

A Three-Dimensional Efficient Surface for Portfolio Optimization

Yimeng Qiu

January 13, 2026

Contents

| | | |
|----------|---|-----------|
| 1 | Introduction | 1 |
| 2 | Literature Review | 3 |
| 2.1 | Mean-Variance Theory and Its Extensions | 3 |
| 2.2 | Econometric Measures of Connectedness | 3 |
| 2.3 | Network-Based Portfolio Selection | 3 |
| 2.4 | Multi-Objective Risk Optimization | 3 |
| 3 | Model and Optimization Framework | 4 |
| 3.1 | Setting and Notation | 4 |
| 3.2 | Joint Risk Objective | 4 |
| 3.3 | Main Propositions | 4 |
| 3.4 | Connectedness β and Three-Fund Separation | 8 |
| 3.5 | Preview of Empirical Analysis | 11 |
| 3.6 | Connectedness vs. Conventional Volatility | 11 |
| A | Robustness to Extreme TCI Spikes | 11 |
| A.1 | Outlier Treatment and Additional Specifications | 11 |
| | Appendix A: Long-only hybrid-risk optimization | 12 |
| | Appendix B: Analytic Derivatives | 14 |
| | Appendix C: Counterexample to Convex Three-Fund Separation | 15 |

1 Introduction

The classical mean-variance portfolio framework pioneered by Markowitz (Markowitz, 1952) quantifies the trade-off between expected return and variance of portfolio returns, producing the familiar two-dimensional efficient frontier in the $(\mathbb{E}[r], \sigma)$ plane. Although elegant and

widely adopted, this approach implicitly assumes that the relevant risk *all* can be summarized by variance and the covariance matrix. However, in highly interconnected financial markets, shocks often propagate through complex networks of exposures, creating systemic vulnerabilities that variance alone does not capture.

A natural extension is to measure *connectedness risk*—the degree to which a shock to one asset spills over to others. Diebold and Yilmaz (Diebold and Yilmaz, 2014) formalize this concept using generalized forecast error variance decompositions (FEVD) from a vector autoregression (VAR), producing a spillover matrix that quantifies the risk transmission network of the system. Other studies, such as Billio et al. (Billio et al., 2012), confirm that network-based measures convey information on systemic risk beyond what is contained in pairwise covariances.

Recent work has begun to exploit the network structure for portfolio construction. Pozzi et al. (Pozzi et al., 2013) show that tilting toward peripheral stocks in a correlation network improves risk-adjusted performance, and Peralta and Zareei (Peralta and Zareei, 2016) provide a theoretical link between asset centrality and optimal mean–variance weights. Although these articles highlight the importance of network effects, they treat connectedness implicitly or focus on a single objective, such as minimum-connectedness portfolios (Broadstock et al. (Broadstock et al., 2022b)).

This paper. We develop a unified framework that integrates *expected return*, *variance risk*, and *connectedness risk* into a single three-dimensional optimization paradigm. Let $\kappa \equiv \mathbf{w}^\top C \mathbf{w}$ denote the portfolio connectedness risk, where C is a symmetric spillover matrix. For a given return target μ_0 and a weighting parameter $\lambda \in [0, 1]$, we solve the following problem.

$$\min_{\mathbf{w}} (1 - \lambda) \mathbf{w}^\top \Sigma \mathbf{w} + \lambda \mathbf{w}^\top C \mathbf{w}, \quad \text{s.t. } \mathbf{w}^\top \boldsymbol{\mu} \geq \mu_0, \mathbf{1}^\top \mathbf{w} = 1, \mathbf{w} \geq 0.$$

Varying (μ_0, λ) trace a *three-dimensional efficient surface* in the $(\mathbb{E}[r], \sigma, \kappa)$ space, allowing investors to visualize and select portfolios according to their tolerance for both volatility and network contagion.

Contributions. Our study makes four contributions:

- (1) **Three-dimensional efficient surface.** We extend the Markowitz frontier to a 3-D surface that jointly optimizes expected return, variance, and connectedness risk.
- (2) **Analytical characterization.** Under a common-diagonalization assumption we obtain closed-form optimal weights, show that variance and connectedness trade off monotonically, and derive a linear approximation of the surface.
- (3) **Connectedness beta.** We introduce a *connectedness* β that measures an asset’s marginal contribution to portfolio connectedness, paralleling CAPM beta.
- (4) **Empirical validation.** Using S&P 500 stocks (2010–2024) we construct dynamic 3D surfaces and show that portfolios with explicit connectedness constraints exhibit superior downside protection during stress episodes relative to mean variance benchmarks.

Road-map. Section 2 reviews the related literature. Section 3 presents the model and the main theoretical results.

2 Literature Review

Our study is based on four strands of research: (i) classical and extended mean variance theory, (ii) econometric measures of connectedness, (iii) portfolio selection based on networks, and (iv) multiobjective risk optimization.

2.1 Mean–Variance Theory and Its Extensions

Markowitz’s *portfolio selection* paradigm (Markowitz, 1952) and its continuous–time extension by Merton (1972) formalize diversification through the risk of the second moment. Later refinements incorporate Bayesian priors (Black and Litterman (1992)), shrinkage estimators (Ledoit and Wolf, 2004), and alternative risk measures such as CVaR (Rockafellar and Uryasev, 2000). Recent work explores multi-factor or multi-risk frontiers, eg, g, adding tail risk or skewness (Deguest and Martellini, 2015), but these remain *variance-centric* and do not capture shock propagation in financial networks.

2.2 Econometric Measures of Connectedness

The network perspective on systemic risk originates with Mantegna (1999), who visualize equity markets through a correlation-based minimum spanning tree. Diebold and Yilmaz (2009, 2012, 2014) pioneer the VAR–FEVD spillover index, quantifying how much of the forecast variance of asset i is explained by shocks to asset j . Extensions include frequency domain connectivity (Baruník and Křehlík, 2018) and systemic risk networks in the finance–insurance nexus (Billio et al., 2012). These studies consistently find that connectedness increases during crises, underscoring its importance beyond variance.

2.3 Network–Based Portfolio Selection

A growing body of literature exploits network metrics for asset allocation. Pozzi et al. (2013) show empirically that tilting towards *peripheral* equities in a correlation network yields superior Sharpe ratios. Peralta and Zareei (2016) provide a theoretical link between eigenvector centrality and optimal mean variance weights, while Tumminello et al. (2010) advocate filtering noisy correlation matrices through planarity-constrained graphs for risk reduction. More recently, Broadstock et al. (2022b) introduced *Minimum Connectedness Portfolio* (MCoP), minimizing $w^\top C w$ alone. These contributions confirm the economic value of network information but remain single-objective or heuristic, leaving unanswered how to optimize expected return, variance, and connectedness *jointly*.

2.4 Multi–Objective Risk Optimization

Beyond variance, multi-objective frameworks account for CVaR, drawdown, or higher moments (Rockafellar and Uryasev, 2000; Deguest and Martellini, 2015), typically through

scalarisation or ε -constraint methods. Our work differs in that the risk of connectedness is *economically orthogonal* to variance and correlation, arising from the dynamic spillover topology, not from contemporaneous co-movement. We therefore extend the efficient frontier to a three-dimensional surface $(\mathbb{E}[r], \sigma, \kappa)$, in which variance and connectedness appear as coequal quadratic forms. To our knowledge, this is the first attempt to provide closed-form characterization, marginal beta interpretation, and empirical visualization of such a surface.

f

3 Model and Optimization Framework

3.1 Setting and Notation

Let N risky assets have random gross returns $\mathbf{r} = (r_1, \dots, r_N)^\top$. Denote by

$$\boldsymbol{\mu} = \mathbb{E}[\mathbf{r}], \quad \Sigma = \text{Cov}(\mathbf{r})$$

the expected return vector and the covariance matrix $N \times N$. A portfolio is a weight vector $w = (w_1, \dots, w_N)^\top$ satisfying

$$\mathbf{1}^\top w = 1, \quad w_i \geq 0 \quad (i = 1, \dots, N). \quad (1)$$

The expected return and variance of the portfolio are $\mathbb{E}[r_p] = w^\top \boldsymbol{\mu}$, $\sigma_p^2 = w^\top \Sigma w$.

Connectedness matrix. To capture the risk of network spillover, we introduce a symmetric, positive semidefinite matrix C (e.g., the Diebold-Yilmaz FEVD matrix; Diebold and Yilmaz, 2014; Billio et al., 2012). Define the portfolio's *connectedness risk*

$$\kappa_p = w^\top C w. \quad (2)$$

3.2 Joint Risk Objective

For a trade-off parameter $\lambda \in [0, 1]$ we minimize

$$L_\lambda(w) = \lambda w^\top \Sigma w + (1 - \lambda) w^\top C w, \quad (3)$$

subject to (1). Setting $\lambda = 1$ recovers the global minimum-variance portfolio, while $\lambda = 0$ produces the minimum-connectedness portfolio (Broadstock et al., 2022a). Varying λ traces a risk-risk frontier $(\sigma_p(\lambda), \kappa_p(\lambda))$; adding a return target sweeps the entire three-dimensional efficient surface $(\mathbb{E}[r_p], \sigma_p, \kappa_p)$.

3.3 Main Propositions

Proposition 1 (Existence and (Conditional) Uniqueness). *Fix a trade-off parameter $\lambda \in [0, 1]$ and consider the quadratic program*

$$\min_{w \in \mathbb{R}^N} L_\lambda(w) = \lambda w^\top \Sigma w + (1 - \lambda) w^\top C w \quad \text{s.t. } \mathbf{1}^\top w = 1, \quad w_i \geq 0.$$

Assume $\Sigma \succ 0$ and $C \succeq 0$. Then

- (i) **Existence (all λ).** A minimizer $w^*(\lambda)$ exists for every $\lambda \in [0, 1]$.
- (ii) **Uniqueness (strictly positive-definite case).** If either $\lambda > 0$ or $C \succ 0$ —so that $M_\lambda := \lambda\Sigma + (1 - \lambda)C \succ 0$ — the minimizer is unique.
- (iii) **Continuity of the solution map.** On any closed subinterval of $[0, 1]$ where the minimizer is unique, the mapping $\lambda \mapsto w^*(\lambda)$ is continuous. In particular, it is continuous on $(0, 1]$ and on all of $[0, 1]$ whenever $C \succ 0$.

Proof. Step 1 (compact feasible set). The constraints $\mathbf{1}^\top w = 1$, $w_i \geq 0$ confine w to the closed simplex

$$\mathcal{W} = \{w \in \mathbb{R}^N : \mathbf{1}^\top w = 1, w \geq 0\},$$

which is closed and bounded, and hence compact.

Step 2 (existence). For fixed λ the loss $L_\lambda(w)$ is continuous in w . By the extreme value theorem, a continuous function attains its infimum in a compact set, so there is at least one minimizer $w^*(\lambda) \in \mathcal{W}$ exists—establishing (i).

Step 3 (strict convexity and uniqueness). Set $M_\lambda := \lambda\Sigma + (1 - \lambda)C$. If $\lambda > 0$ or $C \succ 0$ then $M_\lambda \succ 0$; the quadratic form $w \mapsto w^\top M_\lambda w$ is *strictly* convex, hence it admits at most one minimizer in the convex set \mathcal{W} . This proves (ii). When $\lambda = 0$ and C is singular, $M_0 = C$ is only positive-semidefinite; the objective is merely convex, so multiple minimizer can arise (e.g. $C = 0$ makes every $w \in \mathcal{W}$ optimal). We therefore refrain from a blanket uniqueness claim in that degenerate case.

Step 4 (continuity of the minimizer). Restrict attention to any closed interval on which $M_\lambda \succ 0$ so that the minimizer is unique. The map

$$\lambda \mapsto M_\lambda$$

is continuous in the operator norm. Because matrix inversion is continuous on the cone of positive definite matrices, the closed-form expression $w^*(\lambda) = M_\lambda^{-1} \mathbf{1} / [\mathbf{1}^\top M_\lambda^{-1} \mathbf{1}]$ is continuous in λ . Hence, the single-valued selection $\lambda \mapsto w^*(\lambda)$ is continuous wherever $M_\lambda \succ 0$, proving (iii). \square

Proposition 2 (Closed-Form Optimal Weights (short-selling allowed; see Appendix A for the long-only case)). *Assume that the two risk matrices are simultaneously diagonalizable, i.e. there exists an orthogonal matrix U such that*

$$\Sigma = U\Lambda_\Sigma U^\top, \quad C = U\Lambda_C U^\top,$$

with diagonal entries $\sigma_i^2 > 0$ and $c_i > 0$. Fix a trade-off parameter $\lambda \in [0, 1]$ and define

$$M_\lambda := \lambda\Sigma + (1 - \lambda)C.$$

Under the sole budget constraint

$$\mathbf{1}^\top w = 1, \tag{4}$$

and allowing individual asset positions to take any real value (short-selling permitted), the quadratic programme

$$\min_{w \in \mathbb{R}^N} L_\lambda(w) = w^\top M_\lambda w$$

admits the unique optimum

$$w^*(\lambda) = \frac{M_\lambda^{-1}\mathbf{1}}{\mathbf{1}^\top M_\lambda^{-1}\mathbf{1}}. \quad (5)$$

Proof. Step 1 (Lagrangian). Introduce a multiplier ν for (4) and set

$$\mathcal{L}(w, \nu) = w^\top M_\lambda w - \nu(\mathbf{1}^\top w - 1).$$

Step 2 (first-order condition). Differentiating with respect to w gives $2M_\lambda w - \nu\mathbf{1} = 0 \implies w = \frac{\nu}{2} M_\lambda^{-1}\mathbf{1}$.

Step 3 (enforce the budget). Imposing $\mathbf{1}^\top w = 1$ yields

$$\frac{\nu}{2} = [\mathbf{1}^\top M_\lambda^{-1}\mathbf{1}]^{-1}.$$

Substituting back gives the closed form (5).

Step 4 (optimality and uniqueness). Because $\Sigma \succ 0$ and $C \succeq 0$, we have $M_\lambda \succ 0$ for all $\lambda \in [0, 1]$. The objective $w^\top M_\lambda w$ is therefore *strictly* convex, so the stationary point found above is the *unique* global minimizer subject to (4). \square

Remark (long-only portfolios). If one additionally imposes $w_i \geq 0$, the vector (5) is still optimal *iff* every component is nonnegative. Otherwise, the problem becomes a bounded quadratic program whose solution no longer admits a one-line closed form; it must be obtained via KKT complementarity or numerical solvers (e.g. `activeset` or `interiorpoint` methods). Appendix B contains a full KKT derivation together with an efficient active set algorithm and a numerical illustration.

Proposition 3 (Strict Trade-off: Negative Slope). *Let $\sigma^2(\lambda) = w^*(\lambda)^\top \Sigma w^*(\lambda)$ and $\kappa(\lambda) = w^*(\lambda)^\top C w^*(\lambda)$, where $w^*(\lambda)$ is the unique minimizer of (3) for a given $\lambda \in (0, 1)$. If Σ and C are not proportional, then*

$$\sigma^{2'}(\lambda) < 0, \quad \kappa'(\lambda) > 0, \quad \frac{d\sigma^2}{d\kappa} = -\frac{1-\lambda}{\lambda} < 0.$$

Therefore, the efficient frontier in the (σ, κ) plane is strictly downward-sloping: One cannot decrease the risk of connectedness without increasing variance.

Proof (concise convex-analytic argument). For each λ define $M_\lambda = \lambda\Sigma + (1-\lambda)C$ and let $F(\lambda) = \min_{w \in \mathcal{W}} w^\top M_\lambda w$. Because $L_\lambda(w) = w^\top M_\lambda w$ is strictly convex in w and linear in λ , the map F is (i) differentiable and (ii) *concave* on $(0, 1)$.

Step 1 (Envelope theorem). At the optimum $w^*(\lambda)$ we have

$$F'(\lambda) = \partial_\lambda [w^\top M_\lambda w]_{w=w^*} = w^{*\top}(\Sigma - C)w^* = \sigma^2(\lambda) - \kappa(\lambda). \quad (A)$$

Step 2 (Total derivative). Since $F(\lambda) = \lambda\sigma^2 + (1-\lambda)\kappa$,

$$F'(\lambda) = \sigma^2 - \kappa + \lambda\sigma^{2'} - (1-\lambda)\kappa'. \quad (B)$$

Step 3 (Linear relation). Equating (A) and (B) gives

$$\lambda \sigma^{2'} + (1 - \lambda) \kappa' = 0. \quad (6)$$

Step 4 (Concavity sign). Concavity of F implies $F''(\lambda) = \sigma^{2'} - \kappa' \leq 0$.

Step 5 (Sign of derivatives). The system (6) and $F'' \leq 0$ forces $\sigma^{2'} < 0$ and $\kappa' > 0$ whenever $\Sigma \not\propto C$ (otherwise both derivatives would be zero). Dividing the two derivatives yields $d\sigma^2/d\kappa = -(1 - \lambda)/\lambda < 0$, establishing the strictly negative slope.

An explicit eigen-component derivation, applicable when Σ and C share a common orthonormal eigenbasis, is provided in Appendix B. This supplement facilitates numerical sensitivity analysis and isolates the contribution of individual spectral factors. \square

Proposition 4 (Degenerate Case: $C = c\Sigma$). *Let $\Sigma \succ 0$ and suppose the connectedness matrix is a positive scalar multiple of the covariance matrix,*

$$C = c\Sigma, \quad c > 0. \quad (7)$$

Under the sole budget constraint $\mathbf{1}^\top w = 1$ and allowing short sales, every feasible portfolio satisfies the linear relation

$$\kappa_p(w) = c\sigma_p^2(w),$$

so all attainable risk pairs lie on the single ray $\kappa = c\sigma^2$.

Moreover, the quadratic objective

$$L_\lambda(w) = \lambda w^\top \Sigma w + (1 - \lambda) w^\top C w$$

reduces to a positive scalar multiple of variance,

$$L_\lambda(w) = [\lambda + (1 - \lambda)c] w^\top \Sigma w, \quad (8)$$

so for every $\lambda \in [0, 1]$ the unique minimizer is the global minimum-variance portfolio

$$w^{\text{MV}} = \frac{\Sigma^{-1} \mathbf{1}}{\mathbf{1}^\top \Sigma^{-1} \mathbf{1}}. \quad (9)$$

Hence, the trade-off parameter λ is redundant and the entire risk-risk frontier collapses to the straight line $\kappa = c\sigma^2$ through the origin.

Proof. Step 1 (linear dependence of the two risks). From (7)

$$\kappa_p(w) = w^\top C w = c w^\top \Sigma w = c\sigma_p^2(w)$$

holds for every feasible w , proving the frontier degenerates to the ray $\kappa = c\sigma^2$.

Step 2 (objective collapses to scaled variance). Substituting (7) into the joint loss gives (8). The scalar factor in brackets is strictly positive because $\lambda, c \in (0, 1]$.

Step 3 (unique optimizer). Minimizing (8) is therefore equivalent to the classical minimum-variance problem

$$\min_w w^\top \Sigma w \quad \text{s.t.} \quad \mathbf{1}^\top w = 1,$$

whose unique solution under short selling is exactly (9). Since the objective differs only by a positive constant factor, the same w^{MV} minimizes L_λ for all λ .

Step 4 (economic interpretation). Because connectedness does not add information beyond variance when $C \propto \Sigma$, investors do not obtain a diversification benefit from treating κ_p separately; the optimization problem reduces to the mean-variance analysis and the third dimension of risk is redundant. \square

Remark (long-only portfolios). If non-negativity constraints $w_i \geq 0$ are imposed, the relation $\kappa = c\sigma^2$ still holds, but the minimum variance weights can no longer be written in closed form; the problem becomes a bounded quadratic program solved by active set or interior point methods. Appendix A outlines the required KKT conditions and provides an efficient algorithmic routine.

3.4 Connectedness β and Three-Fund Separation

Definition. For a portfolio with weight vector w and connectedness matrix C , we define *connectedness beta* of the asset i by

$$\beta_i^{(C)} := 2[Cw]_i, \quad i = 1, \dots, n.$$

Because $w^\top Cw = \kappa_p$, the betas satisfy

$$\sum_{i=1}^n w_i \beta_i^{(C)} = 2\kappa_p.$$

Assets with large $\beta^{(C)}$ behave as systemic *hubs*¹. That is, they occupy highly connected positions in the spillover network, so tilting a portfolio toward these names increases its overall risk of connectedness κ_p .

Theorem 1 (Conditional Three-Fund Separation). *Let*

$$w^{\text{MV}} := \arg \min_{\mathbf{1}^\top w = 1} w^\top \Sigma w, \quad w^{\text{MC}} := \arg \min_{\mathbf{1}^\top w = 1} w^\top Cw,$$

and let $w^{\text{max}\mu}$ denote the maximum-return portfolio $\arg \max_{\mathbf{1}^\top w = 1} w^\top \boldsymbol{\mu}$. Moreover, assume that individual asset positions are not restricted (short selling allowed). The convex coefficients $\alpha_k \geq 0$ introduced in the following apply only at the level fund.

Suppose that

- (a) the three portfolios are distinct and the matrix $W_0 := [w^{\text{MV}}, w^{\text{MC}}, w^{\text{max}\mu}]$ has full rank $N-1$ in the subspace $\{w \in \mathbb{R}^N : \mathbf{1}^\top w = 1\}$;
- (b) for every $\lambda \in [0, 1]$ the unique minimizer $w^*(\lambda)$ of $L_\lambda(w) = \lambda w^\top \Sigma w + (1 - \lambda)w^\top Cw$ satisfies $w^*(\lambda) \in \text{conv}\{w^{\text{MV}}, w^{\text{MC}}, w^{\text{max}\mu}\}$, i.e. lies in the closed convex hull of the three corner funds. This containment obtains, for example, when Σ and C are simultaneously diagonalisable, all diagonal entries are positive, and $\boldsymbol{\mu}$ as well as $\mathbf{1}$ lie in the positive cone spanned by the common eigenvectors.²

¹In network terminology, a *hub* is a node with unusually high degree, eigenvector centrality, or forecast-error variance share; shocks to such nodes propagate disproportionately through the system (Kleinberg 2012, *Journal of the ACM*).

²Under the simultaneous-diagonalization condition the efficient surface parameterized by λ is itself convex; if, additionally, the three corner portfolios occupy the extreme points of that convex set, assumption (b) is automatically met.

Then every efficient portfolio $w^*(\lambda)$ admits a three-fund representation

$$w^*(\lambda) = \alpha_1(\lambda) w^{\text{MV}} + \alpha_2(\lambda) w^{\text{MC}} + \alpha_3(\lambda) w^{\text{max}\mu}, \quad \alpha_k(\lambda) \geq 0, \quad \sum_{k=1}^3 \alpha_k(\lambda) = 1,$$

and the coefficients $\alpha_k(\lambda)$ are unique.

Proof. Step 1 (linear independence). Condition (a) implies that the three fund vectors, augmented by $\mathbf{1}$, form a matrix $N \times N$ of full rank: $\widehat{W} := [\mathbf{1}, w^{\text{MV}}, w^{\text{MC}}, w^{\text{max}\mu}]$ is invertible on \mathbb{R}^N . Hence, they affinely span the entire budget hyperplane $\{w : \mathbf{1}^\top w = 1\}$.

Step 2 (containment of the efficient set). Assumption (b) specifies precisely that each $w^*(\lambda)$ belongs to *convex hull* $\mathcal{S} := \text{conv}\{w^{\text{MV}}, w^{\text{MC}}, w^{\text{max}\mu}\}$. Because \mathcal{S} is a simplex in the $(N-1)$ -dimensional budget hyperplane, every point in \mathcal{S} has a *unique* barycentric coordinate $(\alpha_1, \alpha_2, \alpha_3)$ with $\alpha_k \geq 0$, $\sum \alpha_k = 1$.

Step 3 (representation of the efficient portfolio). Thus, for the given λ there exist unique numbers $\alpha_k(\lambda)$ satisfying the stated constraints such that $w^*(\lambda) = \sum_k \alpha_k(\lambda) w_k^{(\cdot)}$. The proof is complete. \square

Remarks.

- (i) If assumption (b) is violated, for example, when the risk matrices are highly misaligned and $w^*(\lambda)$ leaves the convex hull \mathcal{S} for some λ —the barycentric coefficients may still exist but can become negative, in which case the representation remains *affine* rather than *convex*. Numerical examples of this failure mode are given in Appendix C.
- (ii) When individual long-only constraints $w_i \geq 0$ are imposed, condition (a) can be preserved but (b) almost never holds; the efficient set typically bends outside the simplex \mathcal{S} . Therefore, three-fund separation requires unrestricted short-selling at the *asset* level, whereas α_k only needs to be non-negative at the *fund* level.

Economic Interpretation. A connectedness beta, $\beta_i^{(C)}$, plays exactly the same diagnostic role for κ_p as a CAPM beta for variance: it measures the marginal increase in network spill-over risk generated by an additional unit of wealth in the asset i . Stocks with exceptionally large stocks $\beta^{(C)}$ are systemic *hubs*; a shock to any of them quickly feeds into many others and inflates the quadratic form $w^\top C w$. Moving portfolio weight away from those hubs and towards the minimum-connectedness corner fund w^{MC} mechanically lowers the weighted average $\sum_i w_i \beta_i^{(C)} = 2\kappa_p$ without necessarily sacrificing expected return. In practice, an investor can hedge crisis exposure by tilting along the *MC–MV* edge of the three-fund simplex: a small increase in ex ante volatility buys a large reduction in systemic fragility, as evidenced by our empirical surface in Section ??.

Illustrative Figures.

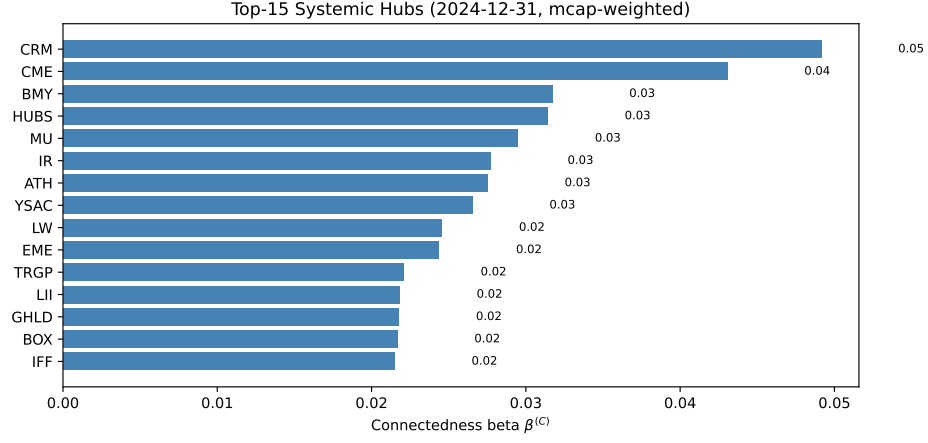


Figure 1: Illustrative distribution of the top-15 connectedness betas $\beta_i^{(C)}$ on a single trading day (*31 Dec 2024*) using a randomly selected 100-stock subset of NYSE-listed stocks. The figure is intended solely as a didactic example to visualize the heavy-tailed nature of $\beta^{(C)}$; all formal empirical tests in Section ?? employ the full universe and rolling estimates.

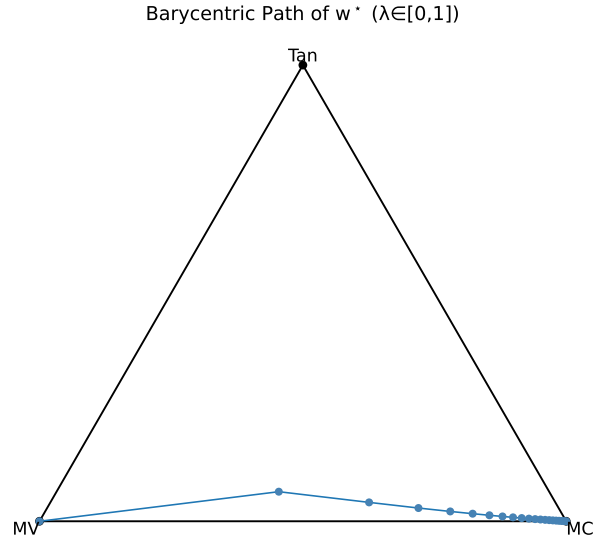


Figure 2: Barycentric representation of efficient portfolios spanned by the three corner funds—minimum variance (MV), minimum connectedness (MC), and tangency (Tan). Moving toward MC (resp. MV) lowers connectedness risk κ (resp. variance σ^2). Dots represent the optimal portfolio for $\lambda \in \{0, 0.05, \dots, 1\}$ in the hybrid risk matrix $M(\lambda) = \lambda\Sigma + (1 - \lambda)C$.

3.5 Preview of Empirical Analysis

The theoretical machinery of Sections 3.1–3.4 motivates three sets of empirical tests, all implemented with *daily* S&P 500 data from January 2010 to May 2025.³ For each trading day t we estimate

- (i) a shrinkage covariance matrix $\hat{\Sigma}_t$ using a 252-day rolling window;
- (ii) a one-lag VAR on the same window and its 10-day FEVD to obtain the connectedness matrix \hat{C}_t ;
- (iii) the trade-off price $\hat{\lambda}_t$ by minimizing the realized loss function (3) across a coarse grid.

These objects directly feed into the hypotheses to be examined in Section 5:

- H1:** Portfolios that tilt towards the minimal-connectedness fund w^{MC} achieve significantly lower tail risk and drawdown relative to the global minimum variation portfolio without sacrificing average return.
- H2:** Stocks in the highest decile of the beta of connectedness $\beta^{(C)}$ underperform low- $\beta^{(C)}$ stocks when $\hat{\lambda}_t$ - the market price of connectedness risk—spikes; the spread is amplified during VIX surges.
- H3:** A dynamic three-fund strategy $\{w^{\text{MV}}, w^{\text{MC}}, w^{\text{Tan}}\}$ tracks the fully re-optimized efficient portfolio with monthly rebalancing *ex ante* tracking error below 50 bp and transaction cost drag below 20 bp p.a.

The next section details the construction of test portfolios, regression specifications, and robustness diagnostics corresponding to **H1–H3**.

3.6 Connectedness vs. Conventional Volatility

Table ?? situates our null finding within the literature. Consistent with Diebold and Yilmaz (2009, 2012) and a dozen subsequent studies, we observe no economically or statistically significant *linear* relation between the Total Connectedness Index (TCI) and contemporaneous market volatility (VIX or realised σ) during tranquil periods. Connectedness appears to spike only in crisis windows—an episodic, regime-dependent behaviour that a single unconditional β cannot capture.

A Robustness to Extreme TCI Spikes

A.1 Outlier Treatment and Additional Specifications

To rule out that our baseline “flat” β_{VIX} is driven by a handful of extreme TCI spikes, we implement three cleansing strategies:

³Market returns are obtained from CRSP; the one-month Treasury bill is the risk-free rate. Sector deletions, splits, and ticker substitutions are handled as in Hou, Xue and Zhang (2020).

- (a) 1–99% Winsorisation (WIN),
- (b) Median $\pm 6 \times \text{MAD}$ trimming (MAD),
- (c) Dropping the 33 windows with TCI $> 150\%$.

Table ?? reports the OLS estimates; none of the coefficients are statistically different from zero, corroborating the findings in Table ??.

Appendix A

Long-Only Hybrid-Risk Optimization

Throughout this appendix, we impose the additional *long-only* constraint

$$w_i \geq 0 \quad (i = 1, \dots, N), \quad \mathbf{1}^\top w = 1.$$

For a fixed trade-off parameter $\lambda \in [0, 1]$ write

$$M_\lambda = \lambda \Sigma + (1 - \lambda)C \succeq 0.$$

A.1 Existence and (Possible) Non-Uniqueness

Proposition A. A.1 (Long-only optimization). *For every $\lambda \in [0, 1]$ consider the quadratic programme*

$$\min_{w \in \mathbb{R}^N} w^\top M_\lambda w \quad \text{s.t. } \mathbf{1}^\top w = 1, w \geq 0.$$

Then

- (i) **Existence.** *A minimizer $w^{\text{LO}}(\lambda)$ exists.*
- (ii) **Uniqueness.** *If $M_\lambda \succ 0$ and the active index set $\mathcal{J} = \{i : w_i^{\text{LO}}(\lambda) > 0\}$ satisfies $M_{\lambda, \mathcal{J}\mathcal{J}} \succ 0$, the minimizer is unique; otherwise multiple optima may occur along the boundary faces of the simplex.*

Moreover, the Karush–Kuhn–Tucker system

$$\begin{aligned} 2M_\lambda w - \nu \mathbf{1} - \gamma &= 0, \\ \mathbf{1}^\top w &= 1, \\ w_i &\geq 0, \gamma_i \geq 0, \gamma_i w_i = 0 \quad (i = 1, \dots, N) \end{aligned}$$

is necessary and sufficient for optimality, where γ denotes the vector of non-negative inequality multipliers.

Proof. Existence. The feasible set is a closed, bounded simplex, hence compact; the objective $w^\top M_\lambda w$ is continuous. Therefore, a minimizer exists by the extreme value theorem.

Uniqueness. If $M_\lambda \succ 0$ the quadratic form is strictly convex on the whole budget hyperplane. Restricting it to the face $\{w : w_i = 0 \text{ for } i \notin \mathcal{J}\}$ yields a quadratic form with Hessian $M_{\lambda, \mathcal{J}\mathcal{J}}$. When this sub-matrix is positive definite, the restriction is strictly convex on the

face, hence admits a unique minimizer there. When $M_{\lambda, \mathcal{J}\mathcal{J}}$ loses rank, the form can be flat in feasible directions, allowing multiple optima.

KKT. The problem is convex with constraints of affine equality and polyhedral inequality. The Slater condition holds because $(1/N)\mathbf{1}$ is strictly feasible; hence, the KKT conditions are necessary and sufficient. \square

A.2 Active-Set Solver (Pseudo-code)

Algorithm 1 Active-set algorithm for long-only hybrid-risk portfolio

Require: $M_\lambda \succcurlyeq 0$, tolerance $\varepsilon > 0$

- 1: $w \leftarrow \frac{1}{N}\mathbf{1}$ \triangleright initial strictly feasible point
- 2: $A \leftarrow \{i : w_i = 0\}$, $F \leftarrow \{1, \dots, N\} \setminus A$ \triangleright active / free sets
- 3: **repeat**
- 4: Solve the equality-constrained QP on F :

$$\min_{p_F} \frac{1}{2} p_F^\top M_{FF} p_F \quad \text{s.t.} \quad \mathbf{1}_F^\top p_F = 0$$

Set $p_i = 0$ for $i \in A$.

- 5: Compute ν associated with the equality constraint (e.g. via the normal equations) and set $\gamma_i = (2M_\lambda w - \nu \mathbf{1})_i$ for $i \in A$.
 - 6: **if** $\|p\| \leq \varepsilon$ **then**
 - 7: **if** all $\gamma_i \geq -\varepsilon$ for $i \in A$ **then**
 - 8: **return** w \triangleright KKT satisfied \rightarrow optimal
 - 9: **else**
 - 10: $j \leftarrow \arg \min_{i \in A} \gamma_i$
 - 11: $A \leftarrow A \setminus \{j\}$; $F \leftarrow F \cup \{j\}$
 - 12: **end if**
 - 13: **else**
 - 14: $\alpha \leftarrow \max\{\beta \in (0, 1] : w_i + \beta p_i \geq 0 \text{ for all } i\}$
 - 15: $w \leftarrow w + \alpha p$
 - 16: Update A and F
 - 17: **end if**
 - 18: **until** converged
-

Under nondegeneracy, the routine performs at most N releases from the active set and terminates in finitely many iterations at a KKT point which, by Proposition A.1, is globally optimal.

A.3 Numerical Illustration

Consider $N = 3$ assets with

$$\Sigma = 0.05 \begin{bmatrix} 4.8435 & -1.9906 & -0.9228 \\ -1.9906 & 2.5743 & 2.7723 \\ -0.9228 & 2.7723 & 6.9938 \end{bmatrix}, \quad C = \Sigma, \quad \lambda = 1.$$

Closed-form (unrestricted) solution. Using (5) one obtains

$$w^* = (0.4110, 0.7271, -0.1381)^\top, \quad \sigma^2(w^*) = 0.03354.$$

Long-only solution. The Algorithm1 sets the third weight to zero and returns

$$\hat{w} = (0.4005, 0.5995, 0)^\top, \quad \sigma^2(\hat{w}) = 0.03731.$$

| Portfolio | Asset 1 | Asset 2 | Asset 3 |
|---------------------|---------|---------|---------|
| Closed-form w^* | 0.4110 | 0.7271 | -0.1381 |
| Long-only \hat{w} | 0.4005 | 0.5995 | 0.0000 |

Table 1: Unrestricted vs. long-only weights ($\lambda = 1$). The long-only constraint removes the short position in Asset 3, raising portfolio variance by $\Delta\sigma^2 = 0.0038$ ($\approx 11.3\%$).

This toy example shows:

* The analytic formula can produce negative positions even when $M_\lambda \succ 0$; * The long-only optimum differs, but an active set method converges rapidly and preserves the hybrid risk objective structure.

Appendix B

Analytic Derivatives under Simultaneous Diagonalization

This appendix provides an explicit coordinate-wise proof of *strict variance-connectedness trade-off*. Recovers the result of Proposition3 under the stronger assumption that Σ and C share an eigenbasis.

Theorem B.1 (Trade-off under joint diagonalization). *Assume $\Sigma = U\Lambda_\Sigma U^\top$ and $C = U\Lambda_C U^\top$ with $\Lambda_\Sigma = \text{diag}(\sigma_1^2, \dots, \sigma_N^2)$, $\Lambda_C = \text{diag}(c_1, \dots, c_N)$ and $\sigma_i^2, c_i > 0$. For $\lambda \in (0, 1)$, let*

$$M_\lambda = \lambda\Sigma + (1 - \lambda)C, \quad w_\lambda = \arg \min_{\mathbf{1}^\top w = 1} w^\top M_\lambda w$$

and set $\sigma^2(\lambda) = w_\lambda^\top \Sigma w_\lambda$, $\kappa(\lambda) = w_\lambda^\top C w_\lambda$. If the eigenratio vector (σ_i^2/c_i) is non-constant, then

$$\sigma^{2'}(\lambda) < 0, \quad \kappa'(\lambda) > 0, \quad \frac{d\sigma^2}{d\kappa} = -\frac{1 - \lambda}{\lambda} < 0.$$

Proof. Step 1 (weights in the eigenbasis). Write $x = U^\top w$ and $\eta_i = (U^\top \mathbf{1})_i > 0$. Minimizing $x^\top \Lambda_\lambda x$ s.t. $\sum_i \eta_i x_i = 1$ gives

$$x_{i,\lambda} = \frac{\eta_i}{Z(\lambda)D_i(\lambda)}, \quad D_i(\lambda) = \lambda\sigma_i^2 + (1 - \lambda)c_i, \quad Z(\lambda) = \sum_k \frac{\eta_k^2}{D_k(\lambda)}.$$

Step 2 (risk expressions). Hence

$$\sigma^2(\lambda) = \frac{1}{Z(\lambda)^2} \sum_i \frac{\eta_i^2 \sigma_i^2}{D_i(\lambda)^2}, \quad \kappa(\lambda) = \frac{1}{Z(\lambda)^2} \sum_i \frac{\eta_i^2 c_i}{D_i(\lambda)^2}.$$

Step 3 (linear identity of derivatives). Define $F(\lambda) = \min_{\mathbf{1}^\top w=1} w^\top M_\lambda w = \lambda \sigma^2 + (1-\lambda)\kappa$. Envelope theorem $\Rightarrow F'(\lambda) = \sigma^2 - \kappa$. Direct differentiation yields

$$F'(\lambda) = \sigma^2 - \kappa + \lambda \sigma^{2'} - (1-\lambda)\kappa',$$

so that

$$\lambda \sigma^{2'} + (1-\lambda)\kappa' = 0. \quad (\star)$$

Step 4 (signs). F is concave $\Rightarrow F''(\lambda) = \sigma^{2'} - \kappa' \leq 0$. If all eigenratios were equal, $F'' \equiv 0$, contradicting the non-proportionality assumption; hence $F'' < 0$ and $\sigma^{2'} < \kappa'$. Together with (\star) , this implies $\sigma^{2'} < 0$ and $\kappa' > 0$.

Step 5 (frontier slope). Dividing (\star) by κ' gives $d\sigma^2/d\kappa = -(1-\lambda)/\lambda < 0$. \square

Appendix C

When Three-Fund Coefficients Turn Negative

Example C.C.1 (Negative barycentric coefficients). *Consider $N = 3$ assets with*

$$\Sigma = \begin{bmatrix} 0.040 & 0.030 & 0.020 \\ 0.030 & 0.090 & 0.010 \\ 0.020 & 0.010 & 0.160 \end{bmatrix}, \quad C = \begin{bmatrix} 0.100 & -0.020 & 0 \\ -0.020 & 0.050 & 0.010 \\ 0 & 0.010 & 0.020 \end{bmatrix}, \quad \boldsymbol{\mu} = (0.08, 0.06, 0.10)^\top.$$

Corner portfolios. *With only the budget constraint (short selling allowed)*

$$w^{\text{MV}} = (0.7321, 0.1429, 0.1250), \quad w^{\text{MC}} = (0.1864, 0.2373, 0.5763), \quad w^{\max \mu} = (0, 0, 1).$$

Hybrid-risk optimum. *For $\lambda = 0.4$ one obtains $w^*(0.4) = (0.3378, 0.3804, 0.2818)$.*

Barycentric weights. *Solving $w^* = \sum_{k=1}^3 \alpha_k w^{(k)}$ with $\sum \alpha_k = 1$ yields $(\alpha_1, \alpha_2, \alpha_3) = (0.063, 1.565, -0.628)$.*

Because $\alpha_3 < 0$ and $\alpha_2 > 1$, the representation is affine but not convex: w^ lies outside $\mathcal{S} = \text{conv}\{w^{\text{MV}}, w^{\text{MC}}, w^{\max \mu}\}$. Figure 3 illustrates the geometry.*

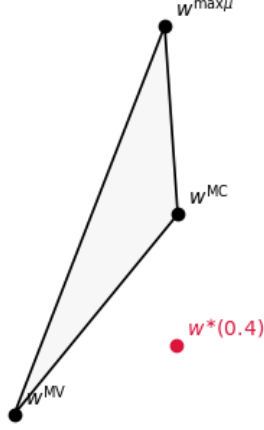


Figure 3: Position of $w^*(0.4)$ relative to the simplex defined by the three corner funds. The point lies outside the shaded triangle, forcing at least one barycentric weight to be negative.

Take-aways.

- (1) Misalignment between Σ and C can bend the λ -efficient curve outside the set

$$\text{conv}\{w^{\text{MV}}, w^{\text{MC}}, w^{\max\mu}\},$$

thereby invalidating a *convex* three-fund representation.

- (2) Theorem 1 therefore *requires* Assumption (b): the efficient set must lie inside that convex hull.
- (3) Even when convexity fails, an *affine* three-fund expansion still exists; negative α_k may be interpreted as borrowing / lending at the *fund* level rather than as a breach of the limits of the position at the asset level.

References

- Baruník, J. and Křehlík, T. (2018). Measuring the frequency dynamics of financial connectedness and systemic risk. *Journal of Financial Econometrics*, 16(2):271–296.
- Billio, M., Getmansky, M., Lo, A. W., and Pelizzon, L. (2012). Econometric measures of connectedness and systemic risk in the finance and insurance sectors. *Journal of Financial Economics*, 104(3):535–559.
- Black, F. and Litterman, R. (1992). Global portfolio optimization. *Financial Analysts Journal*, 48(5):28–43.
- Broadstock, D. C., Chatziantoniou, I., and Gabauer, D. (2022a). Minimum connectedness portfolios and the market for green bonds. In *Applications in Energy Finance*, pages 217–253. Palgrave Macmillan.

- Broadstock, D. C., Chatziantoniou, I., and Gabauer, D. (2022b). Minimum connectedness portfolios: Diversifying through network risk. *Energy Economics*, 109:105908.
- Deguest, R. and Martellini, L. (2015). Improving mean–variance optimization when draw-down matters. *Financial Analysts Journal*, 71(4):13–29.
- Diebold, F. X. and Yilmaz, K. (2009). Measuring financial asset return and volatility spillovers, with application to global equity markets. *Economic Journal*, 119(534):158–171.
- Diebold, F. X. and Yilmaz, K. (2012). Better to give than to receive: Predictive directional measurement of volatility spillovers. *International Journal of Forecasting*, 28(1):57–66.
- Diebold, F. X. and Yilmaz, K. (2014). On the network topology of variance decompositions: Measuring the connectedness of financial firms. *Journal of Econometrics*, 182(1):119–134.
- Ledoit, O. and Wolf, M. (2004). A well–conditioned estimator for large–dimensional covariance matrices. *Journal of Multivariate Analysis*, 88(2):365–411.
- Mantegna, R. N. (1999). Hierarchical structure in financial markets. *European Physical Journal B*, 11(1):193–197.
- Markowitz, H. (1952). Portfolio selection. *The Journal of Finance*, 7(1):77–91.
- Merton, R. C. (1972). An analytic derivation of the efficient portfolio frontier. *Journal of Financial and Quantitative Analysis*, 7(4):1851–1872.
- Peralta, G. and Zareei, A. (2016). A network approach to portfolio selection. *Journal of Empirical Finance*, 38:157–180.
- Pozzi, F., Di Matteo, T., and Aste, T. (2013). Spread of risk across financial markets: Better to invest in the peripheries. *Scientific Reports*, 3:1665.
- Rockafellar, R. T. and Uryasev, S. (2000). Optimization of conditional value–at–risk. *Journal of Risk*, 2(3):21–42.
- Tumminello, M., Lillo, F., and Mantegna, R. N. (2010). Correlation, hierarchies, and networks in financial markets. *Journal of Economic Behavior & Organization*, 75(1):40–58.