

## JOURNAL SECTION OR CONFERENCE SECTION

## Charmed Baryons at Belle and Belle II

A.O. Mufazalova<sup>1,\*</sup><sup>1</sup>*National Research University Higher School of Economics,  
20 Myasnitskaya Street, Moscow 101000, Russia*

(Received xx.xx.2025; Revised xx.xx.2025; Accepted xx.xx.2025)

We present the recent results on charm baryon production and decays at Belle and Belle II experiments using a  $1.4\text{ ab}^{-1}$  data sample of  $e^+e^-$  collision collected at center-of-mass energies near the  $\Upsilon(nS)$  resonances. The collected data contain a large number of  $e^+e^- \rightarrow c\bar{c}$  events that produce charmed baryons. We report on several studies of the  $\Lambda_c$  and  $\Xi_c$  decays to determine their branching fractions.

PACS numbers: 10

Keywords: Charmed baryons

## 1. INTRODUCTION

The study of charmed baryon decays offers an opportunity to explore both strong and weak interactions and their interplay. Decays of charmed baryons have a large contribution from non-spectator diagrams, where a charm quark interacts directly with a light quark via a  $W$  boson, changing the quark flavor.

## 2. OVERVIEW OF SELECTED RESULTS

In this paper, we present an overview of some recent results on charmed baryons from the Belle and Belle II experiments. All the results have statistical and systematic uncertainty, respectively.

2.1. Measurements of the branching fractions of  $\Xi_c^+ \rightarrow \Sigma^+ K_S^0$ ,  $\Xi_c^0 \pi^+$  and  $\Xi_c^0 K^+$ 

Here we report on the first observation of the Cabibbo suppressed decays  $\Xi_c^+ \rightarrow \Sigma^+ K_S^0$  and  $\Xi_c^+ \rightarrow \Xi^0 K^+$  and improved measurement of the Cabibbo allowed decay  $\Xi_c^+ \rightarrow \Xi^0 \pi^+$ . The analysis is described in detail elsewhere [1]. The corresponding combinations of strange hyperon and meson have been selected to form  $\Xi_c^+$  candidates, and their invariant mass spectra are shown in Fig. 1.

All data spectra are peaking around the nominal  $\Xi_c^+$  mass [2]. The signal yields were extracted from the fit to these spectra, and the branching fractions are calculated as follows

$$\frac{\mathcal{B}(\Xi_c^+ \rightarrow \Sigma^+ K_S^0)}{\mathcal{B}(\Xi_c^+ \rightarrow \Xi^- \pi^+ \pi^+)} = 0.067 \pm 0.007 \pm 0.003, \quad (1a)$$

$$\frac{\mathcal{B}(\Xi_c^+ \rightarrow \Xi^0 \pi^+)}{\mathcal{B}(\Xi_c^+ \rightarrow \Xi^- \pi^+ \pi^+)} = 0.248 \pm 0.005 \pm 0.009, \quad (1b)$$

$$\frac{\mathcal{B}(\Xi_c^+ \rightarrow \Xi^0 K^+)}{\mathcal{B}(\Xi_c^+ \rightarrow \Xi^- \pi^+ \pi^+)} = 0.017 \pm 0.003 \pm 0.001. \quad (1c)$$

Compared to theoretical predictions [3–5] for the similar decays, the value of  $\mathcal{B}(\Xi_c^+ \rightarrow \Sigma^+ K_S^0)$  lies lower. The  $\mathcal{B}(\Xi_c^+ \rightarrow \Xi^0 \pi^+)$  agrees with theoretical predictions and the previous CLEO result [6]. And the  $\mathcal{B}(\Xi_c^+ \rightarrow \Xi^0 K^+)$  is below the central values predicted by the most theoretical papers.

2.2. Measurements of the decay  $\Lambda_c^+ \rightarrow p K_S^0 \pi^0$ 

Another result we highlight here is a precise measurement of the ratio  $\mathcal{B}(\Lambda_c^+ \rightarrow p K_S^0 \pi^0)/\mathcal{B}(\Lambda_c^+ \rightarrow p K^- \pi^+)$  [7]. This study examines the isospin properties of the weak  $c \rightarrow s$  transition.

The invariant mass spectra of  $p K_S^0 \pi^0$  and  $p K^- \pi^+$  are shown in Fig. 2. Both spectra have prominent peaks at the  $\Lambda_c^+$  mass. The fitted yields are then corrected for the efficiencies to calculate the ratio of corresponding branching fractions:

$$\frac{\mathcal{B}(\Lambda_c^+ \rightarrow p K_S^0 \pi^0)}{\mathcal{B}(\Lambda_c^+ \rightarrow p K^- \pi^+)} = 0.339 \pm 0.002 \pm 0.009. \quad (2)$$

This measurement improves the uncertainty of the previous CLEO result by a factor of five [8].

\* E-mail: mufazalova.a.o@hse.ru

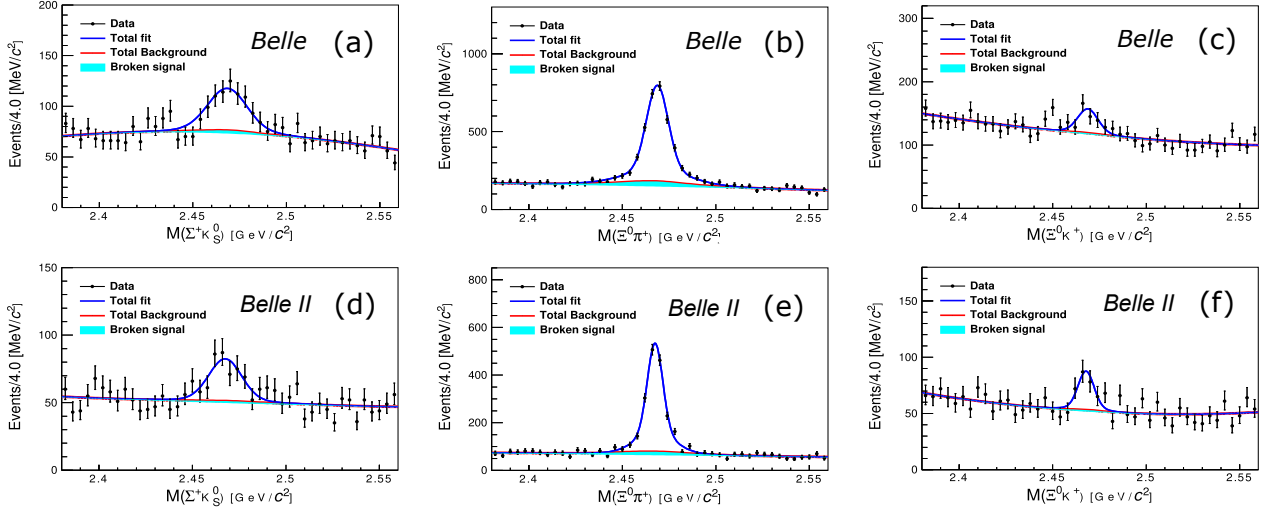


Figure 1. Invariant mass spectra of  $\Xi_c^+$  candidates from  $\Xi_c^+ \rightarrow \Sigma^+ K_S^0$  (a, d),  $\Xi_c^+ \rightarrow \Xi^0 \pi^+$  (b, e) and  $\Xi_c^+ \rightarrow \Xi^+ K_S^+$  (c, f) decays reconstructed in (top) Belle and (bottom) Belle II data.

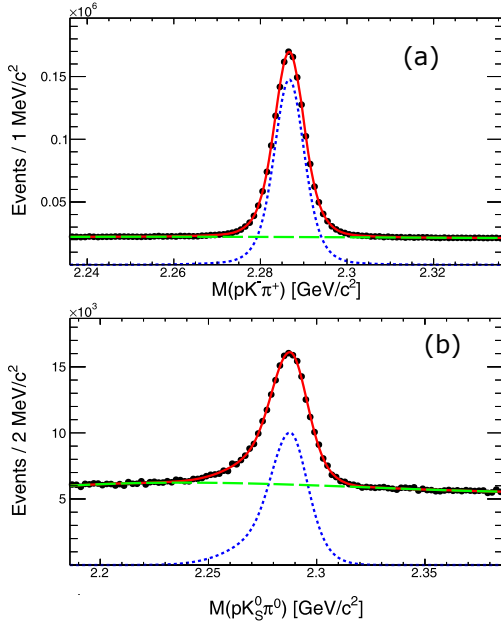


Figure 2. The invariant mass spectra of  $\Lambda_c^+$  candidates for  $\Lambda_c^+ \rightarrow pK^-\pi^+$  (a) and  $\Lambda_c^+ \rightarrow pK_S^0\pi^0$  (b). The total fit is represented by a solid red curve, the signal by a dashed blue curve, and the background by a long-dashed green curve.

### 2.3. Measurements of the decays $\Xi_c^0 \rightarrow \Xi^0 \pi^0$ , $\Xi_c^0 \eta$ and $\Xi_c^0 \eta'$ and the asymmetry parameter in $\Xi_c^0 \rightarrow \Xi^0 \pi^0$

Finally, we discuss the results [9] of the first measurements of the Cabibbo allowed decays  $\Xi_c^0 \rightarrow \Xi^0 \pi^0$ ,  $\Xi_c^0 \rightarrow \Xi^0 \eta$ ,  $\Xi_c^0 \rightarrow \Xi^0 \eta'$  and the asymmetry parameter  $\alpha$  of  $\Xi_c^0 \rightarrow \Xi^0 \pi^0$  decay arising from interference

between the parity-violating and parity-conserving amplitudes.

The signal yields used for branching fraction measurements are extracted from fits to the invariant mass spectra of fully reconstructed  $\Xi_c^0$  candidates (Fig. 3). The measured values in the studied modes are

$$\frac{\mathcal{B}(\Xi_c^0 \rightarrow \Xi^0 \pi^0)}{\mathcal{B}(\Xi_c^0 \rightarrow \Xi^- \pi^+)} = (0.48 \pm 0.02 \pm 0.03)\%, \quad (3a)$$

$$\frac{\mathcal{B}(\Xi_c^0 \rightarrow \Xi^0 \eta)}{\mathcal{B}(\Xi_c^0 \rightarrow \Xi^- \pi^+)} = (0.11 \pm 0.01 \pm 0.01)\%, \quad (3b)$$

$$\frac{\mathcal{B}(\Xi_c^0 \rightarrow \Xi^0 \eta')}{\mathcal{B}(\Xi_c^0 \rightarrow \Xi^- \pi^+)} = (0.08 \pm 0.02 \pm 0.01)\%. \quad (3c)$$

In the  $\Xi_c^0 \rightarrow \Xi^0 \pi^0$  decays, the asymmetry parameter  $\alpha_c$  can be extracted from a fit to the  $\Xi_c^0$  decay angular distribution, using the differential decay rate function:

$$\frac{dN}{d \cos \theta_{\Xi^0}} \propto 1 + \alpha_c \cdot \alpha_0 \cdot \cos \theta_{\Xi^0}, \quad (4)$$

where  $\alpha_0$  is the asymmetry parameter for the  $\Xi^0 \rightarrow \Lambda \pi^0$  from cascade decay of  $\Xi_c^0$  and  $\theta_{\Xi^0}$  is the angle between the  $\Lambda$  momentum vector and the opposite direction to the  $\Xi_c^0$  momentum vector in the  $\Xi_c^0$  rest frame.

The asymmetry parameter  $\alpha_c$  is obtained from a fit to the  $\Xi_c^0$  signal yield as a function of  $\cos \theta_{\Xi^0}$  (Fig. 4). Using the  $\alpha_0$  value [2], the asymmetry parameter of  $\Xi_c^0 \rightarrow \Xi^0 \pi^0$  is

$$\alpha_c = -0.90 \pm 0.15 \pm 0.23. \quad (5)$$

Comparing the measured values of  $\mathcal{B}(\Xi_c^0 \rightarrow \Xi^0 h^0)$  and asymmetry parameter  $\alpha_c$  with the theoretical predictions [3, 4], we conclude that the  $SU(3)_f$  model is the most consistent with experimental result.

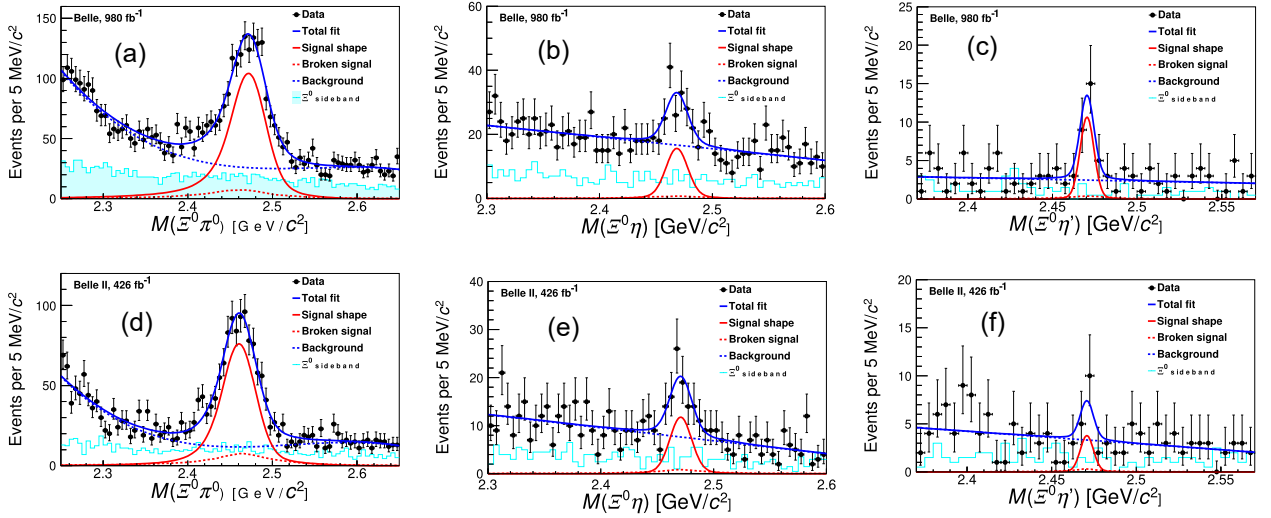


Figure 3. The invariant mass spectra of  $\Xi_c^0$  candidates from (a, d)  $\Xi_c^0 \rightarrow \Xi^0 \pi^0$ , (b, e)  $\Xi_c^0 \rightarrow \Xi^0 \eta$ , and (c, f)  $\Xi_c^0 \rightarrow \Xi^0 \eta'$  decays reconstructed in Belle (top) and Belle II (bottom) data.

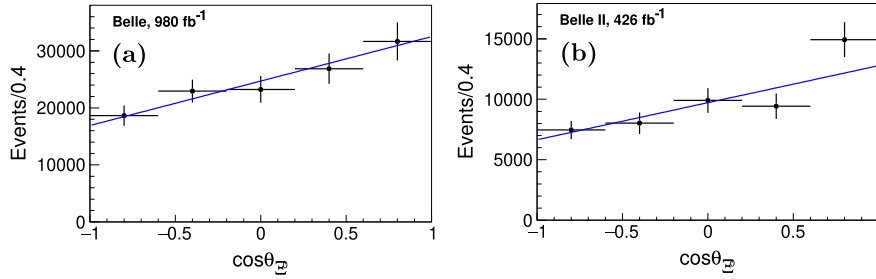


Figure 4. Efficiency-corrected  $\Xi_c^0$  signal yields in bins of  $\cos \theta_{\Xi^0}$  from the (a) Belle and (b) Belle II datasets. The lines show linear regression results.

### 3. CONCLUSION

As can be seen from the presented analyses, charmed baryons remain an interesting object of study at the Belle and Belle II experiments. Several new decays of  $\Xi_c^+$  and  $\Xi_c^0$  were observed for the first time. The accuracy of  $\mathcal{B}(\Lambda_c^+ \rightarrow p K_S^0 \pi^0)$  was improved by a factor of five in comparison to the previous measurement.

The asymmetry parameter  $\alpha_c$  in the  $\Xi_c^0 \rightarrow \Xi^0 \pi^0$  decays, which determines the decay dynamics, was measured for the first time. New Belle II results allow discrimination of theoretical models.

### ACKNOWLEDGMENTS

The article was prepared within the framework of the project "Mirror Laboratories" HSE University.

- 
- [1] I. Adachi *et al.* (Belle II Collab.), JHEP **2025**, 195 (2025).
  - [2] S. Navas *et al.* (Particle Data Group), Phys. Rev. D **110**, 030001 (2024).
  - [3] Z.-P. Xing *et al.*, Phys. Rev. D **108**, 053004 (2023).
  - [4] C.-W. Liu, Phys. Rev. D **109**, 033004 (2024).
  - [5] H. Zhong, F. Xu, Q. Wen, and Y. Gu, JHEP **02**, 235 (2023).
  - [6] K.W. Edwards, *et al.* (CLEO Collab.), Phys. Lett. B **373**, 261 (1996).
  - [7] I. Adachi, *et al.* (Belle II Collab.), Phys. Rev. D **112**, 012013 (2025).
  - [8] M. S. Alam, *et al.* (CLEO Collab.), Phys. Rev. D **57**, 4467 (1998).
  - [9] I. Adachi, *et al.* (Belle II Collab.), JHEP **2025**, 61 (2024).