

# HAPS: Hierarchical LLM Routing with Joint Architecture and Parameter Search

Zihang Tian<sup>♣</sup>, Rui Li<sup>♣</sup>, Jingsen Zhang<sup>♣</sup>,  
Xiaohe Bo<sup>♣</sup>, Wei Huo<sup>♣</sup>, Xu Chen<sup>♣◇</sup>

<sup>♣</sup>Renmin University of China

<sup>♣</sup>Wireless Technology Lab, Huawei Technologies Co., Ltd.  
{zihangtian, xu.chen}@ruc.edu.cn

## Abstract

Large language model (LLM) routing aims to exploit the specialized strengths of different LLMs for diverse tasks. However, existing approaches typically focus on selecting LLM architectures while overlooking parameter settings, which are critical for task performance. In this paper, we introduce **HAPS**, a hierarchical LLM routing framework that *jointly searches over model architectures and parameters*. Specifically, we use a high-level router to select among candidate LLM architectures, and then search for the optimal parameters for the selected architectures based on a low-level router. We design a parameter generation network to share parameters between the two routers to mutually enhance their capabilities. In the training process, we design a reward-augmented objective to effectively optimize our framework. Experiments on two commonly used benchmarks show that HAPS consistently outperforms strong routing baselines. We have released our code at <https://github.com/zihangtian/HAPS>.

## 1 Introduction

Large language models (LLMs) have achieved remarkable success across a wide range of natural language processing tasks (Brown et al., 2020; Raffel et al., 2020). However, due to differences in their architectures and parameters, individual LLMs often exhibit distinct strengths and weaknesses. To better leverage the complementary capabilities of different models, LLM routing has recently attracted increasing attention, aiming to dynamically select the most appropriate LLM for different tasks.

LLM routing typically starts by defining a pool of candidate architectures (e.g., LLaMA (Touvron et al., 2023a,b), Qwen (Bai et al., 2023), Mistral (Jiang et al., 2023)). A classifier is then used to map each input query to the most appropriate architecture in the pool, which subsequently generates

the response. The router is usually trained with a supervision signal based on the response correctness. For example, RouteLLM (Ong et al., 2024) trains a binary router that switches between a stronger and a weaker model using preference data and data augmentation. GraphRouter (Feng et al., 2024) constructs a heterogeneous graph over tasks, queries, and LLMs, and formulates routing as inductive edge-attribute prediction. IRT-Router (Song et al., 2025) explicitly models query difficulty and model ability, yielding interpretable routing decisions and improved cold-start performance.

While the above models have shown promising performance, they focus solely on routing across different LLM architectures, leaving model parameters fixed. This limits their ability to adapt to specific task requirements. As illustrated in Figure 1, for the conversation task, traditional LLM routers may select Qwen when all architectures use default parameters. However, once parameters are allowed to be changed, Mistral may demonstrate greater potential to achieve optimal performance, even though its default configuration performs poorly. Inspired by this intuition, we propose a framework to jointly route both LLM architectures and their parameters, extending the routing space from purely *discrete* (architectures) to a combination of discrete and *continuous* (parameters) decisions. This enables more fine-grained adaptation and improvements in task-specific performance.

Although the above idea is promising, its implementation presents significant challenges. Specifically, existing LLM routers typically employ classifiers to select architectures from a discrete space, whereas LLM parameters reside in a continuous space, making them difficult to directly integrate into these routing models. Moreover, since both architecture and parameter search aim to improve the quality of responses for a given query, they should ideally be guided by shared underlying principles. However, existing methods for architecture

◇Corresponding author.

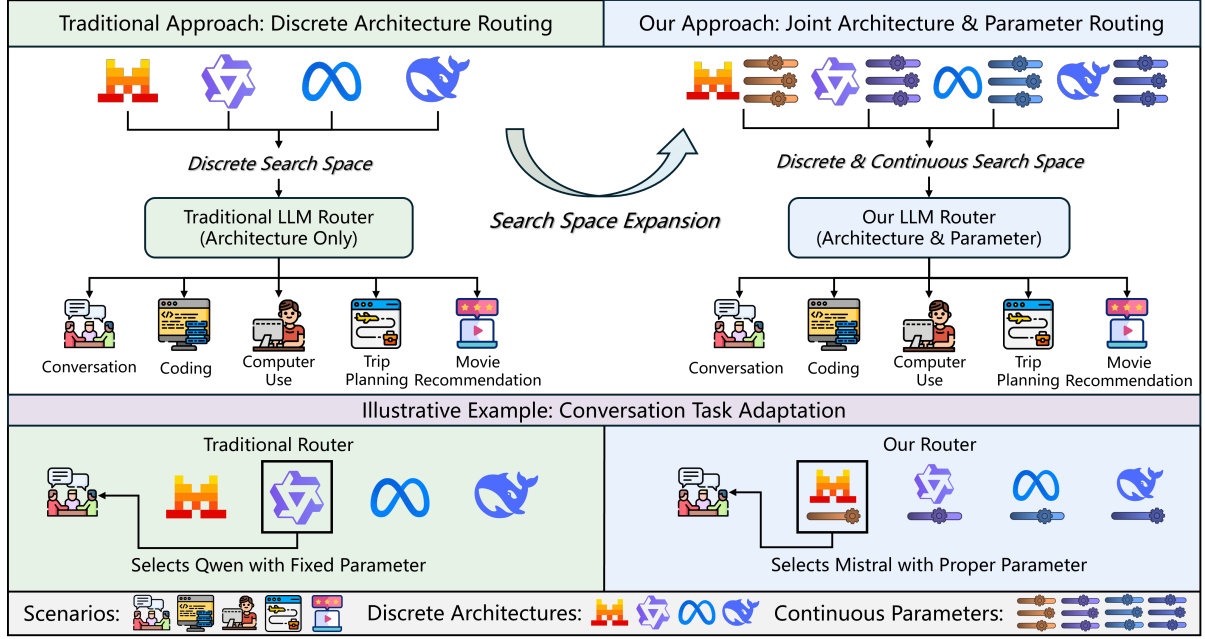


Figure 1: Illustration of the traditional LLM router versus our proposed model. Unlike standard methods that only select architectures, our framework jointly routes both LLM architectures and their specific parameters.

routing (e.g., RouteLLM) and parameter tuning (e.g., LoRA (Hu et al., 2022)) follow fundamentally different strategies. Effectively enabling these components to share common knowledge therefore requires careful and deliberate algorithmic and architectural design decisions in applications.

To address the challenges outlined above, we propose a hierarchical LLM router, named **HAPS**. At the high level, a LLaMA-based classifier is used to select the most suitable LLM architecture. At the low level, instead of searching for free-form LLM parameters directly, we generate them through a neural network. With this design, both architecture selection and parameter search can be formulated as prediction problems, providing a common basis for combining them within a unified framework for LLM routing. To enable shared knowledge between architecture selection and parameter search, the partial parameters of the low-level router are directly copied and extended from those of the high-level router. In the training process, we jointly optimize both high- and low-level routers using reinforcement learning, thereby enhancing the overall generalization capability of the hierarchical LLM router. We conduct extensive experiments to demonstrate the contributions of model components and to evaluate the effectiveness of our model compared to state-of-the-art methods. The main contributions of our paper are:

- We introduce the idea of joint model architecture and parameter search to effectively achieve better LLM routing for specific tasks.

- We implement the above idea via a hierarchical framework, designing a parameter generation network that facilitates knowledge sharing and leveraging a reward augmented objective to enable joint discrete and continuous optimization.
- We conduct extensive experiments to comprehensively demonstrate the effectiveness of our framework based on two commonly used datasets.

## 2 Preliminary

To make our presentation clearer, we first introduce the basic concepts of LLM routing. Specifically, we define a pool of candidate LLMs as  $\mathcal{M} = \{m_0, \dots, m_{K-1}\}$ , where each  $m_k$  denotes an LLM with a distinct architecture (e.g., LLaMA or Qwen), and  $K$  is the total number of models. Assuming there are  $N$  components in the system that require LLM routing, the objective is to learn a classifier  $\mathbf{r} : \mathcal{P} \rightarrow \{0, \dots, K-1\}^N$  that maps a routing prompt to the indices of the most suitable LLMs in  $\mathcal{M}$  for generating accurate responses.

Let  $\theta$  denote the parameters of the router  $\mathbf{r}$ . The training objective is to minimize the prediction loss between the output generated by the selected models and the ground-truth label  $y$ :

$$\min_{\theta} L(\mathbf{G}(\mathbf{m}_{\mathbf{r}(p;\theta)}, \mathbf{x}), y), \quad (1)$$

where  $p \in \mathcal{P}$  is the routing prompt (e.g. task description, candidate LLMs list), and  $\mathbf{x} = \{x_i\}_{i=0}^{N-1}$  is the input sequence used to query the LLMs. We let  $\mathbf{m}_{\mathbf{r}(p;\theta)} = \{m_{[\mathbf{r}(p;\theta)]_i}\}_{i=0}^{N-1}$  denote the set of

LLMs that are selected by the router  $\mathbf{r}$ . The function  $G(\mathbf{m}_{\mathbf{r}(p;\theta)}, \mathbf{x})$  represents the system output obtained by applying each input  $x_i \in \mathbf{x}$  to its corresponding LLM  $m_{[\mathbf{r}(p;\theta)]_i} \in \mathbf{m}_{\mathbf{r}(p;\theta)}$ . Here,  $L(\cdot, \cdot)$  is the task-specific loss function.

Previously, Equation (1) has been instantiated in various forms (Ong et al., 2024; Feng et al., 2024; Song et al., 2025). However, most existing LLM routing methods focus solely on selecting LLM architectures, neglecting the role of parameter adaptation, an essential factor for task generalization and performance improvement (as illustrated in Figure 1). To address this limitation, in the following section, we introduce a hierarchical LLM router that jointly routes the architectures and parameters to enhance task performance.

### 3 The HAPS Model

The framework of our model adopts a hierarchical structure, as illustrated in Figure 2. The high-level router is a LLaMA-based classifier designed to select the most suitable LLM architecture. The low-level router is a parameter generation network that produces parameters for the architecture selected by the high-level router. To enable mutual enhancement, part of the parameters in the parameter generation network are shared with the LLaMA-based classifier within this hierarchical framework. In the following sections, we provide a detailed description of each component in our framework.

#### 3.1 High-level Router

The high-level router is responsible for selecting the appropriate LLM architectures. Intuitively, this selection should be guided by the tasks and roles we expect the LLMs to perform. Accordingly, we define  $p$  in Equation (1) as a four-part routing prompt, structured as follows: (1) *Role definition* – a brief textual specification of each agent’s capabilities and expected behaviors; (2) *Task description* – a concise summary of the overall objective; (3) *Problem description* – a detailed description of the specific problem to be addressed by the LLMs (i.e.,  $\mathbf{x}$  in objective (1)); (4) *Model list* – the names or symbolic identifiers of all candidate LLMs (i.e.,  $\mathcal{M}$ ). Formally, the high-level router  $\mathbf{r}$  is a multi-label classifier implemented using a LLaMA-based architecture, which is defined as:

$$\mathbf{z} = \mathbf{r}(p; \theta), \quad (2)$$

where  $\mathbf{z} = \{z_i\}_{i=0}^{N-1}$  is an  $N$ -dimensional vector, with each element indicating the index of the LLM

in  $\mathcal{M}$  assigned to the corresponding system component (i.e.,  $z_i$  means that the  $i$ th component in the system uses  $m_{z_i}$  from  $\mathcal{M}$ ).  $\theta$  is the learnable parameter vector of the high-level router.

#### 3.2 Low-level Router

The low-level router is responsible for searching for the optimal parameters of the selected LLMs. A straightforward approach assigns free parameters to each prompt–response pair and treats parameter search as a supervised optimization task. However, this method has two main limitations. First, assigning free parameters to each prompt implies that the parameters are independent across prompts, making it difficult to generalize the learned parameters to unseen prompts (*low generalization capability*). Second, both architecture search and parameter search aim to enhance task performance, which means they should ideally share underlying knowledge. Using free parameters, however, makes it difficult to establish such a knowledge-sharing mechanism (*poor knowledge-sharing capability*).

In order to effectively address the above limitations, we propose to construct a neural network  $\mathbf{s}$  to generate the LLM parameters. The parameters of  $\mathbf{s}$  serve to compress and relate different prompts within a latent space, thereby allowing better generalization to unseen prompts (*enhancing the generalization capability*). Moreover, by introducing  $\mathbf{s}$ , both the architecture and parameter search are unified under a common prediction framework for routing in practical systems. This unification makes it possible to transfer knowledge through parameter sharing between the two tasks (*enhancing the knowledge-sharing capability*).

Formally, given  $K$  candidate LLMs in  $\mathcal{M}$ , we construct a dedicated parameter generation network  $\mathbf{s}_k$  for each LLM  $m_k$ . All  $\mathbf{s}_k$  share the same architecture but have independent parameters. To facilitate knowledge sharing, each  $\mathbf{s}_k$  is built by stacking several MLP layers on top of the high-level router  $\mathbf{r}$ . To enhance efficiency, we search for parameters for LoRA optimization during training, that is:

$$w_k = \mathbf{s}_k(p; \phi_k), \quad (3)$$

where  $p$  represents the unified routing prompt identical to the high-level input. In this formulation, the parameter set  $\phi_k = \{\theta, \gamma_k\}$  includes  $\theta$ , the parameters of the high-level router, which are shared across all  $\mathbf{s}_k$ , and  $\gamma_k$ , the parameters specific to each low-level router  $\mathbf{s}_k$ . Finally,  $w_k$  denotes the generated LoRA parameters tailored for  $m_k$ .





close to  $\hat{\theta}_2, \hat{\Gamma}$  respectively, we have  $L(\hat{\theta}_2, \hat{\Gamma}) \leq L(\hat{\theta}_1, \hat{\Gamma}) \leq L(\hat{\theta}_1, \Gamma)$ , implying our model theoretically achieves a lower loss and better data fitting.

**Remark 3 (Inference Efficiency Analysis).** A natural concern of instance-specific parameter generation is added inference latency. HAPS sustains high throughput via a *vectorized dynamic injection* mechanism. Instead of reloading adapter weights per request, the low-level router generates LoRA matrices  $(A_i, B_i)$  for an entire batch in parallel and applies per-sample updates using batched matrix multiplication (BMM), avoiding sequential adapter switching. We further adopt *request bucketing* to group queries by the selected base architecture, so the base weights remain frozen and shared within each bucket. A detailed complexity discussion and implementation are provided in Appendix E.

## 4 Experiments

In this section, we empirically evaluate the effectiveness of our framework around the following research questions (**RQs**):

- **RQ1:** Does HAPS achieve superior performance compared to existing LLM routing methods?
- **RQ2:** Are the individual components of HAPS necessary for performance gains?
- **RQ3:** Is parameter sharing between the high- and low-level routers necessary?
- **RQ4:** How does the depth of applying LoRA parameters in the architecture affect performance?
- **RQ5:** Can HAPS effectively balance the trade-off between task performance and cost?
- **RQ6:** Is our framework effective in mixed scenarios involving open- and closed-source LLMs?

In the following, we answer and analyze the above questions in detail based on empirical results.

### 4.1 Experimental Setup

**Datasets.** To assess the versatility of our method across diverse reasoning modalities, we conduct experiments on two representative benchmarks: **HotpotQA** (Yang et al., 2018) and **MMLU** (Hendrycks et al., 2020). HotpotQA serves as a testbed for multi-hop reasoning, requiring models to synthesize information from multiple supporting facts to answer complex questions. In contrast, MMLU evaluates broad knowledge coverage across 57 subjects, ranging from STEM to the humanities. These two datasets allow us to evaluate HAPS from complementary perspectives: complex reasoning generation and broad knowledge selection.

Table 1: Summary of the candidate pairs for HAPS evaluation in our experiments. Our selection encompasses representative **open-source** models (e.g., Llama-3.1, Qwen2.5, Mistral) and **proprietary** LLMs, including GPT-4.1 Nano and DeepSeek V3 (Liu et al., 2024).

ID	Candidate Model 1	Candidate Model 2
<b>Open-Source Pairs</b>		
L-Q	Llama-3.1-8B-Instruct	Qwen2.5-7B-Instruct
M-Q	Mistral-7B-Instruct-v0.3	Qwen2.5-7B-Instruct
L-M	Llama-3.1-8B-Instruct	Mistral-7B-Instruct-v0.3
<b>Mixed-Source Pairs</b>		
L-G	Llama-3.1-8B-Instruct	GPT-4.1 Nano
Q-D	Qwen2.5-7B-Instruct	DeepSeek V3

**Baselines.** We compare HAPS against a comprehensive set of routing strategies: (1) **Random** samples LLMs randomly; (2) **RouteLLM** (Ong et al., 2024) is a preference-based binary router; (3) **GraphRouter** (Feng et al., 2024) uses edge prediction on heterogeneous graphs; and (4) **IRT-Router** (Song et al., 2025) measures query difficulty and model ability via Item Response Theory.

**Implementation Details.** We establish a two-agent environment (i.e.  $N=2$ ), which comprises a **Student** for solution generation and a **Teacher** for feedback (Bo et al., 2024; Chen et al., 2023b, 2024b). We evaluate our method across three open-source instantiations of  $\mathcal{M}$  denoted as **L-Q**, **M-Q**, and **L-M**, and extend to two mixed-source settings denoted as **L-G** and **Q-D** in Section 4.7; all pairs are listed in Table 1. Our high-level router  $r$  employs a Llama-3.2-1B-Instruct backbone. For each low-level router  $s_i$ , we append a parameter generation network, structured as a 2-layer MLP with 256 hidden units, to the backbone. During training, we empirically set the scaling factor  $\alpha=0.01$  and LoRA rank  $r=8$ . The generated LoRA parameters are injected into the output projection ( $o\_proj$ ) of the final Transformer layer<sup>1</sup>. Following common practice, we use token-level F1 for HotpotQA and accuracy for MMLU. More detailed experimental setup is described in Appendix C.

### 4.2 Overall Performance (RQ1)

We compare **HAPS** with four baselines in Table 2. We observe that the Random baseline performs the worst on both datasets, which is consistent with previous studies. The relative performance among RouteLLM, GraphRouter, and IRTRouter fluctuates across different candidate pairs. HAPS achieves the state-of-the-art performance in five out of six settings, demonstrating its superiority across

<sup>1</sup>We analyze application layers in §4.5 for RQ4.

Table 2: **Main Results.** Comparing HAPS against state-of-the-art routing baselines on HotpotQA and MMLU. **Darker blue** highlights the best performance, and light blue indicates the second best value. HAPS consistently achieves superior performance across all settings. All the results are percentage values with “%” omitted.

Method	HotpotQA (F1)			MMLU (Acc)		
	L-Q	M-Q	L-M	L-Q	M-Q	L-M
Random	38.94	11.44	23.26	71	65	67
RouteLLM	40.67	36.10	38.95	79	74	69
GraphRouter	41.31	23.07	26.75	71	67	67
IRTRouter	37.34	34.09	38.92	74	77	73
HAPS	43.16	39.70	40.58	79	78	74

Table 3: **Ablation Studies.** Comparison between HAPS variants and the full model. “Left” and “Right” denote using the first or second model of the candidate pair (e.g., L in L-Q) as the static assignment. The results demonstrate that both hierarchical components are indispensable. All the results are percentage values with “%” omitted.

Variant	HotpotQA (F1)			MMLU (Acc)		
	L-Q	M-Q	L-M	L-Q	M-Q	L-M
<b>High-Level Router Ablation</b>						
w/o High-Level (Random)	40.13	26.37	25.44	72	68	61
w/o High-Level (Fixed):						
Teacher=Left, Student=Left	38.48	11.55	37.84	70	62	69
Teacher=Right, Student=Right	34.23	35.51	7.10	78	76	60
Teacher=Left, Student=Right	34.06	32.25	8.89	70	78	71
Teacher=Right, Student=Left	42.45	9.54	35.04	69	61	61
<b>Low-Level Router Ablation</b>						
w/o Low-Level Router	33.93	33.67	36.32	70	70	68
HAPS	43.16	39.70	40.58	79	78	74

both reasoning- and knowledge-intensive tasks. On HotpotQA, HAPS consistently surpasses all baselines. Specifically, our method outperforms the runner-up by absolute margins of 1.85%, 3.60%, and 1.63% in F1 score on the L-Q, M-Q, and L-M pairs, respectively. On MMLU, HAPS maintains this superiority, yielding consistent accuracy gains of 1.0% on the M-Q and L-M pairs compared to the strongest baseline. Even on the highly competitive L-Q pair, where RouteLLM establishes a strong baseline of 79%, HAPS matches this peak performance. These results validate that jointly searching over LLM architectures and parameters significantly enhances task adaptation.

### 4.3 Ablation Studies (RQ2)

After evaluating our model as a whole, we now examine the necessity of its individual design components. We compare our model with three categories of variants as detailed in Table 3: (1) **w/o High-Level (Random)** uses uniform sampling; (2) **w/o High-Level (Fixed)** enforces static assignments; and (3) **w/o Low-Level** removes LoRA parameter generation. As shown in Table 3, results confirm the necessity of the high-level policy, as random selection drops F1 scores by up to 15.0% on HotpotQA. Static strategies also lack robustness, suffering performance drops exceeding 30.0% in mismatched scenarios, whereas HAPS consis-

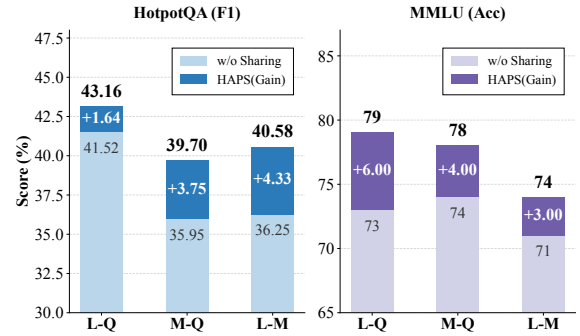


Figure 3: Analysis of the joint optimization strategy. The comparison with the decoupled variant (w/o Parameter Sharing) reveals significant performance degradation in the isolated setting, confirming that parameter sharing is essential for robust, task-aware routing.

tently generalizes well. Crucially, removing the low-level module leads to substantial performance deterioration across all benchmarks. This confirms that discrete routing alone is insufficient; input-conditioned parameter generation is essential for adapting models to specific task requirements.

### 4.4 Impact of Parameter Sharing (RQ3)

To validate the necessity of parameter sharing, we evaluate a decoupled variant **HAPS (w/o Parameter Sharing)**, where the high-level router is frozen after initialization and the low-level router trained independently with a separate backbone. As shown in Figure 3, decoupling leads to consistent degradation: HotpotQA F1 scores drop by up to 4.33%,

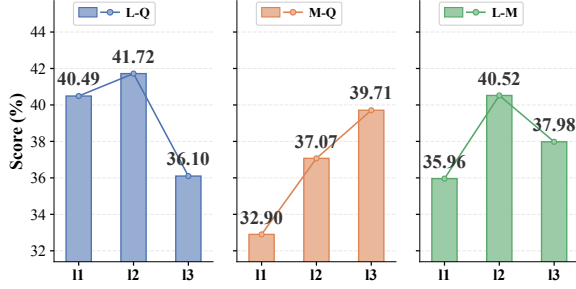


Figure 4: Impact of LoRA depth on performance. We vary the number of adapted layers on the attention output projection ( $o\_proj$ ). Overall,  $I_2$  is the most robust choice: it consistently improves over  $I_1$  while avoiding the degradation at  $I_3$  for L-Q and L-M.

and MMLU accuracy by 6.00%. This confirms a disjoint pipeline cannot match the efficacy of the framework. We attribute HAPS’s superiority to two synergies enabled by parameter sharing: (i) **Representation Alignment**, where the shared backbone encodes unified features effective for both model selection and parameter generation; and (ii) **Co-Adaptation**, where shared gradients allow the parameter generator to optimize alongside the policy. This ensures that parameter generation is dynamically synchronized with architecture selection, a feedback loop lost in the decoupled setting.

#### 4.5 Impact of LoRA Depth (RQ4)

A key component of our framework is the parameter generation network, making it important to understand precisely how generated LoRA weights should be injected into the base LLM. We define  $I_k$  as applying LoRA to the  $o\_proj$  modules of the last  $k$  Transformer layers. To isolate the impact of adaptation depth, we maintain all other hyperparameters identical. Figure 4 directly reports HotpotQA performance, with dashed lines indicating the best baseline results from Table 2. Results show deeper adaptation is not strictly superior. L-Q and L-M follow an inverted-U pattern peaking at  $I_2$  (e.g., +1.23% for L-Q); increasing to  $I_3$  degrades performance, suggesting that excessive depth may over-parameterize the adaptation and hurt generalization. Conversely, M-Q improves monotonically from 32.90% ( $I_1$ ) to 39.71% ( $I_3$ ), indicating that greater architectural heterogeneity benefit from deeper alignment. While optimal depth varies,  $I_2$  serves as a robust default, consistently outperforming  $I_1$  while matching the stability of  $I_3$ .

#### 4.6 Performance & Cost Trade-off (RQ5)

In practical LLM routing, candidate models often vary widely in capability and cost, requiring an

Table 4: **Cost Configuration.** We simulate different pricing environments based on model sizes. Prices are in USD per 1M input tokens and per 1M output tokens.

Model Composition	Input	Output
<b>Low Cost (Small + Small)</b>		
Teacher: Llama-3.1-8B-Instruct	\$0.2	\$0.2
Student: Llama-3.1-8B-Instruct		
<b>Medium Cost (Mixed)</b>		
Teacher: Llama-3.1-8B-Instruct	\$0.5	\$0.5
Student: Qwen2.5-14B-Instruct		
Teacher: Qwen2.5-14B-Instruct	\$0.5	\$0.5
Student: Llama-3.1-8B-Instruct		
<b>High Cost (Large + Large)</b>		
Teacher: Qwen2.5-14B-Instruct	\$0.8	\$0.8
Student: Qwen2.5-14B-Instruct		

explicit performance–cost trade-off. We evaluate HAPS on HotpotQA with a heterogeneous pair: Llama-3.1-8B-Instruct and Qwen2.5-14B-Instruct. Following prior work (Song et al., 2025; Feng et al., 2024), we incorporate monetary cost using a weighted reward  $R = \alpha \cdot \text{Perf} - \beta \cdot \text{Cost}_{\text{norm}}$ , where Perf is the task performance and  $\text{Cost}_{\text{norm}}$  is the min-max normalized cost under the pricing scheme in Table 4. We report three regimes: **Performance-First** ( $\alpha=0.8, \beta=0.2$ ), **Balanced** ( $\alpha=0.5, \beta=0.5$ ), and **Cost-First** ( $\alpha=0.2, \beta=0.8$ ).

As shown in Table 5, HAPS consistently attains the highest reward and lowest cost across all regimes. Even in the performance-first setting, it achieves comparable performance but at a significantly reduced cost. This dominance is striking in the Cost-First scenario: while baselines suffer a sharp performance drop (plummeting to  $\sim 35\%$  F1), HAPS maintains 41.81% F1 at a minimal cost of 0.0861. These results suggest that HAPS optimizes efficiency not only by selecting suitable architectures but also by generating parameters that may guide the models towards more concise reasoning, thereby reducing token consumption without compromising solution quality. Further implementation and reward details are provided in Appendix F.

#### 4.7 Routing Across Mixed Open- and Closed-Source LLMs (RQ6)

To validate the extensibility discussed in Remark 1 (Eq. 6), we evaluate HAPS on the *Mixed-Source Pairs* (Table 1) on HotpotQA. Here, we apply the indicator vector  $\mathbf{o}_z$  to block gradient propagation for proprietary APIs, restricting parameter search exclusively to the open-source candidates.

Results in Figure 5 demonstrate HAPS’s robust adaptability in hybrid deployments. On the L-G pair, it achieves an F1 score of 47.19%, outperform-

Table 5: **Trade-off results on HotpotQA.** The reward value is computed as  $\alpha \cdot \text{Perf} - \beta \cdot \text{Cost}_{\text{norm}}$ . Cells shaded in darker blue correspond to the best value. light blue marks the *second-best* value in each column. Higher is better for Perf/Reward, while lower is better for Cost. Perf denotes the F1 score and Cost denotes the normalized cost.

Method	$\alpha = 0.8, \beta = 0.2$			$\alpha = 0.5, \beta = 0.5$			$\alpha = 0.2, \beta = 0.8$		
	Perf $\uparrow$	Cost $\downarrow$	Reward $\uparrow$	Perf $\uparrow$	Cost $\downarrow$	Reward $\uparrow$	Perf $\uparrow$	Cost $\downarrow$	Reward $\uparrow$
<b>Static</b>									
All Weak	0.3458	0.0923	0.2582	0.3458	0.0923	0.1267	0.3458	0.0923	-0.0047
All Strong	0.3697	0.3362	0.2285	0.3697	0.3362	0.0168	0.3697	0.3362	-0.1950
<b>Baselines</b>									
Random	0.3433	0.2160	0.2314	0.3433	0.2160	0.0636	0.3433	0.2160	-0.1042
RouteLLM	0.4335	0.2111	0.3046	0.3558	0.0939	0.1310	0.3458	0.0923	-0.0047
GraphRouter	0.3458	0.0923	0.2582	0.3458	0.0923	0.1267	0.3458	0.0923	-0.0047
IRT-Router	0.4299	0.1377	0.3164	0.3604	0.0921	0.1341	0.3552	0.0881	0.0005
HAPS	0.4194	0.0886	0.3178	0.3709	0.0857	0.1426	0.4181	0.0861	0.0148

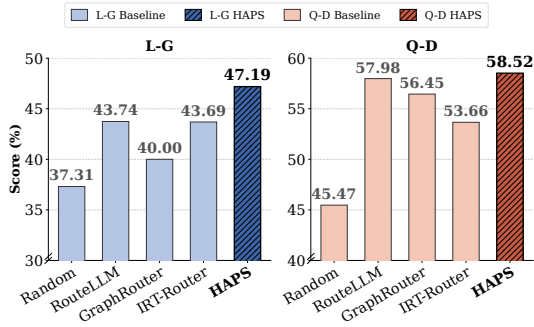


Figure 5: Performance comparison on mixed-source LLMs (HotpotQA). HAPS consistently outperforms baselines by optimizing the open-source model to synergize with fixed proprietary APIs, demonstrating robust adaptability in hybrid deployments.

ing the strongest baseline (RouteLLM) by 3.45%. Given that proprietary parameters are immutable, this gain confirms that our low-level router generates adapters for the open-source component to *complement* the fixed black-box API behavior. Similarly, on the Q-D pair, HAPS yields the highest F1 score of 58.52%. Notably, the dominance of DeepSeek-V3 leads to *sparse activation* of the local Qwen model. Despite limited optimization instances, HAPS secures consistent gains, proving its data efficiency even when the open-source model serves as a minor supplement to a powerful API.

## 5 Related Work

**LLM Routing.** LLM routing aims to optimize the performance–cost trade-off via dynamic model selection. Existing approaches are typically categorized into cascade systems, which invoke models sequentially based on heuristics (Chen et al., 2023a; Ding et al., 2024; Dekoninck et al., 2024), and predictive routers that directly map queries to optimal models using preference (Ong et al., 2024), vector (Mohammadshahi et al., 2024; Chen et al., 2024a), or graph-based signals (Feng et al., 2024; Jitkrittum et al., 2025). Despite advances in serv-

ing (Stripelis et al., 2024) and benchmarking (Hu et al., 2024; Huang et al., 2025), these methods treat LLMs as *static* black boxes, limited to discrete architecture selection. HAPS bridges this gap by extending the decision space to include jointly searchable parameter configurations.

**Dynamic Parameter Adaptation.** Parameter-Efficient Fine-Tuning (PEFT) is the de facto approach for adapting LLMs, spanning adapters, soft prompts, and LoRA (Houlsby et al., 2019; Pfeiffer et al., 2020; Li and Liang, 2021; Lester et al., 2021; Hu et al., 2022; Dettmers et al., 2023). However, conventional PEFT learns *fixed* dataset-level parameters, limiting flexibility. To enable input-conditioned adaptation, prior work uses hypernetworks (Ha et al., 2016) to generate parameters from inputs, improving transfer across tasks and domains (Mahabadi et al., 2021; Ivison et al., 2023). This extends naturally to LoRA, generating low-rank updates for cross-task generalization (Lv et al., 2024). HAPS brings this paradigm to routing, generating input-conditioned LoRA parameters to jointly optimize model selection and adaptation.

## 6 Conclusion

We presented HAPS, a hierarchical routing framework that bridges the gap between discrete model selection and continuous parameter adaptation, optimized via joint reinforcement learning. By coupling a high-level routing policy with a low-level parameter generator, HAPS goes beyond treating LLMs as static black boxes during routing. Experiments on HotpotQA and MMLU across multiple model-pair settings show consistent improvements over strong baselines. These results suggest that synergizing architecture routing with input-conditioned PEFT is a promising and practical direction for building efficient, adaptive AI systems.



## Limitations

Our study has several limitations. First, the proposed router is evaluated under a specific set of tasks, model candidates, and cost settings; its effectiveness may vary when the task distribution, candidate pool, or budget constraints change. Second, the router optimization relies on reward signals that can be noisy and expensive to obtain, which may affect training stability and increase the exploration cost in broader deployments. Third, while parameter-efficient tuning improves practicality, it may cap the achievable performance compared to full-parameter adaptation, which can be substantially more computationally demanding. Finally, if any experiments depend on non-deterministic or proprietary model APIs, exact reproducibility may be limited despite identical prompts and seeds.

## Ethical Considerations

We follow the ACL Code of Ethics. Our experiments use publicly available benchmarks (HotpotQA and MMLU) and we do not collect new data from human subjects; to the best of our knowledge, our experimental data do not include personally identifiable information beyond what may already exist in public sources. Since HAPS routes queries to different LLMs and generates text, the outputs may inherit biases, toxic associations, or factual errors from the underlying models and training data.

## References

- Jinze Bai, Shuai Bai, Yunfei Chu, Zeyu Cui, Kai Dang, Xiaodong Deng, Yang Fan, Wenbin Ge, Yu Han, Fei Huang, and 1 others. 2023. Qwen technical report. *arXiv preprint arXiv:2309.16609*.
- Xiaohe Bo, Zeyu Zhang, Quanyu Dai, Xueyang Feng, Lei Wang, Rui Li, Xu Chen, and Ji-Rong Wen. 2024. Reflective multi-agent collaboration based on large language models. *Advances in Neural Information Processing Systems*, 37:138595–138631.
- Tom Brown, Benjamin Mann, Nick Ryder, Melanie Subbiah, Jared D Kaplan, Prafulla Dhariwal, Arvind Neelakantan, Pranav Shyam, Girish Sastry, Amanda Askell, and 1 others. 2020. Language models are few-shot learners. *Advances in neural information processing systems*, 33:1877–1901.
- Lingjiao Chen, Matei Zaharia, and James Zou. 2023a. Frugalgpt: How to use large language models while reducing cost and improving performance. *arXiv preprint arXiv:2305.05176*.
- Shuhao Chen, Weisen Jiang, Baijiong Lin, James Kwok, and Yu Zhang. 2024a. Routerdc: Query-based router by dual contrastive learning for assembling large language models. *Advances in Neural Information Processing Systems*, 37:66305–66328.
- Weize Chen, Yusheng Su, Jingwei Zuo, Cheng Yang, Chenfei Yuan, Chen Qian, Chi-Min Chan, Yujia Qin, Yaxi Lu, Ruobing Xie, and 1 others. 2023b. Agentverse: Facilitating multi-agent collaboration and exploring emergent behaviors in agents. *arXiv preprint arXiv:2308.10848*, 2(4):6.
- Weize Chen, Jiarui Yuan, Chen Qian, Cheng Yang, Zhiyuan Liu, and Maosong Sun. 2024b. Optima: Optimizing effectiveness and efficiency for llm-based multi-agent system. *arXiv preprint arXiv:2410.08115*.
- Jasper Dekoninck, Maximilian Baader, and Martin Vechev. 2024. A unified approach to routing and cascading for llms. *arXiv preprint arXiv:2410.10347*.
- Tim Dettmers, Artidoro Pagnoni, Ari Holtzman, and Luke Zettlemoyer. 2023. Qlora: Efficient finetuning of quantized llms. *Advances in neural information processing systems*, 36:10088–10115.
- Dujian Ding, Ankur Mallick, Chi Wang, Robert Sim, Subhabrata Mukherjee, Victor Ruhle, Laks VS Lakshmanan, and Ahmed Hassan Awadallah. 2024. Hybrid llm: Cost-efficient and quality-aware query routing. *arXiv preprint arXiv:2404.14618*.
- Tao Feng, Yanzhen Shen, and Jiaxuan You. 2024. Graphrouter: A graph-based router for llm selections. *arXiv preprint arXiv:2410.03834*.
- David Ha, Andrew Dai, and Quoc V Le. 2016. Hypernetworks. *arXiv preprint arXiv:1609.09106*.
- Dan Hendrycks, Collin Burns, Steven Basart, Andy Zou, Mantas Mazeika, Dawn Song, and Jacob Steinhardt. 2020. Measuring massive multitask language understanding. *arXiv preprint arXiv:2009.03300*.
- Neil Houlsby, Andrei Giurgiu, Stanislaw Jastrzebski, Bruna Morrone, Quentin De Laroussilhe, Andrea Gesmundo, Mona Attariyan, and Sylvain Gelly. 2019. Parameter-efficient transfer learning for nlp. In *International conference on machine learning*, pages 2790–2799. PMLR.
- Edward J Hu, Yelong Shen, Phillip Wallis, Zeyuan Allen-Zhu, Yanzhi Li, Shean Wang, Lu Wang, Weizhu Chen, and 1 others. 2022. Lora: Low-rank adaptation of large language models. *ICLR*, 1(2):3.
- Qitian Jason Hu, Jacob Bieker, Xiuyu Li, Nan Jiang, Benjamin Keigwin, Gaurav Ranganath, Kurt Keutzer, and Shriyash Kaustubh Upadhyay. 2024. Routerbench: A benchmark for multi-llm routing system. *arXiv preprint arXiv:2403.12031*.

- Zhongzhan Huang, Guoming Ling, Yupei Lin, Yandong Chen, Shanshan Zhong, Hefeng Wu, and Liang Lin. 2025. Routereval: A comprehensive benchmark for routing llms to explore model-level scaling up in llms. *arXiv preprint arXiv:2503.10657*.
- Hamish Ivison, Akshita Bhagia, Yizhong Wang, Hananeh Hajishirzi, and Matthew E Peters. 2023. Hint: hypernetwork instruction tuning for efficient zero- and few-shot generalisation. In *Proceedings of the 61st annual meeting of the Association for Computational Linguistics (volume 1: long papers)*, pages 11272–11288.
- Albert Q. Jiang, Alexandre Sablayrolles, Arthur Mensch, Chris Bamford, Devendra Singh Chaplot, Diego de las Casas, Florian Bressand, Gianna Lengyel, Guillaume Lample, Lucile Saulnier, L  lio Renard Lavaud, Marie-Anne Lachaux, Pierre Stock, Teven Le Scao, Thibaut Lavril, Thomas Wang, Timoth  e Lacroix, and William El Sayed. 2023. *Mistral 7b*. *Preprint*, arXiv:2310.06825.
- Wittawat Jitkrittum, Harikrishna Narasimhan, Ankit Singh Rawat, Jeevesh Juneja, Congchao Wang, Zifeng Wang, Alec Go, Chen-Yu Lee, Pradeep Shenoy, Rina Panigrahy, and 1 others. 2025. Universal model routing for efficient llm inference. *arXiv preprint arXiv:2502.08773*.
- Brian Lester, Rami Al-Rfou, and Noah Constant. 2021. The power of scale for parameter-efficient prompt tuning. *arXiv preprint arXiv:2104.08691*.
- Xiang Lisa Li and Percy Liang. 2021. Prefix-tuning: Optimizing continuous prompts for generation. *arXiv preprint arXiv:2101.00190*.
- Aixin Liu, Bei Feng, Bing Xue, Bingxuan Wang, Bochao Wu, Chengda Lu, Chenggang Zhao, Chengqi Deng, Chenyu Zhang, Chong Ruan, and 1 others. 2024. Deepseek-v3 technical report. *arXiv preprint arXiv:2412.19437*.
- Chuancheng Lv, Lei Li, Shitou Zhang, Gang Chen, Fanchao Qi, Ningyu Zhang, and Hai-Tao Zheng. 2024. Hyperlora: Efficient cross-task generalization via constrained low-rank adapters generation. In *Findings of the Association for Computational Linguistics: EMNLP 2024*, pages 16376–16393.
- Rabeeh Karimi Mahabadi, Sebastian Ruder, Mostafa Dehghani, and James Henderson. 2021. Parameter-efficient multi-task fine-tuning for transformers via shared hypernetworks. *arXiv preprint arXiv:2106.04489*.
- Alireza Mohammadshahi, Arshad Rafiq Shaikh, and Majid Yazdani. 2024. Routoo: Learning to route to large language models effectively. *arXiv preprint arXiv:2401.13979*.
- Mohammad Norouzi, Samy Bengio, Navdeep Jaitly, Mike Schuster, Yonghui Wu, Dale Schuurmans, and 1 others. 2016. Reward augmented maximum likelihood for neural structured prediction. *Advances In Neural Information Processing Systems*, 29.
- Isaac Ong, Amjad Almahairi, Vincent Wu, Wei-Lin Chiang, Tianhao Wu, Joseph E Gonzalez, M Waleed Kadous, and Ion Stoica. 2024. Routellm: Learning to route llms from preference data. In *The Thirteenth International Conference on Learning Representations*.
- Jonas Pfeiffer, Andreas R  ckl  , Clifton Poth, Aishwarya Kamath, Ivan Vuli  , Sebastian Ruder, Kyunghyun Cho, and Iryna Gurevych. 2020. Adapterhub: A framework for adapting transformers. *arXiv preprint arXiv:2007.07779*.
- Colin Raffel, Noam Shazeer, Adam Roberts, Katherine Lee, Sharan Narang, Michael Matena, Yanqi Zhou, Wei Li, and Peter J Liu. 2020. Exploring the limits of transfer learning with a unified text-to-text transformer. *Journal of machine learning research*, 21(140):1–67.
- Wei Song, Zhenya Huang, Cheng Cheng, Weibo Gao, Bihan Xu, GuanHao Zhao, Fei Wang, and Runze Wu. 2025. Irt-router: Effective and interpretable multi-llm routing via item response theory. *arXiv preprint arXiv:2506.01048*.
- Dimitris Stripelis, Zijian Hu, Jipeng Zhang, Zhaozhao Xu, Alay Dilipbhai Shah, Han Jin, Yuhang Yao, Salman Avestimehr, and Chaoyang He. 2024. Tensoropera router: A multi-model router for efficient llm inference. *arXiv preprint arXiv:2408.12320*.
- Hugo Touvron, Thibaut Lavril, Gautier Izacard, Xavier Martinet, Marie-Anne Lachaux, Timoth  e Lacroix, Baptiste Rozi  re, Naman Goyal, Eric Hambro, Faisal Azhar, and 1 others. 2023a. Llama: Open and efficient foundation language models. *arXiv preprint arXiv:2302.13971*.
- Hugo Touvron, Louis Martin, Kevin Stone, Peter Albert, Amjad Almahairi, Yasmine Babaei, Nikolay Bashlykov, Soumya Batra, Prajjwal Bhargava, Shruti Bhosale, and 1 others. 2023b. Llama 2: Open foundation and fine-tuned chat models. *arXiv preprint arXiv:2307.09288*.
- Zhilin Yang, Peng Qi, Saizheng Zhang, Yoshua Bengio, William W Cohen, Ruslan Salakhutdinov, and Christopher D Manning. 2018. Hotpotqa: A dataset for diverse, explainable multi-hop question answering. *arXiv preprint arXiv:1809.09600*.
- Shunyu Yao, Jeffrey Zhao, Dian Yu, Nan Du, Izhak Shafran, Karthik R Narasimhan, and Yuan Cao. 2022. React: Synergizing reasoning and acting in language models. In *The eleventh international conference on learning representations*.

## A Architectural Details of HAPS

In this section, we provide a detailed specification of the high-level and low-level routing components within our hierarchical framework.

### A.1 High-Level Router

In the high-level router, to minimize additional inference overhead, we employ a relatively smaller lightweight instruction-tuned LLM as the high-level router  $r$  (Llama-3.2-1B-Instruct), which processes a natural language prompt and generates a natural language assignment string.

Given a specific prompt, the router is prompted to produce an output in JSON format. This output is then deterministically parsed into the assignment vector  $\mathbf{z} = \{z_i\}_{i=0}^{N-1}$ , which dictates the model selection for each agent in the system.

### A.2 Low-Level Router

The role of the low-level router is to generate optimal LoRA parameters for the base models selected by the high-level router. We formulate this as a hypernetwork-based parameter generation task. Since candidate models in the pool possess distinct architectures (e.g., varying hidden state sizes), we instantiate a dedicated low-level routing head  $s_k$  for each candidate base model  $m_k$ .

Structurally, each low-level router  $s_k$  shares its backbone parameters with the high-level router  $r$  to facilitate representation alignment for LoRA generation. Specifically,  $s_k$  is implemented as a 2-layer MLP that processes the pooled backbone representations. This is subsequently followed by two parallel linear heads, which are responsible for independently projecting the latent vector into the LoRA rank-decomposition matrices  $A$  and  $B$ .

Formally, for a selected base model  $m_{z_i}$  with a hidden dimension of  $d_{z_i}$ , these heads generate  $A \in \mathbb{R}^{d_{z_i} \times r}$  and  $B \in \mathbb{R}^{r \times d_{z_i}}$ , where the rank  $r$  is a hyperparameter set to 8 based on empirical findings. These generated parameters are injected into the output projection layer (o\_proj) of the final Transformer block in  $m_{z_i}$ , formalized as:

$$W_{z_i}^o \leftarrow W_{z_i}^o + \alpha AB, \quad (7)$$

where  $W_{z_i}^o$  denotes the frozen weights of the final o\_proj layer, and  $\alpha$  is the scaling factor.

## B Detailed Multi-Agent System Configuration

Across both benchmarks, we are inspired by the ReAct paradigm (Yao et al., 2022), and employ a consistent two-agent (Teacher–Student) framework, with minor task-specific adaptations. The implementation details are described below.

**HotpotQA Protocol** For the HotpotQA dataset, which necessitates multi-hop reasoning, the system is equipped with an external retrieval interface. The interaction protocol is formalized as follows:

The Student agent operates with an action space consisting of two discrete primitives:

- **Search[Entity]**: Queries the retrieval model (a SimCSE-style dense retriever) to fetch passages most relevant to the specified Entity.
- **Finish[Answer]**: Terminates the episode and submits the final Answer for evaluation.

Conversely, the Teacher provides feedback by selecting Continue (validating the utility of the previous retrieval) or Rethink (prompting a revised search strategy with accompanying justification).

Crucially, both agents generate a reasoning trace prior to outputting their final action. In each interaction round, both agents summarize the newly acquired information and append it to their respective memory buffers. Each episode is constrained by a search budget of  $B$  turns (set to 3 in our experiments) before a mandatory answer submission.

To compute the reward, we normalize both the predicted answer  $\hat{a}$  and the ground-truth  $g$  following standard evaluation protocols: (i) lower-casing; (ii) punctuation removal; (iii) article stripping (i.e., removing “a”, “an”, “the”); and (iv) whitespace normalization. Subsequently, we calculate the token-level F1 score between the normalized strings to serve as the reward signal  $r \in [0, 1]$ . The complete interaction pipeline is detailed in Algorithm 1.

**MMLU Protocol** In contrast to HotpotQA, the Student agent for MMLU does *not* invoke any external retrieval tools. Each episode proceeds for at most  $K$  interaction rounds (default  $K = 3$ ). At every round, the Student observes the Teacher’s feedback from the previous round and generates a revised solution with answer. The Teacher reviews the solution, produces feedback and chooses between two discrete actions: Continue (requesting another revision) or Submit (terminating the episode and submitting the current solution as the final answer). If Submit is issued or  $K$  rounds

---

**Algorithm 1: HotpotQA Pipeline**

---

**Input:** Question  $q$ , Budget  $B$ , Knowledge  $\mathcal{I}$ **Output:** Final Answer  $a$ 

```

1  $H_S, H_T \leftarrow \emptyset, \emptyset$ 
2 for  $t \leftarrow 1$  to  $B + 1$  do
3   // Student Phase: Reasoning
4    $s_{\text{obs}} \leftarrow \text{Observe}(t, H_S, H_T)$ 
5    $s_{\text{thought}} \leftarrow \text{Think}(q, s_{\text{obs}})$ 
6    $s_{\text{act}} \leftarrow \text{Action}(q, s_{\text{obs}}, s_{\text{thought}})$ 
7   // Execution & Termination
8   if  $s_{\text{act}} \in \text{Search}$  then
9      $s_{\text{res}} \leftarrow \text{Retrieve}(s_{\text{act}}, \mathcal{I})$ 
10     $H_S \leftarrow H_S \oplus [(s_{\text{act}}, s_{\text{res}})]$ 
11  end
12  else if  $s_{\text{act}} = \text{Finish}[a]$  then
13    return  $a$ 
14  end
15  // Teacher Phase: Feedback
16   $t_{\text{obs}} \leftarrow \text{Observe}(t, H_S, H_T)$ 
17   $t_{\text{thought}} \leftarrow \text{Think}(q, t_{\text{obs}})$ 
18   $t_{\text{act}} \leftarrow \text{Action}(q, t_{\text{thought}})$ 
19   $H_T \leftarrow H_T \oplus \{(t_{\text{act}}, t_{\text{thought}})\}$ 
20 end
21 return Null

```

---

are reached, episode ends and the last solution and answer produced by Student agent is evaluated.

The predicted answer corresponds to a single multiple-choice option selected from the candidate set  $\{A, B, C, D\}$ . This prediction is deemed correct if and only if it strictly matches the provided ground-truth label. Consequently, the feedback reward  $r$  is formulated as a binary value,  $r \in \{0, 1\}$ .

The pipeline is described in Algorithm 2.

## C Data Collection & Implementation

**Benchmarks and Splits.** We evaluate HAPS on two representative benchmarks: **HotpotQA** (multi-hop QA) and **MMLU** (broad knowledge across subjects). To isolate routing gains from scaling effects, we downsample both benchmarks to the same sizes: 3,000 instances for training ( $\mathcal{D}_{\text{train}}$ ), 1,000 for validation ( $\mathcal{D}_{\text{valid}}$ ), and 100 for testing ( $\mathcal{D}_{\text{test}}$ ). For HotpotQA, we sample questions from the hotpot\_dev\_distractor\_v1.json split. For MMLU, we perform stratified sampling over all subjects to maintain broad coverage.

**Action-Level Dataset Construction.** With two agent roles (Teacher/Student) and two candidate

---

**Algorithm 2: MMLU Pipeline**

---

**Input:** Problem  $p$ , Agents  $S, T$ , Limit  $K$ **Output:** Final Answer  $a$ 

```

1  $S_m, T_m \leftarrow [], []$ 
2 for  $t \leftarrow 1$  to  $K$  do
3   // Student Phase: Reasoning
4    $s_{\text{obs}} \leftarrow S.\text{Observe}(t, S_m, T_m)$ 
5    $s_{\text{ans}} \leftarrow S.\text{Answer}(p, s_{\text{obs}})$ 
6    $S_m.\text{append}(s_{\text{ans}})$ 
7   // Teacher Phase: Feedback
8    $t_{\text{obs}} \leftarrow T.\text{Observe}(t, S_m)$ 
9    $t_{\text{feed}}, \epsilon \leftarrow T.\text{Feedback}(p, t_{\text{obs}})$ 
10  if  $\epsilon = \text{True}$  then
11    return  $s_{\text{ans}}$ 
12  end
13   $T_m.\text{append}(t_{\text{feed}})$ 
14 end
15 return Last item of  $S_m$ 

```

---

LLMs, a routing decision for each instance can be represented as an assignment vector  $\mathbf{z} = (z_T, z_S)$ , where each entry specifies the selected model for one agent. We define the routing action space as the set of all feasible assignment vectors, denoted by  $\mathcal{A}_{\text{act}}$ ; in our setting,  $|\mathcal{A}_{\text{act}}| = 4$ .

To obtain full-information supervision signals, we exhaustively execute every routing decision  $\mathbf{z} \in \mathcal{A}_{\text{act}}$  for each problem  $p$  in the train/validation splits, and record the interaction reward  $r(p, \mathbf{z})$  (see Appendix B for reward details). This yields an expanded *action-level* dataset:

$$\tilde{\mathcal{D}}_{\text{split}} = \{(p, \mathbf{z}, r) \mid p \in \mathcal{D}_{\text{split}}, \mathbf{z} \in \mathcal{A}_{\text{act}}\}, \quad (8)$$

where  $\text{split} \in \{\text{train}, \text{valid}\}$ . Thus, each expanded dataset is  $|\mathcal{A}_{\text{act}}|$  times larger than its problem-level counterpart, covering all routing decisions.

Although we describe this procedure as sampling for generality in the main text, our setting has a relatively small action space ( $|\mathcal{A}_{\text{act}}| = 4$ ), so we implement it via exhaustive enumeration.

**SFT Initialization Dataset.** We first construct a warm-up dataset  $\mathcal{D}_{\text{warm}}$  to supervise the high-level router by selecting, for each training problem, the highest-reward routing decision under exhaustive evaluation:  $\mathcal{D}_{\text{warm}} = \{(p, \mathbf{z}^*) \mid p \in \mathcal{D}_{\text{train}}, \mathbf{z}^* \in \arg \max_{\mathbf{z} \in \mathcal{A}_{\text{act}}} r(p, \mathbf{z})\}$ , where ties in  $\arg \max(\cdot)$  are broken uniformly at random. In practice, one may alternatively store the full action-level tuples  $(p, \mathbf{z}, r)$  or subsample routing decisions per problem for efficiency; label imbalance can be handled



via reweighting, oversampling, or undersampling depending on the training budget.

**Joint RL Dataset.** To simulate a data-efficient online adaptation setting for Phase 2, we randomly select 300 problems from  $\mathcal{D}_{\text{train}}$  and 100 from  $\mathcal{D}_{\text{valid}}$  for each benchmark, forming  $\mathcal{D}_{\text{train}}^{\text{RL}}$  and  $\mathcal{D}_{\text{valid}}^{\text{RL}}$ , respectively. During Phase 2,  $\mathcal{D}_{\text{train}}^{\text{RL}}$  is used to jointly optimize the high-level router  $R_\theta$  and low-level generators  $G_\phi$ . The held-out  $\mathcal{D}_{\text{test}}$  (100 instances) is strictly reserved for final evaluation of the complete routing framework.

**Baseline Adaptations.** To align all the baselines with our main experimental protocol, which evaluates routing decisions solely by performance, we keep their original architectures and training procedures unchanged, and introduce only the minimal modifications required by our two-agent routing setup. We further consider a performance–cost trade-off setting in Section 4.6. **RouteLLM.** RouteLLM routes via a win-probability threshold; we ignore cost and fix  $\tau=0.5$  (other hyperparameters unchanged), selecting the strong model only when its predicted win probability is at least 0.5. **GraphRouter.** GraphRouter builds a heterogeneous task–query–LLM graph with textual model descriptors; we instantiate descriptors for our two candidates and use the “Performance First” setting to obtain routing utilities. **IRT-Router.** We adopt the *MIRT* variant and set  $\beta=0$  (thus  $\alpha=1$ ) to remove cost from its objective; we enable cold-start warm-up and use  $\lambda=0.3$  per its sensitivity analysis.

## D Training & Evaluation Details

Algorithm 3 summarizes our two-phase protocol: (i) supervised warm-up (SFT) for the high-level router on  $\mathcal{D}_{\text{warm}}$ , and (ii) joint on-policy optimization on  $\mathcal{D}_{\text{train}}^{\text{RL}}$  with periodic validation (and final test reporting). In Phase 2, for each problem prompt  $p$ , the high-level router selects a joint assignment  $\mathbf{z} = (z_T, z_S)$  for the Teacher and Student, and the corresponding low-level generators produce query-conditioned LoRA parameters for the selected base models. We then run the multi-agent interaction with LoRA-injected models and record the log-probability of each generated token from *both* agents. Let  $\mathcal{T}$  denote the index set of all decoding steps in the episode; at each step  $t \in \mathcal{T}$ , the active agent emits a token  $a_t$  conditioned on context  $c_t$  (including  $p$  and the interaction history up to step  $t$ ), with probability  $p_t = \pi_{\theta, \Gamma}(a_t | c_t)$

under the current routed policy. These token log-probabilities  $\{\log p_t\}_{t \in \mathcal{T}}$  are then used to optimize the REINFORCE-style objective in Eq. (9).

$$\mathcal{L}_{\text{rl}} = -\hat{r} \sum_{t \in \mathcal{T}} \log \pi_{\theta, \Gamma}(a_t | c_t). \quad (9)$$

Here,  $\mathcal{T}$  denotes the index set of all decoding steps produced by *both* agents in an episode, and  $t$  indexes a particular decoding step.  $a_t$  is the token emitted at step  $t$ , and  $c_t$  is the conditioning context at step  $t$ , consisting of the original problem/prompt together with the interaction history and any retrieved evidence available up to that step (including role indicators).  $\pi_{\theta, \Gamma}(a_t | c_t)$  is the probability assigned to token  $a_t$  by the routed policy parameterized by the high-level router parameters  $\theta$  and the low-level LoRA generators  $\Gamma$  (i.e., the active agent’s LLM after injecting the generated LoRA parameters).  $\hat{r}$  is the scalar episode-level reward derived from the task metric  $s$ ; we apply a shaping rule  $\hat{r} = -1$  if  $s = 0$ , and otherwise  $\hat{r} = s$ .

## E Efficient Inference Implementation

This appendix describes how HAPS supports *per-input* LoRA parameters while preserving GPU parallelism. The key challenge is that naively applying different adapters to different samples can introduce per-sample loops (thus  $O(b)$  serial latency). We avoid this by (i) separating the shared base computation from the adapter computation, and (ii) vectorizing the adapter term with batched GEMM/BMM kernels. This design aligns with recent multi-adapter serving systems that explicitly batch LoRA computations across heterogeneous requests using specialized kernels.

### E.1 Vectorized Dynamic LoRA Injection

Consider a linear layer with frozen base weight  $W_0 \in \mathbb{R}^{d_{\text{out}} \times d_{\text{in}}}$ . Under our notation, LoRA adds a low-rank update  $\Delta W = AB$ , where  $A \in \mathbb{R}^{d_{\text{out}} \times r}$  and  $B \in \mathbb{R}^{r \times d_{\text{in}}}$  with  $r \ll \min(d_{\text{in}}, d_{\text{out}})$ . Let the batched hidden states be  $H^{\text{in}} \in \mathbb{R}^{b \times L \times d_{\text{in}}}$ . The layer output becomes

$$\begin{aligned} H^{\text{out}} &= H^{\text{in}} W_0^\top + \alpha H^{\text{in}} (AB)^\top \\ &= H^{\text{in}} W_0^\top + \alpha (H^{\text{in}} B^\top) A^\top. \end{aligned} \quad (10)$$

where  $\alpha$  is the LoRA scaling.

In HAPS, each sample  $i$  has its own  $(A_i, B_i)$  produced on-the-fly by the low-level generator. Instead of looping over samples, we stack per-sample adapters into batch tensors  $\mathcal{A} \in \mathbb{R}^{b \times d_{\text{out}} \times r}$  and  $\mathcal{B} \in$

$\mathbb{R}^{b \times r \times d_{\text{in}}}$  (so  $\mathcal{A}^\top \in \mathbb{R}^{b \times r \times d_{\text{out}}}$  and  $\mathcal{B}^\top \in \mathbb{R}^{b \times d_{\text{in}} \times r}$  are view transposes). We then compute the adapter term via two batched matrix multiplications:

$$H_{\text{loa}} = \alpha \cdot \text{BMM}(\text{BMM}(H^{\text{in}}, \mathcal{B}^\top), \mathcal{A}^\top), \quad (11)$$

which yields  $H_{\text{loa}} \in \mathbb{R}^{b \times L \times d_{\text{out}}}$  in parallel across the batch. Intuitively, each sample first projects  $h_i$  to a rank- $r$  subspace using  $B_i$  and then maps it back using  $A_i$ , while the base term  $H^{\text{in}}W_0^\top$  remains a standard highly-optimized GEMM shared by all samples. Because the frozen weights are never swapped in memory, this avoids per-request weight materialization and retains the throughput benefits of batched execution even under per-input adapters.

## E.2 Request Bucketing for Low Latency

To further improve runtime efficiency, we bucket incoming queries by the routed base model. The high-level router first predicts the base model identity for each request; requests assigned to the same base model are then grouped and executed as a sub-batch. Within each bucket, the low-level generator produces all per-request adapter parameters in one forward pass, and subsequent decoding runs on a single loaded base model with vectorized dynamic injection. This reduces repeated model loading and ensures end-to-end latency is dominated by the base-model forward pass, while the per-request adapter computation remains fully batched.

## F Trade-off Analysis

### F.1 Experimental Setup and Cost Simulation

Following the protocols established in prior studies (Song et al., 2025; Feng et al., 2024), we quantify the trade-off between effectiveness and efficiency under explicit performance–cost reward configurations. For each episode, we define the raw inference cost of a query as:

$$C_{\text{raw}} = L_{\text{in}} \cdot P_{\text{in}} + L_{\text{out}} \cdot P_{\text{out}}, \quad (12)$$

where  $L_{\text{in}}$  and  $L_{\text{out}}$  are the input and output token counts, and  $P_{\text{in}}$  and  $P_{\text{out}}$  are the corresponding unit prices (per 1M tokens) listed in Table 4.

To make cost commensurate with the performance metric (e.g.,  $\text{Perf} \in [0, 1]$  for F1), we apply min-max normalization using training-set statistics:

$$\text{Cost}_{\text{norm}} = \frac{C_{\text{raw}} - C_{\text{min}}}{C_{\text{max}} - C_{\text{min}}} \in [0, 1], \quad (13)$$

where  $C_{\text{min}}$  and  $C_{\text{max}}$  are computed on the training split and then fixed for validation/test evaluation.

We simulate a realistic pricing environment reflecting the disparity between model sizes.

**Reward Definition.** We evaluate performance–cost trade-offs via a scalar reward:

$$\text{Reward} = \alpha \cdot \text{Perf} - \beta \cdot \text{Cost}_{\text{norm}}, \quad (14)$$

where  $(\alpha, \beta)$  specifies the deployment preference. Throughout, Perf denotes the task metric (F1 for HotpotQA in our above experiments).

A key assumption in our efficiency analysis (consistent with Appendix E) is that vectorized dynamic LoRA injection introduces negligible overhead compared to the base-model forward pass when executed with batched kernels. Under this assumption, token consumption dominates the overall efficiency, allowing us to focus on the economic implications of token usage and model selection.

### F.2 Performance Analysis across Scenarios

We evaluate HAPS under three configurations  $(\alpha, \beta)$  that reflect different deployment priorities.

**Performance-First** ( $\alpha=0.8, \beta=0.2$ ). In this regime, the system prioritizes accuracy. As shown in Table 5, RouteLLM attains 43.35% F1 but incurs substantial cost (0.2111) due to frequent selection of the expensive model. In contrast, HAPS achieves a comparable F1 (41.94%) while reducing the cost to 0.0886—a **58% reduction** relative to RouteLLM. This suggests HAPS selectively leverages the cheaper model when it suffices, aided by input-conditioned parameter generation.

**Cost-First** ( $\alpha=0.2, \beta=0.8$ ). Under strict cost constraints, many baselines regress toward the static “All Weak” strategy, yielding a sharp performance drop (to  $\sim 35\%$  F1). Notably, HAPS achieves an even lower standardized cost (**0.0861**) than “All Weak” (0.0923) under the same decoding setting, while maintaining 41.81% F1. This indicates that HAPS not only prefers cheaper models but can also reduce token usage (e.g., via more concise trajectories), thereby improving efficiency without sacrificing overall solution quality.

**Balanced** ( $\alpha=0.5, \beta=0.5$ ). In the balanced regime, HAPS achieves the highest aggregate reward (0.1426), outperforming the runner-up IRT-Router (0.1341). These results suggest that our joint optimization strategy can better navigate the Pareto frontier by coupling discrete model selection with continuous parameter adaptation.

---

**Algorithm 3: HAPS Training: SFT Warm-Up & Joint RL**

---

**Input:** Warm-Up Data  $\mathcal{D}_{\text{warm}}$ ; RL Data  $\mathcal{D}_{\text{train}}^{\text{RL}}, \mathcal{D}_{\text{valid}}^{\text{RL}}$ ; Test Data  $\mathcal{D}_{\text{test}}$   
**Input:** Model Pool  $\mathcal{M}$ ; Router  $R_{\theta}$ ; Generators  $\{G_{\phi_m}\}_{m \in \mathcal{M}}$   
**Input:** LR  $\eta_{\text{sft}}, \eta_{\theta}, \eta_{\phi}$ ; Scale  $\alpha$ ; Epochs  $E_{\text{sft}}, E_{\text{rl}}$   
**Output:** Optimized Parameters  $\theta^*, \Phi^*$

```
1 Initialize parameters  $\theta, \Phi = \{\phi_m\}_{m \in \mathcal{M}}$ 
2  $\text{score}_{\text{best}} \leftarrow -\infty$ 
3 // Phase 1: Supervised Warm-Up (SFT)
4 for epoch  $\leftarrow 1$  to  $E_{\text{sft}}$  do
5   foreach  $(\mathbf{p}, a^*) \in \text{Shuffle}(\mathcal{D}_{\text{warm}})$  do
6      $\mathbf{z}_{\text{pred}} \leftarrow R_{\theta}(\mathbf{p})$ 
7      $\mathcal{L}_{\text{sft}} \leftarrow \text{CrossEntropy}(\mathbf{z}_{\text{pred}}, a^*)$ 
8     Update router via gradient descent:
9      $\theta \leftarrow \theta - \eta_{\text{sft}} \nabla_{\theta} \mathcal{L}_{\text{sft}}$ 
10  end
11 end
12 // Phase 2: Joint RL Optimization
13 for epoch  $\leftarrow 1$  to  $E_{\text{rl}}$  do
14   foreach  $\mathbf{p} \in \text{Shuffle}(\mathcal{D}_{\text{train}}^{\text{RL}})$  do
15     // 1. Hierarchical Routing
16      $(m_T, m_S) \leftarrow R_{\theta}(\mathbf{p})$ 
17     // 2. Adaptive Parameter Generation
18      $\omega_T \leftarrow G_{\phi_{m_T}}(\mathbf{p}), \omega_S \leftarrow G_{\phi_{m_S}}(\mathbf{p})$ 
19     // 3. Vectorized Injection & Interaction
20      $\hat{\mathbf{y}}, \log \pi_T, \log \pi_S \leftarrow \text{RunMAS}(\mathbf{p} \mid m_T^{\omega_T}, m_S^{\omega_S})$ 
21     // 4. Optimization Step
22     Get ground truth  $\mathbf{y}^*$  for  $\mathbf{p}$ 
23      $s \leftarrow \text{TaskMetric}(\hat{\mathbf{y}}, \mathbf{y}^*)$ 
24     if  $s == 0$  then  $\hat{r} \leftarrow -1$ 
25     else  $\hat{r} \leftarrow s$ 
26      $\mathcal{L}_{\text{rl}} \leftarrow -\hat{r} \cdot (\sum \log \pi_T + \sum \log \pi_S)$ 
27     Update parameters via gradient descent:
28      $\theta \leftarrow \theta - \eta_{\theta} \nabla_{\theta} \mathcal{L}_{\text{rl}}$ 
29     foreach  $m \in \{m_T, m_S\}$  do
30        $\phi_m \leftarrow \phi_m - \eta_{\phi} \nabla_{\phi_m} \mathcal{L}_{\text{rl}}$ 
31     end
32   // 5. Interval Evaluation
33   if  $\text{step} \% K == 0$  then
34      $\text{score}_{\text{val}} \leftarrow \text{EvaluateBucketed}(\mathcal{D}_{\text{valid}}^{\text{RL}}, \theta, \Phi, \alpha)$ 
35     if  $\text{score}_{\text{val}} > \text{score}_{\text{best}}$  then
36        $\text{score}_{\text{best}} \leftarrow \text{score}_{\text{val}}$ 
37       Save checkpoint  $\theta^*, \Phi^*$ 
38        $\text{score}_{\text{test}} \leftarrow \text{EvaluateBucketed}(\mathcal{D}_{\text{test}}, \theta^*, \Phi^*, \alpha)$ 
39     end
40   end
41   step  $\leftarrow \text{step} + 1$ 
42 end
```

---

## HotpotQA Teacher Thought & Action Prompt

You are the Teacher agent. Your task is to guide the Student agent to answer the question. You should analyze whether the student's step is logically helpful, provide an analysis, and give your final action. You can also give advice on the student's future step.

Context refers to the summary of previous interactions.

Question is the question you need to guide the Student to answer.

Observation is the last round of what you guided and what the Student did after you guided.

Thought should reason about the current situation and determine what action to take.

Action can be of two types:

- (1) [Continue], which means the student made a good decision and should continue the process.
- (2) [Rethink], which means the student's previous step is wrong and should consider another step.

Please note:

You can analyze the correctness of the Student agent's action, summarize the useful information the Student found, or provide suggestions for subsequent steps.

Your action step has only two types: [Continue] or [Rethink]. You can only take one of the above actions. Please be an encouraging teacher most of the time; that is, unless the student is completely wrong, use the [Continue] action more often.

[INPUT]

Context: {context}

Question: {question}

Observation: {observation}

[OUTPUT REQUIREMENTS]

Your output must strictly follow the format:

Thought: <Your thinking process on your action.>

Action: <Your action on the current situation. [Continue] or [Rethink]>

You must output exactly in the format, beginning with "Thought:" when you output your thought, and beginning with "Action:" when you output your action.

Notice that the action **\*\*MUST\*\*** be wrapped by brackets "[ ]".

Keep your entire output within 256 tokens.

Figure 6: The Thought and Action prompt of the Teacher agent on HotpotQA.



### HotpotQA Teacher Context Prompt

You are the Teacher agent, and your task is to guide the Student agent to answer the question. Now you are provided with a previous summary, as well as new messages that were not included in the original summary. You need to make a new summary.

Your summary should encapsulate the main points of the new messages and integrate them into the existing summary to create a comprehensive recap. Highlight the key issues discussed, decisions made, and any actions assigned. Record the helpful factual information given by the search engine.

#### [INPUT]

Question: {question}

Previous Summary: {context}

New Observation: {observation}

New Thought: {thought}

New Action: {action}

#### [OUTPUT REQUIREMENTS]

Your output must strictly follow the format:

Summary: <Your new summary based on the information.>

You must output exactly in the format, beginning with "Summary:" when you output your new summary.

Keep your entire summary within 256 tokens.

Figure 7: The Context prompt of the Teacher agent on HotpotQA.

## HotpotQA Student Thought & Action Prompt

You are the Student agent. Your task is to answer the question under the guidance of the Teacher agent and the given information. First, you should make a reasonable plan and choose the appropriate action.

Context refers to the summary of previous interactions.

Question is the question you need to find the answer to.

Observation is the last action you took and the guidance of the Teacher agent. Budget refers whether you can search or must submit the answer.

Thought should reason about the current situation and determine what action to take.

Action can be of two types:

- (1) Search[entity], which invokes a local searcher to provide relevant information about the entity.
- (2) Finish[answer], which returns the final answer and completes the task.

Please note:

If you need more information to answer the question, output "Search[entity]".

If you find enough information to answer the question, output "Finish[answer]".

When submitting your answer, please try to submit the full answer if you think it is ambiguous, e.g. "movie director" is better than "director"!

The answer to the question should be as accurate and concise as possible, i.e. try not to answer the question with long sentences. Please answer the yes-no question with either "yes" or "no".

Be aware of your search time limit. If you are told in the "Budget" that you must answer the question, return the action "Finish[answer]".

[INPUT]

Context: {context}

Question: {question}

Observation: {observation}

Budget: {budget}

[OUTPUT REQUIREMENTS]

Your output must strictly follow the format:

Thought: <Your thinking process on your action.>

Action: <Your action on the current situation.>

You must output exactly in the format, beginning with "Thought:" when you output your thought, and beginning with "Action:" when you output your action.

Keep your entire output within 256 tokens.

Figure 8: The Thought & Action prompt of the Student agent on HotpotQA.

### HotpotQA Student Context Prompt

You are the Student agent. Your task is to answer the question under the guidance of the Teacher agent.

Now you are provided with a previous summary, as well as new messages that were not included in the original summary. You need to make a new summary.

Your summary should encapsulate the main points of the new messages and integrate them into the existing summary to create a comprehensive recap. Highlight the key issues discussed, decisions made, and any actions assigned. Record the helpful factual information given by the search engine.

[INPUT]

Question: {question}

Previous Summary: {context}

New Observation: {observation}

New Thought: {thought}

New Action: {action}

[OUTPUT REQUIREMENTS]

Your output must strictly follow the format:

Summary: <Your new summary based on the information.>

You must output exactly in the format, beginning with "Summary:" when you output your new summary.

Keep your entire summary within 256 tokens.

Figure 9: The Context prompt of the Student agent on HotpotQA.

### MMLU Teacher Prompt

You are the Teacher agent. Your goal is to review the Student agent's current solution to a multiple-choice question and provide targeted feedback, and decide whether the solution is correct and ready for submission.

#### [INPUT]

Here is the multiple-choice question and the options:

{question}

Here is the Student agent's current choice and rationale:

{current\_solution}

#### [OUTPUT REQUIREMENTS]

Your output must strictly follow this format:

Feedback: <Your feedback on the Student's last round choice and rationale.>

Submit: <Decide whether the choice is correct to be submitted, 0 (not enough to submit) or 1 (enough to submit).>

You must output exactly in the format, beginning with "Feedback:" and "Submit:" when you output feedback and submit.

Keep your entire output within 512 tokens.

Figure 10: The prompt of the Teacher agent on MMLU.



### MMLU Student Prompt

You are the Student agent. Your task is to read a multiple-choice question and provide the most likely correct answer based on the options given, revising your previous answer according to the Teacher's feedback.

[INPUT]

Here is the multiple-choice question and options:

{question}

Here is your last round choice and rationale:

{last\_solution}

Here is the Teacher agent's feedback of your last round choice:

{last\_feedback}

[OUTPUT REQUIREMENTS]

Your output must strictly follow the format:

Rationale: <Your analysis process on the question, incorporating previous rationale and feedback.>

Choice: <Your final choice, A or B or C or D.>

You must output exactly in the format, beginning with "Rationale:" and "Choice:" when you output rationale and choice.

Keep your entire output within 512 tokens.

Figure 11: The prompt of the Student agent on MMLU.

### HotpotQA & MMLU System Prompt

You are a router that must output only a single JSON object that matches the schema {"teacher": <id>, "student": <id> }.

The integers must be valid model IDs listed in the prompt.

No explanation, no extra text. If unsure, still output a valid JSON object.

Figure 12: The system prompt for routing on both HotpotQA and MMLU.

## HotpotQA User Prompt

### ### Dataset Background

The dataset we use is HotPotQA, where each data point includes a question and relevant information. We employ a multi-agent system comprising a Teacher and a Student agent to answer these questions. The agents alternate actions until either the search budget is exhausted or the Student provides a final answer.

### ### Student Agent Introduction

The Student agent is responsible for searching for information and answering the question, guided by the Teacher agent. The Student's action space includes:

- Search[entity]: This action uses a retrieval tool to search for relevant information from the dataset, constructed using the SimCSE model (unsup-simcse-roberta-base).
- Finish[answer]: This action returns the final answer and concludes the task.

### ### Teacher Agent Introduction

The Teacher agent evaluates and guides the Student agent by analyzing its steps and providing feedback. The Teacher can:

- [Continue]: Indicate that the Student's current step is correct and they should proceed.
- [Rethink]: Indicate that the Student's action is incorrect and they should reconsider their approach.

### ### Specific Question

{question}

### ### Candidates

0: {model\_0}

1: {model\_1}

### ### Task

Assign a model to each agent to maximize performance.

Return exactly one JSON object on a single line:

```
{ {"teacher": <id>, "student": <id> } }
```

where <id> is an integer, 0 or 1. Do not include any extra text.

Figure 13: The user prompt for routing on HotpotQA.

## MMLU User Prompt

### ### Dataset Background

The dataset we use is MMLU, where each data point includes a multiple-choice question with the options. We employ a multi-agent system comprising a Teacher and a Student agent to solve these questions. The agents alternate actions until either round limit 3 is exhausted or the Teacher thinks the current choice of the Student is correct enough to be submitted.

### ### Student Agent Introduction

The Student agent is responsible for solving the question, guided by the Teacher agent. It will be given the question with the options, its last round solution and Teacher's feedback on its last round solution. The Student needs to provide a new better solution.

### ### Teacher Agent Introduction

The Teacher agent evaluates and guides the Student agent by analyzing its current solution and providing feedback. It will be given the question with the options and Student's current solution. The Teacher needs to provide feedback on the solution.

### ### Specific Question With the Options

{question}

### ### Candidates

0: {model\_0}

1: {model\_1}

### ### Task

Assign a model to each agent to maximize performance.

Return exactly one JSON object on a single line:

{{ "teacher": <id>, "student": <id> }}

where <id> is an integer, 0 or 1. Do not include any extra text.

Figure 14: The user prompt for routing on MMLU.