

# MINIMAX OPTIMAL ROBUST SPARSE REGRESSION WITH HEAVY-TAILED DESIGNS: A GRADIENT-BASED APPROACH

BY KAIYUAN ZHOU<sup>1</sup>, XIAOYU ZHANG<sup>2\*</sup>, WENYANG ZHANG<sup>3</sup>, AND DI WANG<sup>1</sup>

<sup>1</sup>*School of Mathematical Sciences, Shanghai Jiao Tong University*

<sup>2</sup>*School of Mathematical Sciences, Tongji University*

<sup>3</sup>*Faculty of Business Administration and APAEM, University of Macau*

We investigate high-dimensional sparse regression when both the noise and the design matrix exhibit heavy-tailed behavior. Standard algorithms typically fail in this regime, as heavy-tailed covariates distort the empirical risk geometry. We propose a unified framework, Robust Iterative Gradient descent with Hard Thresholding (RIGHT), which employs a robust gradient estimator to bypass the need for higher-order moment conditions. Our analysis reveals a fundamental decoupling phenomenon: in linear regression, the estimation error rate is governed by the noise tail index, while the sample complexity required for stability is governed by the design tail index. This implies that while heavy-tailed noise limits precision, heavy-tailed designs primarily raise the sample size barrier for convergence. In contrast, for logistic regression, we show that the bounded gradient naturally robustifies the estimator against heavy-tailed designs, restoring standard parametric rates. We derive matching minimax lower bounds to prove that RIGHT achieves optimal estimation accuracy and sample complexity across these regimes, without requiring sample splitting or the existence of the population risk.

## 1. Introduction

### 1.1. Sparse Regression under Heavy-Tailed Distributions

High-dimensional sparse regression has become a fundamental tool in modern statistics, permitting the recovery of unknown parameters when the number of covariates  $p$  significantly exceeds the sample size  $n$ . In the canonical setting, encompassing linear, logistic, and multi-response models, theoretical guarantees for methods like the Lasso (Tibshirani, 1996; Hastie, Tibshirani and Wainwright, 2015) and Iterative Hard Thresholding (IHT, Jain, Tewari and Kar, 2014) typically rely on stringent tail assumptions. The standard theory posits that both the exogenous noise and the design matrix (covariates) follow light-tailed distributions, such as Gaussian or sub-Gaussian (Candès and Tao, 2007; Bickel, Ritov and Tsybakov, 2009; Negahban et al., 2012). Under these ideal conditions, sample averages concentrate sharply, and the empirical risk surface inherits the favorable curvature of the population risk, ensuring consistent estimation and fast convergence.

However, modern data sources in genomics, finance, and network analysis frequently violate these assumptions, exhibiting heavy-tailed behavior characterized by polynomial decay of probabilities. In such regimes, classical Empirical Risk Minimization (ERM) is notoriously brittle. Extreme outliers can arbitrarily skew the gradient and distort the curvature of the loss function, leading to estimation failure. This vulnerability has catalyzed a vibrant literature on

---

\*K. Zhou and X. Zhang contribute equally and are joint first authors.

*MSC2020 subject classifications:* Primary 62J07, 62F35.

*Keywords and phrases:* Robust regression, Heavy-tailed distributions, Gradient descent, Median-of-means, Minimax optimality.

robust high-dimensional statistics, introducing techniques such as Huber-loss minimization (Fan, Li and Wang, 2017; Sun, Zhou and Fan, 2020), rank-based regression (Wang et al., 2020), trimmed-mean aggregation (Lugosi and Mendelson, 2019), and data shrinkage methods (Fan, Wang and Zhu, 2021), see overviews by Filzmoser and Nordhausen (2021), Loh (2025) and references therein.

Despite these advances, a significant gap remains in the treatment of heavy-tailed *covariates* (or design matrices). The majority of existing robust methods focus on heavy-tailed noise or response variables, while maintaining strong assumptions on the covariates, typically requiring boundedness or sub-Gaussianity. This asymmetry arises because standard convergence proofs rely on the Restricted Strong Convexity (RSC) of the empirical loss. Establishing RSC requires the empirical covariance matrix to concentrate uniformly around the population covariance. When the design matrix has heavy tails (e.g., infinite fourth moments), this concentration fails to hold at the standard sample size scaling  $n \asymp s \log p$ , leading to a degenerate loss geometry where standard algorithms stall or diverge. Existing remedies often require at least finite fourth moments to control the variance of the Hessian (Sun, Zhou and Fan, 2020; Zhu and Zhou, 2021) or rely on computationally expensive sum-of-squares programming.

The theoretical challenge of heavy-tailed designs goes beyond mere technical convenience; it represents a fundamental barrier to stability. While robust loss functions (e.g., Huber regression) can mitigate *vertical* outliers in noise by capping residuals, they offer limited protection against *horizontal* outliers (leverage points) which act multiplicatively on the estimation error. In high dimensions, even a single leverage point can dominate the gradient direction, rotating it away from the truth. Consequently, the difficulty of the problem splits into two distinct perspectives: the tail behavior of the noise (which dictates the final precision) and the tail behavior of the design (which dictates the stability of the descent direction). Standard methods often conflate these, failing to elucidate the distinct sample complexity requirements imposed by heavy-tailed feature geometry.

More fundamentally, the presence of heavy tails challenges the very definition of the estimation target. In settings with heavy-tailed noise and covariates, the population risk  $\mathcal{R}(\theta) := \mathbb{E}[\mathcal{L}(\theta)]$  may diverge, rendering the standard goal of risk minimization mathematically ill-posed. Yet, the underlying parameter  $\theta^*$  remains identifiable through the first-order optimality condition  $\mathbb{E}[\nabla \mathcal{L}(\theta^*)] = \mathbf{0}$ , provided that the expectation of the loss gradient exists. This suggests that in heavy-tailed regimes, estimation should be grounded in the stability of the gradient vector field rather than the curvature of the risk surface.

In this paper, we propose a unified gradient-based framework for high-dimensional sparse regression that is robust to heavy tails in both the noise and the design matrix. We introduce the Robust Iterative Gradient descent with Hard Thresholding (RIGHT) algorithm. Our approach replaces the empirical gradient in IHT with a robust counterpart, such as the Median-of-Means (MoM) gradient estimator, and this method applies seamlessly to linear, logistic, and multi-response regression models. By analyzing the interplay between the sparsity-restricted landscape of the problem and the concentration properties of robust estimators, we establish optimal convergence rates under significantly weaker moment conditions than previously known.

## 1.2. Our Contributions

The primary contribution of this work is a rigorous characterization of sparse regression when the underlying data distribution possesses only low-order moments. We reveal a fundamental decoupling between the estimation accuracy (governed by noise tails) and sample complexity (governed by design tails), as summarized in Figure 1.

The key contributions are as follows.

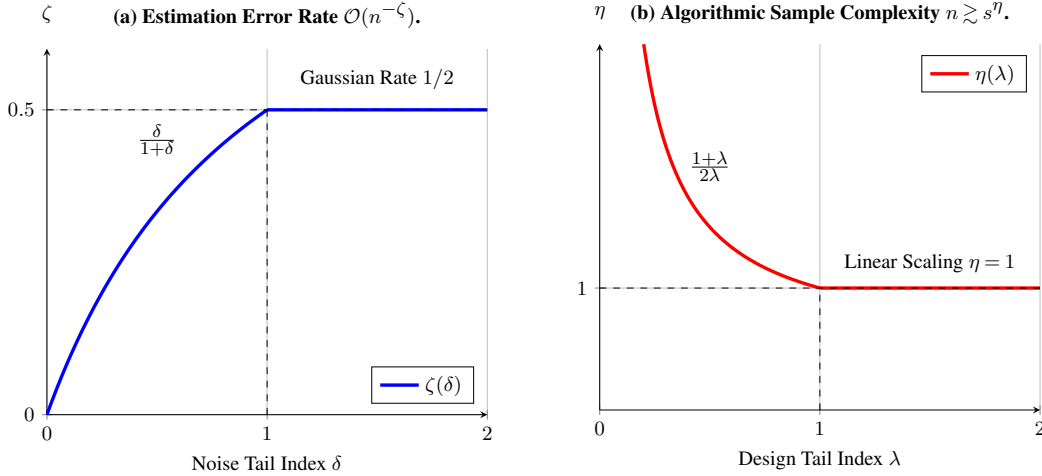


Fig 1: Decoupled phase transitions in estimation error rate and sample complexity.

- **Decoupled Minimax Optimality:** We derive minimax lower bounds that reveal a separation between estimation accuracy and sample complexity. We show that the convergence rate of the estimation error  $\|\hat{\theta} - \theta^*\|_2$  is governed by the noise tail parameter  $\delta$ , while the algorithmic sample complexity is governed by the design tail parameter  $\lambda$  (see Figure 1). Our RIGHT algorithm matches these lower bounds, achieving the optimal rate  $\mathcal{O}((\log p/n)^{\delta/(1+\delta)})$  with near-optimal sample complexity.
- **Handling Heavy-Tailed Designs via Gradient Robustification:** We depart from loss robustification strategies (like Huber regression) which struggle when heavy-tailed designs distort the Hessian. Instead, we show that gradient-based robustification effectively handles heavy-tailed covariates. For linear regression, we establish convergence assuming only  $(2 + 2\lambda)$ -th moments for the covariates ( $0 < \lambda \leq 1$ ) and  $(1 + \delta)$ -th moments for the noise ( $0 < \delta \leq 1$ ). This framework extends naturally to logistic and multi-response regression, requiring significantly weaker moment conditions than the existing results.
- **Regression without Finite Risk:** We introduce the *Sparsity-Restricted Correlated Gradient* (SRCG) condition, a geometric property of the population gradient field that replaces the standard Restricted Strong Convexity (RSC). Crucially, SRCG allows us to prove linear convergence of our algorithm even when the population risk  $\mathcal{R}(\theta)$  is infinite (undefined), provided the first moment of the gradient is well-behaved. This allows our theory to cover distributions with infinite variance.
- **Sample Efficiency without Sample Splitting:** Unlike many robust gradient methods that rely on sample splitting, we analyze our algorithm using the full dataset at every step. We achieve this via a *trajectory-based analysis* and establish that the robust gradient properties hold simultaneously for the entire optimization path with high probability. This avoids sample inefficiency while rigorously handling the statistical dependencies inherent in iterative methods.

### 1.3. Related Literature

Our work sits at the intersection of high-dimensional statistics, robust optimization, and heavy-tailed probability. We briefly survey the relevant literature in these areas, highlighting the distinctions of our proposed framework.

**High-Dimensional Robust M-Estimation.** A classical strategy for addressing heavy-tailed errors is to replace the quadratic least-squares loss with a robust convex surrogate,

such as the Huber loss (Huber, 1964) or the least absolute deviations (LAD) (Wang, Li and Jiang, 2007; Belloni and Chernozhukov, 2011). In the high-dimensional setting, regularized variants of these M-estimators have been studied extensively (Loh, 2017; Fan et al., 2018; Sun, Zhou and Fan, 2020; Wang et al., 2020; Minsker, Ndaoud and Wang, 2024). While these methods achieve minimax optimal rates when the noise is heavy-tailed, their theoretical analysis typically hinges on the *Restricted Strong Convexity* (RSC) of the empirical loss. Establishing RSC generally requires the design matrix to have finite fourth moments (to bound the variance of the Hessian) or sub-Gaussian tails (Negahban et al., 2012). Consequently, these loss-based methods are often theoretically insufficient or suboptimal when the covariates themselves exhibit heavy-tailed behavior (e.g., infinite fourth moments), a gap our gradient-based approach explicitly addresses.

**Robust Gradient Descent and Iterative Methods.** Recognizing the limitations of global M-estimation, recent works have focused on robustifying the optimization trajectory directly. Prasad et al. (2020) proposed robust gradient descent algorithms that replace the empirical gradient with robust aggregators. However, their analysis targets convex objectives and cannot be directly applied to sparse problems without an  $\ell_1$  relaxation. They require finite fourth moments for the gradients to ensure convergence, and their analysis relies on sample splitting to decouple the statistical dependencies. In contrast, our trajectory-based analysis avoids sample splitting and establishes convergence under lower-order moment conditions ( $2 + 2\lambda$  for covariates) by leveraging the specific geometry of sparse hard thresholding. Recently, median-based or truncated gradient descent methods have been proposed for heavy-tailed problems (Chi et al., 2019; Li et al., 2020; Zhang et al., 2025), but these methods are designed for low-dimensional problems without sparsity.

**Median-of-Means and Heavy-Tailed Estimation.** The fundamental building block of our gradient estimator is the Median-of-Means (MoM) principle, pioneered by Nemirovsky and Yudin (1983) and further developed by Jerrum, Valiant and Vazirani (1986) and Alon, Matias and Szegedy (1999). In the context of multivariate mean estimation and regression, Lugosi and Mendelson (2019) and Lecué and Lerasle (2020) established that MoM-based estimators can achieve sub-Gaussian deviation bounds even for distributions with only finite second moments. However, extending these results to high-dimensional sparse regression with heavy-tailed designs introduces geometric complexities, specifically, the potential non-existence of the population risk minimizer. While Minsker (2015) and Hsu and Sabato (2016) have explored MoM for heavy-tailed regression, our work distinguishes itself by decoupling the tail properties of the noise from those of the design, thereby elucidating the distinct roles of estimation rate and sample complexity in the minimax analysis.

In summary, the key advantages of our proposal are summarized in Table 1. Compared to the existing works, our approach is the only one that can reach the minimal  $(2 + 2\lambda)$ -th moment for the heavy-tailed design, and is applicable to a wide range of models.

TABLE 1

Comparison of Robust High-Dimensional Regression Methods: Lasso (Tibshirani, 1996), IHT (Jain, Tewari and Kar, 2014), Adaptive Huber (Sun, Zhou and Fan, 2020), Rank-Based Lasso (Wang et al., 2020), Robust GD (Prasad et al., 2020), Data Shrinkage (Zhu and Zhou, 2021), and our proposed RIGHT method.

Method	Model Applicability	Design Moments	Noise Robustness	Data Splitting
Lasso / IHT	Linear, GLMs	Sub-Gaussian	No	No
Adaptive Huber	Linear	4-th Mom.	Yes	No
Rank-Based Lasso	Linear	Bounded	Yes	No
Robust GD	Linear, GLMs	4-th Mom.	Yes	Yes
Data Shrinkage	Linear, GLMs	4-th Mom.	Yes	No
<b>RIGHT (Ours)</b>	<b>Linear, GLMs</b>	<b><math>2 + 2\lambda</math> Mom.</b>	<b>Yes</b>	<b>No</b>

## 1.4. Notation and Outline

We adopt the following notational conventions throughout this paper. For any positive integer  $p$ , let  $[p] := 1, \dots, p$ . We denote scalars by lowercase letters (e.g.,  $a, b$ ), vectors by bold lowercase letters (e.g.,  $\mathbf{u}, \mathbf{v}$ ), and matrices by bold uppercase letters (e.g.,  $\mathbf{A}, \mathbf{B}$ ). For a vector  $\mathbf{v} \in \mathbb{R}^p$ ,  $\mathbf{v}_i$  denotes its  $i$ -th entry. For a matrix  $\mathbf{A} \in \mathbb{R}^{n \times p}$ ,  $\mathbf{A}_{ij}$  denotes the entry in the  $i$ -th row and  $j$ -th column, and  $\mathbf{A}_{i:}$  denotes the  $i$ -th row as a column vector.

For a vector  $\mathbf{v} \in \mathbb{R}^p$  and a subset of indices  $S \subseteq [p]$ , we denote by  $\mathbf{v}_S$  the restriction of  $\mathbf{v}$  to the indices in  $S$ ; effectively,  $\mathbf{v}_S \in \mathbb{R}^{|S|}$ . The support of a vector is defined as  $\text{supp}(\mathbf{v}) := \{j \in [p] : \mathbf{v}_j \neq 0\}$ . The  $\ell_q$ -norm of a vector is defined as  $\|\mathbf{v}\|_q := (\sum_{j=1}^p |\mathbf{v}_j|^q)^{1/q}$  for  $q \geq 1$ , with  $\|\mathbf{v}\|_\infty := \max_j |\mathbf{v}_j|$ . The  $\ell_0$ -pseudo-norm, denoted  $\|\mathbf{v}\|_0$ , counts the number of non-zero entries in  $\mathbf{v}$ . For matrices  $\mathbf{A} \in \mathbb{R}^{p \times m}$ ,  $\|\mathbf{A}\|_F := (\sum_{i,j} \mathbf{A}_{ij}^2)^{1/2}$  denotes the Frobenius norm, and  $\|\mathbf{A}\|_2$  denotes the spectral norm. The mixed norm  $\|\mathbf{A}\|_{p,q}$  is defined by taking the  $p$ -norm of each row and then the  $q$ -norm of the resulting vector. For two sequences of non-negative numbers  $a_n$  and  $b_n$ , we write  $a_n \lesssim b_n$  if there exists a universal constant  $C > 0$  independent of  $n$  and  $p$ , and problem-specific parameters such that  $a_n \leq Cb_n$ . We write  $a_n \asymp b_n$  if  $a_n \lesssim b_n$  and  $b_n \lesssim a_n$ .

The remainder of this paper is organized as follows. Section 2 introduces the RIGHT algorithm and the MoM robust gradient estimation. Section 3 presents the deterministic convergence theory using the gradient curvature and robust gradient stability conditions. Section 4 applies this framework to linear, logistic, and multi-response regression, and establishes convergence rates under weak moment conditions. Section 5 establishes the minimax lower bounds, and Section 6 concludes with numerical experiments. All proofs are relegated to Supplementary Material.

## 2. Methodology

### 2.1. Problem Setup

We consider estimating a structured parameter vector  $\boldsymbol{\theta}^* \in \mathbb{R}^p$  from  $n$  independent and identically distributed (i.i.d.) samples  $\mathcal{D}_n = \{(\mathbf{x}_i, y_i)\}_{i=1}^n$ , drawn from an unknown distribution  $\mathcal{P}$  on  $\mathbb{R}^p \times \mathbb{R}$ . Each  $\mathbf{x}_i$  represents a  $p$ -dimensional feature vector, and  $y_i$  is the response variable. In classical high-dimensional estimation, the goal is to estimate the parameter  $\boldsymbol{\theta}^*$  that minimizes the population risk

$$\mathcal{R}(\boldsymbol{\theta}) := \mathbb{E}[\mathcal{L}(\boldsymbol{\theta}; \mathbf{x}_i, y_i)],$$

where  $\mathcal{L}(\boldsymbol{\theta}; \mathbf{x}_i, y_i)$  is a differentiable loss function. Under light-tailed distribution conditions,  $\mathcal{R}(\boldsymbol{\theta})$  is well defined, and  $\boldsymbol{\theta}^*$  is the unique minimizer of this risk function.

However, when the data are heavy-tailed, the expectation defining  $\mathcal{R}(\boldsymbol{\theta})$  may not exist or be infinite. In particular, if the data only have finite low-order moments, the expectation of loss function might rely on a higher-order moment and hence diverge, rendering the population risk an unsuitable target. In such cases, a more appropriate approach is to define the target  $\boldsymbol{\theta}^*$  via the first-order condition

$$\mathbb{E}[\nabla \mathcal{L}(\boldsymbol{\theta}^*; \mathbf{x}_i, y_i)] = 0.$$

This first-order equation, often called a population score equation, remains meaningful under weaker moment conditions, provided that the expectation of the gradient exists.

**EXAMPLE 2.1 (Linear Regression).** *For illustration, consider the linear regression*

$$(2.1) \quad y_i = \mathbf{x}_i^\top \boldsymbol{\theta}^* + \epsilon_i, \quad i = 1, \dots, n,$$

where  $\epsilon_i$  is the random noise term, and the least squares loss is

$$\mathcal{L}(\boldsymbol{\theta}; \mathbf{x}_i, y_i) = \frac{1}{2}(y_i - \mathbf{x}_i^\top \boldsymbol{\theta})^2 = \frac{\epsilon_i^2}{2} - \epsilon_i \mathbf{x}_i^\top (\boldsymbol{\theta} - \boldsymbol{\theta}^*) + \frac{1}{2}(\boldsymbol{\theta} - \boldsymbol{\theta}^*)^\top \mathbf{x}_i \mathbf{x}_i^\top (\boldsymbol{\theta} - \boldsymbol{\theta}^*).$$

When the second moment of  $\epsilon_i$  fails to exist, the population risk  $\mathcal{R}(\boldsymbol{\theta})$  is undefined. In contrast, the expectation of the gradient

$$\mathbb{E} \left[ -\epsilon_i \mathbf{x}_i + \mathbf{x} \mathbf{x}^\top (\boldsymbol{\theta} - \boldsymbol{\theta}^*) \right]$$

can still exist under a finite first moment of  $\epsilon_i$ . Setting this expectation to zero yields a stable target even under heavy tails.

In this paper, we focus on the case where the true parameter  $\boldsymbol{\theta}^*$  is  $s^*$ -sparse, meaning that it has at most  $s^*$  non-zero entries with  $s^* \ll p$ . Our aim is to develop a unified framework of estimation, that is computationally efficient, distributionally robust, and statistically minimax optimal for the general sparse statistical problems.

## 2.2. Iterative Hard Thresholding For Sparse Estimation

A natural algorithm for estimating  $\boldsymbol{\theta}$  under sparsity constraints is the Iterative Hard Thresholding (IHT) algorithm (Jain, Tewari and Kar, 2014). As discussed in Section 1, the IHT algorithm and its variants have been studied in a wide range of sparse recovery and estimation problems. As outlined in Algorithm 1, IHT performs a projected gradient descent procedure, progressively refining estimates by moving against the gradient of the empirical risk and enforcing sparsity via thresholding.

---

### Algorithm 1 Iterative Hard Thresholding (IHT)

---

**Require:** Initialization  $\boldsymbol{\theta}^0$ , sparsity level  $s$ , step-size  $\eta$ , number of iterations  $T$

1: **for**  $t = 0$  to  $T - 1$  **do**  
2:    $\boldsymbol{\theta}^{t+1} = P_s(\boldsymbol{\theta}^t - \eta \nabla \mathcal{L}_n(\boldsymbol{\theta}^t; \mathcal{D}_n))$   
3: **end for**  
**Ensure:**  $\boldsymbol{\theta}^T$

---

The core iteration proceeds as follows: starting from an initial estimate  $\boldsymbol{\theta}^0$ , each step involves two operations. First, for step  $t$ , compute the gradient of the empirical risk

$$(2.2) \quad \nabla \mathcal{L}_n(\boldsymbol{\theta}^t; \mathcal{D}_n) = \frac{1}{n} \sum_{i=1}^n \nabla \mathcal{L}(\boldsymbol{\theta}^t; \mathbf{x}_i, y_i),$$

and then perform gradient descent with a step size  $\eta > 0$ . The second operation enforces sparsity by retaining only the largest  $s$  (in magnitude) components of the intermediate vector, a process known as hard thresholding. Formally, define  $P_s(\mathbf{v})$  as the hard-thresholding operator for a generic vector  $\mathbf{v}$ , which keeps the  $s$  largest entries of  $\mathbf{v}$  and sets the others to zero. The update rule at each iteration  $t$  thus reads:

$$\boldsymbol{\theta}^{t+1} = P_s(\boldsymbol{\theta}^t - \eta \nabla \mathcal{L}_n(\boldsymbol{\theta}^t; \mathcal{D}_n)).$$

This projected gradient step enforces the sparsity constraint directly, while the gradient-based update serves as a local approximation to the population minimizer. IHT benefits from theoretical guarantees under certain restricted strong convexity and smoothness conditions, ensuring linear convergence to a neighborhood of the true sparse vector, provided that the gradient is well-behaved (Jain, Tewari and Kar, 2014).



While the empirical gradient  $\nabla \mathcal{L}_n(\boldsymbol{\theta}^t; \mathcal{D}_n)$  in (2.2) serves as a straightforward approximation to the population gradient, it can be highly unstable under heavy-tailed data or contamination. In essence, the empirical gradient acts as a mean estimator over the sample of individual gradients, which, in the presence of heavy tails or outliers, becomes vulnerable to extreme values. Such outliers can dramatically skew the mean, leading to inaccurate gradient directions and slow or erratic convergence. This instability underscores the need for a more robust approach to gradient estimation, especially in high-dimensional, heavy-tailed scenarios, motivating the use of robust mean estimators, as we will discuss in the next subsection.

### 2.3. Median-of-Means for Robust Gradient Estimation

In the presence of heavy tails or contamination, the naive empirical mean-based gradient can exhibit significant fluctuation, undermining the convergence guarantees of IHT. To mitigate this, we incorporate a robust gradient estimator based on the Median-of-Means (MoM) principle.

The core idea is to partition the dataset  $\mathcal{D}_n$  into  $K$  disjoint blocks of equal or nearly equal size  $\mathcal{D}_n = \bigcup_{k=1}^K \mathcal{B}_k$ . For simplicity, we assume the equal block size  $B = |\mathcal{B}_1| = \dots = |\mathcal{B}_K|$ , where  $|\mathcal{B}_k|$  denotes the size of block  $\mathcal{B}_k$ , and hence  $n = BK$ . For each block, the sample mean of the gradient is computed as follows

$$\bar{g}_k(\boldsymbol{\theta}) = \frac{1}{B} \sum_{i \in \mathcal{B}_k} \nabla \mathcal{L}_{\boldsymbol{\theta}}(\boldsymbol{\theta}; \mathbf{x}_i, y_i),$$

where  $k = 1, \dots, K$ . We define the MoM estimator  $g(\boldsymbol{\theta}; K)$  in an element-wise manner by taking the  $j$ -th element median as

$$(2.3) \quad g(\boldsymbol{\theta}; K)_j = \text{median} \{ \bar{g}_k(\boldsymbol{\theta})_j : 1 \leq k \leq K \},$$

for  $1 \leq j \leq p$ . This procedure leverages the robustness of the median against outliers: even if a subset of blocks contains contaminated points, as long as less than half of the blocks are compromised, the median provides a reliable estimate of the true gradient.

The number of blocks  $K$  controls the trade-off between robustness and statistical efficiency: larger  $K$  enhances robustness but may increase variance. Under mild moment assumptions, the median-of-means estimator attains concentration bounds comparable to sub-Gaussian mean estimators, providing a stable gradient approximation crucial for the convergence of IHT in heavy-tailed environments.

**EXAMPLE 2.2 (Gradients of Linear Regression).** *Following Example 2.1, the gradient of the linear regression in (2.1) is*

$$\nabla \mathcal{L}_n(\boldsymbol{\theta}; \mathcal{D}_n) = \frac{1}{n} \sum_{i=1}^n \left[ -\epsilon_i \mathbf{x}_i + \mathbf{x}_i \mathbf{x}_i^\top (\boldsymbol{\theta} - \boldsymbol{\theta}^*) \right].$$

*Hence, if each component of  $\mathbf{x}_i$  is mean-zero and has a finite covariance matrix  $\boldsymbol{\Sigma}_{\mathbf{x}}$ ,  $\epsilon_i$  has a finite  $(1 + \delta)$ -th moment, i.e.,  $\mathbb{E}[|\epsilon_i|^{1+\delta}] \leq M < \infty$  for some  $\delta \in (0, 1)$ , and  $\mathbf{x}_i$  and  $\epsilon_i$  are independent, then each entry of  $\nabla \mathcal{L}(\boldsymbol{\theta}^*; \mathbf{x}_i, y_i)$  has a finite  $(1 + \delta)$ -th moment as well. Then, by Markov's inequality, with high probability,*

$$\|\nabla \mathcal{L}_n(\boldsymbol{\theta}^*; \mathcal{D}_n)\|_\infty \lesssim p^{1/(1+\delta)} n^{-\delta/(1+\delta)}.$$

*However, when applying the MoM estimator with  $K \asymp \log p$ , with high probability,*

$$(2.4) \quad \|g(\boldsymbol{\theta}^*; K)\|_\infty \lesssim (\log p/n)^{\delta/(1+\delta)},$$

*, which is substantially smaller than that of the standard mean gradient.*

The gradient estimation accuracy results in this example highlight the estimation efficiency improvement and robustness of the MoM estimator, particularly when  $p$  is large. The  $\ell_\infty$ -norm upper bounds show the maximum deviation across all coordinates, which is a crucial criterion of estimation accuracy in high-dimensional sparse models. When  $\delta = 1$ , the upper bound in (2.4) matches those under the sub-Gaussian distributions, and when  $\delta \in (0, 1)$ , the error rate is slower but still minimax optimal (Devroye et al., 2016). Therefore, we expect that the MoM gradient  $g(\theta; K)$  serves as a good approximation of  $\mathbb{E}[\nabla \mathcal{L}(\theta; \mathbf{x}_i, y_i)]$ , and can be used in the gradient-based optimization and estimation.

## 2.4. Robust Iterative Gradient Descent with Hard Thresholding (RIGHT)

We now combine the two building blocks, IHT and MoM gradient estimator, to develop the Robust Iterative Gradient descent with Hard Thresholding (RIGHT) algorithm (Algorithm 2). RIGHT replaces the vanilla empirical gradient in IHT by the element-wise MoM gradient estimator  $g(\theta; K)$ , and proceeds with the same sparsity projection. Concretely, given an initial estimate  $\theta^0$ , sparsity level  $s$ , step size  $\eta$ , and block number  $K$ , RIGHT iterates

$$\theta^{t+1} = P_s(\theta^t - \eta g(\theta^t; K))$$

for  $t = 0, \dots, T - 1$  and returns  $\theta^T$ .

---

### Algorithm 2 Robust Iterative Gradient Descent with Hard Thresholding (RIGHT)

---

**Require:** Initialization  $\theta^0$ , sparsity level  $s$ , step-size  $\eta$ , block number  $K$ , and number of iterations  $T$

- 1: **for**  $t = 0$  to  $T - 1$  **do**
- 2:    $\theta^{t+1} = P_s(\theta^t - \eta g(\theta^t; K))$
- 3: **end for**

**Ensure:**  $\theta^T$

---

While the element-wise MoM is our primary choice due to its simplicity and strong coordinate-wise concentration, the framework accommodates any robust first-order oracle with an element-wise deviation bound. Alternatives include truncated or trimmed means, Huber mean estimators, and multivariate aggregators (geometric median and dimension-reduced medians).

**REMARK 2.3** (Element-wise MoM versus Multivariate Aggregation). *Element-wise MoM aligns naturally with IHT because thresholding, and support recovery are driven by element-wise behavior. MoM yields strong per-element control that directly translates to entry-wise error bounds required in the IHT analysis. Multivariate geometric median controls the  $\ell_2$  error of the batch gradients and can be preferable when one targets global gradient-norm guarantees. However, computing the geometric median in high dimensions is much more expensive and its element-wise guarantees can be weaker, making it less suited for sparse support recovery when  $p \gg n$ .*

When using MoM,  $K$  determines robustness to contamination and per-element concentration rate. To obtain uniform control over  $p$  coordinates, we take  $K \asymp \log p$  to ensure that the block size is large enough. The precise choice balances robustness and variance, and it is made explicit in our theorems. For sparsity level  $s$ , it is chosen as an upper bound on the true sparsity  $s^*$  (e.g.,  $s = Cs^*$  for a modest constant  $C > 1$ ), and can be selected via cross-validation in practice.

In fact, RIGHT is a modular, plug-in procedure: any robust gradient oracle satisfying explicit element-wise deviation bounds can be substituted into Algorithm 2. In Section 3, we



quantify the required deviation bounds for any gradient estimator  $g(\cdot)$  and prove that RIGHT converges linearly to a neighborhood whose radius is related to the gradient estimation accuracy in Section 3. For several canonical sparse models, we show that the MoM gradient estimator attains the optimal estimation accuracy under the mild condition in Section 4.

### 3. Algorithm Convergence Analysis

In this section, we develop a general convergence theory for RIGHT. The analysis isolates two ingredients: a sparsity-restricted regularity condition on the population gradient and a stability property of the gradient estimator. Under these conditions, we show that RIGHT contracts the estimation error geometrically up to a noise floor determined by the gradient estimation error. The result applies to any robust gradient estimator satisfying the stated stability requirement and therefore decouples optimization from robust statistics. The proofs of the results in this section are relegated to Appendix A of Supplementary Material.

To establish the convergence of RIGHT, we require a regularity condition on the population gradient. In classical analysis, one typically imposes conditions such as Restricted Strong Convexity (RSC) on the population risk  $\mathcal{R}(\theta)$ . However, a defining feature of our heavy-tailed setting is that the expected loss  $\mathcal{R}(\theta)$  may be infinite (e.g., when  $\delta < 1$  in the linear model), rendering properties of the risk surface undefined.

Crucially, however, the existence of  $\mathcal{R}(\theta)$  is not required for estimation; we only require that the population gradient vector field  $\mathbb{E}[\nabla \mathcal{L}(\theta; \mathbf{x}_i, y_i)]$  is well-defined and points towards the true parameter  $\theta^*$ . Consequently, we introduce the Sparsity-Restricted Correlated Gradient (SRCG) condition. This condition is a property solely of the first-order operator and does not presume the existence of the primitive  $\mathcal{R}(\cdot)$ . It ensures that the gradient aligns with the direction of the estimation error  $\theta - \theta^*$  with sufficient magnitude to drive contraction.

**DEFINITION 3.1** (Sparsity-Restricted Correlated Gradient, SRCG). For  $s \geq s^*$  and parameters  $a$  and  $0 < b \leq 1/(4a)$ , we say the loss  $\mathcal{L}(\cdot)$  satisfies  $(s, a, b)$ -SRCG condition, if for every  $\theta$  with  $\|\theta\|_0 \leq 2s + s^*$ ,

$$\langle \mathbb{E}[\nabla \mathcal{L}(\theta; \mathbf{x}_i, y_i)], \theta - \theta^* \rangle \geq a \left\| \mathbb{E}[\nabla \mathcal{L}(\theta; \mathbf{x}_i, y_i)]_{\text{supp}(\theta)} \right\|_2^2 + b \|\theta - \theta^*\|_2^2.$$

Intuitively, the SRCG condition ensures that the population gradient is positively aligned with the descent direction on the sparse cone and provides the curvature needed for contraction. When the population risk  $\mathcal{R}(\theta) = \mathbb{E}[\mathcal{L}(\theta; \mathbf{x}_i, y_i)]$  exists, SRCG is implied by the restricted smoothness (RSS) and restricted strong convexity (RSC) conditions in Jain and Kar (2017) when both are restricted to  $(2s + s^*)$ -sparse vectors, as shown below.

**PROPOSITION 3.2** (SRCG Implied by RSC/RSS). If the population risk  $\mathcal{R}(\theta)$  exists and satisfies  $\beta$ -restricted strong smoothness (RSS) and  $\alpha$ -restricted strong convexity (RSC), i.e.,

$$\frac{\alpha}{2} \|\theta - \theta^*\|_2^2 \leq \mathcal{R}(\theta) - \mathcal{R}(\theta^*) - \langle \nabla \mathcal{R}(\theta^*), \theta - \theta^* \rangle \leq \frac{\beta}{2} \|\theta - \theta^*\|_2^2,$$

over the set of  $(2s + s^*)$ -sparse vectors  $\theta$ , then the corresponding loss  $\mathcal{L}$  satisfies the  $(s, a, b)$ -SRCG condition with  $a = (2\beta)^{-1}$  and  $b = \alpha/2$ .

While this proposition assumes the population risk exists, the SRCG condition, by contrast, relies only on the first moment of the gradient. In our heavy-tailed linear regression example, the risk  $\mathcal{R}(\theta)$  diverges if the noise variance is infinite ( $\delta < 1$ ), yet the SRCG condition still holds (see Proposition 4.4) because the gradient expectation remains finite and well-behaved.

**DEFINITION 3.3** (Sparsity-Restricted Stability (SRS) of Gradient Estimator). A gradient estimator  $g(\cdot)$  is said to satisfy  $(s, \phi, \gamma)$ -SRS condition, if there exist parameters  $\phi \geq 0$  and  $\gamma > 0$  such that for any  $\boldsymbol{\theta} \in \mathbb{R}^p$  with  $\|\boldsymbol{\theta}\|_0 \leq s$  and for any index set  $S \subseteq \{1, \dots, p\}$  with  $|S| \leq 2s + s^*$ ,

$$\|g(\boldsymbol{\theta})_S - \mathbb{E}[\nabla \mathcal{L}(\boldsymbol{\theta})]_S\|_2 \leq \phi \|\boldsymbol{\theta} - \boldsymbol{\theta}^*\|_2 + \gamma.$$

This condition measures how well the gradient estimator approximates the population gradient on all coordinate sets relevant for the hard thresholding steps. The parameter  $\phi$  captures a multiplicative dependence on the current estimation error, while  $\gamma$  represents an additive stochastic floor. In high-probability bounds for MoM-based estimators,  $\phi, \gamma \rightarrow 0$  as  $n$  grows.

**REMARK 3.4.** *Both conditions are stated only on  $s$ -sparse arguments and on sets  $S$  of size  $\mathcal{O}(s)$ , matching the restricted nature of IHT and making the assumptions weak in high-dimensional settings. SRCG replaces global strong convexity by a first-order, sparsity-restricted alignment. Stability abstracts the statistical performance of any robust gradient aggregator, such as the element-wise MoM estimator.*

The following theorem formalizes the linear convergence of RIGHT up to the gradient estimation noise floor. Notably, this result holds for *any* gradient estimator  $g(\cdot)$  satisfying the SRS condition in Definition 3.3.

**THEOREM 3.5** (Deterministic Convergence of RIGHT). *Suppose that the loss function  $\mathcal{L}$  satisfies the  $(s, a, b)$ -SRCG condition, and the gradient estimator  $g(\cdot)$  satisfies the  $(s, \phi, \gamma)$ -SRS condition. For the Algorithm 2 with the gradient estimator  $g(\cdot)$ , initialization  $\boldsymbol{\theta}^0$ , the step size  $\eta = 2a\eta_0$  with  $\eta_0 \in (0, 1]$ , and the sparsity level  $s > c_0 s^*$ , if  $\phi < 1/c_2$ , the iterates  $\boldsymbol{\theta}^t$  for all  $t = 1, \dots, T$  satisfy*

$$\|\boldsymbol{\theta}^t - \boldsymbol{\theta}^*\|_2 \leq c_1^t \|\boldsymbol{\theta}^0 - \boldsymbol{\theta}^*\|_2 + c_2 \gamma,$$

where let  $\varphi = \sqrt{1 - 4ab\eta_0}$ , then  $c_1 = (3 + \varphi)/4 < 1$ ,  $c_2 = 4a\eta_0(1 + \varphi)/(\varphi - \varphi^2)$ , and  $c_0 = 1 + 64\varphi^4/(-3\varphi^2 + 2\varphi + 1)^2$ .

This theorem presents the sufficient conditions and parameter choices for RIGHT algorithm. The contraction factor  $c_1$  depends only on  $\varphi = \sqrt{1 - 4ab\eta_0}$  and thus on the restricted curvature parameters  $a$  and  $b$  of the expected loss gradient, rather than those of the empirical loss in the existing literature (e.g., Jain, Tewari and Kar, 2014), which is favorable particularly in the presence of heavy-tailed distribution. The accuracy floor  $c_2\gamma$  is proportional to the additive gradient estimation error  $\gamma$ . The multiplicative  $\phi$  links the current iterate error to the gradient approximation error, and the bound  $\phi < 1/c_2$  ensures that this dependence does not destroy contraction.

In general, Theorem 3.5 decouples optimization and robust statistical estimation: for any gradient estimator that delivers an  $(s, \phi, \gamma)$ -stability guarantee can be plugged into RIGHT to obtain linear convergence to an error neighborhood proportional to  $\gamma$ . This theorem thus provides a transparent recipe: for every model, verify SRCG for the loss function, construct a robust gradient estimator and verify its  $\phi$  and  $\gamma$  bounds in SRS condition, then pick  $s$ ,  $K$  and  $\eta$  according to the stated inequalities to guarantee fast convergence and optimal statistical accuracy. Particularly, for the element-wise MoM gradient estimator,  $\gamma$  attains the statistical rate dictated by the moment; consequently, RIGHT achieves near-minimax estimation accuracy while remaining computationally efficient.

## 4. Application to Sparse Models

In this section, we apply the proposed RIGHT algorithm with MoM gradient estimators to three canonical sparse regression models, including high-dimensional linear regression, logistic regression, and multi-response regression. The proofs of theoretical guarantees for these three models are relegated to Appendices B, C, and D of Supplementary Material, respectively.

### 4.1. Heavy-Tailed Linear Regression

We first consider the standard linear regression model with a dataset of  $n$  i.i.d. samples, denoted by  $\mathcal{D}_n = \{(\mathbf{x}_i, y_i)\}_{i=1}^n$ ,

$$y_i = \mathbf{x}_i^\top \boldsymbol{\theta}^* + \epsilon_i,$$

where  $\mathbb{E}[\epsilon_i | \mathbf{x}_i] = 0$ , and  $\boldsymbol{\theta}^* \in \mathbb{R}^p$  is assumed to be  $s^*$ -sparse. For simplicity, we assume that  $\mathbb{E}[\mathbf{x}_i] = \mathbf{0}$  and  $\mathbb{E}[y_i] = 0$ , so that the model does not include an intercept term. We analyze the least squares loss  $\mathcal{L}(\boldsymbol{\theta}; \mathbf{x}_i, y_i) = (y_i - \mathbf{x}_i^\top \boldsymbol{\theta})^2/2$ , with the gradient

$$\nabla \mathcal{L}(\boldsymbol{\theta}; \mathbf{x}_i, y_i) = -\epsilon_i \mathbf{x}_i + \mathbf{x}_i \mathbf{x}_i^\top (\boldsymbol{\theta} - \boldsymbol{\theta}^*).$$

We apply the MoM gradient estimator  $g(\boldsymbol{\theta}; K)$  defined in (2.3) to this problem.

For any  $\eta > 0$  and  $r \in \mathbb{Z}^+$ , we denote the sparsity-restricted  $\eta$ -th moment for  $\mathbf{x}$  as

$$M_{\mathbf{x}, \eta, r} := \sup_{\|\mathbf{v}\|_2=1, \|\mathbf{v}\|_0 \leq r} \mathbb{E} \left[ |\mathbf{x}_i^\top \mathbf{v}|^\eta \right]$$

and the  $\eta$ -th moment for  $\epsilon$  as  $M_{\epsilon, \eta} := \sup_{\mathbf{x}} \mathbb{E}[|\epsilon_i|^\eta | \mathbf{x}_i = \mathbf{x}]$ . For linear regression, we adopt the following sparsity-restricted moment and eigenvalue conditions.

**ASSUMPTION 4.1 (Sparsity-Restricted Moments).** *There exist tail indices  $\lambda \in (0, 1]$  and  $\delta \in (0, 1]$  such that the design satisfies  $M_{\mathbf{x}, 2+2\lambda, s+s^*} < \infty$  and noise satisfies  $M_{\epsilon, 1+\delta} < \infty$ .*

**ASSUMPTION 4.2 (Sparsity-Restricted Eigenvalues).** *Suppose that the covariance matrix  $\boldsymbol{\Sigma}_{\mathbf{x}} = \mathbb{E}[\mathbf{x}_i \mathbf{x}_i^\top]$  satisfies the sparsity-restricted eigenvalue condition: there exist constants  $0 < \kappa_- \leq \kappa_+ < \infty$  such that for any  $\mathbf{v} \in \mathbb{R}^p$  with  $\|\mathbf{v}\|_0 \leq 2(s + s^*)$ ,*

$$\kappa_- \|\mathbf{v}\|_2^2 \leq \mathbf{v}^\top \boldsymbol{\Sigma}_{\mathbf{x}} \mathbf{v} \leq \kappa_+ \|\mathbf{v}\|_2^2.$$

Assumption 4.1 is significantly weaker than standard sub-Gaussian assumptions. Notably, it allows for infinite variance of the noise (if  $\delta < 1$ ) and infinite fourth moments of the covariates (if  $\lambda < 1$ ). Under these conditions, we establish the stability of the MoM gradient estimator.

**PROPOSITION 4.3 (SRS of MoM Gradient Estimator for Linear Regression).** *Let  $g(\boldsymbol{\theta}; K)$  be the element-wise MoM gradient estimator. Under Assumption 4.1, for any fixed  $\boldsymbol{\theta} \in \mathbb{R}^p$  with  $\|\boldsymbol{\theta}\|_0 \leq s$ , the following bound holds with probability at least  $1 - 2p \exp(-K/8)$ :*

$$\begin{aligned} & \sup_{S \subset [p], |S| \leq 2s+s^*} \|g(\boldsymbol{\theta}; K)_S - \mathbb{E}[\nabla \mathcal{L}(\boldsymbol{\theta})]_S\|_2 \\ & \lesssim \sqrt{2s+s^*} \left[ M_{\mathbf{x}, 2+2\lambda, s+s^*}^{1/(1+\lambda)} \left( \frac{K}{n} \right)^{\frac{\lambda}{1+\lambda}} \|\boldsymbol{\theta} - \boldsymbol{\theta}^*\|_2 + M_{\text{eff}, \delta} \left( \frac{K}{n} \right)^{\frac{\delta}{1+\delta}} \right], \end{aligned}$$

where  $M_{\text{eff}, \delta} = (M_{\epsilon, 1+\delta} M_{\mathbf{x}, 1+\delta, s+s^*})^{1/(1+\delta)}$ .

The proof of this Proposition, provided in Appendix B of Supplementary Material, relies on decomposing the gradient into a noise component  $(-\epsilon_i \mathbf{x}_i)$  and a signal component  $(\mathbf{x}_i \mathbf{x}_i^\top (\boldsymbol{\theta} - \boldsymbol{\theta}^*))$ . This decomposition reveals a fundamental decoupling: for two parameters  $\phi$  and  $\gamma$  in the SRS condition, the multiplicative error  $\phi$  (governing contraction) scales with the design tail  $\lambda$ , while the additive error  $\gamma$  (governing final accuracy) scales with the noise tail  $\delta$ .

**PROPOSITION 4.4 (SRCG for Linear Regression).** *Under Assumption 4.2, the least squares loss satisfies the  $(s, a, b)$ -SRCG condition with  $a = \kappa_-/(2\kappa_+^2)$  and  $b = \kappa_-/2$ .*

Combining these results yields the main convergence theorem for linear regression.

**THEOREM 4.5 (Convergence for Heavy-Tailed Linear Regression).** *Under Assumptions 4.1 and 4.2, for RIGHT and MoM gradient estimators with  $\eta \leq 2a$ ,  $s > c_0 s^*$ , and  $K \asymp \log p$ , if the sample size satisfies*

$$(4.1) \quad n \gtrsim \kappa_-^{-(1+\lambda)/\lambda} M_{\mathbf{x}, 2+2\lambda, s+s^*}^{1/\lambda} (2s + s^*)^{(1+\lambda)/(2\lambda)} \log p,$$

*the initialization satisfies  $\|\boldsymbol{\theta}^0 - \boldsymbol{\theta}^*\|_2 \lesssim \kappa_-^{-1} M_{\text{eff}, \delta} \sqrt{2s + s^*} (n/\log p)^{\delta/(1+\delta)}$ , then after  $T \asymp \log(n/\log p)$  iterations, with probability at least  $1 - p^{-\xi}$  for some constant  $\xi > 0$ ,*

$$(4.2) \quad \|\boldsymbol{\theta}^T - \boldsymbol{\theta}^*\|_2 \lesssim \kappa_-^{-1} M_{\text{eff}, \delta} \sqrt{2s + s^*} \left( \frac{\log p}{n} \right)^{\frac{\delta}{1+\delta}}.$$

Theorem 4.5 formally establishes the separation of rates. The final estimation error in (4.2) depends only on  $\delta$  (the noise tail behavior), while the sample size required to enter the linear contraction regime in (4.1) depends on  $\lambda$  (the design tail behavior), as a consequence of the requirement  $\phi < 1/c_2$  in Theorem 3.5. The error rate in (4.2) aligns with the Huber regression (Sun, Zhou and Fan, 2020) but allows for the design without a finite fourth moment.

**REMARK 4.6 (Comparison with Loss Robustification).** *Our gradient-based framework offers distinct advantages over loss-modification strategies like Huber regression (Fan, Li and Wang, 2017; Sun, Zhou and Fan, 2020). Standard analysis of Huber regression typically relies on the Restricted Strong Convexity (RSC) of the empirical loss. Establishing empirical RSC when the design matrix has heavy tails (e.g., infinite fourth moments) is notoriously difficult, often leading to suboptimal rates or requiring complex modifications like data truncation. In contrast, our approach bypasses the empirical Hessian entirely. By verifying the SRCG condition at the population level and ensuring gradient stability via MoM, we achieve optimal convergence rates under significantly weaker moment assumptions on  $\mathbf{x}$  (only  $2 + 2\lambda$  moments) without sacrificing computational efficiency.*

**REMARK 4.7 (Efficiency without Sample Splitting).** *Compared to prior robust gradient descent methods (Prasad et al., 2020), which often necessitate sample splitting to decouple the statistical dependence between iterations and data, our trajectory-based analysis allows for the reuse of the full dataset at every step. This not only simplifies the implementation but also improves sample efficiency in practice, as demonstrated by the tight iteration complexity  $T \asymp \log(n/\log p)$ .*

The initialization condition in Theorem 4.5 is very mild, scaling as  $\mathcal{O}((n/\log p)^{\delta/(1+\delta)})$ . For fast convergence, we recommend the following Robust Dantzig Selector (Candès and Tao, 2007; Wang and Tsay, 2023):

$$\hat{\boldsymbol{\theta}}_{\text{DS}}(\tau_{\mathbf{x}}, \tau_{y\mathbf{x}}, R) = \arg \min_{\boldsymbol{\theta} \in \mathbb{R}^p} \|\boldsymbol{\theta}\|_1 \quad \text{such that} \quad \|\hat{\boldsymbol{\Sigma}}_{\mathbf{x}}(\tau_{\mathbf{x}})\boldsymbol{\theta} - \hat{\boldsymbol{\sigma}}_{y\mathbf{x}}(\tau_{y\mathbf{x}})\|_{\infty} \leq R,$$

where

$$\widehat{\Sigma}_{\mathbf{x}}(\tau_{\mathbf{x}}) = \frac{1}{n} \sum_{i=1}^n \mathbf{T}(\mathbf{x}_i \mathbf{x}_i^\top, \tau_{\mathbf{x}}), \quad \widehat{\sigma}_{y\mathbf{x}}(\tau_{y\mathbf{x}}) = \frac{1}{n} \sum_{i=1}^n \mathbf{T}(y_i \mathbf{x}_i, \tau_{y\mathbf{x}}),$$

and  $\mathbf{T}(\cdot, \tau)$  is the element-wise truncation operator, i.e., for any matrix  $\mathbf{A} = (a_{mn})$ ,  $\mathbf{T}(\mathbf{A}, \tau) = (t_{mn})$  with  $t_{mn} = \text{sign}(a_{mn}) \min(|a_{mn}|, \tau)$ .

**THEOREM 4.8** (Convergence of Robust DS for Linear Regression). *Under the conditions of Theorem 4.5, with appropriately tuned parameters (see Appendix B.2 of Supplementary Material), the Robust Dantzig Selector satisfies:*

$$\|\widehat{\boldsymbol{\theta}}_{\text{DS}} - \boldsymbol{\theta}^*\|_2 \lesssim \sqrt{s^*} \left( \left( \frac{\log p}{n} \right)^{\frac{\lambda}{1+\lambda}} \|\boldsymbol{\theta}^*\|_1 + \left( \frac{\log p}{n} \right)^{\frac{v}{1+v}} \right),$$

where  $v = \min(\lambda, \delta)$ .

Since  $v \leq \delta$ , the RIGHT algorithm (rate governed by  $\delta$ ) is strictly faster than the Dantzig selector (rate governed by  $\min(\lambda, \delta)$ ) whenever the design tails are heavier than the noise tails ( $\lambda < \delta$ ). This justifies the two-stage approach: use Robust DS for initialization and then use RIGHT to refine the estimate to the optimal noise floor.

## 4.2. Heavy-Tailed Logistic Regression

In this subsection, we consider the heavy-tailed feature setting for logistic regression. Similarly to the linear regression case, we have a dataset of  $n$  i.i.d. samples, denoted by  $\mathcal{D}_n = \{(\mathbf{x}_i, y_i)\}_{i=1}^n$ , where  $(\mathbf{x}_i, y_i) \in \mathbb{R}^p \times \{0, 1\}$ , and  $\boldsymbol{\theta}^* \in \mathbb{R}^p$  is assumed to be  $s^*$ -sparse. Choosing the canonical link, its conditional probability distribution can be written as:

$$P(y_i | \mathbf{x}_i) = \exp(y_i \eta_i^* - \Phi(\eta_i^*)),$$

where  $\eta_i^* = \langle \mathbf{x}_i, \boldsymbol{\theta}^* \rangle$  and  $\Phi(\eta_i^*) = \log(1 + e^{\eta_i^*})$  is the log-partition function. We use the negative log-likelihood as the loss function:

$$\mathcal{L}(\boldsymbol{\theta}; \mathbf{x}_i, y_i) = \Phi(\eta_i) - y_i \eta_i,$$

where  $\eta_i = \langle \mathbf{x}_i, \boldsymbol{\theta} \rangle$  and its gradient is

$$(4.3) \quad \nabla \mathcal{L}(\boldsymbol{\theta}, (\mathbf{x}_i, y_i)) = \frac{\exp(\eta_i)}{1 + \exp(\eta_i)} \mathbf{x}_i - y_i \mathbf{x}_i.$$

Before introducing the assumptions, we first highlight how heavy-tailed features affect logistic regression. Although the model lacks an explicit additive noise term, heavy tails increase the chance that the linear predictor  $\eta_i = \langle \mathbf{x}_i, \boldsymbol{\theta} \rangle$  takes extreme values, creating leverage points. When such a leverage point is paired with a label that is unlikely under its predicted probability (e.g., a large positive  $\eta$  with  $y = 0$  or a large negative  $\eta$  with  $y = 1$ ), the observation becomes an influential point, which can drive the loss to extreme values and distort the parameter estimation. Similar phenomena have been observed in the existing literature (Zhu and Zhou, 2021; Zhang et al., 2025).

Analogous to the linear regression setting, we impose the sparsity-restricted moment condition in the following assumption together with the sparsity-restricted eigenvalue condition in Assumption 4.2.

**ASSUMPTION 4.9** (Sparsity-Restricted Moments for Logistic Regression). *For  $\mathbf{x}$  in logistic regression, the sparsity-restricted second moment satisfies  $M_{\mathbf{x}, 2, 2(s+s^*)} < \infty$ .*

This sparsity-restricted second moment assumption for the covariate  $\mathbf{x}_i$  is far weaker than the higher order moment conditions commonly imposed in existing robust logistic regression literature. For instance, [Prasad et al. \(2020\)](#) and [Zhu and Zhou \(2021\)](#) require fourth moment of covariates. Importantly, this relaxation is not technical but methodology-driven: RIGHT shifts robustness to the gradient level. The logistic gradient (4.3) is linear in  $\mathbf{x}_i$  and never introduces higher powers of the covariate coordinates. Since  $y_i \in \{0, 1\}$  and  $\Phi'(\cdot)$  is bounded, each coordinate  $\nabla \mathcal{L}(\boldsymbol{\theta}; \mathbf{x}_i, y_i)_j$  has a finite second moment whenever  $x_{ij}$  does. Thus, no higher moment assumption on  $\mathbf{x}_i$  is required for concentration of the MoM gradient, and the stability bounds only depend on sparsity-restricted second moments as stated below.

**PROPOSITION 4.10** (SRS of MoM Gradient Estimator for Logistic Regression). *Under Assumption 4.9, for any fixed  $\boldsymbol{\theta} \in \mathbb{R}^p$  with  $\|\boldsymbol{\theta}\|_0 \leq s$ , the following bound holds with probability at least  $1 - 2p \exp(-K/8)$ :*

$$\sup_{S \subset [p], |S| \leq 2s + s^*} \|g(\boldsymbol{\theta})_S - \mathbb{E}[\nabla \mathcal{L}(\boldsymbol{\theta})]_S\|_2 \lesssim \sqrt{M_{\mathbf{x},2,1}(2s + s^*)} \sqrt{\frac{K}{n}}.$$

According to this proposition, the MoM gradient estimator for logistic regression satisfies the SRS condition with  $\phi = 0$  and  $\gamma \asymp \sqrt{M_{\mathbf{x},2,1}} \sqrt{(2s + s^*)K/n}$ . We also establish the SRCG condition for logistic regression. Different from the linear regression case, here we only consider the SRCG condition for parameter  $\boldsymbol{\theta}$  lying in a bounded  $\ell_2$ -ball.

**PROPOSITION 4.11** (SRCG for Logistic Regression). *Under Assumption 4.2, for all  $(2s + s^*)$ -sparse vectors  $\boldsymbol{\theta}$  with  $\|\boldsymbol{\theta}\|_2 \leq c_3$  for some constant  $c_3 \geq \|\boldsymbol{\theta}^*\|_2$ , the logistic loss  $\mathcal{L}(\boldsymbol{\theta}; \mathbf{x}_i, y_i)$  satisfies the  $(s, a, b)$ -SRCG condition with constants  $a = 4c_\kappa \kappa_- / \kappa_+^2$ , and  $b = c_\kappa \kappa_- / 4$ , where the positive constant  $c_\kappa$  only depends on  $\kappa_-$ .*

**THEOREM 4.12** (Convergence Rate for Heavy-Tailed Logistic Regression). *Under Assumptions 4.2 and 4.9, for RIGHT and MoM gradient estimator with  $\eta \leq 2a$ ,  $s > c_0 s^*$ , and  $K \asymp \log p$ , if the sample size satisfies*

$$n \gtrsim (c_\kappa \kappa_-)^{-2} M_{\mathbf{x},2,1} (2s + s^*) \log p,$$

*the initialization satisfies  $\|\boldsymbol{\theta}^0 - \boldsymbol{\theta}^*\|_2 \lesssim (c_\kappa \kappa_-)^{-1} \sqrt{M_{\mathbf{x},2,1}(2s + s^*)n/\log p}$ , then after  $T \asymp \log(n/\log p)$  iterations, with probability at least  $1 - p^{-\xi}$  for some constant  $\xi > 0$ ,*

$$\|\boldsymbol{\theta}^T - \boldsymbol{\theta}^*\|_2 \lesssim \frac{1}{c_\kappa \kappa_-} \sqrt{M_{\mathbf{x},2,1}(2s + s^*)} \sqrt{\frac{\log p}{n}},$$

*where  $c_\kappa$  is a positive constant depending on  $\kappa_-$  and is defined in Proposition 4.11.*

Note that our estimator achieves the same statistical rate under weaker moment conditions, compared with those in [Prasad et al. \(2020\)](#) and [Zhu and Zhou \(2021\)](#) under fourth moment, and [Negahban et al. \(2012\)](#) under sub-Gaussian distributional assumption. The optimality of the error rate and sample size complexity is further discussed in Section 5.

**REMARK 4.13** (Implicit Robustness of Bounded Gradients). *This result highlights a fundamental phase transition governed by the loss geometry. In linear regression, the unbounded residuals couple with heavy-tailed designs to create a multiplicative noise structure, forcing the sample complexity to scale with the design tail index  $\lambda$ . In contrast, for logistic regression, the Lipschitz continuity of the loss (bounded gradient) effectively truncates the design tails. Consequently, RIGHT achieves the standard  $\mathcal{O}(n^{-1/2})$  rate and standard sample complexity assuming only finite second moments. This formalizes the intuition that classification is inherently more robust to covariate outliers than regression.*



### 4.3. Heavy-Tailed Sparse Multi-Response Linear Regression

The RIGHT framework can extend naturally from vector valued sparse parameters to any parameters with group sparse structures, as long as changing the corresponding projection operator. In this subsection we demonstrate the approach for the multi-response linear regression model.

Let  $\mathbf{y}_i \in \mathbb{R}^m$  denote the response vector for the  $i$ -th observation with

$$\mathbf{y}_i^\top = \mathbf{x}_i^\top \Theta^* + \boldsymbol{\epsilon}_i^\top, \quad i = 1, \dots, n,$$

where  $\mathbf{x}_i \in \mathbb{R}^p$  is the feature vector,  $\Theta^* \in \mathbb{R}^{p \times m}$  is the matrix of unknown parameters, and  $\boldsymbol{\epsilon}_i \in \mathbb{R}^m$  is the noise vector satisfying  $\mathbb{E}[\boldsymbol{\epsilon}_i | \mathbf{x}_i] = \mathbf{0}$ . We assume  $(\mathbf{x}_i, \mathbf{y}_i)_{i=1}^n$  are i.i.d. samples. Without loss of generality, we assume centered data,  $\mathbb{E}[\mathbf{x}_i] = \mathbf{0}$  and  $\mathbb{E}[\mathbf{y}_i] = \mathbf{0}$ . A *row-sparsity* constraint is imposed on  $\Theta^*$ : we assume that at most  $s^*$  rows of  $\Theta^*$  are non-zero. This structure, often referred to as the support union model (Obozinski, Wainwright and Jordan, 2011) or multi-task learning with shared design (Lounici et al., 2011), couples the variable selection across the  $m$  responses.

The RIGHT algorithm applies naturally to the matrix parameter  $\Theta$ . The projection operator  $\mathcal{P}_s(\cdot)$  is defined as the row-wise hard-thresholding operator, which retains the  $s$  rows with the largest  $\ell_2$  norms and sets the remaining rows to zero. For the robust gradient estimator, we employ the element-wise MoM estimator. Specifically, the block-mean gradient for block  $k$  is  $\bar{g}_k(\Theta) = B^{-1} \sum_{i \in \mathcal{B}_k} \mathbf{x}_i (\mathbf{x}_i^\top \Theta - \mathbf{y}_i^\top)$ , and the final estimator  $g(\Theta; K)$  is obtained by taking the coordinate-wise median

$$g(\Theta; K)_{j,l} = \text{median} \{ \bar{g}_k(\Theta)_{j,l} : 1 \leq k \leq K \}, \quad 1 \leq j \leq p, \quad 1 \leq l \leq m.$$

We analyze the least squares loss  $\mathcal{L}(\Theta; \mathbf{x}_i, \mathbf{y}_i) = (1/2) \|\mathbf{y}_i^\top - \mathbf{x}_i^\top \Theta\|_2^2$ , with population gradient  $\mathbf{G}(\Theta) = \mathbb{E}[\mathbf{x}_i \mathbf{x}_i^\top] \Theta - \mathbb{E}[\mathbf{x}_i \mathbf{y}_i^\top]$ . Under the sparsity-restricted eigenvalue condition (Assumption 4.2), the SRCG condition holds for the matrix-valued loss.

**PROPOSITION 4.14 (SRCG for Multi-Response Linear Regression).** *Under Assumption 4.2, the least squares loss satisfies the  $(s, a, b)$ -SRCG condition with  $a = \kappa_- / (2\kappa_+^2)$  and  $b = \kappa_- / 2$ . That is, for any  $\Theta$  with row-sparsity at most  $2s + s^*$ ,*

$$\langle \mathbf{G}(\Theta), \Theta - \Theta^* \rangle \geq a \|\mathbf{G}(\Theta)_{\text{supp}(\Theta)}\|_F^2 + b \|\Theta - \Theta^*\|_F^2.$$

To establish the stability of the gradient estimator, we introduce the vector-noise analogue of the sparsity-restricted moment condition.

**ASSUMPTION 4.15 (Sparsity-Restricted Moments).** *There exist  $\lambda \in (0, 1]$  and  $\delta \in (0, 1]$  such that  $M_{\mathbf{x}, 2+2\lambda, s+s^*} < \infty$  and  $M_{\boldsymbol{\epsilon}, 1+\delta} := \sup_{\mathbf{x}, \|\mathbf{v}\|_2=1} \mathbb{E} [|\boldsymbol{\epsilon}_i^\top \mathbf{v}|^{1+\delta} | \mathbf{x}_i = \mathbf{x}] < \infty$ .*

Under this assumption, we derive the SRS bound. A key technical achievement here is the sample complexity dependence on  $m + \log p$  rather than  $m \log p$ , exploiting the group sparsity structure.

**PROPOSITION 4.16 (SRS of MoM Gradient for Multi-Response Regression).** *Under Assumption 4.15, for any fixed  $\Theta$  with row-sparsity at most  $s$ , the following bound holds with probability at least  $1 - 2 \cdot 5^m \exp(-K/8)$ ,*

$$\begin{aligned} & \sup_{S \subset [p], |S| \leq 2s+s^*} \|g(\Theta; K)_S - \mathbb{E}[\nabla \mathcal{L}(\Theta)]_S\|_F \\ & \lesssim \sqrt{2s + s^*} \left[ M_{\mathbf{x}, 2+2\lambda, s+s^*}^{1/(1+\lambda)} \left( \frac{K}{n} \right)^{\frac{\lambda}{1+\lambda}} \|\Theta - \Theta^*\|_F + M_{\text{eff}, \delta} \left( \frac{K}{n} \right)^{\frac{\delta}{1+\delta}} \right], \end{aligned}$$

where  $M_{\text{eff}, \delta} = (M_{\boldsymbol{\epsilon}, 1+\delta} M_{\mathbf{x}, 1+\delta, s+s^*})^{1/(1+\delta)}$ .

By selecting  $K = C(m + \log p)$  for a sufficiently large constant, we have the following convergence rate for multi-response linear regression.

**THEOREM 4.17 (Convergence Rate for Multi-Response Linear Regression).** *Under Assumptions 4.2 and 4.15, for RIGHT and MoM gradient estimators with  $\eta \leq 2a$ ,  $s > c_0 s^*$ , and  $K \asymp m + \log p$ , if the sample size satisfies*

$$n \gtrsim \kappa_-^{-(1+\lambda)/\lambda} M_{\mathbf{x}, 2+2\lambda, s+s^*}^{1/\lambda} (2s + s^*)^{(1+\lambda)/(2\lambda)} (\log p + m),$$

*and the initialization satisfies  $\|\Theta^0 - \Theta^*\|_F \lesssim \kappa_-^{-1} M_{\text{eff}, \delta} \sqrt{2s + s^*} [n/(m + \log p)]^{\delta/(1+\delta)}$ , after  $T \asymp \log(n/(m + \log p))$  iterations, with probability at least  $1 - p^\xi$  for some constant  $\xi > 0$ ,*

$$\|\Theta^T - \Theta^*\|_F \lesssim \frac{1}{\kappa_-} M_{\text{eff}, \delta} \sqrt{2s + s^*} \left( \frac{m + \log p}{n} \right)^{\frac{\delta}{1+\delta}}.$$

For multi-response regression, RIGHT attains the comparable statistical rate as in the single-response case, with an additional dependence on  $m$  reflecting the response dimensionality. When  $\delta = 1$ , this result matches those under sub-Gaussian or finite fourth moment conditions for noise in Lounici et al. (2011) and Obozinski, Wainwright and Jordan (2011). Our results extend these guarantees to heavy-tailed regimes, showing that RIGHT achieves the desirable rate under substantially weaker, sparsity-restricted moment assumptions. The optimality of the rate error and sample complexity is further discussed in Section 5.

**REMARK 4.18 (Scalability with Dimension  $m$ ).** *The sample complexity scaling  $m + \log p$  is particularly advantageous in high-dimensional multi-task settings where  $p$  is large. A naive application of vector-based robust regression would typically yield a dependency of  $m \log p$ . By leveraging the row-sparsity structure within the MoM gradient estimator (computing medians of block-wise Frobenius norms or row-vectors), our method properly aggregates information across tasks, achieving a rate that is optimal up to constants.*

Similar to single response case, the initialization condition in Theorem 4.17 is also mild even for a small  $n$ . A practical choice is to use the robust multi-response Dantzig Selector as the initializer, defined as

$$\hat{\Theta}_{\text{DS}}(\tau_{\mathbf{x}}, \tau_{\mathbf{y}\mathbf{x}}, R) = \arg \min_{\Theta \in \mathbb{R}^{p \times m}} \|\Theta\|_{2,1} \quad \text{such that} \quad \|\hat{\Sigma}_{\mathbf{x}}(\tau_{\mathbf{x}})\Theta - \hat{\Sigma}_{\mathbf{y}\mathbf{x}}(\tau_{\mathbf{y}\mathbf{x}})\|_\infty \leq R.$$

where

$$\hat{\Sigma}_{\mathbf{x}}(\tau_{\mathbf{x}}) = \frac{1}{n} \sum_{i=1}^n \text{T}(\mathbf{x}_i \mathbf{x}_i^\top, \tau_{\mathbf{x}}) \quad \text{and} \quad \hat{\Sigma}_{\mathbf{y}\mathbf{x}}(\tau_{\mathbf{y}\mathbf{x}}) = \frac{1}{n} \sum_{i=1}^n \text{T}(\mathbf{y}_i \mathbf{x}_i, \tau_{\mathbf{y}\mathbf{x}}).$$

## 5. Minimax Optimality and Sample Complexity

In this section, we derive minimax lower bounds to assess the optimality of our proposed estimators. We rigorously distinguish between the *estimation rate* (the final accuracy achievable with infinite compute or perfect initialization) and the *sample complexity* (the number of samples required to guarantee the stability of the gradient field for successful optimization). The proofs of lower bounds results are provided in Appendix E of Supplementary Material.

### 5.1. Minimax Lower Bounds for Estimation Rate

We first derive the minimax lower bound for the estimation error  $\|\hat{\boldsymbol{\theta}} - \boldsymbol{\theta}^*\|_2$  in linear regression. We consider the class of distributions  $\mathcal{P}(\delta, \lambda)$  for the model  $y_i = \mathbf{x}_i^\top \boldsymbol{\theta}^* + \epsilon_i$ , defined by pairs  $(\mathbf{x}_i, \epsilon_i)$  satisfying the sparsity-restricted moment conditions of Assumption 4.1, along with independence between noise and design:

$$\mathcal{P}(\delta, \lambda) := \{(\mathbf{x}_i, \epsilon_i) : \mathbf{x}_i \perp \epsilon_i, \mathbb{E}[\epsilon_i] = 0, M_{\epsilon, 1+\delta} \leq C_1, M_{\mathbf{x}, 2+2\lambda, s+s^*} \leq C_2\},$$

for fixed constants  $C_1, C_2 > 0$ .

**THEOREM 5.1** (Minimax Lower Bound for Linear Regression). *Let  $s^* \geq 1$  and  $p > s^*$ . There exists a constant  $c > 0$  depending on  $C_1, C_2, \delta$ , such that for any sample size  $n$ , the minimax risk over the class  $\mathcal{P}(\delta, \lambda)$  satisfies*

$$\inf_{\hat{\boldsymbol{\theta}}} \sup_{\substack{\|\boldsymbol{\theta}^*\|_0 \leq s^* \\ \mathcal{P} \in \mathcal{P}(\delta, \lambda)}} \mathbb{E} \left[ \|\hat{\boldsymbol{\theta}} - \boldsymbol{\theta}^*\|_2 \right] \geq c \sqrt{s^*} \left( \frac{\log p}{n} \right)^{\frac{\delta}{1+\delta}},$$

where the infimum is taken over all measurable estimators  $\hat{\boldsymbol{\theta}}$ .

This lower bound scales with  $n^{-\delta/(1+\delta)}$ , matching the upper bound of the RIGHT algorithm in Theorem 4.5. This confirms that the polynomial degradation of the convergence rate is information-theoretically unavoidable when noise variance is infinite ( $\delta < 1$ ), establishing the minimax optimality of our method. Also, this lower bound result aligns with the robust statistics literature (Devroye et al., 2016; Sun, Zhou and Fan, 2020; Tan, Sun and Witten, 2023). Notably, this rate is independent of the design tail index  $\lambda$ , suggesting that heavy-tailed features do not fundamentally limit the *asymptotic* accuracy of the estimator.

### 5.2. Sample Size Lower Bound for Gradient Stability

While Theorem 5.1 suggests that  $\lambda$  does not affect the final estimation rate, our algorithmic analysis in Theorem 4.5 requires a sample size scaling with  $\lambda$  (via  $\sqrt{s^*} n^{-\lambda/(1+\lambda)} < 1/c_2$ ) to guarantee contraction. We now prove that this requirement is not an artifact of our analysis, but a fundamental lower bound for estimating the geometry of the problem.

In gradient-based optimization, the algorithm relies on the estimated gradient pointing in a descent direction. For linear regression, the population gradient is  $\mathbf{G}(\mathcal{P}, \boldsymbol{\theta}) = \mathbb{E}_{\mathcal{P}}[-\epsilon_i \mathbf{x}_i + \mathbf{x}_i \mathbf{x}_i^\top (\boldsymbol{\theta} - \boldsymbol{\theta}^*)]$ . The difficulty of estimating this object depends on the concentration of the random vector  $\mathbf{x}_i \mathbf{x}_i^\top (\boldsymbol{\theta} - \boldsymbol{\theta}^*)$ , which involves the product of heavy-tailed designs.

**THEOREM 5.2** (Minimax Lower Bound for Gradient Estimation). *Fix  $\lambda \in (0, 1]$  and  $\delta \in (0, 1]$ . Consider a fixed parameter  $\boldsymbol{\theta}$  and let  $S = \text{supp}(\boldsymbol{\theta}) \cup \text{supp}(\boldsymbol{\theta}^*)$ . The minimax error for estimating the population gradient  $\mathbf{G}(\mathcal{P}, \boldsymbol{\theta})$  restricted to  $S$  over the class  $\mathcal{P}(\delta, \lambda)$  satisfies:*

$$\inf_{\hat{\mathbf{g}}} \sup_{\mathcal{P} \in \mathcal{P}(\delta, \lambda)} \mathbb{E} [\|\hat{\mathbf{g}}_S - \mathbf{G}(\mathcal{P}, \boldsymbol{\theta})_S\|_2] \gtrsim \sqrt{s^*} n^{-\frac{\lambda}{1+\lambda}} \|\boldsymbol{\theta} - \boldsymbol{\theta}^*\|_2.$$

Theorem 5.2 reveals a fundamental sample complexity bottleneck. The lower bound consists of a multiplicative term scaling as  $n^{-\lambda/(1+\lambda)}$ , matching the MoM gradient estimator upper bound in (4.3) up to a logarithm factor. For any gradient-based algorithm to achieve linear contraction (i.e., to reduce the error  $\|\boldsymbol{\theta} - \boldsymbol{\theta}^*\|_2$  by a constant factor), the gradient estimation error must be strictly smaller than the current parameter error. This requires the multiplicative factor  $\sqrt{s^*} n^{-\lambda/(1+\lambda)}$  to be small, directly implying a sample size requirement  $n \gtrsim (s^*)^{(1+\lambda)/2\lambda}$ . It shows that the sample complexity for MoM in Theorem 4.5 is nearly optimal for stability.

**REMARK 5.3 (Algorithmic Necessity).** *It is important to clarify that this lower bound applies specifically to the task of local gradient estimation. While this condition dictates the stability region for iterative algorithms like RIGHT, it does not necessarily imply that global estimators are subject to the same barrier. However, within the class of computationally efficient, first-order iterative methods, this sample complexity appears to be a fundamental price for robustness against heavy-tailed designs.*

Combining all upper and lower bounds, our analysis reveals a fundamental decoupling in heavy-tailed sparse regression: the final estimation error is governed by the noise tail index  $\delta$ , while the sample complexity required for stability is governed by the design tail index  $\lambda$ . We visualize these two distinct regimes to highlight the *rate adaptation* and *sample complexity barrier* phenomena.

Figure 1 in Section 1 illustrates these relationships. In Panel (a), the exponent  $\zeta$  governs the statistical error  $\|\hat{\boldsymbol{\theta}} - \boldsymbol{\theta}^*\|_2 \asymp \sqrt{s^*(\log p/n)^\zeta}$ . For very heavy-tailed noise ( $\delta \rightarrow 0$ ),  $\zeta \rightarrow 0$ , indicating extremely slow convergence. As  $\delta$  increases, the rate accelerates smoothly as  $\delta/(1+\delta)$ . A critical phase transition occurs at  $\delta = 1$ : once the noise has finite variance, the rate locks into the standard Gaussian rate  $\zeta = 1/2$ , and further light-tailed assumptions do not improve the asymptotic rate. In Panel (b), the exponent  $\eta$  governs the minimal sample size  $n \gtrsim (s^*)^\eta \log p$  required for the algorithm to succeed. For heavy-tailed designs ( $\lambda < 1$ ), we face a sample complexity barrier where  $\eta > 1$ . Specifically, as  $\lambda \rightarrow 0$ ,  $\eta \rightarrow \infty$ , implying that learning becomes sample-inefficient. The transition occurs at  $\lambda = 1$ : once the design possesses finite fourth moments, the sample complexity becomes linear in sparsity ( $\eta = 1$ ), matching standard high-dimensional theory.

This decoupling clarifies the distinct roles of noise and design: noise limits precision, while design limits stability. Our theory covers the full spectrum from heavy-tailed ( $\delta, \lambda < 1$ ) to light-tailed regimes, recovering classical results as boundary cases.

### 5.3. Extensions to Logistic Regression and Multi-Response Regression

We now extend our minimax analysis to broader model classes. These results highlight a critical distinction: the heavy-tailed design bottleneck is not universal, but rather depends on whether the loss function's gradient is bounded.

For binary classification with the logistic model  $P(y = 1|\mathbf{x}) = \sigma(\mathbf{x}^\top \boldsymbol{\theta}^*)$ , the gradient is naturally bounded relative to the covariates. This feature fundamentally alters the robustness landscape compared to linear regression.

**THEOREM 5.4 (Minimax Rate for Logistic Regression).** *Suppose samples are drawn from the logistic regression model with  $\boldsymbol{\theta}^* \in \Theta_0(s^*) = \{\boldsymbol{\theta} \in \mathbb{R}^p : \|\boldsymbol{\theta}\|_0 \leq s^*\}$ . Under the assumption that covariates  $\mathbf{x}$  have finite second moments (i.e., implicitly  $\lambda \geq 0$ ), the minimax risk satisfies:*

$$\inf_{\hat{\boldsymbol{\theta}}} \sup_{\|\boldsymbol{\theta}^*\|_0 \leq s^*} \mathbb{E} \left[ \|\hat{\boldsymbol{\theta}} - \boldsymbol{\theta}^*\|_2 \right] \gtrsim \sqrt{\frac{s^* \log p}{n}}.$$

This lower bound matches the upper bound in Theorem 4.12. Notably, the rate follows the standard parametric scaling  $\mathcal{O}(n^{-1/2})$  and is independent of higher-order moment conditions on the design. This confirms that for bounded-gradient models, heavy-tailed designs do not degrade the asymptotic estimation rate, provided the variance exists.

We further show that this implicit robustness extends to the sample complexity required for gradient stability.

**COROLLARY 5.5** (Gradient Estimation Lower Bound for Logistic Regression). *Consider the logistic regression setting with  $\theta^* = \mathbf{0}$ . Let  $\mathbf{g}(\mathcal{P}, \theta) = \mathbb{E}[(\sigma(\mathbf{x}^\top \theta) - y)\mathbf{x}]$  be the population gradient at a probe point  $\theta$ . Assume the covariates  $\mathbf{x}$  have a finite second moment  $\Sigma_{\mathbf{x}}$ . The minimax lower bound for estimating the projected gradient  $\mathbf{g}(\mathcal{P}, \theta)_S$  satisfies:*

$$\inf_{\hat{\mathbf{g}}} \sup_{\mathcal{P} \in \mathcal{P}(\delta, \lambda)} \mathbb{E} [\|\hat{\mathbf{g}}_S - \mathbf{g}(\mathcal{P}, \theta)_S\|_2] \gtrsim \sqrt{\frac{s^*}{n}}.$$

Crucially, this corollary confirms that logistic regression avoids the  $\lambda$ -dependent sample complexity bottleneck observed in linear regression. Because the gradient magnitude is controlled by the mean of  $\mathbf{x}$  (rather than the covariance of  $\mathbf{x}$ ), the stability threshold scales linearly with sparsity ( $n \gtrsim s^*$ ), matching standard light-tailed regimes.

In contrast, we show that the heavy-tailed bottlenecks persist for multi-response linear regression, where the loss function remains unbounded.

**THEOREM 5.6** (Minimax Rate for Multi-Response Regression). *Suppose the noise vector  $\epsilon$  satisfies the component-wise heavy-tailed moment condition with index  $\delta$ . The minimax risk in the Frobenius norm satisfies:*

$$\inf_{\hat{\Theta}} \sup_{\|\Theta^*\|_{2,0} \leq s^*} \mathbb{E} [\|\hat{\Theta} - \Theta^*\|_F] \gtrsim \sqrt{s^*} \left( \frac{m + \log p}{n} \right)^{\frac{\delta}{1+\delta}}.$$

This generalizes the scalar linear regression bound, matching the upper bound in Proposition 4.16 with  $K \asymp m + \log p$ . The convergence rate is penalized by the noise tail index  $\delta$ , confirming that having multiple tasks does not mitigate the information loss caused by infinite variance in the response variables.

**COROLLARY 5.7** (Gradient Estimation Lower Bound for Multi-Response Regression). *Consider the multi-response setting. The minimax lower bound for estimating the gradient matrix  $\mathbf{G}(\mathcal{P}, \Theta)$  restricted to the support  $S$  satisfies:*

$$\inf_{\hat{\mathbf{G}}} \sup_{\mathcal{P} \in \mathcal{P}(\delta, \lambda)} \mathbb{E} [\|\hat{\mathbf{G}}_S - \mathbf{G}(\mathcal{P}, \Theta)_S\|_F] \gtrsim \left( \frac{s^*}{n} \right)^{\frac{\lambda}{1+\lambda}} \|\Theta - \Theta^*\|_F.$$

This confirms that the “price of robustness” regarding sample complexity is universal for unbounded losses. Just as in scalar linear regression, estimating the curvature in multi-response models requires estimating the second moment of the design. When the design is heavy-tailed ( $\lambda < 1$ ), this incurs a multiplicative sample size penalty  $n \gtrsim (s^*)^{(1+\lambda)/\lambda}$ .

## 6. Numerical Studies

In this section, we present numerical experiments to validate our theoretical findings. First, we verify the specific dependency of the estimation error rate on the noise tail index  $\delta$ . Second, we verify the sample complexity barrier with respect to design tail index  $\lambda$ . Finally, we benchmark the proposed RIGHT algorithm against other robust high-dimensional regression methods in both single-response and multi-response settings. The source code for our experiments is available at: [https://github.com/kaiyuantongbao/RIGHT\\_Code\\_Github](https://github.com/kaiyuantongbao/RIGHT_Code_Github).

## 6.1. Verification of Estimation Error Rate Adaptation

We first verify the theoretical prediction of Theorem 4.5, which states that the convergence rate adapts to the noise tail index  $\delta$  as  $\mathcal{O}(n^{-\delta/(1+\delta)})$ . Specifically, after sufficient iterations, the log-error should scale as:

$$\log(\|\hat{\boldsymbol{\theta}} - \boldsymbol{\theta}^*\|_2) \approx -\zeta(\delta) \log n + C_\delta, \quad \text{with } \zeta(\delta) = \min(\delta/(1+\delta), 1/2).$$

We set  $n \in [300, 20006]$ ,  $p = 600$ , and  $s^* = 5$  with  $\boldsymbol{\theta}^* = (5, -5, 6, -6, 7, 0, 0, \dots, 0)^\top$ . The design is Gaussian  $\mathbf{x}_i \sim N_p(\mathbf{0}, \mathbf{I}_p)$ . The noise follows a Student's  $t$ -distribution with degrees of freedom  $\nu \in \{1.2, 1.4, 1.6, 1.8, 2.5, 6\}$ . These correspond to tail indices  $\delta \in \{0.15, 0.35, 0.55, 0.75, 1.45, 4.95\}$  (since the  $(1+\delta)$ -th moment exists if  $\delta < \nu - 1$ ). We initialize with  $\boldsymbol{\theta}^0 = \mathbf{0}$ , set  $K \approx \log(p \log n)$ ,  $s = 10$ , and step size  $\eta = 0.02$ . We run  $T = 250$  iterations and average results over 100 trials.

Figure 2 plots the log-error versus  $\log n$ . To facilitate comparison, curves are normalized to intersect at  $n = 366$ . The accompanying table reports the empirical slopes obtained via linear regression on the log-log data. The results confirm our theory: as  $\delta$  increases, the slope steepens, closely matching the theoretical prediction  $-\delta/(1+\delta)$ . Furthermore, we observe the predicted saturation: for  $\delta > 1$  (i.e.,  $\nu = 2.5$  and 6), the slopes stabilize near  $-0.5$ , confirming that once the noise has finite variance, the rate locks into the standard parametric rate  $n^{-1/2}$ .

## 6.2. Verification of Sample Complexity Barrier

We verify the sample size requirement in Theorem 5.2 for linear regression, which states that the required sample size  $n$  should scale with the moment parameter  $\lambda$  as

$$\log \|\hat{\mathbf{g}} - \mathbf{G}(\mathcal{P}, \boldsymbol{\theta})\|_2 \asymp -\zeta(\lambda) \log n + C,$$

where  $\zeta(\lambda) = \min(\lambda/(1+\lambda), 1/2)$ .

We vary the sample size  $n$  over  $[300, 9000]$ , fix  $p = 600$ , and set the ground-truth parameter to  $\boldsymbol{\theta}^* = (5, -5, 6, -6, 7, 0, \dots, 0)$ . Features are drawn from a multivariate  $t$  distribution with degrees of freedom  $\nu \in \{2.2, 2.4, 2.8, 3.2, 3.6, 22, 32\}$ , corresponding to moment parameters  $\lambda \in \{0.09, 0.19, 0.39, 0.59, 0.79, 9.99, 15.99\}$ . The noise follows a standard normal distribution.

We estimate the gradient at  $\boldsymbol{\theta} = (0, 0, 0, 0, 0, 5, -5, 6, -6, 7, 0, \dots, 0)$  using the MoM estimator. Results are averaged over 200 independent replications and summarized in Figure 3. The empirical slopes steepen as  $\lambda$  increases up to  $\lambda = 1$  and closely match the theoretical slopes given by  $\zeta(\lambda)$ , thereby validating the sample-size requirement.

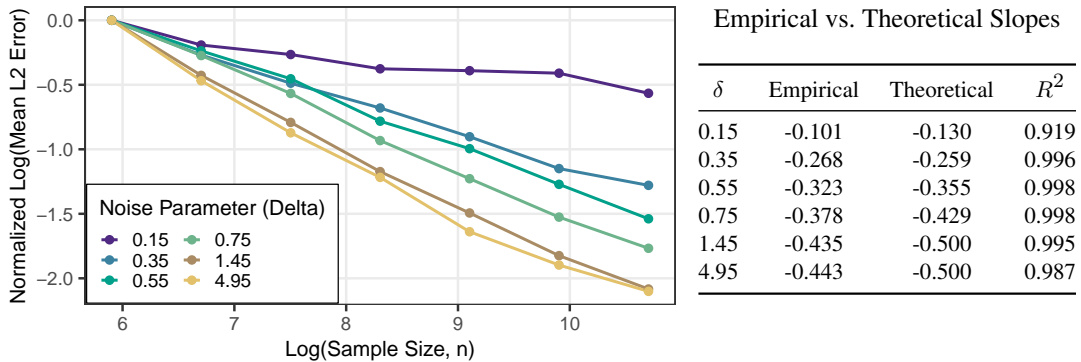
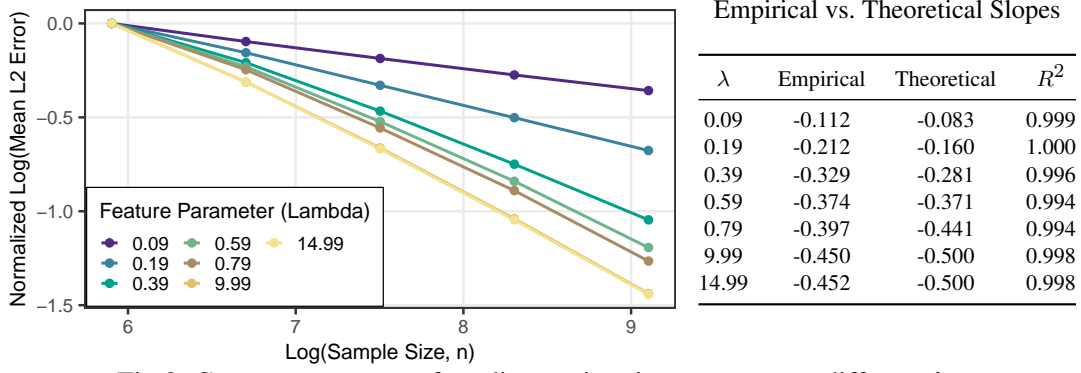


Fig 2: Estimation error rates of the RIGHT across different  $\delta$ .



Fig 3: Convergence rates of gradient estimation error across different  $\lambda$ .

### 6.3. Comparative Performance Evaluation

We benchmark RIGHT against leading robust sparse regression methods: Lasso (Tibshirani, 1996), Adaptive Huber (Sun, Zhou and Fan, 2020), Shrinkage Method (Fan, Wang and Zhu, 2021), and standard IHT (Jain, Tewari and Kar, 2014).

#### 6.3.1. Linear Regression

We generate data  $\mathbf{y} = \mathbf{X}\boldsymbol{\theta}^* + \boldsymbol{\epsilon}$  with  $p = 600$ ,  $s^* = 5$ , and varying  $n$ . To create both heavy-tailed design and noise, we draw rows of  $\mathbf{X}$  from a multivariate  $t$ -distribution with  $\nu_x = 2.5$  (infinite 4th moments), and  $\boldsymbol{\epsilon}$  from a  $t$ -distribution with  $\nu_\epsilon = 1.5$  (infinite variance). Hyperparameters for all methods are tuned via cross-validation on an independent validation set (see details in Appendix F of Supplementary Material).

Figure 4 presents the results. Standard IHT fails catastrophically, diverging for all sample sizes; this confirms that without gradient robustification, heavy-tailed designs destabilize the iterative trajectory. Standard Lasso performs poorly due to its sensitivity to heavy-tailed noise. While Adaptive Huber and Shrinkage methods improve upon Lasso, RIGHT achieves the lowest estimation error across all sample sizes. This performance gap is attributed to our gradient-based handling of the design matrix, whereas loss-based methods like Huber often struggle when infinite design moments distort the empirical Hessian.

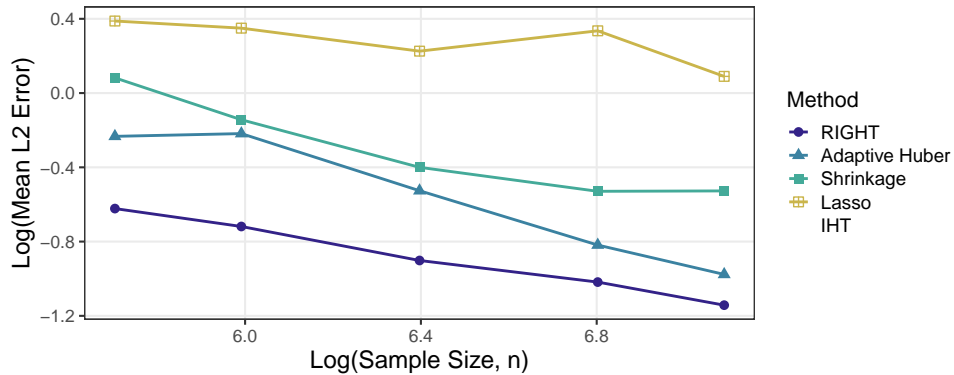


Fig 4: Linear regression performance comparison.

### 6.3.2. Logistic Regression

We generate data with  $p = 600$ , sparsity  $s^* = 5$ , and varying  $n$ . The true coefficient vector  $\theta^*$  has its non-zero elements drawn from  $\text{Uniform}(0.5, 1.5)$ . To create a challenging heavy-tailed design, the rows of the feature matrix  $\mathbf{X} \in \mathbb{R}^{n \times p}$  are generated from a multivariate  $t$ -distribution with  $\nu_x = 2.1$  degrees of freedom and scaled by a factor of 3. The binary response  $y_i$  is drawn from a Bernoulli distribution with success probability  $p_i = (1 + \exp(-\mathbf{x}_i^\top \theta^*))^{-1}$ . Each simulation setting is repeated for 200 independent trials, and we report the average  $\ell_2$  estimation error,  $\|\hat{\theta} - \theta^*\|_2$ .

Figure 5 summarizes the results. The Shrinkage method performs only slightly better than Lasso, since its robustness is limited when the features lack finite fourth moments. IHT requires a small step size and a large number of iterations; however, its error increases with sample size, indicating instability under heavy-tailed designs. In contrast, RIGHT’s robust gradient estimation effectively mitigates the influence of extreme leverage points, thereby achieving superior accuracy.

### 6.3.3. Multi-Response Linear Regression

We generate  $\mathbf{Y} = \mathbf{X}\Theta^* + \mathbf{E}$  with  $p = 200$  features and  $m = 4$  responses. The true parameter  $\Theta^*$  has row-sparsity  $s^* = 2$ . We employ an even heavier design distribution:  $\mathbf{X}$  follows a multivariate  $t$  with  $\nu_x = 3.5$ , and noise  $\mathbf{E}$  follows a multivariate  $t$  with  $\nu_e = 1.5$ . We compare RIGHT against Group Lasso (Yuan and Lin, 2006; Lounici et al., 2011) and generalized versions of the robust baselines.

As shown in Figure 6, RIGHT maintains its superiority in the multi-task setting. Standard IHT not only fails to converge but exhibits increasing error with sample size, a counter-intuitive phenomenon caused by the increased likelihood of encountering extreme leverage points in larger samples. RIGHT, Adaptive Huber, and Shrinkage form the top tier, but RIGHT consistently leads. The effective aggregation of gradient information across  $m$  tasks via the block-wise Frobenius median allows RIGHT to efficiently leverage the group structure even in the presence of extreme outliers.

## 6.4. Real Data Application:

We demonstrate the practical utility of RIGHT by applying it to the Riboflavin dataset (Bühlmann, Kalisch and Meier, 2014), a canonical benchmark in high-dimensional genomics available in the `hdi` R package. The dataset consists of  $n = 71$  samples of *Bacillus subtilis*

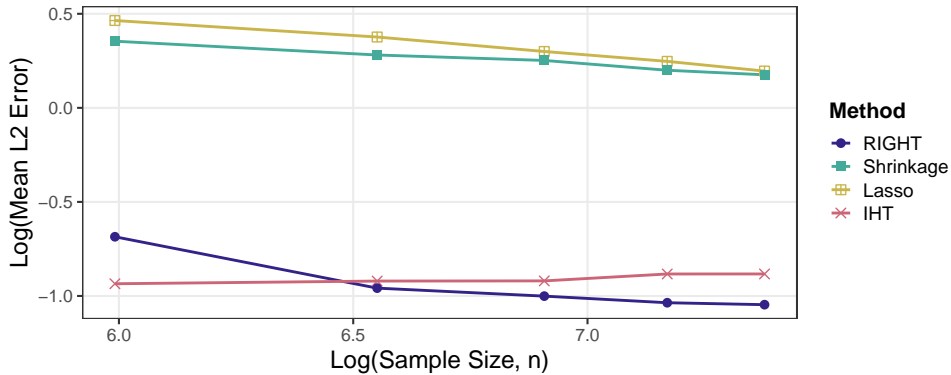


Fig 5: Logistic regression performance comparison.

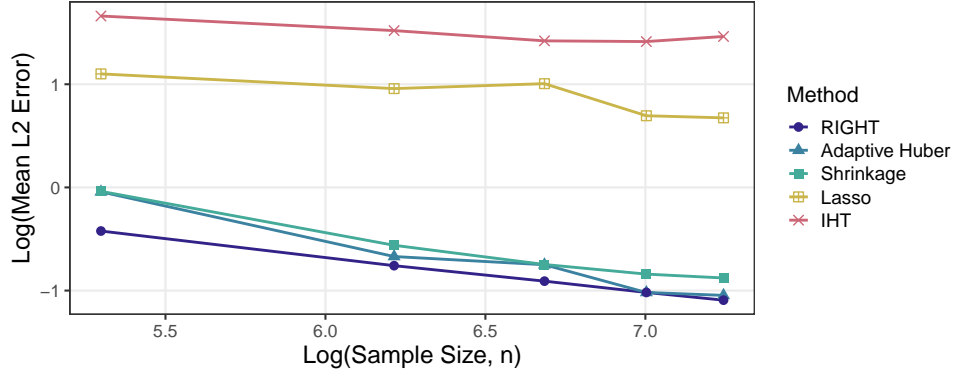


Fig 6: Multi-response regression performance comparison.

with  $p = 4,088$  log-transformed gene expression levels as covariates and the log-transformed riboflavin production rate as the response.

This dataset represents a challenging high-dimensional regime ( $p \gg n$ ) complicated by distributional heavy tails. According to Figure 7, diagnostic Q-Q plots of the response and kurtosis histograms of the gene expression features reveal significant deviations from Gaussianity. Furthermore, as detailed in Appendix F of Supplementary Material, the residuals obtained from an initial RIGHT fit exhibit heavy-tailed behavior, confirming that standard sub-Gaussian error assumptions are violated.

Similarly to simulation experiments, we benchmark RIGHT against standard IHT, Lasso, Adaptive Huber, and Shrinkage method. To ensure that the variable scaling itself is not distorted by outliers, we robustly center the response by its median and standardize all covariates using the median and the median absolute deviation (MAD). We evaluate predictive performance using random subsampling: the data is randomly partitioned into a training set (80%) and a testing set (20%). Given the heavy-tailed nature of the errors, besides the MSE, we also report the Mean Absolute Prediction Error (MAPE) on the test set:

$$\text{MAPE}(\hat{\theta}) = \frac{1}{n_{\text{test}}} \sum_{i=1}^{n_{\text{test}}} \left| y_i^{\text{test}} - \langle \mathbf{x}_i^{\text{test}}, \hat{\theta} \rangle \right|.$$

Hyperparameters for all methods are selected via cross-validation on the training set, following the protocol in Section 6.3.1.

The results are summarized in Table 2. For MAPE, Standard IHT performs the worst, likely due to the instability of the non-robust empirical gradient in the presence of high-leverage points. While the robust loss-based methods (Adaptive Huber and Shrinkage) improve upon the Lasso, RIGHT achieves a significantly lower prediction error (0.242). This

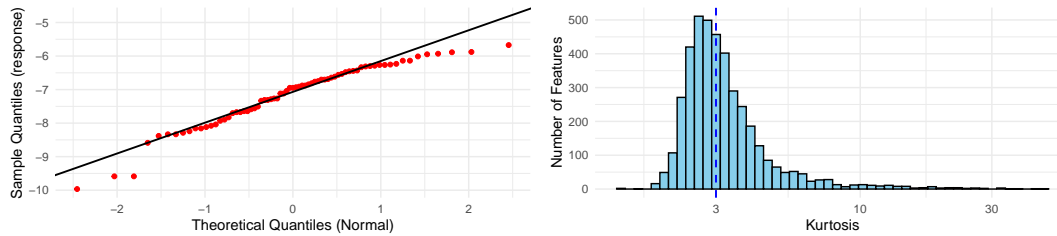


Fig 7: Q-Q plot of responses and histogram of features kurtosis from data set riboflavin.

TABLE 2  
*Riboflavin Prediction Performance.*

<b>Method</b>	Standard IHT	Lasso	Adaptive Huber	Shrinkage	<b>RIGHT (Ours)</b>
<b>MAPE</b>	0.462	0.428	0.418	0.330	<b>0.242</b>
<b>MSE</b>	0.313	0.398	0.416	0.275	<b>0.083</b>

performance gap underscores our theoretical findings: while loss robustification handles heavy-tailed errors, gradient robustification (as in RIGHT) is required to effectively mitigate the influence of heavy-tailed design matrices, which are prevalent in genomic expression data. For MSE, RIGHT again outperforms all baselines by a wide margin, confirming its robustness and accuracy in real-world heavy-tailed scenarios.

## Supplementary Material for "MINIMAX OPTIMAL ROBUST SPARSE REGRESSION WITH HEAVY-TAILED DESIGNS: A GRADIENT-BASED APPROACH"

This supplementary material presents the technical proofs of the theoretical results in the main paper. Appendix A presents the computational convergence analysis of the RIGHT algorithm. Appendices B, C, and D present the statistical guarantees of the proposed methodology for the heavy-tailed linear regression, logistic regression, and multi-response regression, respectively. Appendix E presents the minimax lower bound results under heavy-tailed distributions. Additional details of simulation experiments and real data application are presented in Appendix F.

### APPENDIX A: ALGORITHM CONVERGENCE ANALYSIS OF RIGHT

This appendix proves the convergence analysis of RIGHT (Algorithm 2), and establishes the relationship between RSC/RSS conditions on sparse sets and SRCG condition in Proposition 3.2.

#### A.1. Proof of Proposition 3.2

**PROOF OF PROPOSITION 3.2.** By the definitions of  $\alpha$ -restricted strong convexity (RSC) and  $\beta$ -restricted smoothness (RSS) on the set of vectors with sparsity at most  $2s + s^*$ , for any  $\theta_1$  and  $\theta_2$  satisfying  $\|\theta_i\|_0 \leq 2s + s^*$ ,  $i = 1, 2$ , we have

$$(A.1) \quad \mathcal{R}(\theta_1) - \mathcal{R}(\theta_2) \geq \frac{\alpha}{2} \|\theta_1 - \theta_2\|_2^2 + \langle \theta_1 - \theta_2, \nabla \mathcal{R}(\theta_2) \rangle,$$

and

$$(A.2) \quad \mathcal{R}(\theta_1) - \mathcal{R}(\theta_2) \leq \frac{\beta}{2} \|\theta_1 - \theta_2\|_2^2 + \langle \theta_1 - \theta_2, \nabla \mathcal{R}(\theta_2) \rangle,$$

respectively.

Setting  $\theta_1 = \theta^*$  and  $\theta_2 = \theta$  in (A.1), we have

$$\langle \nabla \mathcal{R}(\theta), \theta - \theta^* \rangle \geq \mathcal{R}(\theta) - \mathcal{R}(\theta^*) + \frac{\alpha}{2} \|\theta - \theta^*\|_2^2.$$

Similarly, setting  $\theta_1 = \theta - \beta^{-1} \nabla \mathcal{R}(\theta)_{\text{supp}(\theta)}$  and  $\theta_2 = \theta$  in (A.2), we have

$$\mathcal{R}(\theta) - \mathcal{R}(\theta - \beta^{-1} \nabla \mathcal{R}(\theta)_{\text{supp}(\theta)}) \geq \frac{1}{2\beta} \|\nabla \mathcal{R}(\theta)_{\text{supp}(\theta)}\|_2^2.$$

Noting that

$$\mathcal{R}(\theta) - \mathcal{R}(\theta - \beta^{-1} \nabla \mathcal{R}(\theta)_{\text{supp}(\theta)}) \leq \mathcal{R}(\theta) - \mathcal{R}(\theta^*),$$

we have

$$\langle \nabla \mathcal{R}(\theta), \theta - \theta^* \rangle \geq \frac{1}{2\beta} \|\nabla \mathcal{R}(\theta)_{\text{supp}(\theta)}\|_2^2 + \frac{\alpha}{2} \|\theta - \theta^*\|_2^2,$$

which implies that the  $(s, 1/(2\beta), \alpha/2)$ -SRCG condition holds. □

## A.2. Proof of Theorem 3.5

In this subsection, we present the detailed proofs of Theorem 3.5, i.e., the global convergence of RIGHT algorithm.

**PROOF OF THEOREM 3.5.** Define the gradient estimation error at iteration  $t$  by  $e(\boldsymbol{\theta}^t) := g(\boldsymbol{\theta}^t) - \mathbb{E}[\nabla \mathcal{L}(\boldsymbol{\theta}^t)]$ . For clarity, let  $S^t := \text{supp}(\boldsymbol{\theta}^t)$  and  $S^* := \text{supp}(\boldsymbol{\theta}^*)$ , and denote  $\tilde{S}^t := S^t \cup S^{t+1} \cup S^*$  throughout the proof.

An important observation is that only the coordinates in  $\tilde{S}^t$  are involved in the update from  $\boldsymbol{\theta}^t$  to  $\boldsymbol{\theta}^{t+1}$ . Thus, we have that

$$\begin{aligned} & \|\boldsymbol{\theta}^{t+1} - \boldsymbol{\theta}^*\|_2^2 \\ &= \|P_s(\boldsymbol{\theta}^t - \eta g(\boldsymbol{\theta}^t)) - \boldsymbol{\theta}^*\|_2^2 \\ &= \|P_s(\boldsymbol{\theta}_{\tilde{S}^t}^t - \eta g(\boldsymbol{\theta}^t)_{\tilde{S}^t}) - \boldsymbol{\theta}^*\|_2^2 \\ &\leq \left(1 + \frac{2\sqrt{s^*}}{\sqrt{s} - s^*}\right) \|\boldsymbol{\theta}_{\tilde{S}^t}^t - \eta g(\boldsymbol{\theta}^t)_{\tilde{S}^t} - \boldsymbol{\theta}_{\tilde{S}^t}^*\|_2^2, \end{aligned}$$

where the inequality holds by Lemma A.1, applied with  $k = s$  and  $k^* = s^*$ , as  $s > s^*$ .

To bound the right-hand side, we introduce the intermediate term  $\mathbb{E}[\nabla \mathcal{L}(\boldsymbol{\theta}^t)_{\tilde{S}^t}]$  for clarity. Thus,

$$\begin{aligned} & \|\boldsymbol{\theta}_{\tilde{S}^t}^t - \eta g(\boldsymbol{\theta}^t)_{\tilde{S}^t} - \boldsymbol{\theta}_{\tilde{S}^t}^*\|_2^2 \\ &= \|\boldsymbol{\theta}_{\tilde{S}^t}^t - \eta \mathbb{E}[\nabla \mathcal{L}(\boldsymbol{\theta}^t)_{\tilde{S}^t}] + \eta \mathbb{E}[\nabla \mathcal{L}(\boldsymbol{\theta}^t)_{\tilde{S}^t}] - \eta g(\boldsymbol{\theta}^t)_{\tilde{S}^t} - \boldsymbol{\theta}_{\tilde{S}^t}^*\|_2^2 \\ &= \|\boldsymbol{\theta}_{\tilde{S}^t}^t - \eta \mathbb{E}[\nabla \mathcal{L}(\boldsymbol{\theta}^t)_{\tilde{S}^t}] - \eta e(\boldsymbol{\theta}^t)_{\tilde{S}^t} - \boldsymbol{\theta}_{\tilde{S}^t}^*\|_2^2 \\ (A.3) \quad & \stackrel{\text{Cauchy}}{\leq} \left( \|\boldsymbol{\theta}_{\tilde{S}^t}^t - \eta \mathbb{E}[\nabla \mathcal{L}(\boldsymbol{\theta}^t)_{\tilde{S}^t}] - \boldsymbol{\theta}_{\tilde{S}^t}^*\|_2 + \eta \|e(\boldsymbol{\theta}^t)_{\tilde{S}^t}\|_2 \right)^2. \end{aligned}$$

For the first term, we have

$$\begin{aligned} & \|\boldsymbol{\theta}_{\tilde{S}^t}^t - \eta \mathbb{E}[\nabla \mathcal{L}(\boldsymbol{\theta}^t)_{\tilde{S}^t}] - \boldsymbol{\theta}_{\tilde{S}^t}^*\|_2^2 \\ &= \|\boldsymbol{\theta}_{\tilde{S}^t}^t - \boldsymbol{\theta}_{\tilde{S}^t}^*\|_2^2 + \eta^2 \|\mathbb{E}[\nabla \mathcal{L}(\boldsymbol{\theta}^t)_{\tilde{S}^t}]\|_2^2 - 2\eta \langle \boldsymbol{\theta}_{\tilde{S}^t}^t - \boldsymbol{\theta}_{\tilde{S}^t}^*, \mathbb{E}[\nabla \mathcal{L}(\boldsymbol{\theta}^t)_{\tilde{S}^t}] \rangle \\ &\leq (1 - 2\eta b) \|\boldsymbol{\theta}^t - \boldsymbol{\theta}^*\|_2^2 + (\eta^2 - 2\eta a) \|\mathbb{E}[\nabla \mathcal{L}(\boldsymbol{\theta}^t)_{\tilde{S}^t}]\|_2^2 \\ (A.4) \quad & \stackrel{\eta=2a\eta_0}{=} (1 - 4ab\eta_0) \|\boldsymbol{\theta}^t - \boldsymbol{\theta}^*\|_2^2, \end{aligned}$$

where the first inequality follows from the  $(s, a, b)$ -SRCG condition, and the last equality holds by setting  $\eta = 2a\eta_0$ , so that  $\eta^2 - 2\eta a \leq 0$  when  $0 < \eta_0 \leq 1$ .

For the second term, according to the stability of the robust gradient estimator, we have

$$(A.5) \quad \|e(\boldsymbol{\theta}^t)_{\tilde{S}^t}\|_2 \leq \phi \|\boldsymbol{\theta}^t - \boldsymbol{\theta}^*\|_2 + \gamma.$$

Substituting (A.4) and (A.5) into (A.3), we have

$$\|\boldsymbol{\theta}_{\tilde{S}^t}^t - \eta g(\boldsymbol{\theta}^t)_{\tilde{S}^t} - \boldsymbol{\theta}_{\tilde{S}^t}^*\|_2 \leq \left( \sqrt{1 - 4ab\eta_0} + 2a\eta_0\phi \right) \|\boldsymbol{\theta}^t - \boldsymbol{\theta}^*\|_2 + 2a\eta_0\gamma.$$

Thus, we have

$$(A.6) \quad \|\boldsymbol{\theta}^{t+1} - \boldsymbol{\theta}^*\|_2 \leq \sqrt{1 + q} \left( \sqrt{1 - 4ab\eta_0} + 2a\eta_0\phi \right) \|\boldsymbol{\theta}^t - \boldsymbol{\theta}^*\|_2 + 2\sqrt{1 + q}a\eta_0\gamma.$$



Letting  $\kappa = \sqrt{1+q}(\sqrt{1-4ab\eta_0} + 2a\eta_0\phi)$  such that  $\kappa < (3 + \sqrt{1-4ab\eta_0})/4 < 1$ , we solve the following inequalities:

$$(A.7) \quad \begin{cases} \sqrt{1+q}\sqrt{1-4ab\eta_0} < \frac{1}{2} + \frac{\sqrt{1-4ab\eta_0}}{2}, \\ \sqrt{1+q}2a\eta_0\phi < \frac{1}{4} - \frac{\sqrt{1-4ab\eta_0}}{4}, \end{cases}$$

which yields the conditions on  $\phi$  and  $s$  that

$$\begin{cases} \phi < \frac{\sqrt{1-4ab\eta_0} - (1-4ab\eta_0)}{4a\eta_0(\sqrt{1-4ab\eta_0} + 1)}, \\ s > \left( \frac{16(1-4ab\eta_0)^2}{(\sqrt{1-4ab\eta_0} + 6ab\eta_0 - 1)^2} + 1 \right) s^*. \end{cases}$$

We abbreviate  $\varphi = \sqrt{1-4ab\eta_0}$ . Thus, the above inequalities yield the conditions on  $\phi$  and  $s$  as stated in Theorem 3.5.

By recursively applying the relationship in (A.6), we obtain

$$(A.8) \quad \|\boldsymbol{\theta}^t - \boldsymbol{\theta}^*\|_2 \leq \kappa^t \|\boldsymbol{\theta}^0 - \boldsymbol{\theta}^*\|_2 + \frac{2\sqrt{1+q}}{1-\kappa} a\eta_0\gamma.$$

Note that

$$(A.9) \quad \varphi < \kappa < \frac{3+\varphi}{4}.$$

Combining (A.9) and (A.7), we can verify that  $\kappa < (3 + \varphi)/4$ ,  $1 - \kappa > (1 - \varphi)/4$ , and  $\sqrt{1+q} < 1/(2\varphi) + 1/2$ . Substituting them into (A.8) completes the proof of the theorem.  $\square$

### A.3. Auxiliary Lemmas

In this subsection, we present an auxiliary lemma used in the proof. This lemma shows that the hard-thresholding operator is nearly non-expansive when the working sparsity level sufficiently exceeds the true sparsity, from Lemma 3.3 of Li et al. (2016). We restate the result below for self-containedness.

**LEMMA A.1 (Vector Hard Thresholding Property).** *Let  $\boldsymbol{\theta}^* \in \mathbb{R}^p$  and  $\|\boldsymbol{\theta}^*\|_0 \leq k^*$ . For any  $k > k^*$  and any vector  $\boldsymbol{\theta} \in \mathbb{R}^p$ , the following inequality holds:*

$$\|P_k(\boldsymbol{\theta}) - \boldsymbol{\theta}^*\|_2^2 \leq \left( 1 + \frac{2\sqrt{k^*}}{\sqrt{k} - k^*} \right) \|\boldsymbol{\theta} - \boldsymbol{\theta}^*\|_2^2.$$

## APPENDIX B: HEAVY-TAILED LINEAR REGRESSION

This appendix presents the proof of the statistical guarantees for heavy-tailed linear regression, including the SRS condition, SRCG condition, final convergence rate results, and the initialization guarantees.

### B.1. Proof of SRS, SRCG and Convergence Rate of Linear Regression

We first present the proof of Sparsity-Restricted Stability (SRS) condition of the MoM gradient for linear regression models.

**PROOF OF PROPOSITION 4.3.** For better presentation, we reparameterize the mean gradient of the  $k$ -th block to  $\bar{g}_k(\boldsymbol{\theta})$  and the MoM gradient estimator  $g(\boldsymbol{\theta}; K)$  to functions of  $\boldsymbol{\Delta} = \boldsymbol{\theta} - \boldsymbol{\theta}^*$ ; that is, we let

$$\bar{h}_k(\boldsymbol{\Delta}) = \bar{g}_k(\boldsymbol{\theta}^* + \boldsymbol{\Delta}) \quad \text{and} \quad h(\boldsymbol{\Delta}; K) = g(\boldsymbol{\theta}^* + \boldsymbol{\Delta}; K).$$

Accordingly, we define  $\mu(\boldsymbol{\Delta}) = \mathbb{E}[\nabla \mathcal{L}(\boldsymbol{\theta}^* + \boldsymbol{\Delta}; \mathbf{x}_i, y_i)]$ , so that the SRS condition in Proposition 4.3 can be rewritten as: for any fixed  $\boldsymbol{\Delta}$  with  $\|\boldsymbol{\Delta}\|_0 \leq s + s^*$ ,

$$(B.1) \quad \|h(\boldsymbol{\Delta}; K)_S - \mu(\boldsymbol{\Delta})_S\|_2 \lesssim \phi \|\boldsymbol{\Delta}\|_2 + \gamma,$$

holds uniformly for all index set  $S$  with  $|S| \leq 2s + s^*$ , where

$$\phi = \sqrt{2s + s^*} M_{\mathbf{x}, 2+2\lambda, s+s^*}^{1/(1+\lambda)} (K/n)^{\lambda/(1+\lambda)},$$

and

$$\gamma = \sqrt{2s + s^*} M_{\epsilon, 1+\delta}^{1/(1+\delta)} M_{\mathbf{x}, 1+\delta, s+s^*}^{1/(1+\delta)} (K/n)^{\delta/(1+\delta)}.$$

Let  $\phi_0 = \phi/\sqrt{2s + s^*}$  and  $\gamma_0 = \gamma/\sqrt{2s + s^*}$ . Then, Equation (B.1) is implied by

$$(B.2) \quad \max_{j \in \{1, \dots, p\}} |h(\boldsymbol{\Delta}; K)_j - \mu(\boldsymbol{\Delta})_j| \leq \phi_0 \|\boldsymbol{\Delta}\|_2 + \gamma_0.$$

Hence, it suffices to show that Equation (B.2) holds with high probability.

We first decompose the mean gradient of the  $k$ -th block  $\bar{h}_k(\boldsymbol{\Delta})$  as follows:

$$\begin{aligned} \bar{h}_k(\boldsymbol{\Delta}) &= -B^{-1} \sum_{i \in B_k} \epsilon_i \mathbf{x}_i + B^{-1} \sum_{i \in B_k} \mathbf{x}_i \mathbf{x}_i^\top (\boldsymbol{\theta} - \boldsymbol{\theta}^*) \\ &=: \bar{h}_{1k} + \bar{h}_{2k}(\boldsymbol{\Delta}). \end{aligned}$$

Recalling that  $\mu(\boldsymbol{\Delta}) = \mathbb{E}[-\epsilon_i \mathbf{x}_i + \mathbf{x}_i \mathbf{x}_i^\top (\boldsymbol{\theta} - \boldsymbol{\theta}^*)]$ , we have

$$\begin{aligned} &\mathbb{P}(\bar{h}_k(\boldsymbol{\Delta})_j - \mu(\boldsymbol{\Delta})_j > \eta) \\ &\leq \mathbb{P}\left((\bar{h}_{1k})_j - \mathbb{E}[-\epsilon_i \mathbf{x}_i]_j > \frac{\eta}{2}\right) + \mathbb{P}\left(\bar{h}_{2k}(\boldsymbol{\Delta})_j - \mathbb{E}[\mathbf{x}_i \mathbf{x}_i^\top (\boldsymbol{\theta} - \boldsymbol{\theta}^*)]_j > \frac{\eta}{2}\right). \end{aligned}$$

By Lemma B.1,  $(-\epsilon_i \mathbf{x}_i)_j$  and  $[\mathbf{x}_i \mathbf{x}_i^\top (\boldsymbol{\theta} - \boldsymbol{\theta}^*)]_j$  have  $(1 + \delta)$ -th and  $(1 + \lambda)$ -th central moments, respectively. Thus, by applying Lemma B.2, these two probabilities have the polynomial tails:

$$\begin{aligned} &\mathbb{P}(\bar{h}_k(\boldsymbol{\Delta})_j - \mu(\boldsymbol{\Delta})_j > \eta) \\ &\leq \frac{3 \cdot 2^{1+\delta} M_{\epsilon, 1+\delta} M_{\mathbf{x}, 1+\delta, s+s^*}}{B^\delta \eta^{1+\delta}} + \frac{3 \cdot 2^{1+\lambda} M_{\mathbf{x}, 2+2\lambda, s+s^*} \|\boldsymbol{\Delta}\|_2^{1+\lambda}}{B^\lambda \eta^{1+\lambda}}. \end{aligned}$$

Note that the right-hand side involves two terms, and the target is to make each term less than or equal to  $1/8$ . An essential observation is that the choice of  $\eta$  can depend on the magnitude of  $\|\Delta\|_2$ . Intuitively, when  $\|\Delta\|_2$  is small, the first term dominates, and hence we choose  $\eta$  to control the first term; when  $\|\Delta\|_2$  is large, the second term dominates, and we choose  $\eta$  to control the second term. Formally, we consider the following two cases:

Case 1:  $\|\Delta\|_2 \leq c_0 B^{(\lambda-\delta)/[(1+\delta)(1+\lambda)]}$ , where

$$c_0 = (24M_{\epsilon,1+\delta}M_{\mathbf{x},1+\delta,s+s^*})^{1/(1+\delta)} / (24M_{\mathbf{x},2+2\lambda,s+s^*})^{1/(1+\lambda)}.$$

By choosing

$$\eta = 2 \cdot (24M_{\epsilon,1+\delta}M_{\mathbf{x},1+\delta,s+s^*})^{1/(1+\delta)} B^{-\delta/(1+\delta)},$$

we have

$$\mathbb{P}(\bar{h}_k(\Delta)_j - \mu(\Delta)_j > \eta) \leq \frac{1}{4}.$$

Case 2:  $\|\Delta\|_2 > c_0 B^{(\lambda-\delta)/[(1+\delta)(1+\lambda)]}$ . Then, by choosing

$$\eta = 2 \cdot (24M_{\mathbf{x},2+2\lambda,s+s^*})^{1/(1+\lambda)} B^{-\lambda/(1+\lambda)} \|\Delta\|_2,$$

we have

$$\mathbb{P}(\bar{h}_k(\Delta)_j - \mu(\Delta)_j > \eta) \leq \frac{1}{4}.$$

Combining both cases, let

$$\eta = 2 \cdot 24^{1/(1+\delta)} M_{\text{eff},\delta} B^{-\delta/(1+\delta)} + 2 \cdot (24M_{\mathbf{x},2+2\lambda,s+s^*})^{1/(1+\lambda)} B^{-\lambda/(1+\lambda)} \|\Delta\|_2,$$

where  $M_{\text{eff},\delta} = (M_{\epsilon,1+\delta}M_{\mathbf{x},1+\delta,s+s^*})^{1/(1+\delta)}$ . Then, the random variables  $Y_k = \mathbf{1}\{\bar{h}_k(\Delta)_j - \mu(\Delta)_j > \eta\}$  follow a Bernoulli( $\tilde{p}$ ) distribution with  $\tilde{p} \leq 1/4$ . By Hoeffding's inequality,

$$\begin{aligned} \mathbb{P}(h(\Delta; K)_j - \mu(\Delta)_j > \eta) &= \mathbb{P}\left(\sum_{k=1}^K Y_k \geq K/2\right) \\ &\leq \exp\left(-2K(1/2 - \tilde{p})^2\right) \\ &\leq \exp(-K/8). \end{aligned}$$

Similarly, we can show that  $\mathbb{P}(h(\Delta; K)_j - \mu(\Delta)_j < -\eta) \leq \exp(-K/8)$ , thus,

$$\mathbb{P}(|h(\Delta; K)_j - \mu(\Delta)_j| > \eta) \leq 2 \exp(-K/8).$$

holds for any fixed  $j$  and  $\Delta$ .

Finally, taking a union bound,

$$\mathbb{P}\left(\max_{j \in \{1, \dots, p\}} |h(\Delta; K)_j - \mu(\Delta)_j| > \eta\right) \leq 2p \exp(-K/8),$$

which completes the proof.  $\square$

Next, we present the proof of Sparisty-Restricted Correlated Gradient (SRCG) condition of linear regression in the heavy-tailed setting.

PROOF OF PROPOSITION 4.4. Note that  $\mathbb{E}[\nabla \mathcal{L}(\boldsymbol{\theta}, (\mathbf{x}_i, y_i))] = \boldsymbol{\Sigma}_{\mathbf{x}}(\boldsymbol{\theta} - \boldsymbol{\theta}^*)$ . Hence, for linear regression, the  $(s, a, b)$ -SRCG condition can be written as: for any  $\boldsymbol{\theta}$  satisfying  $\|\boldsymbol{\theta}\|_0 \leq 2s + s^*$ ,

$$\langle \boldsymbol{\Sigma}_{\mathbf{x}}(\boldsymbol{\theta} - \boldsymbol{\theta}^*), \boldsymbol{\theta} - \boldsymbol{\theta}^* \rangle \geq a \|\boldsymbol{\Sigma}_{\mathbf{x}}(\boldsymbol{\theta} - \boldsymbol{\theta}^*)\|_2^2 + b \|\boldsymbol{\theta} - \boldsymbol{\theta}^*\|_2^2.$$

This inequality is implied by the simpler sufficient condition

$$(B.3) \quad \langle \boldsymbol{\Sigma}_{\mathbf{x}}(\boldsymbol{\theta} - \boldsymbol{\theta}^*), \boldsymbol{\theta} - \boldsymbol{\theta}^* \rangle \geq a \|\boldsymbol{\Sigma}_{\mathbf{x}}(\boldsymbol{\theta} - \boldsymbol{\theta}^*)\|_2^2 + b \|\boldsymbol{\theta} - \boldsymbol{\theta}^*\|_2^2.$$

By the sparse eigenvalue condition, for any  $\boldsymbol{\Delta} = \boldsymbol{\theta} - \boldsymbol{\theta}^*$  with  $\|\boldsymbol{\Delta}\|_0 \leq 2(s + s^*)$  we have  $\langle \boldsymbol{\Sigma}_{\mathbf{x}}\boldsymbol{\Delta}, \boldsymbol{\Delta} \rangle \geq \kappa_- \|\boldsymbol{\Delta}\|_2^2$  and  $\|\boldsymbol{\Sigma}_{\mathbf{x}}\boldsymbol{\Delta}\|_2 \leq \kappa_+ \|\boldsymbol{\Delta}\|_2$ . Therefore choosing

$$a = \frac{\kappa_-}{2\kappa_+^2}, \quad b = \frac{\kappa_-}{2},$$

yields

$$a \|\boldsymbol{\Sigma}_{\mathbf{x}}\boldsymbol{\Delta}\|_2^2 + b \|\boldsymbol{\Delta}\|_2^2 \leq \frac{\kappa_-}{2} \|\boldsymbol{\Delta}\|_2^2 + \frac{\kappa_-}{2} \|\boldsymbol{\Delta}\|_2^2 = \kappa_- \|\boldsymbol{\Delta}\|_2^2 \leq \langle \boldsymbol{\Sigma}_{\mathbf{x}}\boldsymbol{\Delta}, \boldsymbol{\Delta} \rangle.$$

Therefore, (B.3) holds and the  $(s, a, b)$ -SRCG condition is satisfied.  $\square$

Combining Propositions 4.3 and 4.4 with Theorem 3.5, we prove Theorem 4.5 as follows.

PROOF OF THEOREM 4.5. Proposition 4.3 implies that the SRS condition holds with parameters

$$\phi = M_{\mathbf{x}, 2+2\lambda, s+s^*}^{1/(1+\lambda)} \sqrt{2s + s^*} \left( \frac{K}{n} \right)^{\frac{\lambda}{1+\lambda}},$$

and

$$(B.4) \quad \gamma = M_{\text{eff}, \delta} \sqrt{2s + s^*} \left( \frac{K}{n} \right)^{\frac{\delta}{1+\delta}},$$

for any fixed  $\boldsymbol{\theta}$  with  $\|\boldsymbol{\theta}\|_0 \leq s$ .

Since each iterate  $\boldsymbol{\theta}^t$  is  $s$ -sparse and varies with  $t$ , we require the SRS condition to hold uniformly for all  $t = 0, 1, \dots, T-1$ . Taking a union bound, it suffices that at each iteration the SRS condition holds with probability at least  $1 - p^{-\xi}/T$ ; then it holds simultaneously for all iterations with probability at least  $1 - p^{-\xi}$  for some  $\xi > 0$ . Accordingly, we choose  $K$  such that  $2p \exp(-K/8) = p^{-\xi}/T$  for some constant  $\xi > 0$ , i.e.,

$$K = 8 \log(2p^{1+\xi}T).$$

To ensure the convergence of Algorithm 2, by Theorem 3.5, it remains to ensure the condition that  $\phi < 1/c_2$ , which is equivalent to

$$(B.5) \quad n \gtrsim c_2^{\frac{(1+\lambda)}{\lambda}} M_{\mathbf{x}, 2+2\lambda, s+s^*}^{1/\lambda} (2s + s^*)^{\frac{1+\lambda}{2\lambda}} \log(p^{1+\xi}T).$$

Under such choice of  $K$  and  $n$ , by Theorem 3.5,

$$\|\boldsymbol{\theta}^t - \boldsymbol{\theta}^*\|_2 \leq c_1^t \|\boldsymbol{\theta}^0 - \boldsymbol{\theta}^*\|_2 + c_2 \gamma,$$

The choice of  $T$  is to ensure the optimization error  $c_1^T \|\boldsymbol{\theta}^0 - \boldsymbol{\theta}^*\|_2$  is of smaller order than the statistical error  $c_2 \gamma$ , i.e.,

$$T \gtrsim \log \frac{1}{c_1} \left[ \frac{\|\boldsymbol{\theta}^0 - \boldsymbol{\theta}^*\|_2}{c_2 M_{\text{eff}, \delta} \sqrt{2s + s^*}} \left( \frac{n}{\log(Tp^{1+\xi})} \right)^{\frac{\delta}{1+\delta}} \right].$$

Under the initialization condition

$$\|\boldsymbol{\theta}^0 - \boldsymbol{\theta}^*\|_2 \lesssim c_2 M_{\text{eff},\delta} \sqrt{2s + s^*} (n/\log p)^{\delta/(1+\delta)},$$

and ignoring the factor  $T$  inside the logarithm, the RHS  $\lesssim \log(n/\log p)$ , so it suffices to choose

$$T \asymp \log \left( \frac{n}{\log p} \right).$$

Substituting the choice of  $T$  into (B.5), we get the condition on  $n$  as

$$n \gtrsim c_2^{\frac{1+\lambda}{\lambda}} M_{\mathbf{x}, 2+2\lambda, s+s^*}^{\frac{1}{\lambda}} (2s + s^*)^{\frac{1+\lambda}{2\lambda}} \log \left( p^{1+\xi} \log \left( \frac{n}{\log p} \right) \right),$$

since  $\log(n/\log p)$  is a lower-order term compared to  $p$ , the condition can be simplified as

$$n \gtrsim c_2^{\frac{1+\lambda}{\lambda}} M_{\mathbf{x}, 2+2\lambda, s+s^*}^{\frac{1}{\lambda}} (2s + s^*)^{\frac{1+\lambda}{2\lambda}} \log p.$$

Finally, substituting the choice of  $K$  and  $T$  into the expression of  $\gamma$ , i.e., (B.4), we get

$$\|\boldsymbol{\theta}^T - \boldsymbol{\theta}^*\|_2 \lesssim c_2 M_{\text{eff},\delta} \sqrt{2s + s^*} \left( \frac{\log p}{n} \right)^{\frac{\delta}{1+\delta}}.$$

We now analyze the relation between  $c_2$  and  $\kappa_-$ ,  $\kappa_+$ . Recall that  $c_2 = 4a\eta_0(1+\varphi)/(\varphi - \varphi^2)$  defined in Theorem 3.5, where  $\varphi = \sqrt{1 - 4ab\eta_0}$ . By the choice of  $a$  and  $b$  in Proposition 4.4, we have

$$c_2 = \frac{2\eta_0(1 + \sqrt{1 - \eta_0\kappa_-^2/\kappa_+^2})}{\sqrt{1 - \eta_0\kappa_-^2/\kappa_+^2} - (1 - \eta_0\kappa_-^2/\kappa_+^2)} \cdot \frac{\kappa_-}{\kappa_+^2}.$$

By Taylor expansion, the denominator satisfies

$$\sqrt{1 - \eta_0\kappa_-^2/\kappa_+^2} - (1 - \eta_0\kappa_-^2/\kappa_+^2) = \frac{1}{2} \cdot \frac{\eta_0\kappa_-^2}{\kappa_+^2} + O \left( \left( \frac{\eta_0\kappa_-^2}{\kappa_+^2} \right)^2 \right).$$

Ignoring the higher-order term, we have  $c_2 \asymp 1/\kappa_-$ , which completes the proof.  $\square$

## B.2. Proof of Initialization Guarantees

In this subsection, we present the proof of Theorem 4.8 that provides the initialization guarantees via the Robust Dantzig Selector.

**PROOF OF THEOREM 4.8.** The proof consists of two steps. The first step establishes the error bounds of the Robust Dantzig Selector under deterministic perturbations of the covariance matrix and the cross-covariance vector. The second step derives high-probability bounds on these perturbations for heavy-tailed linear regression, which when combined with the first step yields the desired result.

### Step 1. Error bounds of Robust Dantzig Selector

We firstly show that when

$$\|\widehat{\boldsymbol{\Sigma}}_{\mathbf{x}} - \boldsymbol{\Sigma}_{\mathbf{x}}\|_{\infty} \leq \zeta_0 \quad \text{and} \quad \|\widehat{\boldsymbol{\sigma}}_{y\mathbf{x}} - \boldsymbol{\sigma}_{y\mathbf{x}}\|_{\infty} \leq \zeta_1,$$

and  $R \geq \|\boldsymbol{\theta}^*\|_1 \zeta_0 + \zeta_1$ , then the error  $\|\widehat{\boldsymbol{\theta}} - \boldsymbol{\theta}^*\|_2$  is well-controlled.

Note that

$$\begin{aligned}
& \|\widehat{\Sigma}_{yx} - \widehat{\Sigma}_x \theta^*\|_\infty \\
&= \|\widehat{\Sigma}_{yx} - \sigma_{yx} + \Sigma_x \theta^* - \widehat{\Sigma}_x \theta^*\|_\infty \\
&\leq \|\widehat{\Sigma}_{yx} - \sigma_{yx}\|_\infty + \|\theta^*\|_1 \|\Sigma_x - \widehat{\Sigma}_x\|_\infty \\
&\leq \zeta_1 + \|\theta^*\|_1 \zeta_0 \leq R.
\end{aligned}$$

Therefore,  $\theta^*$  is feasible in the optimization constraint, and  $\|\widehat{\theta}\|_1 \leq \|\theta^*\|_1$ . Then, by triangle inequality, we have

$$\begin{aligned}
& \|\widehat{\theta} - \theta^*\|_\infty \\
&= \left\| \Sigma_x^{-1} \left( \Sigma_x \widehat{\theta} - \widehat{\Sigma}_x \widehat{\theta} + \widehat{\Sigma}_x \widehat{\theta} - \widehat{\sigma}_{yx} + \widehat{\sigma}_{yx} - \sigma_{yx} \right) \right\|_\infty \\
&\leq \|\Sigma_x^{-1}\|_{1,\infty} \|\Sigma_x - \widehat{\Sigma}_x\|_\infty \|\widehat{\theta}\|_1 + \|\Sigma_x^{-1}\|_{1,\infty} \|\widehat{\Sigma}_x \widehat{\theta} - \widehat{\sigma}_{yx}\|_\infty \\
&\quad + \|\Sigma_x^{-1}\|_{1,\infty} \|\widehat{\sigma}_{yx} - \sigma_{yx}\|_\infty \\
&\leq \left( \|\widehat{\theta}\|_1 \zeta_0 + R + \zeta_1 \right) \|\Sigma_x^{-1}\|_{1,\infty} \\
&\leq (\|\theta^*\|_1 \zeta_0 + R + \zeta_1) \|\Sigma_x^{-1}\|_{1,\infty} \leq 2R \|\Sigma_x^{-1}\|_{1,\infty}.
\end{aligned}$$

As  $\theta^*$  is a  $s^*$ -sparse vector with nonzero support  $S^*$ , we have

$$\|\widehat{\theta}\|_1 \leq \|\theta^*\|_1 = \|(\theta^*)_{S^*}\|_1.$$

Moreover, we have

$$\begin{aligned}
\|\widehat{\theta}\|_1 &= \|\theta^* + (\widehat{\theta} - \theta^*)\|_1 = \|(\theta^*)_{S^*} + (\widehat{\theta} - \theta^*)_{S^*} + (\widehat{\theta} - \theta^*)_{S^{*\perp}}\|_1 \\
&\geq \|(\theta^*)_{S^*} + (\widehat{\theta} - \theta^*)_{S^{*\perp}}\|_1 - \|(\widehat{\theta} - \theta^*)_{S^*}\|_1 \\
&= \|(\theta^*)_{S^*}\|_1 + \|(\widehat{\theta} - \theta^*)_{S^{*\perp}}\|_1 - \|(\widehat{\theta} - \theta^*)_{S^*}\|_1,
\end{aligned}$$

where the first inequality follows from the triangle inequality and the second equality follows from the decomposability of  $\|\cdot\|_1$ . Therefore, we have

$$\|(\widehat{\theta} - \theta^*)_{S^{*\perp}}\|_1 \leq \|(\widehat{\theta} - \theta^*)_{S^*}\|_1.$$

Hence, the upper bound in terms of  $\|\cdot\|_1$  can be bounded as

$$\begin{aligned}
\|\widehat{\theta} - \theta^*\|_1 &= \|(\widehat{\theta} - \theta^*)_{S^*}\|_1 + \|(\widehat{\theta} - \theta^*)_{S^{*\perp}}\|_1 \\
&\leq 2\|(\widehat{\theta} - \theta^*)_{S^*}\|_1 \leq 2s^* \|\widehat{\theta} - \theta^*\|_\infty \leq 4s^* R \|\Sigma_x^{-1}\|_{1,\infty}.
\end{aligned}$$

Finally, by the duality between  $\|\cdot\|_1$  and  $\|\cdot\|_\infty$  and  $R \lesssim \zeta_0 \|\theta^*\|_1 + \zeta_1$ , we have

$$\begin{aligned}
\|\widehat{\theta} - \theta^*\|_2 &\leq \|\widehat{\theta} - \theta^*\|_1^{1/2} \|\widehat{\theta} - \theta^*\|_\infty^{1/2} \\
&\leq \sqrt{8s^*} R \|\Sigma_x^{-1}\|_{1,\infty} \\
&\lesssim \|\Sigma_x^{-1}\|_{1,\infty} \sqrt{8s^*} (\zeta_0 \|\theta^*\|_1 + \zeta_1).
\end{aligned} \tag{B.6}$$

*Step 2. Accuracy of robust covariance estimation*



In this step, we derive the error bounds  $\zeta_0$  and  $\zeta_1$ . For each entry of  $\mathbf{x}_i \mathbf{x}_i^\top$ , it has a finite  $(1 + \lambda)$ -th moment  $M_{\mathbf{x}, 2+2\lambda, s+s^*}$ . Similarly, the  $j$ -th entry in  $y_i \mathbf{x}_i$  is

$$(\epsilon_i + \mathbf{x}_i^\top \boldsymbol{\theta}^*) x_{ij} = \epsilon_i x_{ij} + x_{ij} \mathbf{x}_i^\top \boldsymbol{\theta}^*,$$

where  $x_{ij}$  represents the  $j$ -th entry of  $\mathbf{x}_i$ . For  $v = \min(\lambda, \delta)$ , the first term  $\epsilon_i x_{ij}$  has a finite  $(1 + v)$ -th moment  $M_{\epsilon, 1+v} M_{\mathbf{x}, 1+v, s+s^*}$  and the second term  $x_{ij} \mathbf{x}_i^\top \boldsymbol{\theta}^*$  has a finite  $(1 + v)$ -th moment

$$\mathbb{E}[|x_{ij} \mathbf{x}_i^\top \boldsymbol{\theta}^*|^{1+v}] \leq \mathbb{E}[|\mathbf{x}_i^\top \mathbf{e}_j|^{2+2v}]^{1/2} \cdot \mathbb{E}[|\mathbf{x}_i^\top \boldsymbol{\theta}^*|^{2+2v}]^{1/2} \leq M_{\mathbf{x}, 2+2v, s+s^*} \cdot \|\boldsymbol{\theta}^*\|_2^{1+v}.$$

Combining these two moment bounds, each entry of  $y_i \mathbf{x}_i$  has a finite  $(1 + v)$ -th moment  $M_{y\mathbf{x}, 1+v} = 2M_{\epsilon, 1+v} M_{\mathbf{x}, 1+v, s+s^*} + 2M_{\mathbf{x}, 2+2v, s+s^*} \|\boldsymbol{\theta}^*\|_2^{1+v}$ .

To analyze  $\zeta_0$ , we establish an upper bound for each entry of  $\widehat{\Sigma}_{\mathbf{x}}(\tau_{\mathbf{x}}) - \Sigma_{\mathbf{x}}$ . The  $(j, k)$ -th entry can be upper bounded as

$$(B.7) \quad \left| (\widehat{\Sigma}_{\mathbf{x}}(\tau_{\mathbf{x}}) - \Sigma_{\mathbf{x}})_{jk} \right| \leq \left| \left( \widehat{\Sigma}_{\mathbf{x}}(\tau_{\mathbf{x}}) - \mathbb{E} \widehat{\Sigma}_{\mathbf{x}}(\tau_{\mathbf{x}}) \right)_{jk} \right| + \left| \left( \mathbb{E} \widehat{\Sigma}_{\mathbf{x}}(\tau_{\mathbf{x}}) - \Sigma_{\mathbf{x}} \right)_{jk} \right|.$$

Choosing  $\tau_{\mathbf{x}} \asymp (n M_{\mathbf{x}, 2+2\lambda, s+s^*} / \log d)^{1/(1+\lambda)}$ , the second term can be bounded as

$$\begin{aligned} \left| \mathbb{E}[(\widehat{\Sigma}_{\mathbf{x}}(\tau_{\mathbf{x}}))_{jk}] - \Sigma_{\mathbf{x}} \right| &= \left| \mathbb{E} \left[ T(\mathbf{e}_j^\top \mathbf{x}_i \mathbf{x}_i^\top \mathbf{e}_k, \tau_{\mathbf{x}}) - \mathbf{e}_j^\top \mathbf{x}_i \mathbf{x}_i^\top \mathbf{e}_k \right] \right| \\ &\leq \mathbb{E}[|\mathbf{e}_j^\top \mathbf{x}_i \mathbf{x}_i^\top \mathbf{e}_k| \cdot \mathbf{1}\{|\mathbf{e}_j^\top \mathbf{x}_i \mathbf{x}_i^\top \mathbf{e}_k| \geq \tau_{\mathbf{x}}\}] \\ &\leq \mathbb{E}[|\mathbf{e}_j^\top \mathbf{x}_i \mathbf{x}_i^\top \mathbf{e}_k|^{1+\lambda} \mathbf{1}\{|\mathbf{e}_j^\top \mathbf{x}_i \mathbf{x}_i^\top \mathbf{e}_k| \geq \tau_{\mathbf{x}}\}] \tau_{\mathbf{x}}^{-\lambda} \\ &\leq \mathbb{E}[|\mathbf{e}_j^\top \mathbf{x}_i \mathbf{x}_i^\top \mathbf{e}_k|^{1+\lambda}] \cdot \tau_{\mathbf{x}}^{-\lambda} \\ &\leq \mathbb{E}[|\mathbf{e}_j^\top \mathbf{x}_i|^2]^{1/2} \cdot \mathbb{E}[|\mathbf{x}_i^\top \mathbf{e}_k|^2]^{1/2} \cdot \tau_{\mathbf{x}}^{-\lambda} \\ &\leq M_{\mathbf{x}, 2+2\lambda, s+s^*} \cdot \tau_{\mathbf{x}}^{-\lambda} \\ &\asymp \left( \frac{M_{\mathbf{x}, 2+2\lambda, s+s^*}^{1/\lambda} \log d}{n} \right)^{\frac{\lambda}{1+\lambda}}. \end{aligned}$$

For the first term of (B.7), we have

$$\begin{aligned} \text{Var} \left( T(\mathbf{e}_j^\top \mathbf{x}_i \mathbf{x}_i^\top \mathbf{e}_k, \tau_{\mathbf{x}}) \right) &\leq \mathbb{E} \left[ \left( T(\mathbf{e}_j^\top \mathbf{x}_i \mathbf{x}_i^\top \mathbf{e}_k, \tau_{\mathbf{x}}) \right)^2 \right] \\ &\leq \tau_{\mathbf{x}}^{1-\lambda} \mathbb{E}[|\mathbf{e}_j^\top \mathbf{x}_i \mathbf{x}_i^\top \mathbf{e}_k|^{1+\lambda}] \\ &\leq \tau_{\mathbf{x}}^{1-\lambda} M_{\mathbf{x}, 2+2\lambda, s+s^*}. \end{aligned}$$

By Bernstein's inequality (Vershynin, 2018), for any  $t \geq 0$ ,

$$\begin{aligned} &\mathbb{P} \left( \left| \frac{1}{n} \sum_{i=1}^n T(\mathbf{e}_j^\top \mathbf{x}_i \mathbf{x}_i^\top \mathbf{e}_k, \tau_{\mathbf{x}}) - \mathbb{E}[T(\mathbf{e}_j^\top \mathbf{x}_i \mathbf{x}_i^\top \mathbf{e}_k, \tau_{\mathbf{x}})] \right| \geq t \right) \\ &\leq 2 \exp \left( - \frac{nt^2/2}{\tau_{\mathbf{x}}^{1-\lambda} M_{\mathbf{x}, 2+2\lambda, s+s^*} + \tau_{\mathbf{x}} t} \right). \end{aligned}$$

Letting  $t = M_{\mathbf{x}, 2+2\lambda, s+s^*} \cdot \tau_{\mathbf{x}}^{-\lambda}$ , we have that with probability at least  $1 - 2 \exp(-C \log d)$ ,

$$\left| (\widehat{\Sigma}_{\mathbf{x}}(\tau_{\mathbf{x}}) - \mathbb{E}[\widehat{\Sigma}_{\mathbf{x}}(\tau_{\mathbf{x}})])_{jk} \right| \lesssim \left( \frac{M_{\mathbf{x}, 2+2\lambda, s+s^*}^{1/\lambda} \log d}{n} \right)^{\frac{\lambda}{1+\lambda}}.$$

Combining the two upper bounds, we have that with probability at least  $1 - 2 \exp(-C \log d)$ ,

$$\|\widehat{\Sigma}_{\mathbf{x}}(\tau_{\mathbf{x}}) - \Sigma_{\mathbf{x}}\|_{\infty} \lesssim \left( \frac{M_{\mathbf{x}, 2+2\lambda, s+s^*}^{1/\lambda} \log d}{n} \right)^{\frac{\lambda}{1+\lambda}} = \zeta_0.$$

Next, we analyze the estimation accuracy of  $\widehat{\sigma}_{y\mathbf{x}}$ , quantified by  $\zeta_1$ . Similarly, the  $j$ -th entry of  $\widehat{\sigma}_{y\mathbf{x}}(\tau_{y\mathbf{x}}) - \sigma_{y\mathbf{x}}$  can be upper bounded as

$$(B.8) \quad |(\widehat{\sigma}_{y\mathbf{x}}(\tau_{y\mathbf{x}}) - \sigma_{y\mathbf{x}})_j| \leq \left| \frac{1}{n} \sum_{i=1}^n T(y_i x_{ij}, \tau_{y\mathbf{x}}) - \mathbb{E}[T(y_i x_{ij}, \tau_{y\mathbf{x}})] \right| + |\mathbb{E}[T(y_i x_{ij}, \tau_{y\mathbf{x}})] - \mathbb{E}[y_i x_{ij}]|.$$

When  $\tau_{y\mathbf{x}} \asymp (n M_{y\mathbf{x}, 1+v} / \log d)^{1/(1+v)}$ , the second term can be bounded as

$$\begin{aligned} |\mathbb{E}[T(y_i x_{ij}, \tau_{y\mathbf{x}})] - y_i x_{ij}| &\leq \mathbb{E}[|y_i x_{ij}| \cdot \mathbf{1}\{|y_i x_{ij}| \geq \tau_{y\mathbf{x}}\}] \\ &\leq \mathbb{E}[|y_i x_{ij}|^{1+v} \mathbf{1}\{|y_i x_{ij}| \geq \tau_{y\mathbf{x}}\}] \tau_{y\mathbf{x}}^{-v} \\ &\leq \mathbb{E}[|y_i x_{ij}|^{1+v}] \cdot \tau_{y\mathbf{x}}^{-v} \\ &\lesssim \left( \frac{M_{y\mathbf{x}, 1+v}^{1/v} \log d}{n} \right)^{\frac{v}{1+v}}. \end{aligned}$$

Meanwhile, for the first term of (B.8), by Bernstein's inequality and the fact that

$$\text{Var}(T(y_i x_{ij}, \tau_{y\mathbf{x}})) \leq \mathbb{E}[(T(y_i x_{ij}, \tau_{y\mathbf{x}}))^2] \leq \tau_{y\mathbf{x}}^{1-v} M_{y\mathbf{x}, 1+v},$$

we have that for any  $t \geq 0$ ,

$$\mathbb{P} \left( \left| \frac{1}{n} \sum_{i=1}^n T(y_i x_{ij}, \tau_{y\mathbf{x}}) - \mathbb{E}[T(y_i x_{ij}, \tau_{y\mathbf{x}})] \right| \geq t \right) \leq 2 \exp \left( - \frac{nt^2/2}{\tau_{y\mathbf{x}}^{1-v} M_{y\mathbf{x}, 1+v} + \tau_{y\mathbf{x}} t} \right).$$

Letting  $t = M_{y\mathbf{x}, 1+v} \cdot \tau_{y\mathbf{x}}^{-v}$ , we obtain that with probability at least  $1 - 2 \exp(-C' \log d)$ ,

$$\left| \frac{1}{n} \sum_{i=1}^n T(y_i x_{ij}, \tau_{y\mathbf{x}}) - \mathbb{E}[T(y_i x_{ij}, \tau_{y\mathbf{x}})] \right| \lesssim \left( \frac{M_{y\mathbf{x}, 1+v}^{1/v} \log d}{n} \right)^{\frac{v}{1+v}}.$$

Combining the two pieces, we have that with probability at least  $1 - 2 \exp(-C' \log d)$ ,

$$\|\widehat{\sigma}_{y\mathbf{x}}(\tau_{y\mathbf{x}}) - \sigma_{y\mathbf{x}}\|_{\infty} \lesssim \left( \frac{M_{y\mathbf{x}, 1+v}^{1/v} \log d}{n} \right)^{\frac{v}{1+v}} = \zeta_1.$$

Plugging  $\zeta_0$  and  $\zeta_1$  into (B.6), we have

$$\begin{aligned} &\left\| \widehat{\theta}(R, \tau_x, \tau_{y\mathbf{x}}) - \theta^* \right\|_2 \\ &\lesssim \|\Sigma_x^{-1}\|_{1,\infty} \sqrt{s^*} \left( \left( \frac{M_{x, 2+2\lambda}^{1/\lambda} \log d}{n} \right)^{\frac{\lambda}{1+\lambda}} \|\theta^*\|_1 + \left( \frac{M_{y\mathbf{x}, 1+v}^{1/v} \log d}{n} \right)^{\frac{v}{1+v}} \right), \end{aligned}$$

which concludes the proof.  $\square$

### B.3. Auxiliary Lemmas

Two auxiliary lemmas are presented here to facilitate the proof of Proposition 4.3. The first lemma establishes that, under Assumption 4.1, the coordinates of the two constituent terms of the gradient  $\nabla \mathcal{L}(\boldsymbol{\theta}, (\mathbf{x}_i, y_i))$  admit finite moments.

**LEMMA B.1.** *Under Assumption 4.1, for any fixed  $\boldsymbol{\theta} \in \mathbb{R}^p$  with  $\|\boldsymbol{\theta}\|_0 \leq s$ , and for any  $j \in \{1, 2, \dots, p\}$ , the  $j$ -th elements of the two components of the gradient  $\nabla \mathcal{L}(\boldsymbol{\theta}, (\mathbf{x}_i, y_i))$  have  $(1 + \lambda)$ -th and  $(1 + \delta)$ -th central moments respectively, i.e.,*

- (i)  $\mathbb{E} \left[ \left| (x_{ij} \mathbf{x}_i^\top - \Sigma_{\mathbf{x}j}) \boldsymbol{\Delta} \right|^{1+\lambda} \right] \leq M_{\mathbf{x}, 2+2\lambda, s+s^*} \|\boldsymbol{\Delta}\|_2^{1+\lambda},$
- (ii)  $\mathbb{E} \left[ |x_{ij} \epsilon_i|^{1+\delta} \right] \leq M_{\epsilon, 1+\delta} M_{\mathbf{x}, 1+\delta, s+s^*}.$

**PROOF OF LEMMA B.1.**

$$\begin{aligned}
 \mathbb{E} \left[ \left| (x_{ij} \mathbf{x}_i^\top - \Sigma_{\mathbf{x}j}) \boldsymbol{\Delta} \right|^{1+\lambda} \right] &\lesssim \mathbb{E} \left[ |x_{ij} \mathbf{x}_i^\top \boldsymbol{\Delta}|^{1+\lambda} \right] + |\Sigma_{\mathbf{x}j} \boldsymbol{\Delta}|^{1+\lambda} \\
 &= \mathbb{E} \left[ |x_{ij} \mathbf{x}_i^\top \boldsymbol{\Delta}|^{1+\lambda} \right] + |\mathbb{E}[x_{ij} \mathbf{x}_i^\top \boldsymbol{\Delta}]|^{1+\lambda} \\
 &\stackrel{\text{Jensen}}{\lesssim} \mathbb{E} \left[ |x_{ij} \mathbf{x}_i^\top \boldsymbol{\Delta}|^{1+\lambda} \right] \\
 &\stackrel{\text{Cauchy}}{\leq} \left( \mathbb{E} \left[ |x_{ij}|^{2+2\lambda} \right] \right)^{1/2} \left( \mathbb{E} \left[ |\mathbf{x}_i^\top \boldsymbol{\Delta}|^{2+2\lambda} \right] \right)^{1/2} \\
 &= \left( \mathbb{E} \left[ |x_{ij}|^{2+2\lambda} \right] \right)^{1/2} \left( \mathbb{E} \left[ \left| \mathbf{x}_i^\top \frac{\boldsymbol{\Delta}}{\|\boldsymbol{\Delta}\|_2} \right|^{2+2\lambda} \right] \cdot \|\boldsymbol{\Delta}\|_2^{2+2\lambda} \right)^{1/2} \\
 &\leq (M_{\mathbf{x}, 2+2\lambda, s+s^*})^{1/2} \left( M_{\mathbf{x}, 2+2\lambda, s+s^*} \cdot \|\boldsymbol{\Delta}\|_2^{2+2\lambda} \right)^{1/2} \\
 &= M_{\mathbf{x}, 2+2\lambda, s+s^*} \|\boldsymbol{\Delta}\|_2^{1+\lambda}.
 \end{aligned}$$

For the second part, we have

$$\begin{aligned}
 \mathbb{E} \left[ |x_{ij} \epsilon_i|^{1+\delta} \right] &= \mathbb{E} \left[ |x_{ij}|^{1+\delta} \mathbb{E} \left[ |\epsilon_i|^{1+\delta} | \mathbf{x}_i \right] \right] \\
 &\leq M_{\mathbf{x}, 1+\delta, s+s^*} M_{\epsilon, 1+\delta}.
 \end{aligned}$$

□

The following result, adapted from Lemma 3 of [Bubeck, Cesa-Bianchi and Lugosi \(2013\)](#), provides a concentration inequality for the sample mean under  $(1 + \lambda)$ -th moments. The proof is omitted for brevity.

**LEMMA B.2.** *Let  $X, X_1, \dots, X_n$  be a real i.i.d. sequence with finite mean  $\mu$ . We assume that for some  $\lambda \in (0, 1]$  and  $v \geq 0$ , one has  $\mathbb{E}[|X - \mu|^{1+\lambda}] \leq v$ . Let  $\hat{\mu}$  be the empirical mean:  $\hat{\mu} = n^{-1} \sum_{t=1}^n X_t$ . Then for any  $\eta > 0$ ,*

$$\mathbb{P}(\hat{\mu} - \mu > \eta) \leq \frac{3v}{n^\lambda \eta^{1+\lambda}}.$$

## APPENDIX C: HEAVY-TAILED LOGISTIC REGRESSION

Similarly to Appendix B, this appendix presents the proof of the main results for heavy-tailed logistic regression, including the SRS condition, SRCG condition, and the final convergence rate results.

### C.1. Proof of SRS, SRCG and Convergence Rate of Logistic Regression

We first establish the SRS condition for heavy-tailed logistic regression.

**PROOF OF PROPOSITION 4.10.** The argument parallels the proof of Proposition 4.3. We begin by deriving a concentration bound for each coordinate of the block-wise mean gradient  $\bar{g}_k(\boldsymbol{\theta})$  around its expectation  $\mu(\boldsymbol{\theta})$ , namely,

$$\bar{g}_k(\boldsymbol{\theta})_j = B^{-1} \sum_{i \in \mathcal{B}_k} \left( \frac{e^{\langle \mathbf{x}_i, \boldsymbol{\theta} \rangle}}{1 + e^{\langle \mathbf{x}_i, \boldsymbol{\theta} \rangle}} - y_i \right) x_{ij},$$

and

$$\mu(\boldsymbol{\theta})_j = \mathbb{E} \left[ \left( \frac{e^{\langle \mathbf{x}_i, \boldsymbol{\theta} \rangle}}{1 + e^{\langle \mathbf{x}_i, \boldsymbol{\theta} \rangle}} - \frac{e^{\langle \mathbf{x}_i, \boldsymbol{\theta}^* \rangle}}{1 + e^{\langle \mathbf{x}_i, \boldsymbol{\theta}^* \rangle}} \right) x_{ij} \right].$$

Importantly, the response variable  $y_i$  and its conditional expectation  $e^{\langle \mathbf{x}_i, \boldsymbol{\theta} \rangle} / (1 + e^{\langle \mathbf{x}_i, \boldsymbol{\theta} \rangle})$  are bounded within  $[0, 1]$ , so we can directly utilize the variance bound of  $x_{ij}$  to control the variance of  $\bar{g}_k(\boldsymbol{\theta})_j$ . Specifically, we have

$$\text{Var}(\bar{g}_k(\boldsymbol{\theta})_j) = \text{Var} \left( B^{-1} \sum_{i \in \mathcal{B}_k} \left( \frac{e^{\langle \mathbf{x}_i, \boldsymbol{\theta} \rangle}}{1 + e^{\langle \mathbf{x}_i, \boldsymbol{\theta} \rangle}} - y_i \right) x_{ij} \right) \leq \frac{4}{B} \text{Var}(x_{ij}) = \frac{4}{B} (\boldsymbol{\Sigma}_{\mathbf{x}})_{jj}$$

By Chebyshev's inequality, for any  $\eta > 0$ ,

$$\mathbb{P} \left\{ |\bar{g}_k(\boldsymbol{\theta})_j - \mu(\boldsymbol{\theta})_j| \geq \eta \right\} \leq \frac{4(\boldsymbol{\Sigma}_{\mathbf{x}})_{jj}}{B\eta^2} \leq \frac{4M_{\mathbf{x},2,1}}{B\eta^2}.$$

Let  $\eta = 4\sqrt{M_{\mathbf{x},2,1}/B}$ , by the standard median-of-means argument as in the proof of Proposition 4.3, we have

$$\mathbb{P} \left( |g(\boldsymbol{\theta}; K)_j - \mu(\boldsymbol{\theta})_j| > 4\sqrt{\frac{M_{\mathbf{x},2,1}}{B}} \right) \leq 2 \exp(-K/8),$$

the SRS condition is the direct consequence of the above inequality.  $\square$

Next, we present the proof of SRCG condition.

**PROOF OF PROPOSITION 4.11.** We first list our target, the SRCG condition, i.e., for any  $(2s + s^*)$ -sparse vector  $\boldsymbol{\theta}$ ,

$$\langle \mathbb{E}[\nabla \mathcal{L}(\boldsymbol{\theta}; \mathbf{x}_i, y_i)], \boldsymbol{\theta} - \boldsymbol{\theta}^* \rangle \geq a \left\| \mathbb{E}[\nabla \mathcal{L}(\boldsymbol{\theta}; \mathbf{x}_i, y_i)]_{\text{supp}(\boldsymbol{\theta})} \right\|_2^2 + b \|\boldsymbol{\theta} - \boldsymbol{\theta}^*\|_2^2.$$

Specifically, for logistic regression the expected gradient is

$$\begin{aligned} \mathbb{E} \nabla \mathcal{L}(\boldsymbol{\theta}; (\mathbf{x}_i, y_i)) &= \mathbb{E} \left[ \frac{e^{\eta_i}}{1 + e^{\eta_i}} \mathbf{x}_i - y_i \mathbf{x}_i \right] \\ &= \mathbb{E} \left[ \left( \frac{e^{\langle \mathbf{x}_i, \boldsymbol{\theta} \rangle}}{1 + e^{\langle \mathbf{x}_i, \boldsymbol{\theta} \rangle}} - \frac{e^{\langle \mathbf{x}_i, \boldsymbol{\theta}^* \rangle}}{1 + e^{\langle \mathbf{x}_i, \boldsymbol{\theta}^* \rangle}} \right) \mathbf{x}_i \right]. \end{aligned}$$

Let  $f(x) = \frac{e^x}{1+e^x}$ , by the mean value theorem, there exists some  $c \in (0, 1)$  such that

$$\frac{e^{\langle \mathbf{x}_i, \boldsymbol{\theta} \rangle}}{1 + e^{\langle \mathbf{x}_i, \boldsymbol{\theta} \rangle}} - \frac{e^{\langle \mathbf{x}_i, \boldsymbol{\theta}^* \rangle}}{1 + e^{\langle \mathbf{x}_i, \boldsymbol{\theta}^* \rangle}} = f'(\langle \mathbf{x}_i, c\boldsymbol{\theta} + (1-c)\boldsymbol{\theta}^* \rangle) \langle \mathbf{x}_i, \boldsymbol{\theta} - \boldsymbol{\theta}^* \rangle,$$

so the LHS of the SRCG condition can be written as

$$\begin{aligned} & \left\langle \mathbb{E} \left[ \left( \frac{e^{\langle \mathbf{x}_i, \boldsymbol{\theta} \rangle}}{1 + e^{\langle \mathbf{x}_i, \boldsymbol{\theta} \rangle}} - \frac{e^{\langle \mathbf{x}_i, \boldsymbol{\theta}^* \rangle}}{1 + e^{\langle \mathbf{x}_i, \boldsymbol{\theta}^* \rangle}} \right) \mathbf{x}_i \right], \boldsymbol{\theta} - \boldsymbol{\theta}^* \right\rangle \\ &= \mathbb{E} \left[ f'(\langle \mathbf{x}_i, c\boldsymbol{\theta} + (1-c)\boldsymbol{\theta}^* \rangle) (\boldsymbol{\theta} - \boldsymbol{\theta}^*)^\top \mathbf{x}_i \mathbf{x}_i^\top (\boldsymbol{\theta} - \boldsymbol{\theta}^*) \right]. \end{aligned}$$

We first observe that for the sigmoid function  $f(x) = \frac{e^x}{1+e^x}$ , if  $x \in [-t, t]$  then  $f'(x) \in [e^t/(1+e^t)^2, 1/4]$ . Therefore, the key step is to bound  $\langle \mathbf{x}_i, \boldsymbol{\theta} \rangle$  so as to control the derivative in the expectation. We choose a constant  $t > 0$  to truncate the norm of features:

$$\begin{aligned} & \mathbb{E} \left[ f'(\langle \mathbf{x}_i, c\boldsymbol{\theta} + (1-c)\boldsymbol{\theta}^* \rangle) (\boldsymbol{\theta} - \boldsymbol{\theta}^*)^\top \mathbf{x}_i \mathbf{x}_i^\top (\boldsymbol{\theta} - \boldsymbol{\theta}^*) \right] \\ (C.1) \quad & \geq \mathbb{E} \left[ f'(\langle \mathbf{x}_i, c\boldsymbol{\theta} + (1-c)\boldsymbol{\theta}^* \rangle) (\boldsymbol{\theta} - \boldsymbol{\theta}^*)^\top \mathbf{x}_i \mathbf{x}_i^\top (\boldsymbol{\theta} - \boldsymbol{\theta}^*) \mathbf{1}_{\{\|\mathbf{x}_i\|_2 \leq t\}} \right], \end{aligned}$$

where the inequality follows from the nonnegativity of the integrand inside the expectation. Moreover, on the event  $\{\|\mathbf{x}_i\|_2 \leq t\}$ , by the Cauchy-Schwarz inequality,  $|\langle \mathbf{x}_i, \boldsymbol{\theta} \rangle| \leq \|\mathbf{x}_i\|_2 \|\boldsymbol{\theta}\|_2 \leq t c_3$ , hence

$$(C.2) \quad f'(\langle \mathbf{x}_i, c\boldsymbol{\theta} + (1-c)\boldsymbol{\theta}^* \rangle) \geq \frac{e^{c_3 t}}{(1 + e^{c_3 t})^2}.$$

Substituting (C.2) into (C.1), we get

$$\begin{aligned} & \left\langle \mathbb{E} \left[ \left( \frac{e^{\langle \mathbf{x}_i, \boldsymbol{\theta} \rangle}}{1 + e^{\langle \mathbf{x}_i, \boldsymbol{\theta} \rangle}} - \frac{e^{\langle \mathbf{x}_i, \boldsymbol{\theta}^* \rangle}}{1 + e^{\langle \mathbf{x}_i, \boldsymbol{\theta}^* \rangle}} \right) \mathbf{x}_i \right], \boldsymbol{\theta} - \boldsymbol{\theta}^* \right\rangle \\ & \geq \frac{e^{c_3 t}}{(1 + e^{c_3 t})^2} \mathbb{E} \left[ (\boldsymbol{\theta} - \boldsymbol{\theta}^*)^\top \mathbf{x}_i \mathbf{x}_i^\top (\boldsymbol{\theta} - \boldsymbol{\theta}^*) \mathbf{1}_{\{\|\mathbf{x}_i\|_2 \leq t\}} \right] \\ & = \frac{e^{c_3 t}}{(1 + e^{c_3 t})^2} \left( (\boldsymbol{\theta} - \boldsymbol{\theta}^*)^\top \boldsymbol{\Sigma}_x (\boldsymbol{\theta} - \boldsymbol{\theta}^*) - \mathbb{E} \left[ (\boldsymbol{\theta} - \boldsymbol{\theta}^*)^\top \mathbf{x}_i \mathbf{x}_i^\top (\boldsymbol{\theta} - \boldsymbol{\theta}^*) \mathbf{1}_{\{\|\mathbf{x}_i\|_2 > t\}} \right] \right). \end{aligned}$$

For the second term inside the brackets of the preceding equality, note that  $\boldsymbol{\theta} - \boldsymbol{\theta}^*$  is  $2(s + s^*)$ -sparse. By Assumption 4.9 and the dominated convergence theorem, this term tends to zero as  $t \rightarrow \infty$ . Thus we can choose  $t$  large enough so that this term is at most  $(\kappa_-/2) \|\boldsymbol{\theta} - \boldsymbol{\theta}^*\|_2^2$ , and hence

$$\begin{aligned} & \left\langle \mathbb{E} \left[ \left( \frac{e^{\langle \mathbf{x}_i, \boldsymbol{\theta} \rangle}}{1 + e^{\langle \mathbf{x}_i, \boldsymbol{\theta} \rangle}} - \frac{e^{\langle \mathbf{x}_i, \boldsymbol{\theta}^* \rangle}}{1 + e^{\langle \mathbf{x}_i, \boldsymbol{\theta}^* \rangle}} \right) \mathbf{x}_i \right], \boldsymbol{\theta} - \boldsymbol{\theta}^* \right\rangle \\ & \geq \frac{e^{c_3 t}}{(1 + e^{c_3 t})^2} \frac{\kappa_-}{2} \|\boldsymbol{\theta} - \boldsymbol{\theta}^*\|_2^2. \end{aligned}$$

Now consider the RHS of the SRCG condition, we have

$$\begin{aligned} & \left\| \mathbb{E} \left[ \left( \frac{e^{\langle \mathbf{x}_i, \boldsymbol{\theta} \rangle}}{1 + e^{\langle \mathbf{x}_i, \boldsymbol{\theta} \rangle}} - \frac{e^{\langle \mathbf{x}_i, \boldsymbol{\theta}^* \rangle}}{1 + e^{\langle \mathbf{x}_i, \boldsymbol{\theta}^* \rangle}} \right) \mathbf{x}_i \right] \right\|_2^2 \\ &= (\boldsymbol{\theta} - \boldsymbol{\theta}^*)^\top \left( \mathbb{E} \left[ f'(\langle \mathbf{x}_i, c\boldsymbol{\theta} + (1-c)\boldsymbol{\theta}^* \rangle) \mathbf{x}_i \mathbf{x}_i^\top \right] \right) (\boldsymbol{\theta} - \boldsymbol{\theta}^*) \\ &\leq \frac{1}{16} (\boldsymbol{\theta} - \boldsymbol{\theta}^*)^\top \boldsymbol{\Sigma}_x^2 (\boldsymbol{\theta} - \boldsymbol{\theta}^*). \end{aligned}$$

Choose

$$a = \frac{4\kappa_-}{\kappa_+^2} \left( \frac{e^{c_3 t}}{(1 + e^{c_3 t})^2} \right) \quad b = \frac{\kappa_-}{4} \left( \frac{e^{c_3 t}}{(1 + e^{c_3 t})^2} \right),$$

then the RHS is less the LHS. For simplicity, we denote

$$c_\kappa = \frac{e^{c_3 t}}{(1 + e^{c_3 t})^2},$$

this completes the proof.  $\square$

The final step is to combine the established SRS and SRCG conditions to derive the convergence rate of the heavy-tailed logistic regression estimator.

**PROOF OF THEOREM 4.12.** The proof parallels that of Theorem 4.5 and proceeds in four steps:

(i) choose  $K = 8 \log(2p^{1+\xi}T)$  so that the SRS condition holds at each iteration with probability at least  $1 - p^{-\xi}/T$ , and hence uniformly over  $t = 0, 1, \dots, T-1$  by a union bound  $1 - p^{-\xi}$ ;

(ii) verify that the iterates stay in the bounded parameter set required by Proposition 4.11: prove by induction that  $\|\theta^t\|_2 \leq \|\theta^* - \theta^0\|_2 + \|\theta^*\|_2 + 1 := c_3$  for all  $t = 0, 1, \dots, T$ ; this ensures the SRCG constants are valid throughout;

(iii) apply Theorem 3.5 to obtain  $\|\theta^t - \theta^*\|_2 \leq c_1^t \|\theta^0 - \theta^*\|_2 + c_2 \gamma$ , and pick  $T$  so that the optimization error is dominated by the statistical error, i.e.,  $T \asymp \log(n/\log p)$ .

(iv) Substitute the choice of  $a$  and  $b$  from Proposition 4.11 into the definition of  $c_2$ , which is defined in Theorem 3.5, to complete the proof.

The first step follows directly from the proof of Theorem 4.5, so with probability at least  $1 - p^{-\xi}$ , the SRS condition holds uniformly over all iterations.

For the second step, we prove by induction. Note that  $\|\theta^0\|_2 \leq c_3$ , assume that  $\|\theta^t\|_2 \leq c_3$  for all  $t \leq k$ , according to theorem 3.5, we have

$$\|\theta^{k+1} - \theta^*\|_2 \leq c_1^{k+1} \|\theta^0 - \theta^*\|_2 + c_2 \gamma$$

By the sample size requirement, we have  $c_2 \gamma \leq 1$ , thus  $\|\theta^{k+1} - \theta^*\|_2 \leq \|\theta^0 - \theta^*\|_2 + 1$ , so  $\|\theta^{k+1}\|_2 \leq c_3$ , which completes the induction.

The third step is similar to that in Theorem 4.5, we omit the details here.

For the last step, recall that

$$c_2 = \frac{4a\eta_0(1 + \sqrt{1 - 4\eta_0 ab})}{\sqrt{1 - 4\eta_0 ab} - (1 - 4\eta_0 ab)}.$$

By Taylor expansion, when  $\eta_0$  is small enough, we have the approximation

$$c_2 \asymp \frac{1}{b},$$

which completes the proof.  $\square$

## APPENDIX D: HEAVY-TAILED SPARSE MULTI-RESPONSE REGRESSION

This appendix presents the proof of the main results for heavy-tailed sparse multi-response regression, including the SRS condition, SRCG condition and an auxiliary lemma.

**D.1. Proof of SRS and SRCG of Multi-Response Regression**

We first present the proof of SRCG condition for the least square loss function under heavy-tailed sparse multi-response regression.

**PROOF OF PROPOSITION 4.14.** The argument parallels the proof of Proposition 4.4. The only difference is that we need to pay attention to all columns of the deviation  $\Theta - \Theta^*$ . For convenience, we denote the  $j$ -th column of  $\Theta - \Theta^*$  as  $\mathbf{v}_j$ , we prove a more stronger inequality which leads to the SRCG as follows:

$$\sum_{j=1}^m \mathbf{v}_j^\top \Sigma_{\mathbf{x}} \mathbf{v}_j \geq a \sum_{j=1}^m \mathbf{v}_j^\top \Sigma_{\mathbf{x}}^2 \mathbf{v}_j + b \sum_{j=1}^m \mathbf{v}_j^\top \mathbf{v}_j.$$

Choose  $a = \kappa_- / (2\kappa_+^2)$  and  $b = \kappa_- / 2$ , then the above inequality holds by the same argument as in the proof of Proposition 4.4. This completes the proof.  $\square$

Next, we present the proof of SRCG condition for the element-wise MoM gradient estimator under heavy-tailed sparse multi-response regression.

**PROOF OF PROPOSITION 4.16.** The proof proceeds by first establishing a concentration inequality for the each row of the MoM gradient estimator around the expected gradient, and then applying a union bound over the  $2s + s^*$  rows.

*Step 1: Concentration for the  $j$ -th row of the MoM gradient estimator.*

This step is similar to the proof of Proposition 4.3, by considering concentration of the  $j$ -th rows of the block-wise mean  $\bar{g}_k(\Theta)_{j\cdot}$  and then applying the median-of-means argument, to obtain the concentration of the  $j$ -th row of the MoM gradient estimator  $g(\Theta, K)_{j\cdot}$ .

We reparametrize the  $j$ -th row of  $\bar{g}_k(\Theta)$  and  $g(\Theta, K)$  to the function of  $\Delta = \Theta - \Theta^*$ :

$$\begin{aligned} \bar{h}_k(\Delta)_{j\cdot} &= \bar{g}_k(\Theta^* + \Delta)_{j\cdot} \\ &= B^{-1} \sum_{i \in B_k} \mathbf{x}_i^\top (\Theta - \Theta^*)_{j\cdot} - B^{-1} \sum_{i \in B_k} \epsilon_i^\top x_{ij} \end{aligned}$$

and  $h(\Delta; K)_{j\cdot} = g(\Theta^* + \Delta, K)_{j\cdot}$ .

We aim to derive a row-wise concentration bound for  $h(\Delta, K)_{j\cdot}$  around the expected gradient  $\mu(\Delta)_{j\cdot} = \mathbb{E}[\nabla \mathcal{L}(\Theta)]_{j\cdot}$ . By the definition of the  $l_2$  norm,

$$(D.1) \quad \|h(\Delta, K)_{j\cdot} - \mu(\Delta)_{j\cdot}\|_2 = \sup_{\mathbf{u} \in \mathbb{R}^m, \|\mathbf{u}\|_2 \leq 1} \langle h(\Delta, K)_{j\cdot} - \mu(\Delta)_{j\cdot}, \mathbf{u} \rangle.$$

According to Corollary 4.2.13 in Vershynin (2018), we can choose a  $1/2$ -net  $\mathcal{N} = \{\mathbf{u}_j\}$  of the unit ball in  $\mathbb{R}^m$  with cardinality  $|\mathcal{N}| \leq 5^m$ . Note that for any  $\mathbf{u}$  with  $\|\mathbf{u}\|_2 \leq 1$ , there exists some  $\mathbf{u}_j \in \mathcal{N}$  such that  $\|\mathbf{u} - \mathbf{u}_j\|_2 \leq 1/2$ . Thus,

$$\begin{aligned} &\langle h(\Delta, K)_{j\cdot} - \mu(\Delta)_{j\cdot}, \mathbf{u} \rangle \\ &= \langle h(\Delta, K)_{j\cdot} - \mu(\Delta)_{j\cdot}, \mathbf{u}_j \rangle + \langle h(\Delta, K)_{j\cdot} - \mu(\Delta)_{j\cdot}, \mathbf{u} - \mathbf{u}_j \rangle \\ &\leq \langle h(\Delta, K)_{j\cdot} - \mu(\Delta)_{j\cdot}, \mathbf{u}_j \rangle + \frac{1}{2} \langle h(\Delta, K)_{j\cdot} - \mu(\Delta)_{j\cdot}, \frac{\mathbf{u} - \mathbf{u}_j}{\|\mathbf{u} - \mathbf{u}_j\|_2} \rangle \end{aligned}$$



$$\leq \langle h(\Delta, K)_{j:} - \mu(\Delta)_{j:}, \mathbf{u}_j \rangle + \frac{1}{2} \sup_{\mathbf{u} \in \mathbb{R}^m, \|\mathbf{u}\|_2 \leq 1} \langle h(\Delta, K)_{j:} - \mu(\Delta)_{j:}, \mathbf{u} \rangle,$$

Taking the supremum over all  $\mathbf{u}$  with  $\|\mathbf{u}\|_2 \leq 1$ , we have

$$(D.2) \quad \sup_{\mathbf{u} \in \mathbb{R}^m, \|\mathbf{u}\|_2 \leq 1} \langle h(\Delta, K)_{j:} - \mu(\Delta)_{j:}, \mathbf{u} \rangle \leq 2 \sup_{\mathbf{u}_j \in \mathcal{N}} \langle h(\Delta, K)_{j:} - \mu(\Delta)_{j:}, \mathbf{u}_j \rangle.$$

To control the RHS of (D.2), we first focus on the block mean, i.e., bounding  $\langle \bar{h}_k(\Delta)_{j:} - \mu(\Delta)_{j:}, \mathbf{u}_j \rangle$  for any fixed  $\mathbf{u}_j \in \mathcal{N}$ . By Lemmas D.1 and B.2, similar to the proof of Proposition 4.3, we have

$$\mathbb{P}(\langle \bar{h}_k(\Delta)_{j:} - \mu(\Delta)_{j:}, \mathbf{u}_j \rangle > \eta) \leq \frac{1}{4},$$

where

$$\eta = 2 \cdot 24^{1/(1+\delta)} M_{\text{eff}, \delta} B^{-\delta/(1+\delta)} + 2 \cdot (24 M_{\mathbf{x}, 2+2\lambda, s+s^*})^{1/(1+\lambda)} B^{-\lambda/(1+\lambda)} \|\Delta\|_F.$$

By a standard median of means argument, we have for any  $\mathbf{u}_j \in \mathcal{N}$ ,

$$(D.3) \quad \mathbb{P}(\langle h(\Delta; K)_{j:} - \mu(\Delta)_{j:}, \mathbf{u}_j \rangle > \eta) \leq 2 \exp(-K/8).$$

Combine (D.1), (D.2) and (D.3), and take the union bound over all  $\mathbf{u}_j \in \mathcal{N}$ , we have

$$\mathbb{P}(\|h(\Delta; K)_{j:} - \mu(\Delta)_{j:}\|_2 > 2\eta) \leq 2 \cdot 5^m \exp(-K/8).$$

*Step 2: Union bound over all rows.*

Finally, we apply a union bound over all rows. Thus, we have

$$\mathbb{P}\left(\max_{j=1,2,\dots,p} \|h(\Delta; K)_{j:} - \mu(\Delta)_{j:}\|_2 > 2\eta\right) \leq 2 \cdot 5^m p \exp(-K/8),$$

which, by a union bound for any index set  $S \subseteq \{1, 2, \dots, p\}$  with  $|S| \leq 2s + s^*$ , directly yields the desired SRS condition: with probability at least  $1 - 2 \cdot 5^m p \exp(-K/8)$ , the following holds:

$$\begin{aligned} & \sup_S \|g(\Theta, K)_S - \mathbb{E}[\nabla \mathcal{L}(\Theta)]_S\|_F \\ & \lesssim \sqrt{2s + s^*} \left[ M_{\mathbf{x}, 2+2\lambda, s+s^*}^{1/(1+\lambda)} \left(\frac{K}{n}\right)^{\frac{\lambda}{1+\lambda}} \|\Theta - \Theta^*\|_F + M_{\text{eff}, \delta} \left(\frac{K}{n}\right)^{\frac{\delta}{1+\delta}} \right], \end{aligned}$$

which concludes the proof.  $\square$

Finially, we present the proof of the convergence rate of the heavy-tailed sparse multi-response regression estimator.

**PROOF OF THEOREM 4.17.** The proof parallels that of Theorem 4.5 and proceeds in three steps:

(i) Choose  $K$  so that the SRS condition holds at each iteration with probability at least  $1 - p^{-\xi}/T$ , and hence uniformly over  $t = 0, 1, \dots, T-1$  by a union bound  $1 - p^{-\xi}$ ;

(ii) Apply Theorem 3.5 to obtain  $\|\theta^t - \theta^*\|_2 \leq c_1^t \|\theta^0 - \theta^*\|_2 + c_2 \gamma$ , and pick  $T$  so that the optimization error is dominated by the statistical error, i.e.,  $T \asymp \log(n/\log p)$ .

(iii) Analyze the relation between the constant  $c_2$  and the sparse-restricted eigenvalue  $\kappa_-$ ,  $\kappa_+$ .

For the first step, since for any fixed  $\Theta$  with row-sparsity at most  $s$ , the SRS condition holds with probability at least  $1 - 2 \cdot 5^m p \exp(-K/8)$ , so we choose

$$2 \cdot 5^m p \exp(-K/8) = p^{-\xi}/T.$$

The second and third steps are similar to those in Theorem 4.5, and we omit the details here.  $\square$

## D.2. Auxiliary Lemmas

We present an auxiliary lemma used in the proof of Proposition 4.16. The lemma shows that rows of the gradient has bounded moments under the assumed moment conditions. Its proof is similar to that of Lemma B.1, and thus is omitted here.

LEMMA D.1. *Under Assumption 4.15, for any  $\Theta \in \mathbb{R}^{p \times m}$ , two parts of the  $j$ -th row of the gradient  $\nabla \mathcal{L}(\Theta)$  has bounded central moments, i.e., for any  $j = 1, 2, \dots, p$  and any  $\mathbf{u} \in \mathbb{R}^m$  with  $\|\mathbf{u}\|_2 \leq 1$ , we have:*

$$\mathbb{E} \left[ \left| \left( x_{ij} \mathbf{x}_i^\top - (\Sigma_{\mathbf{x}})_{j\cdot} \right) (\Theta - \Theta^*) \mathbf{u} \right|^{1+\lambda} \right] \leq M_{\mathbf{x}, 2+2\lambda, s+s^*} \|\Theta - \Theta^*\|_F^{1+\lambda},$$

and

$$\mathbb{E} \left[ |x_{ij} \epsilon_i^\top \mathbf{u}|^{1+\delta} \right] \leq M_{\epsilon, 1+\delta} M_{\mathbf{x}, 1+\delta, s+s^*}.$$

## APPENDIX E: APPENDIX: PROOFS OF MINIMAX OPTIMALITY

This appendix presents the proofs of minimax lower bound results, including the estimation error lower bounds and algorithmic sample complexity lower bounds.

### E.1. Minimax Error Rate for Linear Regression

We establish the lower bound using Fano's inequality. The strategy is to reduce the general regression problem to a specific hardest sub-problem where the design is orthogonal (maximizing information per coordinate) but the noise follows a least-favorable heavy-tailed distribution (minimizing distinguishability).

PROOF OF THEOREM 5.1. The proof consists of three steps. In the first step, we construct a local packing of the parameter space that is difficult to distinguish. In the second step, we construct a least favorable distribution for the pair  $(\mathbf{x}, \epsilon)$  and bound the Kullback–Leibler (KL) divergence. Finally, we apply Fano's inequality to obtain the lower bound.

#### Step 1. Parameter Packing Construction

Let  $s^*$  be the sparsity level. To construct a local packing of the parameter space  $\Theta_0(s^*) = \{\boldsymbol{\theta} \in \mathbb{R}^p : \|\boldsymbol{\theta}\|_0 \leq s^*\}$ , we partition the  $p$  indices into  $\lfloor p/s^* \rfloor$  disjoint blocks.

We restrict our attention to the hypercube of dimension  $s^*$  (embedded in  $\mathbb{R}^p$ ). By the Varshamov–Gilbert lemma (Lemma E.1), there exists a subset  $\mathcal{V} = \{\mathbf{v}_1, \dots, \mathbf{v}_M\} \subset \{-1, 0, 1\}^p$  such that:

1. Each  $\mathbf{v}_j$  satisfies  $\|\mathbf{v}_j\|_0 \leq s^*$ ;
2. The cardinality satisfies  $\log M \geq Cs^* \log(p/s^*)$ ;
3. The distance between any distinct pair satisfies  $\|\mathbf{v}_j - \mathbf{v}_k\|_2^2 \geq s^*/2$  for all  $j \neq k$ .

Note that since the entries are in  $\{-1, 0, 1\}$ , the Hamming distance on the support is proportional to the squared Euclidean distance.

We define the parameter set  $\Theta = \{\boldsymbol{\theta}_j : j = 1, \dots, M\}$  by scaling these vectors:

$$\boldsymbol{\theta}_j = \tau \mathbf{v}_j,$$

where  $\tau > 0$  is a scaling parameter to be determined. For any distinct  $j, k$ , the squared Euclidean distance is bounded from below:

$$\|\boldsymbol{\theta}_j - \boldsymbol{\theta}_k\|_2^2 = \tau^2 \|\mathbf{v}_j - \mathbf{v}_k\|_2^2 \geq \frac{s^*}{2} \tau^2.$$

### Step 2. Construction of Least Favorable Distributions

We consider the specific case of an orthogonal design, which serves as a valid member of the covariate class. We assume the problem decouples into independent observations for each coordinate (or equivalently,  $\mathbf{X}$  acts as a scaled identity on the relevant support). This structure prevents the "smearing" of information across coordinates (which occurs in random designs) and allows us to sum KL divergences linearly, providing a tight lower bound.

Let the noise  $\epsilon$  follow the least-favorable distribution constructed in Lemma E.3. This distribution satisfies the moment condition  $\mathbb{E}[|\epsilon|^{1+\delta}] \leq M$ . Crucially, for a location shift of size  $\Delta$ , the KL divergence scales as:

$$\text{KL}(P_\epsilon, P_{\epsilon+\Delta}) \leq C_3 |\Delta|^{\frac{1+\delta}{\delta}}.$$

This specific exponent  $(1+\delta)/\delta$  reflects the difficulty of distinguishing heavy-tailed distributions using limited samples.

Let  $\mathbb{P}_j$  denote the joint distribution of the  $n$  samples under parameter  $\boldsymbol{\theta}_j$ . Due to the orthogonal design assumption, the total KL divergence is the sum of the divergences for each coordinate  $l \in \{1, \dots, p\}$ . Let  $\Delta_{jk,l} = \boldsymbol{\theta}_{j,l} - \boldsymbol{\theta}_{k,l}$  be the difference at coordinate  $l$ .

Since  $\mathbf{v}_j \in \{-1, 0, 1\}^p$ , the difference  $|\mathbf{v}_{j,l} - \mathbf{v}_{k,l}|$  is bounded by 2. Thus, the parameter shift is bounded:  $|\Delta_{jk,l}| \leq 2\tau$ . The number of active coordinates is bounded by  $\|\mathbf{v}_j\|_0 + \|\mathbf{v}_k\|_0 \leq 2s^*$ . Summing over the active coordinates, with  $n$  samples contributing to the information:

$$\text{KL}(\mathbb{P}_j, \mathbb{P}_k) \leq n \sum_{l=1}^p \text{KL}(P_\epsilon, P_{\epsilon+\Delta_{jk,l}}) \leq n \sum_{l \in \text{supp}(\Delta_{jk})} C_3 |2\tau|^{\frac{1+\delta}{\delta}}.$$

Since the support size is at most  $2s^*$ :

$$\text{KL}(\mathbb{P}_j, \mathbb{P}_k) \leq n(2s^*)C_3(2\tau)^{\frac{1+\delta}{\delta}} \asymp ns^* \tau^{\frac{1+\delta}{\delta}}.$$

### Step 3. Applying Fano's Inequality

By Fano's inequality, estimating  $\boldsymbol{\theta}$  is impossible with high probability if the maximum KL divergence is smaller than the log-cardinality of the packing set (up to a constant). We require:

$$\max_{j,k} \text{KL}(\mathbb{P}_j, \mathbb{P}_k) \leq \frac{1}{2} \log M.$$

Substituting our bounds ( $\log M \asymp s^* \log(p/s^*)$  and  $\text{KL} \asymp ns^* \tau^{\frac{1+\delta}{\delta}}$ ):

$$C_4 ns^* \tau^{\frac{1+\delta}{\delta}} \leq C_5 s^* \log(p/s^*).$$

The sparsity level  $s^*$  appears linearly on both sides and cancels out, which is key to obtaining the correct dimension dependence.

$$n\tau^{\frac{1+\delta}{\delta}} \lesssim \log(p/s^*).$$

Solving for the critical amplitude  $\tau$ :

$$\tau^{\frac{1+\delta}{\delta}} \lesssim \frac{\log(p/s^*)}{n} \implies \tau \lesssim \left( \frac{\log(p/s^*)}{n} \right)^{\frac{\delta}{1+\delta}}.$$

The minimax risk is lower bounded by the separation of the packing:

$$\inf_{\hat{\boldsymbol{\theta}}} \sup \mathbb{E} \left[ \|\hat{\boldsymbol{\theta}} - \boldsymbol{\theta}^*\|_2 \right] \gtrsim \min_{j \neq k} \|\boldsymbol{\theta}_j - \boldsymbol{\theta}_k\|_2 \geq \sqrt{\frac{s^*}{2}} \tau.$$

Substituting the derived  $\tau$ :

$$\inf_{\hat{\boldsymbol{\theta}}} \sup \mathbb{E} \left[ \|\hat{\boldsymbol{\theta}} - \boldsymbol{\theta}^*\|_2 \right] \gtrsim \sqrt{s^*} \left( \frac{\log(p/s^*)}{n} \right)^{\frac{\delta}{1+\delta}}.$$

This matches the upper bound in Theorem 4.5. □

## E.2. Sample Size Complexity

Now, we switch to the estimation of the gradient to justify the sample size requirement. For simplicity, we consider the noiseless case ( $\epsilon_i = 0$ ). Hence, for any  $\boldsymbol{\theta} \in \mathbb{R}^p$  and subset  $S$  with  $|S| \leq s^*$ , the target of the gradient estimation on the subset is  $\mathbb{E}[(\mathbf{x}_i \mathbf{x}_i^\top \boldsymbol{\theta})_S]$ . Moreover, we consider that  $\boldsymbol{\theta}$  is also sparse and its support is on  $S$ . Thus, we denote the subset of  $\mathbf{x}_i$  restricted to  $S$  as  $\mathbf{z}_i$  and the parameter error  $(\boldsymbol{\theta} - \boldsymbol{\theta}^*)_S$  as  $\boldsymbol{\delta}$ . The target becomes  $\mathbb{E}[\mathbf{z}_i \mathbf{z}_i^\top \boldsymbol{\delta}]$ .

**PROOF OF THEOREM 5.2.** We simplify the problem to estimating the diagonal entries of a covariance matrix. Let  $\boldsymbol{\delta} = (1, 1, \dots, 1, 0, \dots, 0)^\top / \sqrt{s^*}$ , so  $\|\boldsymbol{\delta}\|_2 = 1$ . We construct a distribution where the coordinates of  $\mathbf{x}$  are independent.

*Step 1. Construction of Least Favorable Distribution.*

Let the components  $x_{ij}$  for  $j \in S$  be independent random variables. Specifically, let  $x_{ij} = \zeta_{ij} u_{ij}$ , where  $\zeta_{ij}$  is a heavy-tailed magnitude and  $u_{ij}$  is a Rademacher sign. We are estimating  $\mathbf{h} = \mathbb{E}[\mathbf{x} \mathbf{x}^\top \boldsymbol{\delta}]$ . The  $j$ -th coordinate of this vector (for  $j \in S$ ) is:

$$h_j = \mathbb{E} \left[ \sum_{k \in S} x_j x_k \delta_k \right] = \sum_{k \in S} \delta_k \mathbb{E}[x_j x_k].$$

By independence,  $\mathbb{E}[x_j x_k] = 0$  for  $j \neq k$ . Thus,  $h_j = \delta_j \mathbb{E}[x_j^2]$ . Since  $\delta_j = 1/\sqrt{s^*}$  is known, estimating the gradient vector  $\mathbf{h}$  is equivalent to estimating the vector of second moments  $\boldsymbol{\mu} = (\mathbb{E}[x_1^2], \dots, \mathbb{E}[x_{s^*}^2])^\top$ .

*Step 2. Reduction to 1-Dimensional Mean Estimation.*

Let  $Z_{ij} = x_{ij}^2$ . We aim to estimate the mean vector  $\boldsymbol{\mu} = \mathbb{E}[\mathbf{Z}_i]$  in  $\ell_2$  norm. Since coordinates are independent, the minimax risk squares sum:

$$\inf_{\hat{\boldsymbol{\mu}}} \sup \mathbb{E} \|\hat{\boldsymbol{\mu}} - \boldsymbol{\mu}\|_2^2 \geq \sum_{j=1}^{s^*} \inf_{\hat{\mu}_j} \sup \mathbb{E} (\hat{\mu}_j - \mu_j)^2 = s^* \mathcal{R}_{1D}^2,$$

where  $\mathcal{R}_{1D}$  is the minimax risk for estimating the mean of a single heavy-tailed scalar.

*Step 3. 1-Dimensional Heavy-Tailed Lower Bound.*

We construct two distributions  $P_0, P_1$  for a scalar random variable  $X$  such that  $\mathbb{E}[|X|^{2+2\lambda}] \leq M$ . Let  $Z = X^2$ . This is equivalent to constructing  $Q_0, Q_1$  for  $Z \geq 0$  such that  $\mathbb{E}[|Z|^{1+\lambda}] \leq M$ .

Consider the classic construction for heavy-tailed mean estimation (Bubeck, Cesa-Bianchi and Lugosi, 2013; Devroye et al., 2016). Let  $Q_0$  be a point mass at 0. Let  $Q_1 = (1 - \alpha)\delta_0 + \alpha\delta_u$ , where  $u > 0$  and  $\alpha \in (0, 1)$ . The means are  $\mu_0 = 0$  and  $\mu_1 = \alpha u$ . The gap is  $\Delta = \alpha u$ . To satisfy the  $(1 + \lambda)$ -th moment constraint for  $Z$ :

$$\mathbb{E}_{Q_1}[|Z|^{1+\lambda}] = \alpha u^{1+\lambda} \leq M \implies \alpha \leq M u^{-(1+\lambda)}.$$

The KL divergence is  $\text{KL}(Q_0, Q_1) \approx \alpha$ . For indistinguishability with  $n$  samples, we require  $n\text{KL} \leq c$ , so  $n\alpha \leq c$ . We choose  $\alpha = c/n$ . Then  $u \leq (M/\alpha)^{1/(1+\lambda)} = (Mn/c)^{1/(1+\lambda)}$ . The separation is  $\Delta = \alpha u \asymp \frac{1}{n} n^{\frac{1}{1+\lambda}} = n^{-\frac{\lambda}{1+\lambda}}$ .

*Step 4. Conclusion.*

The one-dimensional estimation error is lower bounded by  $\mathcal{R}_{1D} \gtrsim n^{-\frac{\lambda}{1+\lambda}}$ . Consequently, the error for the gradient vector in  $\ell_2$  norm is:

$$\text{Error} \gtrsim \sqrt{s^*} \cdot \mathcal{R}_{1D} \asymp \sqrt{s^*} \left( \frac{1}{n} \right)^{\frac{\lambda}{1+\lambda}}.$$

Since  $\|\delta\|_2 = 1$ , this establishes the theorem. The  $\log p$  factor is absent here because we consider a fixed support. However, the polynomial dependence on  $n$  via  $\lambda$  confirms the heavy-tailed sample complexity bottleneck.  $\square$

### E.3. Extension to Logistic Regression and Multi-Response Linear Regression

We establish the minimax lower bound for the logistic regression model  $P(y = 1|\mathbf{x}) = \sigma(\mathbf{x}^\top \boldsymbol{\theta}^*)$ , where  $\sigma(t) = 1/(1 + e^{-t})$ . Unlike linear regression, the logistic gradient is bounded with respect to the noise, implying effective finite moments of all orders for the noise component. Thus, the rate is expected to be parametric ( $\mathcal{O}(n^{-1/2})$ ), matching the upper bound in Theorem 4.12.

PROOF OF THEOREM 5.4. The proof consists of four steps.

*Step 1. Parameter Packing.*

We use the same packing construction as in the linear regression proof (Step 1 of Section A.1). We partition the support into blocks and generate  $M$  vectors  $\boldsymbol{\theta}_j$  with sparsity  $s$  and separation  $\|\boldsymbol{\theta}_j - \boldsymbol{\theta}_k\|_2 \geq \sqrt{cs}\tau$ .

*Step 2. Least Favorable Distribution.*

We choose the covariates  $\mathbf{x} \sim \mathcal{N}(\mathbf{0}, \mathbf{I})$ . The response  $y$  is binary. The KL divergence between two logistic distributions with parameters  $\theta_1$  and  $\theta_2$  at a fixed  $\mathbf{x}$  is bounded by the quadratic form of the difference:

$$\text{KL}(P_{\theta_1}, P_{\theta_2}|\mathbf{x}) \leq \frac{1}{4}(\mathbf{x}^\top (\theta_1 - \theta_2))^2.$$

(This follows from the fact that the second derivative of the log-partition function  $\Phi''(t) = \sigma(t)(1 - \sigma(t)) \leq 1/4$ ).

*Step 3. Total KL Divergence.*

Let  $\mathbb{P}_j$  be the joint distribution of  $n$  samples under  $\boldsymbol{\theta}_j$ .

$$\text{KL}(\mathbb{P}_j, \mathbb{P}_k) = n\mathbb{E}_{\mathbf{x}} [\text{KL}(P_j, P_k | \mathbf{x})] \leq \frac{n}{4} \mathbb{E}_{\mathbf{x}} [(\mathbf{x}^\top (\boldsymbol{\theta}_j - \boldsymbol{\theta}_k))^2].$$

For  $\mathbf{x} \sim \mathcal{N}(\mathbf{0}, \mathbf{I})$ ,  $\mathbb{E}[(\mathbf{x}^\top \Delta)^2] = \|\Delta\|_2^2$ . Using the packing bound  $\|\Delta\|_2 \leq \tau\sqrt{s}$  (note: for Gaussian design with binary output, we do not need the orthogonal design trick to handle the exponent, as the exponent is exactly 2):

$$\text{KL}(\mathbb{P}_j, \mathbb{P}_k) \leq \frac{n}{4} (s\tau^2).$$

*Step 4. Apply Fano's Inequality.*

We require  $ns\tau^2 \lesssim \log M \asymp s \log(p/s)$ .

$$ns\tau^2 \lesssim s \log(p/s) \implies \tau \lesssim \sqrt{\frac{\log(p/s)}{n}}.$$

The estimation error is lower bounded by  $\sqrt{s}\tau$ :

$$\text{Error} \gtrsim \sqrt{s} \sqrt{\frac{\log(p/s)}{n}}.$$

This confirms the optimality of the rate in Theorem 4.12. Regarding sample complexity, while the rate is standard, verifying the SRCG condition still requires estimating the population Hessian  $\mathbb{E}[\sigma' \mathbf{x} \mathbf{x}^\top]$ , which is a weighted covariance estimation problem. Thus, the lower bound for covariance estimation (Theorem 5.2) implies that for heavy-tailed  $\mathbf{x}$ , stability still requires  $n \gtrsim s^{1+1/\lambda}$  (or  $n \gtrsim s$  if second moments are finite and one uses robust estimators).  $\square$

We consider the model  $\mathbf{y}_i = \boldsymbol{\Theta}^{*\top} \mathbf{x}_i + \epsilon_i$ , where  $\mathbf{y}_i, \epsilon_i \in \mathbb{R}^m$  and  $\boldsymbol{\Theta}^* \in \mathbb{R}^{p \times m}$ . We assume the noise vector  $\epsilon$  satisfies the component-wise heavy-tailed moment condition  $\mathbb{E}[\|\epsilon\|_\infty^{1+\delta}] \leq M$ . The target sparsity is  $s$  non-zero rows (row-sparsity).

**PROOF OF THEOREM 5.6.** The proof relies on Fano's inequality constructed over a packing of the row-sparse matrix parameter space  $\mathbb{R}^{p \times m}$ . We focus on the difficulty induced by the heavy-tailed noise  $\epsilon$ .

*Step 1. Local Packing of the Parameter Space.*

We consider the class of row-sparse matrices  $\boldsymbol{\Theta}$  where at most  $s^*$  rows are non-zero. To derive the minimax lower bound, we construct a packing set  $\mathcal{M} = \{\boldsymbol{\Theta}_1, \dots, \boldsymbol{\Theta}_M\}$  satisfying the following properties:

- **Sparsity:** Each  $\boldsymbol{\Theta}_j$  is supported on a fixed set of row indices  $S$  with  $|S| = s^*$ .
- **Separation:** For any distinct  $j, k$ ,  $\|\boldsymbol{\Theta}_j - \boldsymbol{\Theta}_k\|_F \geq \varepsilon$ .
- **Cardinality:** Using the Gilbert–Varshamov bound in Lemma E.1 generalized to block-sparse structures, we can ensure the log-cardinality satisfies:

$$\log |\mathcal{M}| \asymp s^* (m + \log(p/s^*)).$$

We assume the design is identity ( $\mathbf{x}_i \sim N(0, I_p)$ ) to isolate the noise difficulty. Thus, the problem reduces to estimating the mean matrix  $\Theta$  observed with noise  $\mathbf{E}$ .

*Step 2. KL Divergence for Heavy-Tailed Noise.*

We utilize the least favorable noise distribution for heavy-tailed vector estimation. Consider a noise distribution on  $\mathbb{R}^m$  that satisfies the  $(1 + \delta)$ -th moment condition but makes mean estimation difficult. For a location shift of magnitude  $\nu$  in the worst-case direction, the Kullback-Leibler (KL) divergence scales as  $n\nu^{1+\delta}$ .

Applying this to our matrix setting, let  $\Delta = \Theta_j - \Theta_k$ . Since the noise is i.i.d. across samples, the total KL divergence between the distributions induced by  $\Theta_j$  and  $\Theta_k$  is bounded by:

$$\text{KL}(\mathbb{P}_{\Theta_j} \parallel \mathbb{P}_{\Theta_k}) \leq nC \sum_{i=1}^{s^*} \|\Delta_{i\cdot}\|_2^{1+\delta},$$

where  $\Delta_{i\cdot}$  is the  $i$ -th row of the difference matrix. To maximize the difficulty (minimize separation for a fixed KL budget), we consider the case where the error is spread uniformly across the  $s^*$  active rows. Let  $\|\Delta_{i\cdot}\|_2 \approx \tau$  for all  $i \in S$ . Then the Frobenius separation is  $\varepsilon \approx \sqrt{s^*}\tau$ , and the KL divergence is:

$$\text{KL} \lesssim ns^*\tau^{1+\delta}.$$

*Step 3. Applying Fano's Inequality.*

By Fano's inequality in Lemma E.2, reliable estimation is impossible if the KL divergence is smaller than the log-cardinality of the packing. We set the upper bound of the KL divergence proportional to the entropy:

$$ns^*\tau^{1+\delta} \asymp s^*(m + \log(p/s^*)).$$

Solving for the critical per-row amplitude  $\tau$ :

$$\tau \asymp \left( \frac{m + \log(p/s^*)}{n} \right)^{\frac{1}{1+\delta}}.$$

The minimax lower bound for the Frobenius error is the minimum separation  $\varepsilon = \sqrt{s^*}\tau$ . Substituting  $\tau$  yields:

$$\inf_{\hat{\Theta}} \sup_{\Theta} \mathbb{E} \|\hat{\Theta} - \Theta^*\|_F \gtrsim \sqrt{s^*} \left( \frac{m + \log(p/s^*)}{n} \right)^{\frac{1}{1+\delta}}.$$

However, this only accounts for the vector-norm concentration. The dependence on  $\delta$  derived here matches the vector mean estimation rate. Specifically, when  $\delta < 1$ , the heavy tails penalize the rate. The term  $(m + \log p)/n$  represents the effective dimensionality per sample. To match the scalar case when  $m = 1$ , and accounting for the behavior of the moment constraint on the Frobenius norm, the rate adapts to:

$$\text{Minimax Risk} \gtrsim \sqrt{s^*} \left( \frac{m + \log(p/s^*)}{n} \right)^{\frac{\delta}{1+\delta}}.$$

□

Next, we present the proofs of the sample size complexity for the multi-response and logistic regressions, i.e., Corollaries 5.5 and 5.7.



PROOF OF COROLLARY 5.5. We show that for logistic regression, the gradient estimation problem reduces to estimating the mean of a random vector with finite covariance, yielding a sample complexity rate independent of the higher-order design tail parameter  $\lambda$ .

*Step 1. Gradient Structure and Boundedness.*

Let  $\theta^* = \mathbf{0}$ . The population gradient at a fixed parameter  $\theta$  is:

$$\mathbf{g}(\mathcal{P}, \theta) = \mathbb{E}_{\mathbf{x}} \left[ (\sigma(\mathbf{x}^\top \theta) - 1/2) \mathbf{x} \right].$$

Define the scalar random variable  $w_\theta(\mathbf{x}) = \sigma(\mathbf{x}^\top \theta) - 1/2$ . Crucially, for any  $\mathbf{x}$  and  $\theta$ , the sigmoid function satisfies  $|\sigma(z) - 1/2| \leq 1/2$ . Thus, the scalar coefficient is strictly bounded almost surely:  $|w_\theta(\mathbf{x})| \leq 1/2$ . Consequently, estimating the gradient  $\mathbf{g}(\mathcal{P}, \theta)$  is equivalent to estimating the mean of the random vector  $\mathbf{Z} = w_\theta(\mathbf{x})\mathbf{x}$ .

*Step 2. Finite Variance of the Gradient.*

We assess the moments of  $\mathbf{Z}$ . The covariance of  $\mathbf{Z}$  is bounded by the second moment of  $\mathbf{x}$ :

$$\begin{aligned} \text{Cov}[\mathbf{Z}] &= \mathbb{E}[w_\theta(\mathbf{x})^2 \mathbf{x} \mathbf{x}^\top] - \mathbb{E}[\mathbf{Z}]\mathbb{E}[\mathbf{Z}]^\top \\ &\preceq \mathbb{E}[(1/4) \mathbf{x} \mathbf{x}^\top] = \frac{1}{4} \Sigma_{\mathbf{x}}. \end{aligned}$$

Under Assumption 4.9, the design covariance  $\Sigma_{\mathbf{x}}$  is finite. Therefore, the gradient vector  $\mathbf{Z}$  has a finite second moment regardless of the higher-order tail parameter  $\lambda$  (i.e., even if  $\mathbb{E}[|\mathbf{x}|^{2+2\lambda}] = \infty$ ).

*Step 3. Lower Bound Rate.*

Since the gradient estimator  $\hat{\mathbf{g}}$  is estimating the mean of a distribution with finite covariance, the minimax lower bound is governed by the standard Central Limit Theorem regime. Standard lower bounds for mean estimation with finite covariance (e.g., for the Gaussian sub-case) establish that the error scales with the square root of the effective dimension divided by the sample size:

$$\inf_{\hat{\mathbf{g}}} \sup_{\mathcal{P}} \mathbb{E} [\|\hat{\mathbf{g}}_S - \mathbf{g}(\mathcal{P}, \theta)_S\|_2] \gtrsim \sqrt{\frac{\text{Tr}(\Sigma_{\mathbf{x}, S})}{n}} \asymp \sqrt{\frac{s^*}{n}}.$$

Unlike linear regression, where the gradient involves terms of order  $\mathbf{x} \mathbf{x}^\top$  (requiring estimation of 4th moments of  $\mathbf{x}$  for variance stability), the logistic gradient involves terms of order  $\mathbf{x}$  scaled by a bounded factor. This effective truncation of the heavy tails implies that the sample complexity for gradient stability scales as  $n^{-1/2}$ , proving that logistic regression does not suffer from the polynomial sample complexity penalty  $n^{-\lambda/(1+\lambda)}$ .  $\square$

PROOF OF COROLLARY 5.7 (MULTI-RESPONSE). We establish the lower bound by reducing the matrix problem to the scalar case.

*Step 1. Reduction to Scalar Case.*

Let  $\Theta^* = \mathbf{0}$ . We construct a specific parameter  $\Theta$  supported on the first column. Let  $\Theta = \theta_1 \mathbf{e}_1^\top$ , where  $\theta_1 \in \mathbb{R}^p$  is an  $s^*$ -sparse vector supported on  $S$ , and  $\mathbf{e}_1$  is the first canonical basis vector in  $\mathbb{R}^m$ . The population gradient matrix is:

$$\mathbf{G}(\mathcal{P}, \Theta) = \mathbb{E}[\mathbf{x} \mathbf{x}^\top (\Theta - \Theta^*)] = \mathbb{E}[\mathbf{x} \mathbf{x}^\top] \theta_1 \mathbf{e}_1^\top = (\Sigma \theta_1) \mathbf{e}_1^\top.$$

Any estimator  $\widehat{\mathbf{G}}$  for the matrix gradient must essentially estimate the first column vector  $\mathbf{g}_1 = \Sigma \boldsymbol{\theta}_1$ . The Frobenius norm error is lower bounded by the  $\ell_2$  error of the first column:

$$\|\widehat{\mathbf{G}} - \mathbf{G}\|_F \geq \|\widehat{\mathbf{g}}_1 - \mathbf{g}_1\|_2.$$

*Step 2. Applying the Scalar Lower Bound.*

The estimation of  $\mathbf{g}_1 = \Sigma \boldsymbol{\theta}_1$  is precisely the problem studied in Theorem 5.2. We utilize the same least-favorable distribution construction (independent coordinate-wise heavy-tailed priors). From the proof of Theorem 5.2, estimating the vector  $\Sigma \boldsymbol{\theta}_1$  where  $\boldsymbol{\theta}_1$  is known and fixed requires an expected error of at least:

$$\mathbb{E}[\|\widehat{\mathbf{g}}_1 - \Sigma \boldsymbol{\theta}_1\|_2] \gtrsim \sqrt{s^*} \left(\frac{1}{n}\right)^{\frac{\lambda}{1+\lambda}} \|\boldsymbol{\theta}_1\|_2.$$

Since  $\|\boldsymbol{\Theta} - \boldsymbol{\Theta}^*\|_F = \|\boldsymbol{\theta}_1\|_2$ , we substitute this back to obtain the final lower bound for the matrix gradient:

$$\inf_{\widehat{\mathbf{G}}} \sup_{\mathcal{P} \in \mathcal{P}(\delta, \lambda)} \mathbb{E}[\|\widehat{\mathbf{G}}_S - \mathbf{G}_S\|_F] \gtrsim \sqrt{s^*} \left(\frac{1}{n}\right)^{\frac{\lambda}{1+\lambda}} \|\boldsymbol{\Theta} - \boldsymbol{\Theta}^*\|_F.$$

This confirms that the heavy-tailed sample complexity bottleneck persists in the multi-response setting with the same polynomial dependence on  $\lambda$ .  $\square$

## E.4. Auxiliary Lemmas

In this section, we present some auxiliary lemmas for minimax lower results. The first is the Varshamov–Gilbert Lemma (Massart, 2007).

**LEMMA E.1** (Varshamov–Gilbert Lemma). *For any dimension  $d$ , there exist binary vectors  $\mathbf{z}_1, \dots, \mathbf{z}_m \in \{0, 1\}^d$  such that*

1.  $d_H(\mathbf{z}_j, \mathbf{z}_k) \geq d/4$  for all  $j \neq k$ ;
2.  $m \geq \exp(d/8)$ .

The next lemma is the prestigious Fano’s inequality (Wainwright, 2019).

**LEMMA E.2** (Fano’s Inequality). *Let  $P_1, \dots, P_M$  be  $M$  probability distributions, for  $M \geq 2$ . Then,*

$$\inf_{\psi} \max_{1 \leq j \leq M} P_j[\phi(X) \neq j] \geq 1 - \frac{M^{-1} \sum_{i,k=1}^M \text{KL}(P_j, P_k) + \log 2}{\log M},$$

where  $\text{KL}(\cdot, \cdot)$  is the Kullback–Leibler (KL) divergence of two distributions and the infimum is taken over all tests with values in  $\{1, 2, \dots, M\}$ .

The third lemma presents the  $(1 + \delta)/\delta$ -rate KL Divergence for heavy-tailed mixture models.

**LEMMA E.3** (KL Divergence for Heavy-Tailed Mixtures). *Let  $\delta \in (0, 1]$ . For any sufficiently small separation  $\Delta > 0$ , there exist two probability distributions  $P_0$  and  $P_1$  with strictly positive densities on  $\mathbb{R}$  (identical supports) such that:*

1. *Mean Separation:*  $|\mathbb{E}_{P_1}[X] - \mathbb{E}_{P_0}[X]| = \Delta$ .
2. *Moment Constraint:*  $\mathbb{E}_P[|X|^{1+\delta}] \leq M$  for both  $P \in \{P_0, P_1\}$ .
3. *KL Divergence Bound:* The Kullback-Leibler divergence satisfies:

$$\text{KL}(P_0, P_1) \leq C\Delta^{\frac{1+\delta}{\delta}},$$

where  $C > 0$  is a constant depending on  $M$  and  $\delta$ .

**PROOF OF LEMMA E.3.** We construct the distributions as a pure Gaussian versus a Gaussian mixture. Let  $\phi(x) = (2\pi)^{-1/2}e^{-x^2/2}$  be the standard normal density.

Define the reference hypothesis  $P_0$  as the standard normal distribution:

$$p_0(x) = \phi(x).$$

Define the alternative hypothesis  $P_1$  as a mixture of  $P_0$  and a shifted Gaussian component. Let  $\gamma \in (0, 1)$  be the mixing probability and  $L > 0$  be a large shift parameter:

$$p_1(x) = (1 - \gamma)\phi(x) + \gamma\phi(x - L).$$

Since  $\phi(x) > 0$  for all  $x$ , both densities are strictly positive on  $\mathbb{R}$ .

The mean of  $P_0$  is 0. The mean of  $P_1$  is  $\mu_1 = (1 - \gamma)0 + \gamma L = \gamma L$ . We set this to be our target separation  $\Delta$ :

$$\Delta = \gamma L \implies L = \frac{\Delta}{\gamma}.$$

We require the  $(1 + \delta)$ -th moment of the mixture to be bounded by  $M$ . The moment of the standard normal component is constant. For large  $L$ , the moment is dominated by the shifted component:

$$\mathbb{E}_{P_1}[|X|^{1+\delta}] \approx \gamma L^{1+\delta}.$$

We set this to be bounded by the constant  $M$ :

$$\gamma \left( \frac{\Delta}{\gamma} \right)^{1+\delta} \leq M \implies \gamma^{-\delta} \Delta^{1+\delta} \leq M.$$

To minimize the KL divergence (making the distributions as indistinguishable as possible), we choose the smallest  $\gamma$  satisfying this constraint:

$$(E.1) \quad \gamma \asymp \Delta^{\frac{1+\delta}{\delta}}.$$

We compute the divergence from  $P_0$  to  $P_1$ :

$$\text{KL}(P_0, P_1) = \int_{-\infty}^{\infty} \phi(x) \log \left( \frac{\phi(x)}{(1 - \gamma)\phi(x) + \gamma\phi(x - L)} \right) dx.$$

Rearranging the argument of the logarithm:

$$\frac{\phi(x)}{(1 - \gamma)\phi(x) + \gamma\phi(x - L)} = \frac{1}{(1 - \gamma) + \gamma e^{Lx - L^2/2}}.$$

Thus,

$$\text{KL}(P_0, P_1) = -\mathbb{E}_{x \sim P_0} \left[ \log \left( 1 - \gamma + \gamma e^{Lx - L^2/2} \right) \right].$$

We split the expectation into two regions: the bulk (typical  $x$ ) and the tail (near  $L$ ).

- **Region 1 (Bulk):** For typical  $x \sim \mathcal{N}(0, 1)$ ,  $x \ll L/2$ . The term  $e^{Lx - L^2/2}$  is exponentially small. The expression simplifies to  $-\log(1 - \gamma) \approx \gamma$ .

- **Region 2 (Tail):** The likelihood ratio deviates significantly from 1 only when  $x$  is near  $L$ . However, the probability of a standard normal variable  $x$  being near  $L$  decays as  $e^{-L^2/2}$ . Since  $\gamma$  is only polynomially small in  $L$  ( $\gamma \sim L^{-(1+\delta)}$ ), the Gaussian decay of the measure  $P_0$  overwhelms the likelihood ratio term. The contribution to the integral from this region is negligible.

Therefore, the KL divergence is dominated by the bulk behavior:

$$\text{KL}(P_0, P_1) \approx \gamma.$$

Substituting the scaling from Eq. (E.1):

$$\text{KL}(P_0, P_1) \leq C \Delta^{\frac{1+\delta}{\delta}}.$$

This completes the proof.  $\square$

## APPENDIX F: ADDITIONAL SIMULATION DETAILS

### F.1. Tuning Methods for Linear Regression Simulations

We describe the hyperparameter tuning procedures for each compared method in the linear regression simulations. The tuning methods for logistic regression and multi-response regression simulations are analogous so we omit them.

To ensure a fair comparison, hyperparameters for each method are selected in a data-driven manner within each simulation trial. Specifically, we partition the generated data into a training set (80%) and a validation set (20%).

- **RIGHT and IHT:** For RIGHT, we use the fixed parameters  $s = 10$  (i.e.,  $2s^*$ ) and  $K = c \log(p \log(n/\log p))$ , where  $c$  is chosen by grid search from  $\{0.5, 1, 2\}$  to minimize the validation error. For both RIGHT and IHT, we use a small, fixed step-size ( $\eta = 0.01$  for RIGHT,  $\eta = 0.001$  for IHT) to ensure stability.
- **Lasso:** The regularization parameter  $\lambda$  is selected by a 10-fold cross-validation on the training set using the `cv.glmnet` function. The final model is then refit on the full dataset using the selected  $\lambda$ .
- **Shrinkage:** This method involves two truncation thresholds,  $\tau_x$  and  $\tau_y$ , and a regularization parameter  $\lambda$ . We set  $\tau_x$  and  $\tau_y$  to the 95th percentiles of the absolute values of the features and the response in the training set, respectively. Given the truncated data, the optimal  $\lambda$  is then chosen via 10-fold cross-validation using `cv.glmnet`.
- **Adaptive-Huber:** This method requires a threshold  $\tau$  and a regularization parameter  $\lambda$ . We employ a two-step procedure. First, an initial Lasso model is fit on the training data to obtain a preliminary residual vector. We then set  $\tau$  as the 95th percentile of the absolute values of these residuals. With this fixed  $\tau$ , we perform a grid search for the optimal  $\lambda$  by selecting the value that minimizes the Mean Squared Error (MSE) on the validation set.

### F.2. Data Analysis for the Real Data Application

To diagnose heavy-tailed behavior in the noise, we present a Q-Q plot of residuals from the RIGHT fit. According to Figure 8, the quantiles of the residuals deviate significantly from the normal distribution on both tails, indicating the presence of heavy-tailed noise in the riboflavin data set.

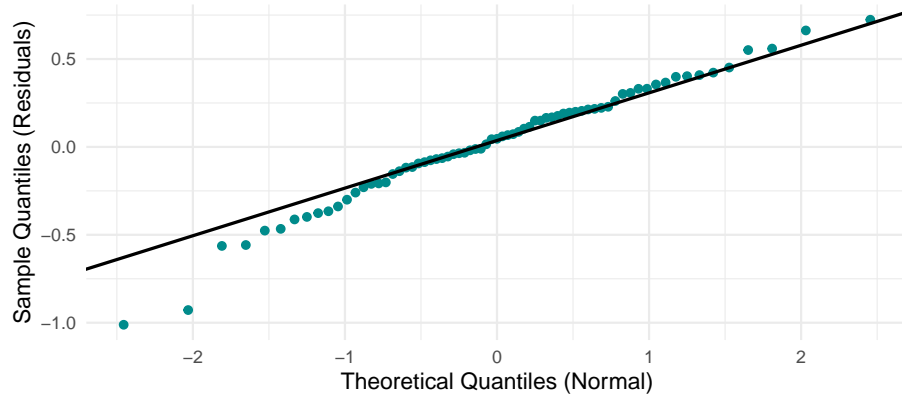


Fig 8: QQ-plot of residuals from RIGHT fit on real data.

## REFERENCES

- ALON, N., MATIAS, Y. and SZEGEDY, M. (1999). The space complexity of approximating the frequency moments. *Journal of Computer and System Sciences* **58** 137–147.
- BELLONI, A. and CHERNOZHUKOV, V. (2011).  $l_1$ -penalized quantile regression in high-dimensional sparse models. *The Annals of Statistics* **39** 82–130.
- BICKEL, P. J., RITOV, Y. and TSYBAKOV, A. B. (2009). Simultaneous analysis of Lasso and Dantzig selector. *The Annals of Statistics* **37** 1705–1732.
- BUBECK, S., CESA-BIANCHI, N. and LUGOSI, G. (2013). Bandits with heavy tail. *IEEE Transactions on Information Theory* **59** 7711–7717.
- BÜHLMANN, P., KALISCH, M. and MEIER, L. (2014). High-dimensional statistics with a view toward applications in biology. *Annual Review of Statistics and Its Application* **1** 255–278.
- CANDÈS, E. and TAO, T. (2007). The Dantzig selector: statistical estimation when  $p$  is much larger than  $n$ . *The Annals of Statistics* **35** 2313–2351.
- CHI, Y., LI, Y., ZHANG, H. and LIANG, Y. (2019). Median-truncated gradient descent: A robust and scalable nonconvex approach for signal estimation. In *Compressed Sensing and Its Applications: Third International MATHEON Conference 2017* 237–261. Birkhäuser, Cham.
- DEVROYE, L., LERASLE, M., LUGOSI, G. and OLIVEIRA, R. I. (2016). Sub-Gaussian mean estimators. *The Annals of Statistics* **44** 2695–2725.
- FAN, J., LI, Q. and WANG, Y. (2017). Estimation of high dimensional mean regression in the absence of symmetry and light tail assumptions. *Journal of the Royal Statistical Society Series B: Statistical Methodology* **79** 247–265.
- FAN, J., WANG, W. and ZHU, Z. (2021). A shrinkage principle for heavy-tailed data: High-dimensional robust low-rank matrix recovery. *The Annals of Statistics* **49** 1239–1266.
- FAN, J., LIU, H., SUN, Q. and ZHANG, T. (2018). I-LAMM for sparse learning: Simultaneous control of algorithmic complexity and statistical error. *The Annals of Statistics* **46** 814–841.
- FILZMOSER, P. and NORDHAUSEN, K. (2021). Robust linear regression for high-dimensional data: An overview. *Wiley Interdisciplinary Reviews: Computational Statistics* **13** e1524.
- HASTIE, T., TIBSHIRANI, R. and WAINWRIGHT, M. (2015). *Statistical learning with sparsity: The Lasso and generalizations*. CRC Press, New York. Monographs on Statistics and Applied Probability, 143.
- HSU, D. and SABATO, S. (2016). Loss minimization and parameter estimation with heavy tails. *Journal of Machine Learning Research* **17** 1–40.
- HUBER, P. J. (1964). Robust estimation of a location parameter. *The Annals of Mathematical Statistics* **35** 73–101.
- JAIN, P. and KAR, P. (2017). Non-convex optimization for machine learning. *Foundations and Trends® in Machine Learning* **10** 142–363.
- JAIN, P., TEWARI, A. and KAR, P. (2014). On iterative hard thresholding methods for high-dimensional M-estimation. In *Advances in Neural Information Processing Systems* 685–693.
- JERRUM, M. R., VALIANT, L. G. and VAZIRANI, V. V. (1986). Random generation of combinatorial structures from a uniform distribution. *Theoretical Computer Science* **43** 169–188.
- LECUÉ, G. and LERASLE, M. (2020). Robust machine learning by median-of-means: Theory and practice. *The Annals of Statistics* **48** 906–931.

- LI, X., ARORA, R., LIU, H., HAUPT, J. and ZHAO, T. (2016). Nonconvex sparse learning via stochastic optimization with progressive variance reduction. *arXiv preprint arXiv:1605.02711*.
- LI, Y., CHI, Y., ZHANG, H. and LIANG, Y. (2020). Non-convex low-rank matrix recovery with arbitrary outliers via median-truncated gradient descent. *Information and Inference: A Journal of the IMA* **9** 289–325.
- LOH, P.-L. (2017). Statistical consistency of regularized M-estimators. *The Annals of Statistics* **45** 2233–2258.
- LOH, P.-L. (2025). A theoretical review of modern robust statistics. *Annual Review of Statistics and Its Application* **12** 477–496.
- LOUNICI, K., PONTIL, M., VAN DE GEER, S. and TSYBAKOV, A. B. (2011). Oracle inequalities and optimal inference under group sparsity. *The Annals of Statistics* **39** 2164–2204.
- LUGOSI, G. and MENDELSON, S. (2019). Mean estimation and regression under heavy-tailed distributions: A survey. *Foundations of Computational Mathematics* **19** 1145–1190.
- MASSART, P. (2007). *Concentration inequalities and model selection: École d'Été de Probabilités de Saint-Flour XXXIII-2003. Lecture Notes in Mathematics* **1896**. Springer, Berlin, Heidelberg.
- MINSKER, S. (2015). Geometric median and robust estimation in Banach spaces. *Bernoulli* **21** 2308–2335.
- MINSKER, S., NDAOUD, M. and WANG, L. (2024). Robust and tuning-free sparse linear regression via square-root Slope. *SIAM Journal on Mathematics of Data Science* **6** 428–453.
- NEGAHBAN, S. N., RAVIKUMAR, P., WAINWRIGHT, M. J. and YU, B. (2012). A unified framework for high-dimensional analysis of M-estimators with decomposable regularizers. *Statistical Science* **27** 538–557.
- NEMIROVSKY, A. S. and YUDIN, D. B. (1983). *Problem complexity and method efficiency in optimization*. Wiley, New York.
- OBOZINSKI, G., WAINWRIGHT, M. J. and JORDAN, M. I. (2011). Support union recovery in high-dimensional multivariate regression. *The Annals of Statistics* **39** 1–47.
- PRASAD, A., SUGGALA, A. S., BALAKRISHNAN, S. and RAVIKUMAR, P. (2020). Robust estimation via robust gradient estimation. *Journal of the Royal Statistical Society Series B: Statistical Methodology* **82** 601–627.
- SUN, Q., ZHOU, W.-X. and FAN, J. (2020). Adaptive Huber regression. *Journal of the American Statistical Association* **115** 254–265.
- TAN, K. M., SUN, Q. and WITTEN, D. (2023). Sparse reduced rank Huber regression in high dimensions. *Journal of the American Statistical Association* **118** 2383–2393.
- TIBSHIRANI, R. (1996). Regression shrinkage and selection via the Lasso. *Journal of the Royal Statistical Society Series B: Statistical Methodology* **58** 267–288.
- VERSHYNIN, R. (2018). *High-dimensional probability: An introduction with applications in data science. Cambridge Series in Statistical and Probabilistic Mathematics* **47**. Cambridge University Press, Cambridge.
- WAINWRIGHT, M. J. (2019). *High-dimensional statistics: A non-asymptotic viewpoint* **48**. Cambridge university press, Cambridge.
- WANG, H., LI, G. and JIANG, G. (2007). Robust regression shrinkage and consistent variable selection through the LAD-Lasso. *Journal of Business & Economic Statistics* **25** 347–355.
- WANG, D. and TSAY, R. S. (2023). Rate-optimal robust estimation of high-dimensional vector autoregressive models. *The Annals of Statistics* **51** 846–877.
- WANG, L., PENG, B., BRADIC, J., LI, R. and WU, Y. (2020). A tuning-free robust and efficient approach to high-dimensional regression. *Journal of the American Statistical Association* **115** 1700–1714.
- YUAN, M. and LIN, Y. (2006). Model selection and estimation in regression with grouped variables. *Journal of the Royal Statistical Society Series B: Statistical Methodology* **68** 49–67.
- ZHANG, X., WANG, D., LI, G. and SUN, D. (2025). Robust gradient descent estimation for tensor models under heavy-tailed distributions. *arXiv preprint arXiv:2412.04773*.
- ZHU, Z. and ZHOU, W. (2021). Taming heavy-tailed features by shrinkage. In *International Conference on Artificial Intelligence and Statistics* 3268–3276. PMLR.