

Hidden pattern of self-invariant cosmic expansion: Empirical evidence from Hubble diagram of supernovae

Hoang Ky Nguyen  *

Department of Physics, Babeş-Bolyai University, Cluj-Napoca 400084, Romania

(Dated: January 13, 2026)

We present empirical evidence extracted from the Pantheon Catalog of SNeIa demonstrating that the speed of light varies as the universe expands. Moreover, *the speed of light must vary in a specific quantifiable manner*. Departing from the standard Λ CDM model, we reformulate the kinematics of late-time acceleration by employing Dolgov’s power-law cosmology $a = (t/t_0)^\mu$ [Phys. Rev. D **55**, 5881 (1997)] and Barrow’s varying speed of light $c = c_0 a^{-\zeta}$ [Phys. Rev. D **59**, 043515 (1999)]. In this cosmology, light traveling through an expanding universe undergoes an additional refraction caused by the varying c along its path, resulting in a *modified* Lemaître redshift formula $1 + z = a^{-(1+\zeta)}$. Despite its parsimony, the model achieves a high-quality fit to the Pantheon Catalog of SNeIa and *exhibits a strong degeneracy along the locus* $(1 + \zeta)\mu = 1$. This empirical relation indicates a *self-invariant cosmic evolution*: at all instants during the late-time epoch, *the speed of light is exactly proportional to the rate of cosmic expansion*, viz. $c = \mu^{-1} c_0 t_0 \frac{da}{dt}$, a surprising and distinct feature that is absent in the Λ CDM model. This *synchronous behavior between c and da/dt* has profound cosmological implications that we will discuss, regarding (i) the nature of late-time acceleration; (ii) the horizon problem; (iii) Kolb’s coasting universe model [Astrophys. J. **344**, 543 (1989)]; (iv) a generalization of the cosmological principle to the time domain; and (v) the emergence of a novel conformally flat metric applicable to cosmology. This newfound *kinematic $c \propto da/dt$ relation*, if further corroborated, will represent a stringent requirement that any viable *dynamical* model of cosmology must satisfy—a requirement that the Λ CDM model does not fulfill.

Motivation—The standard cosmological paradigm, based on the Lambda Cold Dark Matter (Λ CDM) model, has been very successful in explaining a wide range of observations—from the cosmic microwave background to large-scale structure formation—yet it fundamentally relies on the existence of an enigmatic form of dark energy (DE), represented by the cosmological constant Λ [1–3].

The only *direct* evidence of DE comes from the Hubble diagram of Type Ia supernovae (SNeIa), which indicates late-time cosmic acceleration. The evidence for DE deduced from the Cosmic Microwave Background (CMB) is *indirect*, however. In an inherently groundbreaking work in 2003 [4], Blanchard, Douspis, Rowan-Robinson and Sarkar (BDRS) achieved an excellent fit to the CMB power spectrum within the Einstein–de Sitter (EdS) universe, viz. *without invoking DE*, by slightly modifying the CMB primordial fluctuations spectrum. (We have recently elucidated BDRS’s findings in Ref. [5].) The success of BDRS’s approach raises a possibility that the late-time acceleration may also be explained within the EdS model *by modifying some other assumption in cosmology*.

To illustrate, let us revisit the spatially-flat Robertson–Walker (RW) metric (where $d\Omega^2 := d\theta^2 + \sin^2 \theta d\varphi^2$):

$$ds^2 = c^2 dt^2 - a^2(t) (dr^2 + r^2 d\Omega^2) \quad (1)$$

The EdS model corresponds to the growth law $a(t) \propto t^{2/3}$. It is known that this model fails to account for the high redshift section of the Hubble diagram of SNeIa: supernovae with $z \gtrsim 1$ appear dimmer than expected from the EdS model. The Λ CDM model addresses this problem by employing Λ to *modify $a(t)$* . Ignoring radiation, the Friedmann equation of the spatially-flat Λ CDM model has an

exact solution (where $\Omega_M + \Omega_\Lambda = 1$)

$$a(t) = \left(\frac{\Omega_M}{\Omega_\Lambda}\right)^{1/3} \left(\sinh \frac{t}{t_\Lambda}\right)^{2/3} \quad \text{where } t_\Lambda := \frac{2}{3H_0\sqrt{\Omega_\Lambda}} \quad (2)$$

With $\Omega_\Lambda \approx 0.73$ and $H_0 \approx 70$ km/s/Mpc, the Λ CDM solution produces an excellent fit to the Hubble diagram of SNeIa. Its success has been interpreted as *direct* evidence for DE. Nevertheless, this function $a(t)$ introduces a *preferred* time scale $t_\Lambda \sim 11$ Gy which is comparable with the universe’s current age $t_0 \approx 13.7$ Gy, given by $t_0 = \frac{2 \operatorname{atanh} \sqrt{\Omega_\Lambda}}{3H_0\sqrt{\Omega_\Lambda}}$. The near equality between t_Λ and t_0 represents the “*why-now*” coincidence puzzle.

Recently, in a series of articles [5–7], we considered a viable alternative: retaining the EdS growth law $a(t) \propto t^{2/3}$ while *allowing a relation between c and a* in the RW metric (1). The concept of variable speed of light (VSL) was originated by Einstein in 1911 [8–10] and later revived by Moffat, Albrecht and Magueijo in the 1990’s [11, 12]. In [6, 7], we explored a scale-invariant theory which allows matter to couple *non-minimally* with gravity via a dilaton field. This coupling naturally yields $a(t) \propto t^{2/3}$ and $c(a) \propto a^{-1/2}$. Without invoking DE, we fitted this model to the Pantheon Catalog of SNeIa, achieving a fit of quality exceeding that of the Λ CDM model, despite utilizing the same number adjustable parameters (i.e., two) [5]. Moreover, our approach effectively resolves the Hubble Tension, another outstanding problem in the Λ CDM model.

Motivated by this development, in the current paper, we will approach the late-time acceleration from a novel perspective: we will seek to deduce *empirical* information about the *kinematic* functions $a(t)$ and $c(a)$ directly from observational data. Rather than imposing *ab initio* a specific first-principled mechanism that might be responsible for late-time acceleration—such as the Λ CDM model or

any modified gravity theory—we will instead investigate how the Pantheon Catalog may dictate the functions $a(t)$ and $c(a)$. This new knowledge of the *kinematics* of cosmology can subsequently guide theorists in formulating the *dynamics* of cosmology.

To proceed, we need to specify the functions $a(t)$ and $c(a)$ in parsimonious forms. To avoid the “*why-now*” problem (which the Λ CDM model encounters as mentioned above), $a(t)$ and $c(a)$ must not involve a preferred scale, meaning *they should be expressed as power-law functions*. Thus, we will consider the variable- c (VSL) power-law cosmology, described by the VSL RW metric:

$$ds^2 = c^2(a) dt^2 - a^2(t) (dr^2 + r^2 d\Omega^2) \quad (3)$$

$$a(t) = (t/t_0)^\mu \quad (4)$$

$$c(a) = c_0 a^{-\zeta} \quad (5)$$

where c_0 is the speed of light in cosmic space at the current time t_0 . This metric reflects the power-law cosmology $a \propto t^\mu$ originated by Dolgov [13] and a varying speed of light $c \propto a^{-\zeta}$ proposed by Barrow [14]. The parameter pair $\{\mu, \zeta\}$ spans the parameter space for our VSL power-law cosmology. The case $\{\mu, \zeta\} = \{1, 0\}$ was put forth by Kolb in the form of a coasting universe model, where $a(t) \propto t$ [15]; we will revisit this case in a later section of our paper. The scenario with $\zeta = 0$ but $\mu \in \mathbb{R}$ unconstrained was examined by Dolgov et al [16] and Tutusaus et al [17]. The case $\{\mu, \zeta\} = \{\frac{2}{3}, \frac{1}{2}\}$ corresponds to the scale-invariant gravity (SIG) which we investigated in [5].

Problem statement—Let us define a parameter

$$\gamma := 1/\mu - \zeta \quad (6)$$

Now consider another pair $\{\mu', \zeta'\}$ such that $1/\mu' - \zeta' = \gamma$. It can be shown that under the cosmic time coordinate transformation

$$t' = t'_0 (t/t_0)^{\mu/\mu'} \quad \text{where} \quad t'_0 := (\mu'/\mu) t_0 \quad (7)$$

the VSL RW metric in (3) remains unchanged as long as $a(t)$ and $c(a)$ are replaced with

$$a(t') = (t'/t'_0)^{\mu'}; \quad c'(a) = c_0 a^{-\zeta'} \quad (8)$$

We should note that, at this stage, $\gamma \in \mathbb{R}$ is a *free* parameter. *The special value $\gamma = 1$ is equivalent to*

$$(1 + \zeta) \mu = 1 \quad (9)$$

When this identity holds, Eqs. (4) and (5) promptly yield the following relation

$$c = \mu^{-1} c_0 t_0 \frac{da}{dt} \quad \forall t \quad (10)$$

viz. the speed of light c is strictly proportional to the cosmic expansion rate da/dt at all instants. The key objective of our paper is to establish whether the Hubble diagram of SNeIa conforms to Relation (10). Equivalently, we will statistically *test the null hypothesis* $(1 + \zeta) \mu = 1$, *viz.* Eq. (9), against the Pantheon Catalog of SNeIa.

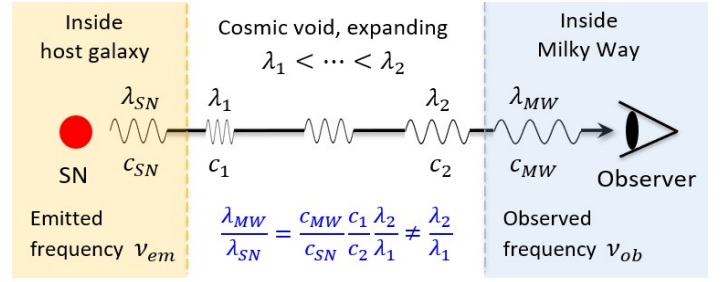


Figure 1. The supernova emitted λ_{SN} and the observer detects λ_{MW} . Note that $\frac{\lambda_{MW}}{\lambda_{SN}} \neq \frac{\lambda_2}{\lambda_1}$ in general, rendering the Lemaître redshift formula, $1 + z = a^{-1}$, *invalid* for VSL cosmology.

Modifying the Lemaître redshift relation—As derived in Appendix A, the relation $c \propto a^{-\zeta}$ in Eq. (5) yields the ratio between the frequencies of the emitted and the observed lightwaves (where $a_{ob} = 1$ and $a_{em} := a$)

$$\frac{\nu_{ob}}{\nu_{em}} = \frac{a_{em}^{1+\zeta}}{a_{ob}^{1+\zeta}} = a^{1+\zeta} \quad (11)$$

However, converting this frequency ratio to the redshift entails special care. In Ref. [5] we clarified two crucial requirements. Firstly, as demonstrated in Figure 1, when the emitted lightwave of frequency ν_{em} exited the galaxy hosting the supernova (SN), the difference between c_{SN} and c_1 caused it to undergo a refraction and changed its wavelength from λ_{SN} to λ_1 , whereby $\nu_{em} = c_{SN}/\lambda_{SN} = c_1/\lambda_1$. Similarly, when the incoming lightwave of frequency ν_{ob} enters the Milky Way to reach the Earth-based astronomer, the difference between c_2 and c_{MW} causes another refraction and changes its wavelength from λ_2 to λ_{MW} , whereby $\nu_{ob} = c_2/\lambda_2 = c_{MW}/\lambda_{MW}$. In combination, these relations lead to

$$\frac{\lambda_{MW}}{\lambda_{SN}} = \frac{\nu_{ob}^{-1} c_{MW}}{\nu_{em}^{-1} c_{SN}} = a^{-(1+\zeta)} \frac{c_{MW}}{c_{SN}} \quad (12)$$

Secondly, the microscopic physics within the Milky Way *in principle* may differ from that in the (distant) host galaxy. In Ref. [5], we introduced the notion of a “yardstick” wavelength λ_{MW}^* , *against which the astronomer compares the observed wavelength λ_{MW}* (rather than comparing λ_{MW} directly to the emitted wavelength λ_{SN}). Extending our elaborated explanation in Ref. [5], we will adopt the relationships $c_{MW} \propto (\lambda_{MW}^*)^{-\zeta}$ and $c_{SN} \propto \lambda_{SN}^{-\zeta}$. Along with Eq. (12), they yield the redshift

$$1 + z = \frac{\lambda_{MW}}{\lambda_{MW}^*} = a^{-(1+\zeta)} \left(\frac{\lambda_{SN}}{\lambda_{MW}^*} \right)^{1+\zeta} \quad (13)$$

For an ensemble of galaxies at a given redshift z , the ratio $F := \frac{\lambda_{SN}}{\lambda_{MW}^*}$ can be made as a function of z alone. We thus arrive at the variable- c Lemaître redshift formula [18]:

$$1 + z = a^{-(1+\zeta)} F^{1+\zeta}(z) \quad (14)$$

which fundamentally deviates from the standard Lemaître redshift formula $1 + z = a^{-1}$. If $F(z) \equiv 1 \forall z$, Eq. (14) reduces to $1 + z = a^{-(1+\zeta)}$.

Adopting the practice in Ref. [5], we will model $F(z)$ as

$$F(z) = 1 + (F_\infty - 1) [1 - (1+z)^{-2}]^2 \quad (15)$$

which monotonically interpolates between $F(z=0)=1$ and $F(z=\infty)=F_\infty$, where F_∞ is an adjustable parameter.

Modifying the luminosity distance–redshift formula—In Appendix B, based on Eqs. (4) and (14), we derive the *modified* luminosity distance–redshift relation:

$$d_L^{MW} = \frac{c_{MW} t_0}{1-\eta} \frac{1+z}{F(z)} \left[1 - \left(\frac{1+z}{F^{1+\zeta}(z)} \right)^{1-\frac{1}{\eta}} \right] \quad (16)$$

$$\eta := (1+\zeta)\mu \quad (17)$$

where d_L^{MW} is the luminosity distance observed by the Earth-based astronomer and $c_{MW}=300,000$ km/sec is the speed of light inside the Milky Way. If $F(z) \equiv 1$, Formula (16) is *degenerate* in terms of η . However, we must note that Formula (16) involves η but not the parameter γ defined in Eq. (6). The parameters are related as

$$1-\eta = (\gamma-1)\mu \quad (18)$$

The *special* value $\gamma=1$ renders $\eta=1$, or $(1+\zeta)\mu=1$.

A non-constant $F(z)$ would break the η -degeneracy in Eq. (16). For a given pair of $\{\mu, \zeta\}$, with the aid of (15), Formulae (16) involve 2 adjustable parameters, t_0 and F_∞ .

Fitting to the Combined Pantheon Sample of SNeIa—In Ref. [19] Scolnic et al produced the Pantheon Catalog of 1,048 SNeIa with redshift $z \in (0.01, 2.25)$. For each SNeIa i^{th} , the Catalog—accessible in Ref. [20]—provides its redshift z_i , apparent magnitude m_i^{Pan} together with error bar σ_i^{Pan} . We apply the absolute magnitude $M = -19.35$ to compute the distance modulus $\mu_i^{\text{Pan}} := m_i^{\text{Pan}} - M$, which relates to the luminosity distance d_L via $\mu = 5 \log_{10}(d_L/\text{Mpc}) + 25$. For each point in the parameter space $\{\mu, \zeta\}$, we minimize the normalized error $\chi^2 := \frac{1}{1,048} \sum_{i=1}^{1,048} (\mu_i^{\text{Model}} - \mu_i^{\text{Pan}})^2 / (\sigma_i^{\text{Pan}})^2$ by adjusting t_0 and F_∞ .

From this, we produce the contour plot for the likelihood density depicted in Figure 2, where the black band marks the 68% confidence level (CL) and the grey bands 95% CL. The four special cases, with their numerical values shown in Table I, are:

(i) *EdS (Einstein–de Sitter)*: It is well-established that the EdS universe fails to fit with the Hubble diagram of SNeIa. This failure led to the inclusion of Λ , culminating in the Λ CDM model [1–3].

(ii) *Dolgov*: The authors in [16, 17] considered $a \propto t^\mu$ but keeping c constant. They did not allow for the function $F(z)$ and obtained the optimal value of $\mu \approx 1.52$.

(iii) *Kolb*: This scenario is the coasting universe model $a \propto t$, proposed by Kolb [15] and later examined by Melia et al [21]. We will discuss this case in Corollary 7.

(iv) *SIG (Scale-invariant gravity)*: We considered this case $\{a \propto t^{2/3}, c \propto a^{-1/2}\}$ in Refs. [5–7] by allowing

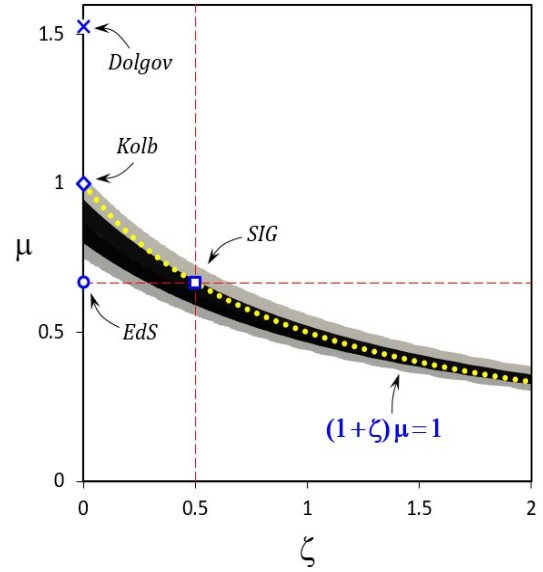


Figure 2. 68% and 95% constraint contours, deduced from Pantheon Catalog and VSL power-law cosmology $\{a \propto t^\mu, c \propto a^{-\zeta}\}$. A degeneracy tracking the locus $(1+\zeta)\mu=1$ is prominent. In Table I below, Kolb case and SIG case outperform the “benchmark” Λ CDM model in terms of χ^2 . Additional advantages of SIG over Λ CDM are provided in the main text.

Table I	μ	ζ	F_∞	χ^2	H_0 (km/s/Mpc)	t_0 (Gy)
EdS	2/3	0	1	2.36895	62.87	10.38
Dolgov	1.52	0	1	1.01824	69.32	21.46
Kolb	1	0	0.911	0.98758	70.54	13.87
SIG	2/3	1/2	0.931	0.98556	47.22	13.82
Λ CDM ($\Omega_\Lambda = 0.715$)				0.98824	70.21	13.63

a non-minimal coupling of matter with gravity. We obtained an excellent fit to the Pantheon Catalog without invoking DE. As a by-product, its value $F_\infty = 0.931$ leads to a 7% reduction in $H_0(z)$ at $z \gg 1$, effectively resolving the Hubble Tension [5]. Importantly, this case produces a *reduced* value of $H_0 = 47.22$ which remarkably aligns with $H_0 \approx 46$ obtained by BDRS from the CMB using the EdS model without invoking DE [4].

Notably, as shown in Table I, in terms of χ^2 , both Kolb and SIG cases outperform the Λ CDM (which relies on the standard formula $d_L = c(1+z) \int_0^z \frac{dz'}{H_0 \sqrt{(1-\Omega_\Lambda)(1+z')^3 + \Omega_\Lambda}}$ with $\Omega_\Lambda = 0.715$ and $H_0 = 70.21$).

Corollary 1: Posterior conformity of data to the identity $(1+\zeta)\mu=1$ —Remarkably, Figure 2 exhibits a strong degeneracy along the locus $(1+\zeta)\mu=1$, represented by the dotted yellow line in the $\{\mu, \zeta\}$ plane. There is no *a priori* theoretical reason for the Pantheon data to obey this identity, which is equivalent to requiring that $\eta=1$ and $\gamma=1$. Thus, this *posterior* conformity is an *empirical fact*. Furthermore, we have verified that along the locus, for $0 \leq \zeta \lesssim 8$, the VSL power-law cosmology outperforms the Λ CDM model in terms of χ^2 .

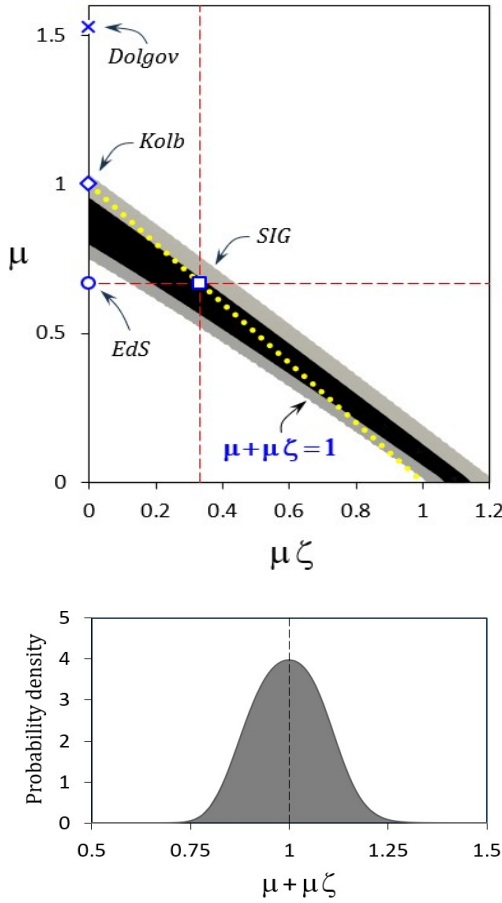


Figure 3. Upper panel: Re-plotting Figure 2 in terms of $\{\mu, \mu\zeta\}$. The dotted yellow line in Figure 2 becomes a straight line $\mu + \mu\zeta = 1$. Lower panel: Distribution of the sum $\mu + \mu\zeta$ as constructed from the upper panel; **the distribution exhibits a pronounced symmetric peak at $\mu + \mu\zeta = 1$ and width ~ 0.2 .**

The upper panel of Figure 3 re-plots Figure 2 using $\{\mu, \mu\zeta\}$, where the locus transforms into a straight line $\mu + \mu\zeta = 1$. Given the constraints $\{\mu > 0, \zeta \geq 0\}$, the lower panel of Figure 3 shows the distribution of $\eta := (1 + \zeta)\mu$; it exhibits a prominent peak at $\eta = 1$ with a width ~ 0.2 , thereby strongly supporting the relation $(1 + \zeta)\mu = 1$.

Corollary 2: Relationship between c and cosmic expansion rate—It is straightforward to show that the identity $(1 + \zeta)\mu = 1$, combined with Eqs. (4) and (5), renders $\dot{a} = \frac{\mu}{t_0}(t/t_0)^{\mu-1}$ and $c = c_0(t/t_0)^{-\mu\zeta} = c_0(t/t_0)^{\mu-1}$, hence yielding Relation (10)

$$c = \mu^{-1} c_0 t_0 \dot{a} \quad \forall t \quad (10)$$

This Relation indicates that, during the late-time epoch, the cosmic expansion rate is always in synchrony with the speed of light. This surprising and remarkable feature is starkly absent in the Λ CDM model, and thus it embodies a new empirical “law”.

The SIG case, where $a \propto t^{2/3}$ and $c \propto a^{-1/2} \propto t^{-1/3}$, conforms to $c \propto \dot{a}$. The Kolb case, where $a \propto t$ with c held fixed, trivially satisfies this relation. Figure 4 displays the

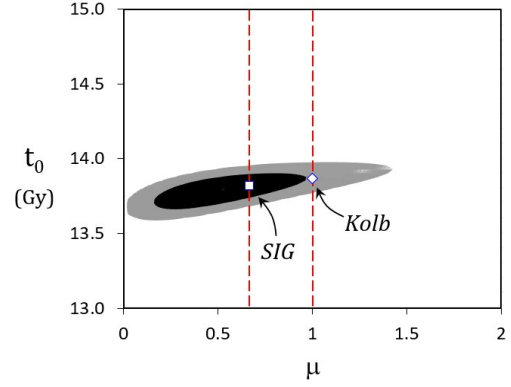


Figure 4. 68% and 95% constraint contours for models satisfying $(1 + \zeta)\mu = 1$. The distribution of t_0 is insensitive to μ . The parameters for the SIG and Kolb cases are given in Table I.

joint distribution of μ and the cosmic age t_0 for the class of models that satisfy $(1 + \zeta)\mu = 1$.

Corollary 3: Generalized Copernican Principle in the time domain—On a large scale, the cosmos is homogeneous and isotropic. The RW metric embeds this Copernican Principle by allowing the scale factor to be a function of time t but not the spatial coordinates $\{r, \theta, \varphi\}$.

If $c \propto \dot{a}$, the Hubble sphere, defined as $D_H = c/H \propto a$, grows in sync with the scale factor a . On a large scale, at any given instant, the receding speed between two galaxies is synchronous with the prevailing speed of light at that moment. Consequently, cosmic expansion is *self-invariant* when viewed from any vantage point in time.

More broadly, *irrespective* of the actual forms of $a(t)$ and $c(a)$, as long as $\dot{a} = Bc$ (where B is a constant), the Ricci scalar of the VSL RW metric (3) is strictly proportional to a^{-2} , viz. $\mathcal{R} = 6B^2 a^{-2}$, and its Riemann tensor is independent of $a(t)$ and t , viz. $\mathcal{R}_{121}^2 = \mathcal{R}_{131}^3 = -B^2$; $\mathcal{R}_{221}^1 = -\mathcal{R}_{232}^3 = B^2 r^2$; $\mathcal{R}_{331}^1 = \mathcal{R}_{332}^2 = B^2 r^2 \sin^2 \theta$. It can be shown that the reverse statement is also valid. This property constitutes a mathematical formulation of the Generalized Copernican Principle in the time domain.

Corollary 4: An alternative explanation for late-time acceleration—Along the locus $(1 + \zeta)\mu = 1$, viz. $\eta = 1$, Formula (16) reduces to

$$d_L^{MW} = c_{MW} t_0 \frac{1+z}{F(z)} \ln \frac{1+z}{F^{1+\zeta}(z)} \quad (19)$$

which behaves asymptotically as

$$d_L^{MW} \simeq z \ln z \quad \text{at high } z \quad (20)$$

Compared with the EdS universe, where

$$d_L^{(EdS)} = 2c \frac{1+z}{H_0} \left(1 - \frac{1}{\sqrt{1+z}}\right) \simeq z \quad \text{at high } z \quad (21)$$

the *extra factor* $\ln z$ on the right-hand-side of Eq. (20) is responsible for the excess in distance modulus observed at high redshift in the Hubble diagram of SNeIa. **This insight explains why supernovae at high redshift appear dimmer than expected based on the EdS model.** Consequently, late-time acceleration can naturally arise from the synchronous

behavior between the speed of light and the cosmic expansion rate, without resorting to DE.

The SIG case, where $a \propto t^{2/3}$ and $c \propto a^{-1/2}$, was investigated in Ref. [5]. In that work, we provided the physical intuition behind the late-time acceleration: *it is result from a declining speed of light in an expanding EdS universe*. As Figure 2 demonstrates, while the EdS model fails to fit the Pantheon data, our SIG model succeeds by incorporating a declining c [5].

Corollary 5: Infinite cosmological and event horizons—If we extend the identity $(1+\zeta)\mu = 1$ to earlier epochs, then the cosmological horizon is divergent:

$$l_H(t) = a(t) \int_0^t \frac{c(a)d\tau}{a(\tau)} \simeq \int_0^t \frac{d\tau}{a^{1+\zeta}(\tau)} \simeq \int_0^t \frac{d\tau}{\tau} = \infty \quad (22)$$

This property resolves the horizon paradox, without invoking inflation; (in this regard, see also [11, 12]). Furthermore, the event horizon, defined to be the size of the region from which a signal emitted at the current moment will ever reach the observer (staying fixed at $\vec{x} = 0$) in arbitrary distant *future*, is also divergent:

$$l_{\text{event}}(t) = a(t) \int_t^\infty \frac{c(a)d\tau}{a(\tau)} \simeq \int_t^\infty \frac{d\tau}{\tau} = \infty \quad (23)$$

Corollary 6: A new conformally-flat metric for cosmology—When $c \propto \dot{a}$, by rescaling $a \rightarrow \frac{\mu a_0}{c_0 t_0} a$ and $r \rightarrow \frac{c_0 t_0}{\mu a_0} r$, the VSL RW metric (3) is transformed into

$$ds^2 = da^2 - a^2 (dr^2 + r^2 d\Omega^2) \quad (24)$$

In this form, the cosmic scale factor itself effectively acts as the time coordinate; viz., each cosmic event can be labeled by a quartet $\{a, r, \theta, \varphi\}$. Furthermore, by setting $a = e^\eta$, Metric (24) is *conformal to the Minkowski metric*, viz.

$$ds^2 = e^{2\eta} [d\eta^2 - (dr^2 + r^2 d\Omega^2)] \quad (25)$$

with the conformal time coordinate $\eta \in \mathbb{R}$ *unbounded*. This conformally flat metric explains the absence of both cosmological and event horizons, as shown in Corollary 5.

We conjecture that Metric (24) (or equivalently, (25)), captures the kinematics of the cosmic scale factor. Two remarks are warranted: (i) Metric (24) is *not* the Milne universe, which is spatially open and equivalent to the Minkowski metric. In contrast, Metric (24) is spatially flat and conformal to the Minkowski metric. (ii) Compared with the de Sitter universe $ds^2 = d\eta^2 - e^{2\sqrt{\frac{\Lambda}{3}}\eta} (dr^2 + r^2 d\Omega^2)$ where $\eta \in \mathbb{R}$ unbounded, Metric (25) has a built-in feature that $c \propto \frac{da}{d\eta} \quad \forall \eta \in \mathbb{R}$.

Corollary 7: On Kolb’s coasting cosmology—In [15], Kolb introduced a coasting universe where $a \propto t$, with c held fixed. (Note: His model aligns with Metric (24) if the spatial curvature vanishes.) Operating within the framework of general relativity (GR), where the 2nd Friedmann equation $\frac{\ddot{a}}{a} = -\frac{4\pi G}{3}(\rho + 3p/c^2)$ is applicable, the linear growth $a \propto t$ necessitates a new form of matter that

Kolb termed “K-matter”, characterized by an equation of state $w = -1/3$. The coasting universe has been further explored by Melia and other authors, revealing a host of interesting phenomenology regarding the Baryon Acoustic Oscillations (BAO) and large-scale structure formation [21–25]. Nevertheless, the existence of K-matter remains a contentious foundational issue, potentially hindering wider acceptance of Kolb’s coasting cosmology [26, 27].

In a recent development [5–7], we introduced the scale-invariant gravity (SIG) case, where $\{\mu, \zeta\} = \{\frac{2}{3}, \frac{1}{2}\}$, by deducing it from the non-minimal coupling between matter and gravity. It is important to note that both Kolb and SIG cases belong to the class of self-invariant models: each satisfies the condition $c \propto \dot{a}$, as established in Corollary 2. Due to the “degeneracy” along the locus $(1+\zeta)\mu = 1$, Kolb’s model, where $\{\mu, \zeta\} = \{1, 0\}$, is related to our SIG model via a cosmic time coordinate transformation expressed in Eqs. (7) and (8).

Therefore, although Kolb’s cosmology may be conceptually problematic within GR, it is mathematically equivalent to our SIG model which is founded on scale-invariant gravity. Consequently, the nuanced “K-matter” can be effectively avoided by linking Kolb’s cosmology to our SIG model. Owing to this connection, the promising phenomenology of the coasting universe, developed by Melia and others [21–24], may retain its validity.

Conclusion: A Novel Kinematics for Cosmology

—Figures 2 and 3 capture the core finding of our paper. Without imposing any specific underlying model beforehand (such as the Λ CDM model or any modified theories of gravitation), we aimed instead to deduce the *kinematic* functions $a(t)$ and $c(a)$ for the VSL RW metric (3) directly from the Pantheon Catalog of SNeIa. By adopting parsimonious power-law functions $a \propto t^\mu$ and $c \propto a^{-\zeta}$, which are free of any preferred scales and thus circumvent the “why-now” coincidence problem, we obtained the likelihood contour plots for the parameter space $\{\mu, \zeta\}$ shown in Figure 2 and, equivalently, for $\{\mu, \mu\zeta\}$ shown in Figure 3.

Remarkably, the contour plots conform to the relation $(1+\zeta)\mu = 1$, as evidenced in the lower panel of Figure 3. It is essential to emphasize that *there is no a priori theoretical reason why this relation should hold*; yet observational data confirms it *posterior* as a phenomenological fact. As such, *the relation constitutes a new empirical “law”*.

The implications of the relation $(1+\zeta)\mu = 1$ are both immediate and profound: it indicates that *the speed of light c is strictly proportional to the cosmic expansion rate da/dt at all instants during the late-time epoch*—a striking and distinct feature that is absent in the Λ CDM model. Consequently, as discussed in Corollaries 4 and 5, the perfect proportionality $c \propto da/dt$ naturally explains late-time acceleration and produces an infinite cosmological horizon, all without necessitating the inclusion of DE and inflation. Furthermore, it reflects a *self-invariant* cosmic evolution, as outlined in Corollaries 3 and 6.

If this newfound *synchronous behavior between c and da/dt* is further corroborated, it will represent a salient and stringent requirement that any viable underlying dynamical model of cosmology must obey—a requirement that the Λ CDM model fails to meet.

In this regard, our paper provides the clearest and most decisive evidence to date that exposes a fundamental limitation of the Λ CDM paradigm and paves the way toward a new framework for constructing robust cosmological models [28].

Acknowledgments—I thank Demosthenes Kazanas, Tiberiu Harko, Lehel Csillag, and Pradyumn K. Sahoo for helpful discussions.

Appendix A: Frequency ratio in VSL cosmology

The null geodesic ($ds^2 = 0$) for a lightwave traveling from an emitter toward Earth (viz. $d\Omega = 0$) is thus: $dr = \frac{c_0 dt}{a^{1+\zeta}(t)}$. Denote t_{em} and t_{ob} the emission and observation time points of the lightwave, and r_{em} the co-moving distance of the host galaxy from the Milky Way. From (1), we have

$$r_{em} = c_0 \int_{t_{em}}^{t_{ob}} \frac{dt}{a^{1+\zeta}(t)} \quad (\text{A1})$$

The next wavecrest to leave the emitter at $t_{em} + \delta t_{em}$ and arrive at Earth at $t_{ob} + \delta t_{ob}$ satisfies

$$r_{em} = c_0 \int_{t_{em} + \delta t_{em}}^{t_{ob} + \delta t_{ob}} \frac{dt}{a^{1+\zeta}(t)} \quad (\text{A2})$$

Subtracting the two equations yields

$$\frac{\delta t_{ob}}{a_{ob}^{1+\zeta}} = \frac{\delta t_{em}}{a_{em}^{1+\zeta}} \quad (\text{A3})$$

which leads to the ratio between the emitted frequency and the observed frequency

$$\frac{\nu_{ob}}{\nu_{em}} = \frac{\delta t_{em}}{\delta t_{ob}} = \frac{a_{em}^{1+\zeta}}{a_{ob}^{1+\zeta}} = a^{1+\zeta} \quad (\text{A4})$$

Appendix B: Modifying the distance–redshift formulae for VSL cosmology

Note that with $a(t) = (t/t_0)^\mu$, we obtain (by defining $\eta := (1 + \zeta)\mu$)

$$r = c_0 \int_t^{t_0} \frac{dt}{a^{1+\zeta}(t)} = c_0 \int_t^{t_0} \frac{dt}{(t/t_0)^{\mu(1+\zeta)}} \quad (\text{B1})$$

$$= \frac{c_0 t_0}{1 - \eta} \left[1 - \left(\frac{t}{t_0} \right)^{-\eta+1} \right] = \frac{c_0 t_0}{1 - \eta} \left[1 - a^{\frac{-\eta+1}{\mu}} \right] \quad (\text{B2})$$

Using $1 + z = a^{-(1+\zeta)} F^{1+\zeta}(z)$, we obtain the *modified distance–redshift formula*

$$r = \frac{c_0 t_0}{1 - \eta} \left[1 - \left(\frac{1 + z}{F^{1+\zeta}(z)} \right)^{1 - \frac{1}{\eta}} \right] \quad (\text{B3})$$

As in standard cosmology, the luminosity distance d_L is defined via the absolute luminosity L and the apparent luminosity J by

$$d_L^2 = \frac{L}{4\pi J} \quad (\text{B4})$$

On the other hand, the absolute luminosity L and the apparent luminosity J are related

$$4\pi r^2 J = L \frac{\lambda_{MW}}{\lambda_{SN}} \cdot \frac{\lambda_{MW}}{\lambda_{SN}} \quad (\text{B5})$$

In the RHS of (B5), the first term $\lambda_{MW}/\lambda_{SN}$ represents the “loss” in the energy of the red-shifted photon known as the “Doppler theft”. The second (identical) term $\lambda_{MW}/\lambda_{SN}$ is due to the dilution factor in the photon density as the same number of photons get distributed in the altered wavecrest in the radial direction (i.e., the light ray). The $4\pi r^2$ in the LHS of (B5) is the spherical dilution in flat space. From (B4) and (B5), we have

$$d_L = r \frac{\lambda_{MW}}{\lambda_{SN}} = r \frac{\lambda_{MW}}{\lambda_{MW}^*} \cdot \frac{\lambda_{MW}^*}{\lambda_{SN}} \quad (\text{B6})$$

$$= r(1 + z) \frac{\chi_{MW}^{-1}}{\chi_{SN}^{-1}} = r(1 + z) \frac{1}{F(z)} \quad (\text{B7})$$

Due to the refraction effect at Transit #3, the apparent luminosity distance observed by the Earth-based astronomer d_L^{MW} differs from d_L by the factor c_{MW}/c_0 , viz. $\frac{d_L^{MW}}{c_{MW}} = \frac{d_L}{c_0}$. Finally, we obtain the *modified luminosity distance–redshift relation*

$$d_L^{MW} = \frac{c_{MW}}{c_0} \cdot \frac{\lambda_{MW}}{\lambda_{SN}} r \quad (\text{B8})$$

$$= \frac{c_{MW} t_0}{1 - \eta} \frac{1 + z}{F(z)} \left[1 - \left(\frac{1 + z}{F^{1+\zeta}(z)} \right)^{1 - \frac{1}{\eta}} \right] \quad (\text{B9})$$

* hoang.nguyen@ubbcluj.ro

- [1] L. Perivolaropoulos and F. Skara, *Challenges for Λ CDM: An update*, New Astron. Rev. **95**, 101659 (2022), [arXiv:2105.05208 \[astro-ph.CO\]](#)
- [2] E. Di Valentino, O. Mena, S. Pan, L. Visinelli, W. Yang, A. Melchiorri, D. F. Mota, A. G. Riess and J. Silk, *In the realm of the Hubble tension—a review of solutions*, Class. Quant. Grav. **38** (2021) 153001, [arXiv:2103.01183 \[astro-ph.CO\]](#)
- [3] P. Bull, Y. Arkrami, et al, *Beyond Λ CDM: Problems, solutions, and the road ahead*, Physics of the Dark Universe **12** (2016) 56, [arXiv:1512.05356](#)
- [4] A. Blanchard, M. Douspis, M. Rowan-Robinson and S. Sarkar, *An alternative to the cosmological “concordance model”*, Astron. Astrophys. **412**, 35-44 (2003), [arXiv:astro-ph/0304237](#)

- [5] H. K. Nguyen, *New analysis of SNeIa Pantheon Catalog: Variable speed of light as an alternative to dark energy and late-time cosmic acceleration*, JCAP **04**, 005 (2025), [arXiv:2412.05262 \[astro-ph.CO\]](#)
- [6] H. K. Nguyen, *Dilaton-induced variations in Planck constant and speed of light: An alternative to Dark Energy*, Phys. Lett. B **862** (2025) 139357, [arXiv:2412.04257 \[gr-qc\]](#)
- [7] H. K. Nguyen, *A mechanism to generate varying speed of light via Higgs–dilaton coupling: Theory and cosmological applications*, Eur. Phys. J. C **85**, 393 (2025), [arXiv:2408.02583 \[gr-qc\]](#)
- [8] A. Einstein, *On the influence of gravitation on the propagation of light*, Annalen der Physik **35**, 898–908 (1911), [Link to English translation](#)
- [9] A. Einstein, *The speed of light and the statics of the gravitational field*, Annalen der Physik **38**, 355–369 (1912)
- [10] A. Einstein, *Relativity and gravitation: Reply to a comment by M. Abraham*, Annalen der Physik **38**, 1059–1064 (1912)
- [11] J. W. Moffat, *Superluminary universe: A possible solution to the initial value problem in cosmology*, Int. J. Mod. Phys. D **2**, 351 (1993), [arXiv:gr-qc/9211020](#)
- [12] A. Albrecht and J. Magueijo, *Time varying speed of light as a solution to cosmological puzzles*, Phys. Rev. D **59**, 043516 (1999), [arXiv:astro-ph/9811018](#)
- [13] A. D. Dolgov, *Higher spin fields and the problem of cosmological constant*, Phys. Rev. D **55**, 5881 (1997)
- [14] J. D. Barrow, *Cosmologies with varying light speed*, Phys. Rev. D **59**, 043515 (1999), [arXiv:astro-ph/9811022](#)
- [15] E. W. Kolb, *A Coasting Cosmology*, Astrophys. J. **344**, 543 (1989), [Link to pdf](#)
- [16] A. D. Dolgov, V. Halenka, and I. Tkachev, *Power-law cosmology, SN Ia, and BAO*, JCAP **10** (2014) 047, [arXiv:1406.2445 \[astro-ph.CO\]](#)
- [17] I. Tutusaus et al, *Power law cosmology model comparison with CMB scale information*, Phys.Rev.D **94** (2016) 103511, [arXiv:1610.03371 \[astro-ph.CO\]](#)
- [18] The variable- c Lemaître redshift formula produces the modified Hubble law: $z = (1 + \zeta) H_0 \frac{d}{c_0}$ which differs from the conventional Hubble law $z = H_0 \frac{d}{c}$ by a multiplicative factor $1 + \zeta$. The age of the universe is given by $t_0 = \frac{\mu}{H_0}$.
- [19] D. M. Scolnic et al, *The complete light-curve sample of spectroscopically confirmed Type Ia supernovae from Pan-STARRS1 and cosmological constraints from the Combined Pantheon Sample*, Astrophys. J. **859** (2018) 2, 101, [arXiv:1710.00845 \[astro-ph.CO\]](#)
- [20] We used the following data file: [archive.stsci.edu/hlsp/ps1cosmo/scolnic/data_fitres/hlsp_ps1cosmo_panstarrs_gpc1_all_model_v1_ancillary-g10.fitres](#)
- [21] F. Melia and A. Shevchuk, *The $R_h = ct$ Universe*, MNRAS **419** (2012) 2579, [arXiv:1109.5189 \[astro-ph.CO\]](#)
- [22] J. Sultana and D. Kazanas, *The $R_h = ct$ universe in alternative theories of gravity*, MNRAS **472** (2017) 2583
- [23] M. K. Yennapureddy and F. Melia, *Structure formation and the matter power-spectrum in the $R_h = ct$ universe*, Phys. Dark Univ. **31** (2021) 100752, [arXiv:2011.14053 \[astro-ph.CO\]](#)
- [24] R. Monjo, *What if the Universe Expands Linearly? A Local General Relativity to Solve the “Zero Active Mass” Problem*, Astrophys. J. **967** (2024) 66, [arXiv:2408.08339 \[astro-ph.CO\]](#)
- [25] P. Raffai, A. Pataki, R. L. Böttger, A. Karsai and Gergely Dálya, *Cosmic chronometers, Pantheon+ supernovae, and quasars favor coasting cosmologies over the flat Λ CDM model*, Astrophys. J. **979** (2025) 1, 51, [arXiv:2412.15717 \[astro-ph.CO\]](#)
- [26] D. Y. Kim, A. N. Lasenby and M. P. Hobson, *Friedmann–Robertson–Walker models do not require zero active mass*, MNRAS **460** (2016) L119–L122, [arXiv:1601.07890 \[astro-ph.CO\]](#)
- [27] F. Melia, *The zero active mass condition in Friedmann Robertson–Walker cosmologies*, Front. Phys. **12**, 129802 (2017), [arXiv:1602.01435 \[physics.gen-ph\]](#)
- [28] A historical analogy would help illustrate our approach. Between 1600 and 1619, Johannes Kepler took up the challenge of deciphering Tycho Brahe’s catalog of planetary motions. Kepler made a breakthrough in conceiving that planets move in elliptical orbits instead of circular or oval shapes. This new, and *parsimonious*, functional form of orbits readily allowed him to deduce, from Tycho’s catalog, his three laws of planetary motions. The Kepler laws would later prove instrumental for Isaac Newton to derive his inverse-square law of universal gravitation, $F_{\text{grav}} \propto 1/r^2$. It is essential to note that *Kepler’s approach was purely empirical*; he did not a priori assume any specific law for gravitational attraction between the Sun and the planets. Rather, he sought to decipher “*how*” the planets move (viz. the *kinematics*), without delving into “*why*” they move in such fashion (viz. the *dynamics*)—a feat that Newton later accomplished based on the planetary kinematics that Kepler had established.