

Online Ramsey numbers of the claw versus cycles

Hexuan Zhi^{1,2} and Yanbo Zhang^{*,1,2}

¹*School of Mathematical Sciences, Hebei Normal University, Shijiazhuang 050024, China*

²*Hebei Research Center of the Basic Discipline Pure Mathematics, Shijiazhuang 050024, China*

Abstract: The online Ramsey number $\tilde{r}(G, H)$ is defined via a Builder–Painter game on an empty graph with countably many vertices. In each round, Builder reveals an edge, which Painter immediately colors either red or blue. Builder wins once a red copy of G or a blue copy of H appears, and $\tilde{r}(G, H)$ is the minimum number of edges Builder must reveal to force a win.

For a long cycle C_ℓ , the online Ramsey numbers $\tilde{r}(G, C_\ell)$ are known only for a few specific choices of G . In particular, exact values were determined for $G = P_3$ by Cyman, Dzido, Lapinskas, and Lo (Electron. J. Combin., 2015), while asymptotically tight results were obtained when G is an even cycle by Adamski, Bednarska-Bzdęga, and Blažej (SIAM J. Discrete Math., 2024). In this paper, we consider the case where G is the claw $K_{1,3}$ and determine the exact value of $\tilde{r}(K_{1,3}, C_\ell)$. We show that

$$\tilde{r}(K_{1,3}, C_\ell) = \left\lfloor \frac{3(\ell+1)}{2} \right\rfloor \quad \text{for all } \ell \geq 13.$$

Keywords: Ramsey number, online Ramsey number, claw, cycles

2020 MSC: 05C55, 05C57, 05D10

1 Introduction

Online Ramsey numbers were introduced by Beck [5], and the name originates from the work of Kurek and Ruciński [12]. Given two simple graphs G and H , we consider a two-player game between *Builder* and *Painter*, called the (G, H) –*online Ramsey game*. The game starts with an edgeless graph on countably many vertices. In each round, Builder selects two currently non-adjacent vertices and exposes the edge between them, and Painter immediately colors this edge either red or blue. Builder aims to force, in as few rounds as possible, the appearance of a red copy of G or a blue copy of H , while Painter aims to delay this outcome for as long as possible.

*Corresponding author.

Email addresses: hxzhi.edu@outlook.com (H. Zhi), ybzhang@hebtu.edu.cn (Y. Zhang)

The *online Ramsey number* $\tilde{r}(G, H)$ is the minimum number of rounds (equivalently, the minimum number of exposed edges) that Builder needs to guarantee a win.

For online Ramsey numbers involving complete graphs, Conlon [7] established a general upper bound for $\tilde{r}(n, n)$. For lower bounds, Beck [5] gave an elegant argument showing that $\tilde{r}(n, n) \geq r(n, n)/2$. More recently, Conlon, Fox, Grinshpun, and He [8] improved this bound by proving $\tilde{r}(n, n) \geq 2^{(2-\sqrt{2})n+O(1)}$.

In contrast to the complete-graph case, the study of online Ramsey numbers for sparse graphs has been particularly active, especially for paths, stars, trees, and cycles; see, for instance, [1, 2, 3, 4, 6, 9, 10, 11, 13, 14, 15, 16, 17, 18]. However, results concerning *long* cycles in this direction remain rather limited, and exact values are known only in very few cases. This makes it particularly meaningful to determine precise online Ramsey numbers when the avoided graph is a long cycle.

Concerning long cycles, Adamski, Bednarska-Bzdęga, and Blażej [4] proved that for all large n and fixed k ,

$$\tilde{r}(C_k, C_n) = 2n + \mathcal{O}(k) \quad \text{if } k \text{ is even,}$$

while

$$\tilde{r}(C_k, C_n) \leq 3n + o(n) \quad \text{if } k \text{ is odd.}$$

Cyman, Dzido, Lapinskas, and Lo [9] determined that for $\ell \geq 5$,

$$\tilde{r}(P_3, C_\ell) = \left\lceil \frac{5\ell}{4} \right\rceil.$$

Beyond these, relatively few results are known for online Ramsey numbers involving long cycles. Song, Wang, and Zhang [17] showed that for $\ell \geq 2$,

$$\tilde{r}(K_{1,3}, P_\ell) = \left\lfloor \frac{3\ell}{2} \right\rfloor.$$

In this paper, we extend their work by determining the exact value of $\tilde{r}(K_{1,3}, C_\ell)$. Our main result is the following.

Theorem 1.1. *For $\ell \geq 13$, we have*

$$\tilde{r}(K_{1,3}, C_\ell) = \left\lfloor \frac{3(\ell+1)}{2} \right\rfloor.$$

To determine $\tilde{r}(K_{1,3}, C_\ell)$, we give an explicit winning strategy for Builder. Starting from three small forced configurations, we apply case-specific routines that extend a controlled blue path structure until it can be closed to a blue C_ℓ within the claimed number of rounds.

We prove the lower bound in Section 2. In Section 3.1 we introduce several technical lemmas and key structures, whose proofs are deferred to Section 4; the upper bound is established in Section 3.2.

2 The Lower Bound for Theorem 1.1

To establish the lower bound, we construct a strategy for Painter which guarantees that after $\left\lfloor \frac{3(\ell+1)}{2} \right\rfloor - 1$ rounds, Builder still cannot force a blue copy of C_ℓ .

Throughout the game, Painter colors the exposed edge red unless doing so would create either a red $K_{1,3}$ or a red cycle C_k with $3 \leq k \leq \left\lfloor \frac{\ell+1}{2} \right\rfloor$. More precisely, let R_i denote the graph formed by all red edges before round i , and let e_i be the edge chosen by Builder in round i . If $R_i + e_i$ contains a copy of $K_{1,3}$ or a cycle of length at most $\left\lfloor \frac{\ell+1}{2} \right\rfloor$, then Painter colors e_i blue; otherwise, Painter colors e_i red.

Let G , R , and B be the graphs induced by all edges, all red edges, and all blue edges, respectively, at the end of round $\left\lfloor \frac{3(\ell+1)}{2} \right\rfloor - 1$. We will show that G contains neither a red $K_{1,3}$ nor a blue C_ℓ .

If R contains at least $\left\lfloor \frac{\ell+1}{2} \right\rfloor + 1$ edges, then B contains at most

$$\left\lfloor \frac{3(\ell+1)}{2} \right\rfloor - 1 - \left(\left\lfloor \frac{\ell+1}{2} \right\rfloor + 1 \right) \leq \ell - 1$$

edges, and hence B cannot contain C_ℓ . Therefore, we may assume that R has at most $\left\lfloor \frac{\ell+1}{2} \right\rfloor$ edges. By Painter's strategy, R contains no cycles and has maximum degree at most 2, and thus R is a disjoint union of paths.

Let s be the number of connected components of R . Let X be the set of vertices of degree 2 in R , and for $1 \leq i \leq s$ let $\{y_{2i-1}, y_{2i}\}$ denote the two endpoints of the i th path component. Then R has exactly $|X| + s$ edges, and this number is at most $\left\lfloor \frac{\ell+1}{2} \right\rfloor$. Hence

$$|X| + s \leq \left\lfloor \frac{\ell+1}{2} \right\rfloor. \quad (1)$$

Suppose that G contains a blue copy of C_ℓ . Since every vertex of C_ℓ has degree 2, the cycle can use at most $2|X|$ edges incident with vertices in X . Recall Painter's coloring rule: every blue edge is "forced", in the sense that it is colored blue only to avoid creating a red $K_{1,3}$ or a short red cycle. Equivalently, each blue edge is either incident with a vertex in X , or it is an edge joining the two endpoints of some path component, namely $y_{2i-1}y_{2i}$. Therefore, the total number of blue edges is at most $2|X| + s$, and thus

$$2|X| + s \geq \ell. \quad (2)$$

Combining this with Eq. (1), we further obtain

$$2|X| + s \leq \ell + 1 - s. \quad (3)$$

If $s \geq 2$, then by Eqs. (2) and (3) we obtain

$$\ell \leq 2|X| + s \leq \ell + 1 - s \leq \ell - 1,$$

a contradiction.

It remains to consider the case $s = 1$. Then Eqs. (2) and (3) imply that $2|X| + s = \ell$, and hence $|X| + s = \left\lfloor \frac{\ell+1}{2} \right\rfloor$. Consequently, R is a single path on $\left\lfloor \frac{\ell+1}{2} \right\rfloor$ edges. If Builder joins the two

endpoints of this path, then by Painter's rule the new edge is colored red, creating a red cycle of length $\lfloor \frac{\ell+1}{2} \rfloor + 1$. As discussed above, this forces at most $\ell - 1$ blue edges in total. If instead Builder never joins the two endpoints of R , then every blue edge must be incident with a degree-2 vertex of R , and therefore there are at most $2|X| = \ell - 1$ blue edges. In either case, the blue graph cannot contain a copy of C_ℓ . \square

3 The Upper Bound for Theorem 1.1

3.1 Overview and technical preparation

We first list all lemmas needed for the proof of the upper bound. To keep the argument transparent, we will use these lemmas as black boxes, postponing their complete proofs to Section 4.

Let $N = \left\lfloor \frac{3(\ell+1)}{2} \right\rfloor$. Assuming that no red $K_{1,3}$ ever appears during the game, it suffices to show that Builder can force a blue copy of C_ℓ within N rounds.

We call a vertex *good* if it is incident with at least one red edge, and *better* if it is incident with two red edges. A blue path whose two endpoints are a good vertex and a better vertex is called a *better path*; if both endpoints are better vertices, we call it a *best path*.

Lemma 3.1. *Let $m \geq 2$ and $\ell - m \geq 2$. Suppose Builder has constructed a blue P_m within k rounds and that one of the following holds:*

- P_m is a better path and $2k \leq 3m - 3$;
- P_m is a best path and $2k \leq 3m - 1$.

Then Builder can force a blue C_ℓ within a total of N rounds.

Lemma 3.2. *Suppose Builder has constructed a blue $P_{\ell-1}$ within k rounds.*

- *If $P_{\ell-1}$ is a better path, then Builder can force a blue C_ℓ within a total of $k + 3$ rounds.*
- *If $P_{\ell-1}$ is a best path, then Builder can force a blue C_ℓ within a total of $k + 2$ rounds.*

Lemma 3.3. *For $\ell \geq 4$, if Builder has already constructed a better $P_{\ell-2}$, then Builder can create a blue C_ℓ within five additional rounds.*

Next we introduce the notions of *Type 1*, *Type 2*, *Type 3*, and the *wavy path*. We will discuss properties of these configurations, which in certain situations will serve as building blocks for constructing a blue cycle.

Types. Let $m \geq 3$. We define three classes of configurations, called *Type 1*, *Type 2*, and *Type 3*. Suppose Builder has already constructed a blue path P_m with endpoints v_1 and v_m ; we refer to this as the *blue main path*. Starting from this blue main path, we attach one of three local gadgets at the endpoint v_m , thereby obtaining the configurations of Type 1, Type 2, and Type 3. See Figs. 3.1a to 3.1c for illustrations.

- **Type 1:** Attach a triangle at v_m as follows: the edges v_mx and xy are blue, the edge v_mz is red, and in addition there is a red edge yz .
- **Type 2:** Add two red edges incident to v_m , namely v_mx and v_my .
- **Type 3:** Attach a triangle at v_m such that v_mx is blue, while v_my and xy are red.

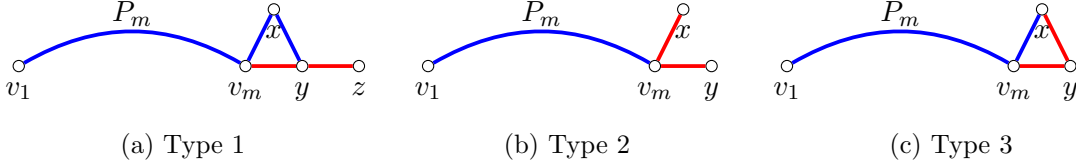


Figure 3.1

Lemma 3.4. *Assume that k and m satisfy $3m - 2k \geq 5$ and $\ell - m \geq 6$. If Builder constructs a Type 1 configuration within $k + 4$ rounds, or a Type 2 configuration within $k + 2$ rounds, or a Type 3 configuration within $k + 3$ rounds, then in each case Builder can force a blue C_ℓ within a total of N rounds.*

The lemma above shows that once Builder has produced a *Type 1*, *Type 2*, or *Type 3* configuration, it suffices to focus on the blue main path P_m created during the first k rounds. If the inequalities $3m - 2k \geq 5$ and $\ell - m \geq 6$ hold, then Builder can force a blue C_ℓ in at most N rounds.

Wavy path. Let $i \geq 2$ and suppose that $i \geq 2j + 1$. Consider a blue path P_{i+j} . If its edge set contains $j \geq 0$ pairwise vertex-disjoint subpaths of length 3 (i.e., copies of P_3), and moreover the two endpoints of each such P_3 are joined by a red edge, then we call the graph formed by this blue path together with these red edges a *wavy path*, denoted by $P(i, j)$. In $P(i, j)$, each P_3 together with the red edge joining its endpoints forms a triangle; we call such a triangle a *wavy triangle*. The unique vertex of a wavy triangle that is not incident with the red edge is called a *wavy point*.

For later convenience, we adopt a standardized labeling convention. In $P(i, j)$, we label all wavy points (if any) consecutively by u_1, \dots, u_j , and label the remaining vertices along the underlying path order by v_1, \dots, v_i .

A schematic illustration of a general wavy path is given in Fig. 3.2. In that figure, P_m denotes a blue path with endpoints v_1 and v_m , and P_n denotes a blue path with endpoints v_{m+1} and v_{m+n} , where $m, n \geq 2$. We also present concrete examples of wavy paths, namely $P(4, 1)$ and $P(4, 0)$. It is easy to check that, up to isomorphism, there are exactly two possibilities for $P(4, 1)$ and exactly one for $P(4, 0)$; see Fig. 3.3.

Next we record several basic properties of wavy paths. A straightforward counting shows that $P(i, j)$ has exactly $i + j$ vertices and $i + 2j - 1$ edges: among them, $i + j - 1$ edges come from the blue path P_{i+j} , and the remaining j edges are red. By definition, any two wavy triangles in $P(i, j)$ are vertex-disjoint, and each red edge belongs to a distinct wavy triangle. Consequently, $P(i, j)$ contains no red copy of P_3 . When $j = 0$, the graph $P(i, j)$ is simply a blue P_i .

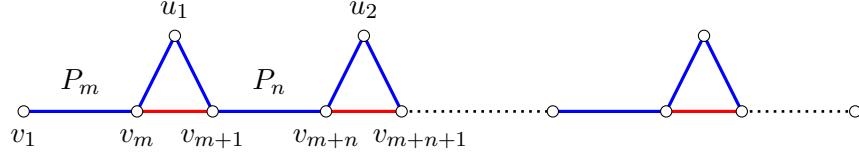


Figure 3.2: Wavy Path

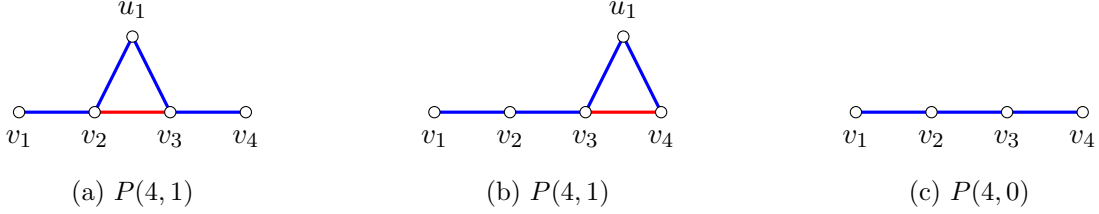


Figure 3.3: The two drawings of $P(4,1)$ and the drawing of $P(4,0)$.

Lemma 3.5. *Let $i + j \leq \ell - 3$ and $i \geq 4$. Suppose Builder has constructed a copy of $P(i, j)$ within $i + 2j - 1$ rounds, and moreover the edge v_1v_2 is blue. Then Builder can force a blue C_ℓ within a total of N rounds.*

Note that the quantity $i + 2j - 1$ in the lemma is exactly the number of edges of $P(i, j)$. Thus, when the graph built by Builder is precisely $P(i, j)$ and v_1v_2 is blue, Builder achieves a blue C_ℓ immediately.

3.2 Proof of the upper bound

Observation 3.6. *Builder either constructs G_1 within two rounds, or, after one additional round, constructs one of G_2 , G_3 , or G_4 (see Fig. 3.4).*

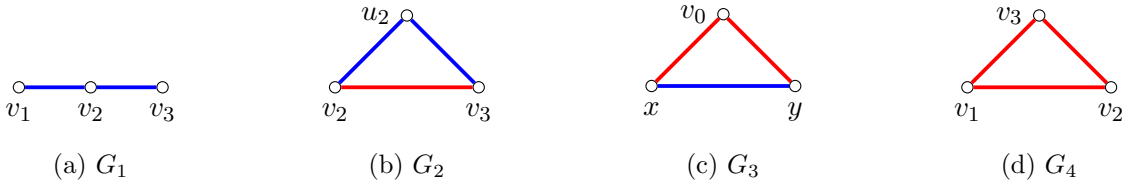


Figure 3.4

Proof. Builder first creates a P_3 . If both edges of this P_3 are blue, then we obtain G_1 . If the P_3 contains one red edge and one blue edge, then Builder joins the two endpoints of the P_3 , thereby exposing an edge e_1 . If e_1 is blue, we obtain G_2 ; otherwise, we obtain G_3 . If both edges of the P_3 are red, then Builder again joins its two endpoints, exposing an edge e_2 . If e_2 is blue, we obtain G_3 ; otherwise, we obtain G_4 . \square

Next, we design separate algorithms for the cases Figs. 3.4a to 3.4c that extend the obtained configuration to a blue C_ℓ ; the case Fig. 3.4d is easier to handle. Our overall strategy is as follows. By Theorem 3.6, Builder first forces one of G_1 , G_2 , G_3 , and G_4 ; we then apply the corresponding algorithm to the resulting graph to complete the proof.

Theorem 3.7. *If Builder constructs G_1 within the first two rounds of the $(K_{1,3}, C_\ell)$ -online Ramsey game, then Builder can force a blue C_ℓ within a total of N rounds.*

Proof. Builder first introduces a new vertex v_4 and exposes the edge v_3v_4 . If this edge is blue, then Builder has obtained $P(4, 0)$. If v_3v_4 is red, then Builder introduces a new vertex u_1 and exposes the edge v_3u_1 . If v_3u_1 is red, then a Type 2 configuration is formed. If instead v_3u_1 is blue, Builder next exposes the edge v_4u_1 . If v_4u_1 is blue, then Builder has obtained $P(4, 1)$; if v_4u_1 is red, then a Type 3 configuration is formed.

In both the Type 2 and Type 3 outcomes above, the blue main path is precisely the blue P_3 constructed within the first two rounds, and thus the desired conclusion follows from Theorem 3.4. In the remaining outcomes $P(4, 0)$ and $P(4, 1)$, the conclusion follows from Theorem 3.5. \square

Theorem 3.8. *If Builder constructs G_2 within the first three rounds of the $(K_{1,3}, C_\ell)$ -online Ramsey game, then Builder can force a blue C_ℓ within a total of N rounds.*

Proof. We use the vertex labeling of G_2 shown in Fig. 3.4b. Builder now introduces two new vertices v_1 and v_4 , and exposes the edges v_1v_2 and v_3v_4 . We consider the following three cases.

Case 1. Both v_1v_2 and v_3v_4 are blue.

In this case, within five rounds Builder has constructed a copy of $P(4, 1)$ with v_1v_2 blue, and therefore the conclusion follows from Theorem 3.5.

Case 2. Exactly one of v_1v_2 and v_3v_4 is red and the other is blue. Without loss of generality, assume that v_1v_2 is red and v_3v_4 is blue.

Builder exposes the edge v_1v_4 . If this edge is blue, then $v_1v_4v_3v_2v_2$ forms a better blue P_5 constructed within 6 rounds, and we can apply Theorem 3.1 to finish the proof. If instead v_1v_4 is red, then starting with $i = 4$ Builder repeatedly performs the following step: introduce a new vertex v_{i+1} and expose the edge v_iv_{i+1} . This process stops as soon as either v_iv_{i+1} is blue or the edge $v_{\lfloor \ell/2 \rfloor}v_{\lfloor \ell/2 \rfloor + 1}$ is exposed; otherwise, we increment i and continue from v_{i+1} . After the process terminates, we refer to Fig. 3.5. Depending on whether the final edge v_iv_{i+1} is red or blue, we proceed with separate analyses.

Subcase 2.1. $i = 4$ and v_iv_{i+1} is blue.

Builder exposes the edge v_1v_{i+1} , which must be blue. Hence $v_1v_5v_4v_3v_2v_2$ forms a best blue P_6 constructed within 8 rounds, and we can apply Theorem 3.1 to complete the proof.

Subcase 2.2. $5 \leq i \leq \lfloor \ell/2 \rfloor$ and v_iv_{i+1} is blue.

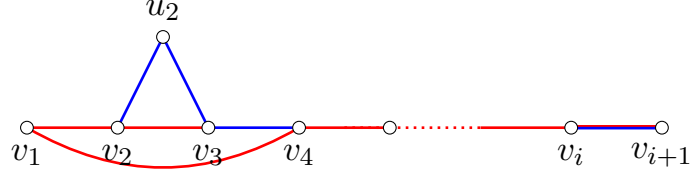


Figure 3.5

Builder exposes the edges v_1v_i and $v_{i-1}v_{i+1}$; both must be blue. If $i = 5$, then within 10 rounds Builder has constructed a best blue P_7 , and we can apply Theorem 3.1. If $6 \leq i \leq \lfloor \ell/2 \rfloor$, then Builder introduces new vertices u_3, \dots, u_{i-3} and, for each $6 \leq j \leq i$, exposes the edges $v_{j-2}u_{j-3}$ and $u_{j-3}v_{j-1}$, all of which must be blue. Consequently, within $3i - 5$ rounds Builder constructs a best blue P_{2i-3} , and again Theorem 3.1 completes the proof.

Subcase 2.3. The edge $v_{\lfloor \ell/2 \rfloor}v_{\lfloor \ell/2 \rfloor+1}$ is red.

Builder introduces new vertices u_1, u_3, \dots, u_{i-2} . Next, Builder exposes the edges v_1u_1 and u_1v_2 , and for each $5 \leq j \leq i$ exposes the edges $v_{j-1}u_{j-2}$ and $u_{j-2}v_j$; all these edges must be blue.

If ℓ is even, then Builder exposes the edge v_1v_{i+1} , which must be blue. Thus, within $3\ell/2 - 2$ rounds Builder has constructed a better blue $P_{\ell-1}$, and the claim follows from Theorem 3.2.

If ℓ is odd, then $i = (\ell - 1)/2$. Builder introduces a new vertex v_{i+2} and exposes the edge $v_{i+1}v_{i+2}$. If $v_{i+1}v_{i+2}$ is blue, then Builder exposes v_1v_{i+2} , which must be blue, and hence within $(3\ell - 1)/2 - 2$ rounds Builder has constructed a better blue $P_{\ell-1}$. Applying Theorem 3.2 completes the proof. If instead $v_{i+1}v_{i+2}$ is red, then Builder introduces new vertices u_{i-1} and u_i , and exposes the edges v_iu_{i-1} , $u_{i-1}v_{i+1}$, $v_{i+1}u_i$, and u_iv_1 , all of which must be blue. Consequently, within $(3\ell + 1)/2$ rounds Builder constructs a blue C_ℓ .

Case 3. Both v_1v_2 and v_3v_4 are red.

We extend the red path $v_1v_2v_3v_4$ starting from v_4 as follows. For each $i \geq 4$, as long as the edge $v_{i-1}v_i$ is red, Builder connects v_i to two new vertices, namely u_{i-1} and v_{i+1} . If both newly exposed edges v_iu_{i-1} and v_iv_{i+1} are blue, then we stop the extension. Otherwise, without loss of generality, assume that v_iu_{i-1} is blue while v_iv_{i+1} is red; in this case Builder continues the same procedure from v_{i+1} , thereby extending the red path. The process terminates either when the red path reaches length $\lfloor \ell/2 \rfloor$, or when there exists some t with $4 \leq t \leq \lfloor \ell/2 \rfloor$ such that both v_tu_{t-1} and v_tv_{t+1} are blue. After the process terminates, we refer to Fig. 3.6. According to whether the edge v_tv_{t+1} is red or blue, we proceed with separate analyses.

Subcase 3.1. There exists some t with $4 \leq t \leq \lfloor \ell/2 \rfloor$ such that both v_tu_{t-1} and v_tv_{t+1} are blue.

Builder first exposes the edge v_1v_{t+1} . If this edge is blue, then for each $3 \leq x \leq t - 1$ Builder exposes the edge v_xu_x , which must be blue. Hence, within $3t - 3$ rounds Builder constructs a better P_{2t-1} . If instead v_1v_{t+1} is red, then Builder first exposes the edges v_xu_x for all $4 \leq x \leq t - 1$ (if

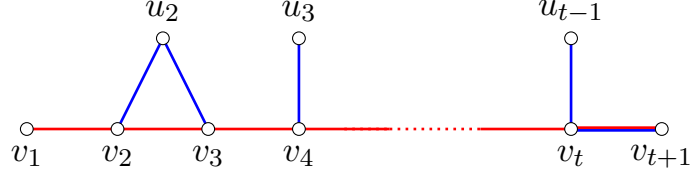


Figure 3.6

any), which must be blue, and then exposes the edges v_1u_3 and v_3v_{t+1} , both of which must be blue. Consequently, within $3t - 2$ rounds Builder constructs a best P_{2t-1} .

For either of the two blue paths obtained above, if $4 \leq t \leq \lfloor \ell/2 \rfloor - 1$, or if $t = \lfloor \ell/2 \rfloor$ and ℓ is odd, then we may apply Theorem 3.1 to finish the proof. If $t = \lfloor \ell/2 \rfloor$ and ℓ is even, then Theorem 3.2 yields the desired conclusion.

Subcase 3.2. The red path reaches length $\lfloor \ell/2 \rfloor$.

In this case $t = \lfloor \ell/2 \rfloor$. Builder first exposes the edges v_xu_x for all $3 \leq x \leq t - 1$, all of which are blue, and then exposes the edge v_1v_{t+1} .

If v_1v_{t+1} is blue, then Builder next exposes the edge v_2v_{t+1} , which must also be blue. Thus, within $3t - 2$ rounds Builder constructs a better P_{2t-1} . If ℓ is even, then applying Theorem 3.2 yields a blue C_ℓ within a total of $3\ell/2 + 1$ rounds. If ℓ is odd, then $t = \lfloor \ell/2 \rfloor = (\ell - 1)/2$, so Builder has constructed a better $P_{\ell-2}$ within $(3\ell - 3)/2 - 2$ rounds; applying Theorem 3.3 then produces a blue C_ℓ within a total of N rounds.

If v_1v_{t+1} is red, then Builder proceeds according to the parity of ℓ . If ℓ is even, Builder introduces a new vertex u_1 and exposes the edges v_1u_1 and u_1v_2 , both of which must be blue. Hence Builder constructs a best $P_{\ell-1}$ within $3t - 1 = 3\ell/2 - 1$ rounds, and the conclusion follows from Theorem 3.2. If ℓ is odd, Builder introduces two new vertices u and w , and sequentially exposes the edges v_2u , uv_{t+1} , $v_{t+1}w$, wv_1 , and v_1v_t , all of which must be blue. Consequently, within $3t + 2 \leq N$ rounds Builder obtains a blue cycle C_ℓ , namely $v_2u_2 \cdots v_{t-2}u_{t-1}v_tv_1wv_{t+1}uv_2$. \square

To handle the case Fig. 3.4c, we introduce a technique for extending blue paths, which we call the *Blue Path Expansion Algorithm*. Starting from a blue path, the algorithm produces a graph on $\alpha \in \{\ell - 3, \ell - 2, \ell - 1\}$ vertices, from which we will then construct a blue C_ℓ .

Blue Path Expansion Algorithm.

Start. Given a graph G built by Builder, let x and y be the endpoints of a longest blue path in G .

Phase 1. Builder introduces a new vertex v_1 and exposes the edge yv_1 .

- If yv_1 is blue, then we call Phase 1 an instance of **Process 1**. In this case the resulting graph contains a longer blue path, and we proceed to **End 1**.
- If yv_1 is red, we move to **Phase 2**. Moreover, the action of introducing v_1 and exposing the red edge yv_1 is regarded as **Step 1** of Phase 2.

Phase 2. Step 1. Introduce a new vertex v_1 and expose the edge yv_1 , which is red.

Step 2. Starting with $i = 1$, Builder iteratively connects v_i to two new vertices u_i and v_{i+1} by exposing the edges v_iu_i and v_iv_{i+1} . If these two edges are one red and one blue, then without loss of generality assume that v_iu_i is blue and v_iv_{i+1} is red; Builder then continues the same procedure from v_{i+1} . This iteration stops as soon as there exists some $t \geq 1$ such that both v_tu_t and v_tv_{t+1} are blue, or when the total number of vertices reaches α .

If the total number of vertices reaches α while v_tu_t and v_tv_{t+1} are one red and one blue, then go to **End 2**. If the total number of vertices is at most α and both v_tu_t and v_tv_{t+1} are blue, we proceed as follows.

For each $1 \leq j \leq t-1$, Builder exposes the edge v_ju_{j+1} (if it exists); these edges must be blue. Finally, expose the edge yv_{t+1} :

- If yv_{t+1} is blue, then we call this execution of Phase 2 an instance of **Process 2**.
- If yv_{t+1} is red, then Builder additionally exposes the edge yu_1 , which must be blue; in this case we call the execution an instance of **Process 3**.

In either outcome, Builder has obtained a graph containing a longer blue path, and we proceed to **End 1**.

End 1. If the total number of vertices in Builder's graph has reached α , then terminate the algorithm. Otherwise, take the current graph (which contains a longer blue path) as the new input G and iterate from **Start**. There is one exception: if immediately after completing Step 1 of Phase 2 the graph already has $\ell - 3$ vertices, then we do not terminate; instead, we continue with Step 2 until the graph reaches $\ell - 1$ vertices, and then terminate.

End 2. In this situation, without loss of generality, v_tu_t is blue and v_tv_{t+1} is red, and the total number of vertices has reached α . We distinguish the following cases:

- If $\alpha \in \{\ell - 1, \ell - 2\}$, we call this execution an instance of **Process 4** and terminate the algorithm.
- If $\alpha = \ell - 3$, then Builder further connects v_{t+1} to two new vertices u_{t+1} and v_{t+2} by exposing the edges $v_{t+1}u_{t+1}$ and $v_{t+1}v_{t+2}$. If both of these edges are blue, then Builder exposes v_1v_{t+1} : if it is blue, this results in **Process 2**; if it is red, Builder additionally exposes the edge yu_1 , which must be blue, yielding **Process 3**. If instead the two edges $v_{t+1}u_{t+1}$ and $v_{t+1}v_{t+2}$ are one red and one blue, then this execution is **Process 4**, and we terminate the algorithm.

Remark on the Blue Path Expansion Algorithm.

The Blue Path Expansion Algorithm is a constructive strategy for Builder rather than an “algorithm” in the computational sense. Starting from a current longest blue path, Builder first attempts to extend it directly at an endpoint. If this attempt is blocked by a red edge, the

strategy switches to a more delicate iterative procedure designed to overcome this obstacle. In each execution, the strategy either extends the blue path in a controlled way via **Process 1–3**, or it terminates in **Process 4**, producing a well-structured graph on $\alpha \in \{\ell - 3, \ell - 2, \ell - 1\}$ vertices; these structural properties will be exploited later to construct a blue C_ℓ .

Observe that the entire expansion strategy consists of a sequence of Processes 1–4. In each instance of **Process 1**, Builder spends one round and increases the length of the blue path by one vertex. In each instance of **Process 2**, Builder spends $3t + 1$ rounds and increases the blue path by $2t + 1$ vertices. In each instance of **Process 3**, Builder spends $3t + 2$ rounds and likewise increases the blue path by $2t + 1$ vertices. If **Process 4** occurs, the strategy terminates; we will analyze this case in more detail later.

Theorem 3.9. *If Builder constructs G_3 within the first three rounds of the $(K_{1,3}, C_\ell)$ -online Ramsey game, then Builder can force a blue C_ℓ within a total of N rounds.*

Proof. We apply the Blue Path Expansion Algorithm to G_3 as the initial graph, thereby extending the blue P_2 contained in G_3 ; the vertex labeling of G_3 is as in Fig. 3.4c.

Suppose that during the entire expansion procedure, **Process 1** occurs k_1 times. Then Builder spends k_1 rounds and extends the blue path by k_1 vertices. If **Process 2** occurs k_2 times, then Builder spends $k_2 + 3 \sum_{i=1}^{k_2} t_i$ rounds and extends the blue path by $k_2 + 2 \sum_{i=1}^{k_2} t_i$ vertices. If **Process 3** occurs k_3 times, then Builder spends $2k_3 + 3 \sum_{i=1}^{k_3} t'_i$ rounds and extends the blue path by $k_3 + 2 \sum_{i=1}^{k_3} t'_i$ vertices. Finally, **Process 4** occurs $k_4 \in \{0, 1\}$ times.

Note that in the first execution of the algorithm one must be in **Process 1**, **Process 2**, or **Process 4**. Indeed, the endpoint y of the initial blue path in G_3 is incident with a red edge; once yv_1 is colored red, the vertex y becomes a better vertex and afterwards it is incident only with blue edges. Similarly, after each occurrence of **Process 3**, the new endpoint y of the resulting longest blue path is again incident with a red edge, and therefore the next execution must be **Process 1**, **Process 2**, or **Process 4**. Hence,

$$k_3 \leq k_1 + k_2. \quad (4)$$

Moreover, if equality holds, then immediately before termination the algorithm must have executed **Process 3**, and consequently the endpoint y of the final blue path is incident with a red edge.

For convenience, let $k := k_1 + k_2 + k_3$ and

$$M := \sum_{i=1}^{k_2} t_i + \sum_{i=1}^{k_3} t'_i.$$

Let G denote the graph produced when the algorithm terminates.

Case 1. $k_4 = 0$.

In this case, G contains a blue path $P_{\alpha-1}$ obtained by extending the blue P_2 in G_3 , and the unique vertex not on this path is v_0 . We continue to denote the endpoints of this blue $P_{\alpha-1}$ by x and y (see Fig. 3.7).




Figure 3.7

Subcase 1.1. $\alpha = \ell - 1$, or $\alpha = \ell - 2$, or $\alpha = \ell - 3$ and $k_3 \leq k_1 + k_2 - 1$.

Builder exposes the edge yv_0 , which must be blue. This yields a better blue P_α with endpoints x and v_0 , constructed within $4 + 3M + k + k_3$ rounds (where the term 4 accounts for the initial graph G_3 together with the edge v_0y). Observe that $\alpha = 3 + 2M + k$. Consequently,

$$4 + 3M + k + k_3 = \left\lfloor \frac{3\alpha - 1 + 2k_3 - k}{2} \right\rfloor. \quad (5)$$

If $\alpha = \ell - 1$ or $\alpha = \ell - 2$, then by Eqs. (4) and (5) Builder constructs a better P_α within at most $\left\lfloor \frac{3\alpha-1}{2} \right\rfloor$ rounds. For $\alpha = \ell - 1$ we then apply Theorem 3.2, and for $\alpha = \ell - 2$ we apply Theorem 3.3, completing the proof. If $\alpha = \ell - 3$ and $k_3 \leq k_1 + k_2 - 1$, then Eq. (5) gives that Builder constructs a better P_α within at most $\left\lfloor \frac{3\alpha-2}{2} \right\rfloor$ rounds, and the conclusion follows from Theorem 3.1.

Subcase 1.2. $\alpha = \ell - 3$ and $k_3 = k_1 + k_2$.

In this case the endpoint y is incident with a red edge. Builder introduces a new vertex w and exposes the edge yw .

- If yw is blue, then Builder exposes wv_0 , which must be blue. Thus, within $5 + 3M + k + k_3$ rounds Builder constructs a better $P_{\alpha+1}$. By Eq. (5), this takes at most $\left\lfloor \frac{3\alpha+1}{2} \right\rfloor$ rounds, and applying Theorem 3.3 finishes the proof.
- If yw is red, then y becomes a better vertex. Builder next exposes the edge xw .
 - If xw is blue, then Builder introduces a new vertex z and exposes the edges zv_0 and yz , both of which must be blue. Hence Builder constructs a better $P_{\alpha+2}$ within $7 + 3M + k + k_3$ rounds, that is, within at most $\left\lfloor \frac{3\alpha+5}{2} \right\rfloor$ rounds, and we then apply Theorem 3.2.
 - If xw is also red, then Builder introduces new vertices u and v and sequentially exposes the edges xu , uv_0 , yv , vw , and wv_0 , all of which must be blue. Consequently, within $10 + 3M + k + k_3$ rounds Builder constructs a blue $C_{\alpha+3}$, i.e., within at most $\left\lfloor \frac{3\alpha+11}{2} \right\rfloor$ rounds Builder completes the construction of C_ℓ .

Case 2. $k_4 = 1$.

In this case, after the algorithm terminates, Builder introduces a new vertex u_{t+1} and, for each $1 \leq j \leq t$, exposes the edge $v_j u_{j+1}$; all these edges must be blue. The resulting graph is shown

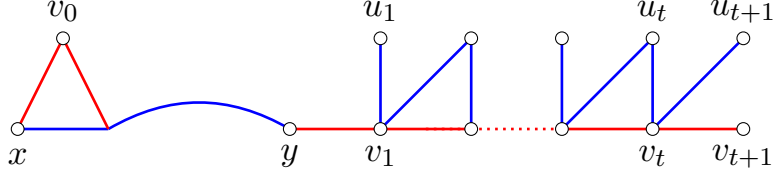


Figure 3.8

schematically in Fig. 3.8. At this point Builder has spent $3M + k + k_3 + 3t + 4$ rounds in total, and the graph has exactly $\alpha + 1$ vertices. Note that $\alpha = 2M + k + 2t + 4$. Therefore,

$$3M + k + k_3 + 3t + 4 \leq \left\lfloor \frac{3\alpha + k_3 - k_2 - k_1}{2} \right\rfloor - 2. \quad (6)$$

Subcase 2.1. $\alpha = \ell - 1$, or $\alpha = \ell - 2$ and $k_3 \leq k_1 + k_2 - 1$.

Builder exposes the edge $v_{t+1}u_{t+1}$.

- If $v_{t+1}u_{t+1}$ is red, then Builder further exposes xv_{t+1} , $v_{t+1}u_1$, and $u_{t+1}v_0$, all of which must be blue. In this way, Builder spends 4 additional rounds and obtains a better $P_{\alpha+1}$.
- If $v_{t+1}u_{t+1}$ is blue, then Builder exposes xu_1 .
 - If xu_1 is also blue, then Builder exposes v_0v_{t+1} , which must be blue. In this case, Builder spends 3 additional rounds and obtains a better $P_{\alpha+1}$.
 - If xu_1 is red, then Builder exposes v_0u_1 and xv_{t+1} , both of which must be blue. In this case, Builder spends 4 additional rounds and obtains a better $P_{\alpha+1}$.

Summarizing, when $\alpha = \ell - 1$, by Eqs. (4) and (6) Builder constructs a better $P_{\alpha+1}$ whose endpoints are non-adjacent within at most $\lfloor \frac{3\alpha}{2} \rfloor + 2$ rounds. Builder then joins the two endpoints; this edge must be blue, and hence Builder constructs C_ℓ within $\lfloor \frac{3\alpha}{2} \rfloor + 3$ rounds.

When $\alpha = \ell - 2$ and $k_3 \leq k_1 + k_2 - 1$, Eq. (6) implies that Builder constructs a better $P_{\alpha+1}$ within at most $\lfloor \frac{3\alpha-1}{2} \rfloor + 2$ rounds, and the conclusion follows from Theorem 3.2.

Subcase 2.2. $\alpha = \ell - 2$ and $k_3 = k_1 + k_2$.

In this case y becomes a better vertex. Builder exposes $v_{t+1}u_{t+1}$. If it is blue, then Builder exposes yv_{t+1} and v_0u_1 , both of which must be blue. Together with Eq. (6), this shows that Builder constructs a better $P_{\alpha+1}$ within at most $\lfloor \frac{3\alpha}{2} \rfloor + 1$ rounds, and we then apply Theorem 3.2. If instead $v_{t+1}u_{t+1}$ is red, then Builder exposes xv_{t+1} , $v_{t+1}u_1$, and $u_{t+1}v_0$, all of which must be blue. Hence Builder constructs a best $P_{\alpha+1}$ within at most $\lfloor \frac{3\alpha}{2} \rfloor + 2$ rounds, and applying Theorem 3.2 completes the proof. \square

We now complete the proof of the upper bound in Theorem 1.1. First, by Theorem 3.6, Builder forces one of the configurations G_1 , G_2 , G_3 , or G_4 . If Builder obtains G_1 , G_2 , or G_3 , then the desired conclusion follows from Theorem 3.7, Theorem 3.8, and Theorem 3.9, respectively. If

instead Builder obtains G_4 (see Fig. 3.4d), then Builder introduces two new vertices u and w , and exposes the edges v_1u , uv_3 , v_3w , and wv_2 , all of which must be blue. Hence Builder constructs a best P_5 within 7 rounds, and applying Theorem 3.1 completes the proof.

This finishes the proof of the upper bound. \square

4 Proof of the Main Lemmas

We will use as a lemma the exact value of $\tilde{r}(K_{1,3}, P_\ell)$ established by Song, Wang, and Zhang [17].

Lemma 4.1. *For $\ell \geq 2$, we have $\tilde{r}(K_{1,3}, P_\ell) = \lfloor \frac{3\ell}{2} \rfloor$.*

Next we prove all lemmas stated in Section 3. For each lemma, we first recall its statement and then provide the proof.

Lemma 3.1. *Let $m \geq 2$ and $\ell - m \geq 2$. Suppose Builder has constructed a blue P_m within k rounds and that one of the following holds:*

- P_m is a better path and $2k \leq 3m - 3$;
- P_m is a best path and $2k \leq 3m - 1$.

Then Builder can force a blue C_ℓ within a total of N rounds.

Proof. By Theorem 4.1, Builder can force a blue path $P_{\ell-m}$ that is vertex-disjoint from the existing blue path P_m within $\lfloor \frac{3(\ell-m)}{2} \rfloor$ additional rounds. Let u and v be the endpoints of P_m , and let w and x be the endpoints of $P_{\ell-m}$.

First assume that P_m is a better path. Let u be the good endpoint and v the better endpoint. Builder exposes the edges uw and ux , at least one of which must be blue; without loss of generality, suppose that uw is blue. Builder then exposes the edge vx , which must be blue. Consequently, Builder creates a blue C_ℓ within $\lfloor \frac{3(\ell-m)}{2} \rfloor + k + 3 \leq N$ rounds in total.

Now assume that P_m is a best path, so both u and v are better vertices. Builder exposes the edges uw and vx , both of which must be blue. Hence Builder creates a blue C_ℓ within $\lfloor \frac{3(\ell-m)}{2} \rfloor + k + 2 \leq N$ rounds in total. \square

Lemma 3.2. *Suppose Builder has constructed a blue $P_{\ell-1}$ within k rounds.*

- *If $P_{\ell-1}$ is a better path, then Builder can force a blue C_ℓ within a total of $k + 3$ rounds.*
- *If $P_{\ell-1}$ is a best path, then Builder can force a blue C_ℓ within a total of $k + 2$ rounds.*

Proof. Let u and v be the endpoints of the blue $P_{\ell-1}$ constructed within k rounds.

First assume that $P_{\ell-1}$ is a better path. Let u be the good endpoint and v the better endpoint. Builder introduces two new vertices w and z , and exposes the edges uw and uz . Since u is good, at least one of these two edges must be blue; without loss of generality, assume that uw is blue. Builder then exposes the edge vw , which must be blue because v is a better vertex. This yields a blue C_ℓ within $k + 3$ rounds in total.

Now assume that $P_{\ell-1}$ is a best path, so both u and v are better vertices. Builder introduces a new vertex w and exposes the edges uw and vw , both of which must be colored blue. Hence Builder creates a blue C_ℓ within $k+2$ rounds in total. \square

Lemma 3.3. *For $\ell \geq 4$, if Builder has already constructed a better $P_{\ell-2}$, then Builder can create a blue C_ℓ within five additional rounds.*

Proof. Let the endpoints of the better $P_{\ell-2}$ be u and v , where u is the better endpoint. Builder introduces a new vertex w and exposes the edge vw .

If vw is blue, then Builder introduces three new vertices x, y, z and exposes the edges wx, wy , and wz , among which at least one must be blue. Without loss of generality, assume that wx is blue. Builder then exposes the edge ux , which must be blue since u is a better vertex. Thus the cycle $xuP_{\ell-2}vwu$ is a blue C_ℓ .

If vw is red, then Builder introduces a new vertex x and exposes the edge wx . If wx is blue, then Builder exposes the edges vx and wu , both of which must be blue, and hence $xwuP_{\ell-2}vwx$ forms a blue C_ℓ . If instead wx is red, then Builder introduces a new vertex y and exposes the edges wy, yv , and wu , all of which must be blue, yielding the blue cycle $ywuP_{\ell-2}vwy$. \square

Lemma 3.4. *Assume that k and m satisfy $2k \leq 3m - 5$ and $\ell - m \geq 6$. If Builder constructs a Type 1 configuration within $k+4$ rounds, or a Type 2 configuration within $k+2$ rounds, or a Type 3 configuration within $k+3$ rounds, then in each case Builder can force a blue C_ℓ within a total of N rounds.*

Proof. Suppose first that Builder has obtained a Type 1 configuration. Builder exposes the edge zv_1 . If zv_1 is blue, then within $k+5$ rounds Builder has constructed a better P_{m+3} . If zv_1 is red, then Builder introduces a new vertex u and exposes the edges yu and zu , both of which must be blue. In this case, within $k+7$ rounds Builder has constructed a better P_{m+4} . In either outcome, Theorem 3.1 applies and yields the desired conclusion.

Next assume that Builder has obtained a Type 2 configuration. Builder first exposes the edge xv_1 , and we distinguish two cases.

1. If xv_1 is blue, then Builder next exposes the edge xy .
 - If xy is blue, then within $k+4$ rounds Builder obtains a better P_{m+2} .
 - If xy is red, then Builder introduces a new vertex z and exposes the edges yz and zx , both of which must be blue. Thus, within $k+6$ rounds Builder obtains a best P_{m+3} .
2. If xv_1 is red, then Builder next exposes the edge yv_1 .
 - If yv_1 is blue, then Builder additionally exposes the edge xy , which must be blue, and hence within $k+5$ rounds Builder constructs a best P_{m+2} .
 - If yv_1 is red, then Builder introduces new vertices w and u , and exposes the edges v_mw, wx, xu , and uy , all of which must be blue. Consequently, within $k+8$ rounds Builder constructs a best P_{m+4} .

In all subcases above, the resulting better/best path satisfies the assumptions of Theorem 3.1, which completes the proof for Type 2.

Finally, suppose that Builder has obtained a Type 3 configuration. Builder exposes the edge yv_1 , which must be blue. Hence within $k + 4$ rounds Builder constructs a better P_{m+2} , and the conclusion follows from Theorem 3.1. \square

Next we prove the more involved Theorem 3.5. We first establish two auxiliary lemmas that will serve as the main tools. Starting from an already constructed wavy path, we will use an iterative procedure to obtain a longer wavy path in relatively few additional rounds, thereby saving enough rounds for the final construction of a blue cycle.

Lemma 4.2. *Assume that $i \geq 4$. If a wavy path $P(i, j)$ satisfies that both v_1v_2 and $v_{i-1}v_i$ are blue, then $i \geq 2j + 2$.*

Proof. Each wavy triangle contains exactly one wavy point and two non-wavy vertices. Hence $P(i, j)$ has exactly j wavy points, and exactly $2j$ non-wavy vertices that lie in wavy triangles.

Note that v_1 and v_i are the two endpoints of the underlying blue path P_{i+j} in $P(i, j)$, and by assumption the edges v_1v_2 and $v_{i-1}v_i$ are blue. Therefore, neither v_1 nor v_i can serve as a non-wavy vertex of any wavy triangle in $P(i, j)$. Consequently, the total number of vertices $i + j$ satisfies $i + j \geq (2j) + j + 2$, and thus $i \geq 2j + 2$. \square

Lemma 4.3. *Let $i + j \leq \ell - 3$ and $i \geq 4$. Suppose Builder has constructed a copy of $P(i, j)$ within $i + 2j - 1$ rounds and that the edge v_1v_2 is blue. Then Builder can either construct a copy of $P(i + 1, j)$ within a total of $i + 2j$ rounds, or construct a copy of $P(i + 1, j + 1)$ within a total of $i + 2j + 2$ rounds, or else force a blue C_ℓ within a total of N rounds.*

Proof. Builder has constructed $P(i, j)$ within $i + 2j - 1$ rounds. Builder now introduces a new vertex v_{i+1} and exposes the edge v_iv_{i+1} .

If v_iv_{i+1} is blue, then $P(i, j) \cup \{v_iv_{i+1}\}$ forms a copy of $P(i + 1, j)$. Since $i \geq 2j + 1$, we have $i + 1 \geq 2j + 1$, and thus Builder completes $P(i + 1, j)$ within $i + 2j$ rounds.

Assume next that v_iv_{i+1} is red and $v_{i-1}v_i$ is also red. Then $v_{i-1}u_jv_iv_{i-1}$ forms a wavy triangle in $P(i, j)$. Hence, within $i + 2j$ rounds Builder has obtained a Type 1 configuration. Moreover, $P(i, j) \setminus \{u_j, v_i, v_{i+1}\}$ is a copy of $P(i - 1, j - 1)$, and from $i \geq 2j + 1$ it follows that $i - 1 \geq 2(j - 1) + 1$. In particular, this Type 1 configuration has at most $i + j + 1 \leq \ell - 2$ vertices, and its blue main path corresponds to the blue path P_{i+j-2} inside $P(i - 1, j - 1)$.

Finally, assume that v_iv_{i+1} is red while $v_{i-1}v_i$ is blue. Builder then introduces a new vertex u_{j+1} and exposes the edge v_iu_{j+1} . If this edge is red, then within $i + 2j + 1$ rounds Builder has obtained a Type 2 configuration whose blue main path is the blue P_{i+j} inside $P(i, j)$. If instead v_iu_{j+1} is blue, then Builder exposes the edge $v_{i+1}u_{j+1}$. If $v_{i+1}u_{j+1}$ is red, then within $i + 2j + 2$ rounds Builder has obtained a Type 3 configuration whose blue main path is again the blue P_{i+j} inside $P(i, j)$. If $v_{i+1}u_{j+1}$ is blue, then Builder has constructed $P(i + 1, j + 1)$. Indeed, since both $v_{i-1}v_i$ and v_1v_2 are blue, Theorem 4.2 implies $i \geq 2j + 2$, so $i + 1 \geq 2(j + 1) + 1$, and thus Builder completes $P(i + 1, j + 1)$ within $i + 2j + 2$ rounds.

It remains to show that in each of the above outcomes where a Type β configuration is formed (with $\beta \in \{1, 2, 3\}$), Builder can force a blue C_ℓ within a total of N rounds. Throughout, the labeling of $P(i, j)$ follows our standardized convention. Let α denote the number of vertices of the obtained Type β . Since Type β is obtained from $P(i, j)$ by adding one or two new vertices and $i \geq 4$, we have $6 \leq \alpha \leq \ell - 1$. Moreover, in the construction of Type 1 we necessarily have $j \geq 1$.

Case 1. $\alpha \in \{\ell - 1, \ell - 2, \ell - 3\}$.

Subcase 1.1. Type 1.

In Type 1, Builder adds the vertex v_{i+1} to $P(i, j)$, and hence $\alpha \neq \ell - 1$. Since $i + j + 1 = \alpha$ and $i \geq 2j + 1$, we have $j \leq \lfloor \frac{\alpha-2}{3} \rfloor$. Builder exposes the edge $v_1 v_{i+1}$. If $v_1 v_{i+1}$ is blue, then Builder constructs a better P_α within $i + 2j + 1 = \alpha + j \leq \lfloor \frac{4\alpha-2}{3} \rfloor$ rounds. For $\alpha = \ell - 2$ or $\ell - 3$, we may apply Theorem 3.1 to finish. If instead $v_1 v_{i+1}$ is red, then Builder introduces a new vertex u and exposes the edges $v_i u$ and $u v_{i+1}$, both of which must be blue. Thus Builder constructs a better $P_{\alpha+1}$ within $i + 2j + 3 \leq \lfloor \frac{4\alpha+4}{3} \rfloor$ rounds. When $\alpha = \ell - 3$ we apply Theorem 3.1, and when $\alpha = \ell - 2$ we apply Theorem 3.2, completing the proof in both cases.

Subcase 1.2. Type 2.

In Type 2, Builder adds the vertices v_{i+1} and u_{j+1} to $P(i, j)$, so $i + j + 2 = \alpha$. From $i \geq 2j + 1$ we obtain $j \leq \lfloor \frac{\alpha-3}{3} \rfloor$. Builder exposes the edge $v_1 u_{j+1}$.

- Suppose that $v_1 u_{j+1}$ is red.
 - If $\alpha = \ell - 1$, then Builder introduces a new vertex w and exposes the edges $v_i w$ and $w u_{j+1}$, both of which must be blue. Hence Builder constructs a better P_α , namely $v_1 P_{i+j} v_i w u_{j+1}$, within $i + 2j + 4 = \alpha + j + 2 \leq \lfloor \frac{4\alpha+3}{3} \rfloor$ rounds, and applying Theorem 3.2 yields the conclusion.
 - If $\alpha = \ell - 2$, Builder exposes the edge $v_1 v_{i+1}$. If $v_1 v_{i+1}$ is blue, then Builder exposes $u_{j+1} v_{i+1}$, which must be blue, and thus constructs a best P_α within $i + 2j + 4 \leq \lfloor \frac{4\alpha+3}{3} \rfloor$ rounds; Theorem 3.1 then applies. If $v_1 v_{i+1}$ is red, then Builder introduces new vertices u and v and exposes the edges $v_1 u$, $u u_{j+1}$, $u_{j+1} v_{i+1}$, $v_{i+1} v$, and $v v_i$, all of which are blue. Consequently, Builder constructs a blue C_ℓ within $i + 2j + 8 \leq \lfloor \frac{4\ell+7}{3} \rfloor \leq N$ rounds.
 - If $\alpha = \ell - 3$, Builder again exposes $v_1 v_{i+1}$. If $v_1 v_{i+1}$ is blue, then exposing $u_{j+1} v_{i+1}$ (necessarily blue) yields a best P_α within $i + 2j + 4 \leq \lfloor \frac{4\alpha+3}{3} \rfloor$ rounds, and Theorem 3.1 applies. If $v_1 v_{i+1}$ is red, then Builder introduces new vertices u, v, w and exposes the edges $v_1 u$, $u u_{j+1}$, $u_{j+1} w$, $w v_{i+1}$, $v_{i+1} v$, and $v v_i$, all of which are blue. Thus Builder constructs a blue C_ℓ within $i + 2j + 9 \leq \lfloor \frac{4\ell+6}{3} \rfloor$ rounds.
- Suppose that $v_1 u_{j+1}$ is blue. Builder then exposes the edge $u_{j+1} v_{i+1}$.
 - If $u_{j+1} v_{i+1}$ is blue, then within $i + 2j + 3 = \alpha + j + 1 \leq \lfloor \frac{4\alpha}{3} \rfloor$ rounds Builder constructs a better P_α . For $\alpha = \ell - 2$ or $\ell - 3$ we apply Theorem 3.1, and for $\alpha = \ell - 1$ we apply Theorem 3.2.

- If $u_{j+1}v_{i+1}$ is red, then Builder introduces a new vertex x and exposes the edges $u_{j+1}x$ and $v_{i+1}x$, both of which must be blue. Hence Builder constructs a best $P_{\alpha+1}$ within $i + 2j + 5 = \alpha + j + 3 \leq \lfloor \frac{4\alpha+6}{3} \rfloor$ rounds. When $\alpha = \ell - 3$ we apply Theorem 3.1, and when $\alpha = \ell - 2$ we apply Theorem 3.2. When $\alpha = \ell - 1$, Builder exposes the edges v_1v_i and v_2v_{i+1} , both of which are blue, and thus constructs a blue C_ℓ within $\lfloor \frac{4\ell+8}{3} \rfloor \leq N$ rounds, namely $v_1v_iP_{i+j-1}v_2v_{i+1}xu_{j+1}v_1$.

Subcase 1.3. Type 3.

In Type 3, Builder adds the vertices v_{i+1} and u_{j+1} to $P(i, j)$, so $i + j + 2 = \alpha$. Since $i \geq 2j + 1$, we have $j \leq \lfloor \frac{\alpha-3}{3} \rfloor$. Builder exposes the edge v_1v_{i+1} , which must be blue. Therefore Builder constructs a better P_α within $i + 2j + 2 = \alpha + j \leq \lfloor \frac{4\alpha-3}{3} \rfloor$ rounds. For $\alpha = \ell - 2$ or $\ell - 3$ we apply Theorem 3.1, and for $\alpha = \ell - 1$ we apply Theorem 3.2, completing the proof.

Case 2. $\alpha \leq \ell - 4$.

For Type 2 and Type 3, the blue main path is the blue P_{i+j} contained in $P(i, j)$, which was built within $i + 2j - 1$ rounds. Here $\alpha = i + j + 2 \leq \ell - 4$, and thus $\ell - (i + j) \geq 6$. A direct calculation gives

$$2(i + 2j - 1) - 3(i + j) + 5 = j - i + 3 \leq 2 - j.$$

Since $i \geq 4$, it follows in all cases (whether $j = 0$, $j = 1$, or $j \geq 2$) that

$$2(i + 2j - 1) \leq 3(i + j) - 5.$$

For Type 1, the blue main path is the blue P_{i+j-2} contained in $P(i - 1, j - 1)$, which was built within $i + 2j - 3$ rounds. Here $\alpha = i + j + 1 \leq \ell - 4$, and hence $\ell - (i - 1 + j - 1) \geq 6$. Similarly,

$$2((i - 1) + 2(j - 1) - 1) \leq 3((i - 1) + (j - 1)) - 5.$$

Therefore, in all cases above the hypotheses of Theorem 3.4 are satisfied, and Builder can force a blue C_ℓ within N rounds. \square

Lemma 3.5. *Let $i + j \leq \ell - 3$ and $i \geq 4$. If Builder has constructed a copy of $P(i, j)$ within $i + 2j - 1$ rounds and the edge v_1v_2 is blue, then Builder can force a blue C_ℓ within a total of N rounds.*

Proof. Starting from $P(i, j)$, we repeatedly apply Theorem 4.3. During this procedure, either Builder already forces a blue C_ℓ within N rounds (and we are done), or else Builder keeps obtaining longer wavy paths, eventually reaching a wavy path $P(m, n)$ with $m + n = \ell - 2$ or $m + n = \ell - 1$. Note that in each application of Theorem 4.3, whenever a new wavy path $P(i, j)$ is obtained, the total number of rounds used so far is exactly the number of edges of $P(i, j)$. We now consider the two possible terminal cases.

Case 1. $m + n = \ell - 2$.

In this case, $n \leq \lfloor \frac{\ell-3}{3} \rfloor$. Builder introduces a new vertex v_{m+1} and exposes the edge $v_m v_{m+1}$. If $v_m v_{m+1}$ is blue, then we immediately obtain a wavy path on $\ell - 1$ vertices, which we treat in the next case. So assume that $v_m v_{m+1}$ is red. Builder then exposes the edge $v_1 v_{m+1}$.

- If $v_1 v_{m+1}$ is red, then Builder exposes $v_2 v_{m+1}$, which must be blue. Hence Builder constructs a better $P_{\ell-2}$, namely $v_m P_{m+n-1} v_2 v_{m+1}$, within $m + 2n + 2 \leq \lfloor \frac{4\ell-3}{3} \rfloor$ rounds. Applying Theorem 3.3 completes the proof.
- If $v_1 v_{m+1}$ is blue, then Builder introduces new vertices u, v, w and exposes the edges $v_{m+1}u$, $v_{m+1}v$, and $v_{m+1}w$, among which at least two are blue. Without loss of generality, assume that $v_{m+1}u$ and $v_{m+1}v$ are blue. Builder then exposes $v_m u$ and $v_m v$, at least one of which must be blue; without loss of generality, assume that $v_m u$ is blue. Then $uv_{m+1}v_1 P_{m+n} v_m u$ is a blue C_ℓ . The total number of rounds is at most $\lfloor \frac{4\ell+9}{3} \rfloor \leq N$, as required.

Case 2. $m + n = \ell - 1$.

In this case, $n \leq \lfloor \frac{\ell-2}{3} \rfloor$. Builder introduces four new vertices x, w, y, z and exposes the edges $v_1 x$, $v_1 w$, $v_1 y$, and $v_1 z$. We distinguish the following cases.

- Suppose that exactly two of these four edges are blue. Without loss of generality, assume that $v_1 x$ and $v_1 w$ are blue. Then v_1 becomes a better vertex. Next Builder introduces a new vertex u and exposes the edge $v_m u$.
 - If $v_m u$ is blue, then Builder exposes $v_1 u$, which must be blue, and hence constructs a blue C_ℓ within $m + 2n + 5$ rounds.
 - If $v_m u$ is red, then Builder exposes the edges $v_m x$ and $v_m w$. At least one of them must be blue; without loss of generality assume that $v_m w$ is blue. Then Builder constructs a blue C_ℓ within $m + 2n + 6$ rounds.
- Suppose that at least three of the edges $v_1 x$, $v_1 w$, $v_1 y$, $v_1 z$ are blue. Without loss of generality, assume that $v_1 x$, $v_1 w$, and $v_1 y$ are blue. Builder then exposes the edges $v_m x$, $v_m w$, and $v_m y$, among which at least one must be blue; without loss of generality assume that $v_m x$ is blue. This yields a blue C_ℓ within $m + 2n + 6$ rounds.

In all cases above, Builder constructs a blue C_ℓ within at most

$$m + 2n + 6 \leq \left\lfloor \frac{4\ell + 13}{3} \right\rfloor \leq N$$

rounds, completing the proof. □

Acknowledgements

Y. Zhang was partially supported by the National Natural Science Foundation of China (NSFC) under Grant No. 11601527 and by the Natural Science Foundation of Hebei Province under Grant No. A2023205045. H. Zhi was supported by the Graduate Innovation Fund of Hebei Normal University under Grant No. ycxzzbs202605.

Data Availability Statement

No data was used or generated in this research.

Conflict of interest

The authors declare that they have no known competing financial interests or personal relationships that could have appeared to influence the work reported in this paper.

References

- [1] N. Adamska and G. Adamski, Lower bounds for online size Ramsey numbers for paths, *arXiv:2504.14926* (2025).
- [2] G. Adamski and M. Bednarska-Bzdęga, Online Size Ramsey Numbers: Odd Cycles vs Connected Graphs, *Electron. J. Combin.* **31** (2024), #P3.16.
- [3] G. Adamski and M. Bednarska-Bzdęga, Online size Ramsey numbers: Path vs C_4 , *Discrete Math.* **347** (2024), 114214.
- [4] G. Adamski, M. Bednarska-Bzdęga, and V. Blažej, Online Ramsey numbers: Long versus short cycles, *SIAM J. Discrete Math.* **38**(4) (2024), 3150–3175.
- [5] J. Beck, Achievement games and the probabilistic method, in: *Combinatorics, Paul Erdős is Eighty*, Bolyai Soc. Math. Stud. **1** (1993), 51–78.
- [6] M. Bednarska-Bzdęga, Off-diagonal online size Ramsey numbers for paths, *European J. Combin.* **118** (2024), 103873.
- [7] D. Conlon, On-line Ramsey numbers, *SIAM J. Discrete Math.* **23** (2010), 1954–1963.
- [8] D. Conlon, J. Fox, A. Grinshpun, and X. He, Online Ramsey numbers and the subgraph query problem, in *Building Bridges II*, Springer, 2020, 159–194.
- [9] J. Cyman, T. Dzido, J. Lapinskas, and A. Lo, On-line Ramsey numbers of paths and cycles, *Electron. J. Combin.* **22** (2015), #P1.15.
- [10] J. Dybizbański, T. Dzido, and R. Zakrzewska, On-line Ramsey numbers for paths and short cycles, *Discrete Appl. Math.* **282** (2020), 265–270.
- [11] J.A. Grytczuk, H.A. Kierstead, and P. Prałat, On-line Ramsey numbers for paths and stars, *Discrete Math. Theor. Comput. Sci.* **10** (2008), 63–74.
- [12] A. Kurek and A. Ruciński, Two variants of the size Ramsey number, *Discuss. Math. Graph Theory* **25** (2005), 141–149.

- [13] F.N.N.B.M. Latip and T.S. Tan, A note on on-line Ramsey numbers of stars and paths, *Bull. Malays. Math. Sci. Soc.* **44** (2021), 3511–3521.
- [14] A. Mond and J. Portier, The asymptotic of off-diagonal online Ramsey numbers for paths, *European J. Combin.* **122** (2024), 104032.
- [15] P. Pralat, A note on small on-line Ramsey numbers for paths, *Australas. J. Combin.* **40** (2008), 27–36.
- [16] P. Pralat, A note on off-diagonal small on-line Ramsey numbers for paths, *Ars Combin.* **107** (2012), 295–306.
- [17] R. Song, S. Wang, and Y. Zhang, Online Ramsey numbers of $K_{1,3}$ versus paths, *Discrete Appl. Math.* **377** (2025), 218–224.
- [18] Y.B. Zhang and Y.X. Zhang, Proof of a conjecture on online Ramsey numbers of paths, *arXiv:2302.13640* (2023).