

TagRAG: Tag-guided Hierarchical Knowledge Graph Retrieval-Augmented Generation

Wenbiao Tao
East China Normal University
Shanghai, China
wbtiao@stu.ecnu.edu.cn

Yunshi Lan ✉
East China Normal University
Shanghai, China
yslan@dase.ecnu.edu.cn

Weining Qian
East China Normal University
Shanghai, China
wnqian@dase.ecnu.edu.cn

Abstract

Retrieval-Augmented Generation enhances language models by retrieving external knowledge to support informed and grounded responses. However, traditional RAG methods rely on fragment-level retrieval, limiting their ability to address query-focused summarization queries. GraphRAG introduces a graph-based paradigm for global knowledge reasoning, yet suffers from inefficiencies in information extraction, costly resource consumption, and poor adaptability to incremental updates. To overcome these limitations, we propose TagRAG, a tag-guided hierarchical knowledge graph RAG framework designed for efficient global reasoning and scalable graph maintenance. TagRAG introduces two key components: (1) Tag Knowledge Graph Construction, which extracts object tags and their relationships from documents and organizes them into hierarchical domain tag chains for structured knowledge representation, and (2) Tag-Guided Retrieval-Augmented Generation, which retrieves domain-centric tag chains to localize and synthesize relevant knowledge during inference. This design significantly adapts to smaller language models, improves retrieval granularity, and supports efficient knowledge increment. Extensive experiments on UltraDomain datasets spanning Agriculture, Computer Science, Law, and cross-domain settings demonstrate that TagRAG achieves an average win rate of 95.41% against baselines while maintaining about 14.6x construction and 1.9x retrieval efficiency compared with GraphRAG.

CCS Concepts

• **Computing methodologies** → **Discourse, dialogue and pragmatics**; • **Information systems** → **Question answering**.

Keywords

Retrieval-Augmented Generation, Knowledge Graph, Question Answering, Summarization, Knowledge Increment

1 Introduction

Retrieval-Augmented Generation (RAG) [11] is a framework that enhances the output of language models by retrieving relevant documents from an external knowledge source and conditioning the generation process on both the input query and the retrieved content, enabling more informed and factually grounded responses [5]. In the era of Large Language Models (LLMs), RAG has become the most important technology to help them land effectively in the fields of medicine [19], law [17], finance [1], etc. However, constrained by its fragment-oriented retrieval, the RAG framework focuses on matching information within a limited span, leading to its lack of a global view to cope with highly abstract questions [12].

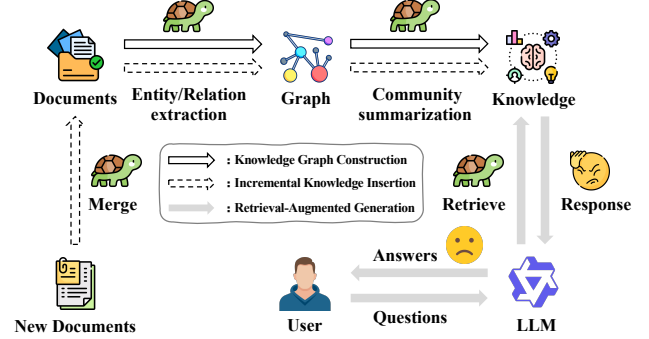


Figure 1: Inefficient graph construction and reasoning.

The emergence of GraphRAG [3] solves this problem by extracting entities from documents, dividing knowledge communities, and generating community summaries, thereby refining global information. The new paradigm of introducing knowledge summarization into RAG at the graph level makes it realistic for LLMs to generate responses from a global view. However, GraphRAG still suffers from the drawbacks of inefficient information extraction and expensive resource calls. To solve these problems, some methods, such as LightRAG [6] and KET-RAG [9], simplify the knowledge graph structure, avoiding complicated community divisions and reducing construction costs significantly. On the other hand, for improving the efficiency of inference, methods like MiniRAG [4] and FG-RAG [7] retrieve relevant subgraphs to generate query-aware fine-grained answers. However, these approaches are divorced from a global perspective. Although it is possible to inject the intrinsic knowledge of LLMs into the entity in the process of building the graph, it is difficult to compensate for the comprehensive understanding of the complete resource library.

Based on the above issues, we revisit Graph RAG and present the following two research questions.

- **(RQ1) How to enhance the global knowledge graph representation and reasoning with low resource consumption?** Existing Graph RAG methods heavily rely on large-scale LLMs (e.g., GPT-4o [10]) to handle construction, retrieval, and generation, hindering migration to smaller models due to limited capacity. These high-intensity model calls also incur substantial resource costs and constrain deployment flexibility. Therefore, decoupling LLMs' end-to-end dominance becomes essential for practical and scalable applications.

- **(RQ2) How to achieve robust and efficient knowledge increment for large-scale Graph RAG?** Graph RAG employs a bottom-up construction paradigm that involves entity/relationship extraction followed by community summary generation. However, this architecture struggles with incremental updates, often requiring costly full-graph reconstruction. Consequently, developing an efficient incremental construction mechanism with minimal overhead, while ensuring seamless integration with existing knowledge structures, becomes crucial.

To tackle these challenges, we propose TagRAG, a tag-guided hierarchical knowledge graph retrieval-augmented generation framework, comprising Tag Knowledge Graph Construction and Tag-guided Retrieval-Augmented Generation. In the construction stage, TagRAG constructs a Tag Knowledge Graph by extracting object tag keywords and their relationships from documents. These object tags are linked to predefined root domain tags, forming hierarchical domain tag chains. Knowledge from object tags connected to domain tags is summarized and fused for information integration. During inference, domain-centric tags are retrieved to localize knowledge. The hierarchical tag chains are collected to integrate synthesized information, which is then fused into global answers via tag-guided retrieval-augmented generation.

In summary, the contributions are as follows.

- We propose TagRAG, a powerful and efficient graph-based RAG framework that enhances global knowledge representation and reasoning in low-resource scenarios.
- We introduce the architecture of domain tag chains, which improves the hierarchy of knowledge graphs and optimizes the adaptability of incremental insertion.
- We extensively evaluate our framework on UltraDomain Agriculture, CS, Legal and Mix, demonstrating its effectiveness and efficiency for graph-based RAG.

2 Related Work

Graph-based RAG strives to build graphs characterized by high-level knowledge representations and generate comprehensive responses through global search. RAPTOR [14] builds a hierarchical tree through clustering and summarization, transforming traditional chunk-based RAG into a global structured knowledge reasoning paradigm based on summarization. GraphRAG [3] optimizes RAPTOR’s modeling of document information as a tree to build a graph structure with richer and more diverse knowledge representations. Following GraphRAG, HiRAG [8] and ArchRAG [16] also use a hierarchical structure based on community summaries to build and retrieve knowledge graphs. However, relying on frequent LLM calls and a large number of summarizations, the efficiency and cost of GraphRAG are unbearable for real implementation. The subsequent work has been improved in the following two aspects:

- **Structural simplification for graph construction:** LightRAG [6] integrates lightweight graph structures with text indexing and dual-level retrieval, enabling efficient, adaptive knowledge access in dynamic environments. KET-RAG [9] combines a sparse knowledge graph skeleton with a lightweight text-keyword bipartite graph, enabling efficient multi-granular retrieval without building a full-scale graph.

- **Retrieval optimization for global knowledge:** MiniRAG [4] unifies text and entity indexing into a semantic-aware graph and leveraging lightweight topology-enhanced search for efficient and scalable knowledge access. FG-RAG [7] expands entity coverage through context-aware graph retrieval and enhancing response specificity with query-level fine-grained summarization. PathRAG [2] extracts key relational paths through flow-based pruning and converting them into text prompts to guide LLMs toward more coherent and context-aware generation.

However, these approaches perform poorly in low-resource scenarios where smaller LLMs are deployed and are rarely explored on incremental knowledge. TagRAG injects powerful retrieval and reasoning capabilities into an efficiently constructed knowledge graph while supporting incremental knowledge integration.

3 Task Definition

TagRAG is dedicated to building a hierarchically explicit knowledge graph under any domain to enable powerful and efficient RAG capabilities. Given a set of documents $D = \{d_i\}_{i=1}^{|D|}$, key domain information are extracted to construct an object tag knowledge graph $\mathcal{G}_o = (\mathcal{V}_o, \mathcal{E}_o)$. In order to form a clear structured knowledge management, given a root domain \hat{v} , a hierarchical domain tag system $\mathcal{G}_d = (\mathcal{V}_d, \mathcal{E}_d)$ needs to be established. It contains domain tags \mathcal{V}_d at different levels and hierarchical relationships \mathcal{E}_d between tags. For knowledge coordination and fusion, the object tags should be linked to the domain tag system and a hierarchical tag knowledge graph is finally constructed:

$$\mathcal{G} = (\mathcal{V}_o, \mathcal{E}_o, \mathcal{V}_d, \mathcal{E}_d, \mathcal{E}_{od}),$$

where \mathcal{E}_{od} represents the relationships between the object and domain tags.

For retrieval-augmented generation, given a question q , the hierarchical tag knowledge graph is searched to generate a global and comprehensive answer a :

$$a \leftarrow \mathcal{F}(q, \mathcal{G}),$$

where $\mathcal{F}(\cdot)$ means the graph-based RAG method.

4 TagRAG

As shown in Figure 2, TagRAG consists of two stage: (1) Tag Knowledge Graph Construction and (2) Tag-guided Retrieval-Augmented Generation. We extract the keywords from documents as object tags as well as their relationships. Linking them to the pre-defined root domain tag, domain tag chains are organized for knowledge accommodation. For information integration, the knowledge from object tags connected to domain tags is fused with summarization. In the inference stage, domain-centric tags are retrieved for knowledge localization. With the hierarchical tag chains collected, more synthesized information is integrated and can be fused to the global answers.

4.1 Tag Knowledge Graph Construction

TagRAG aims to build a knowledge graph with rich domain relationships and efficiently aggregates global knowledge. We extract object tag keywords to collect expertise, organize domain tag chains

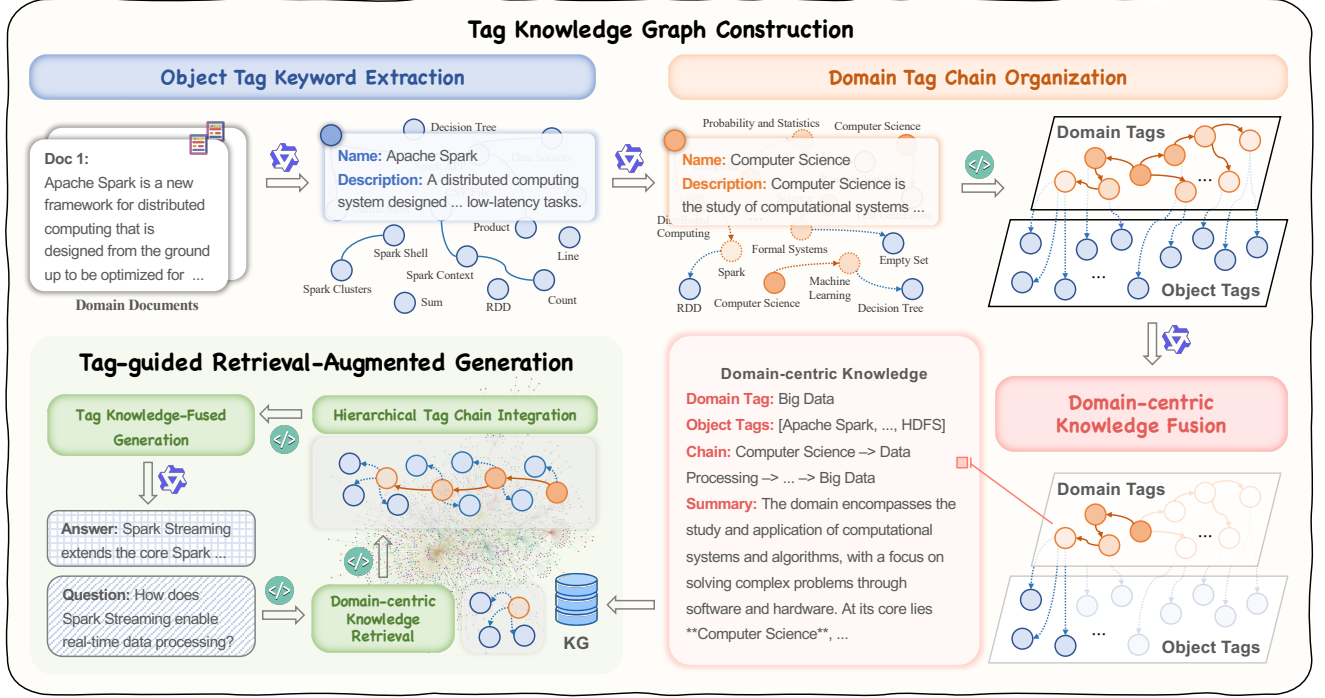


Figure 2: The proposed TagRAG framework.

to build a hierarchical structured system, and fuse domain-centric knowledge summaries to provide an efficient retrieval platform.

4.1.1 Object Tag Keyword Extraction. In order to accurately access the knowledge in the corpus, we need to refine specialized domain documents. Following the RAG paradigm, the set of documents $D = \{d_i\}_{i=1}^{|D|}$ are divided into several chunks $T = \{t_i\}_{i=1}^{|T|}$ with overlaps to reach the size that LLMs can handle and maintain semantic coherence. Then, we request LLMs to extract domain-specific keywords with their descriptions as object tags:

$$\mathcal{V}_o, \mathcal{E}_o = \text{LLM}(\{t_i\}_{i=1}^{|T|}),$$

which contain the most primitive and underlying information in the document.

4.1.2 Domain Tag Chain Organization. The extracted object tags are scattered nodes that are difficult to manage hierarchically. Unlike the bottom-up construction of GraphRAG, we associate them with the predefined root domain tag. This gives the whole construction process a clear sense of direction and satisfies the specialized nature of domain knowledge graphs. Specifically, given object tags with the predefined root domain tag, we prompt LLMs to generate relationships between them and abstract them into multi-level domain tag chains:

$$C = \{c_i\}_{i=1}^{|\mathcal{V}_o|} = \text{LLM}(\mathcal{V}_o, \delta),$$

Each c_i contains multiple domain tags, where each tag consists of a domain name and its description. And the superior domain tag points to the subordinate domain tag through the relationship of "has subdomain".

These domain tag chains, featuring explicit pointing relationships, inherently carry the hierarchical knowledge logic from general categories to specific subfields. To consolidate this logic into a structured framework that avoids redundant associations and cyclic dependencies, we merge the chains into a directed acyclic graph (DAG) that clearly embodies the layered hierarchy of domain knowledge while ensuring intuitive traversal between different levels of tags. Starting at the head of the chain, each node is mounted at its parent's corresponding position in the DAG to ensure the integrity of the chain and the transitivity of the DAG. The detailed process of domain tag chain organization can be seen in Algorithm 1.

4.1.3 Domain-centric Knowledge Fusion. In order to efficiently retrieve domain information, we deploy knowledge fusion in the graph construction phase in advance, which aggregates all highly relevant information into domain tags. Specifically, there are two such categories of information:

- **Domain information on chains:** there are multiple domain nodes on domain tag chains that contain rich high-level domain information. They are natural providers of comprehensive field vision.
- **Specialized knowledge in objects:** the extracted object tags contain the expertise in the original documents. They can provide accurate grounding knowledge.

Combining these two aspects of data, we fused them into the domain-centric knowledge summary:

$$s = \text{LLM}(\text{Chain}(v_d), \text{Nei}(v_d)),$$

Algorithm 1: Domain Tag Chain Organization

```

1 Input: The list of domain tag chain  $C$ , the root domain tag
    $\hat{v}$  and the existing tag knowledge graph  $\mathcal{G}$ .
2 Output:  $\hat{\mathcal{G}}$ .
3  $\text{DAG} \leftarrow \{\hat{v}\}$ ;
4 foreach  $c_i \in C$  do
5   for  $j$  from 2 to  $|c_i| - 1$  do
6      $p_{i,j} \leftarrow \text{get\_node}(\text{DAG}, c_{i,j-1})$ ;
7      $n_{i,j} \leftarrow \text{get\_node}(\text{DAG}, c_{i,j})$ ;
8     if  $p_{i,j}$  is not None then
9       if  $n_{i,j}$  is not None then
10        if  $n_{i,j} \notin p_{i,j}.\text{children}$  then
11           $p_{i,j}.\text{add\_child}(n_{i,j})$ ;
12        else
13           $n_{\text{new}} \leftarrow \text{new\_node}(c_{i,j})$ ;
14           $p_{i,j}.\text{add\_child}(n_{\text{new}})$ ;
15  $\hat{\mathcal{G}} \leftarrow \text{merge\_graph}(\mathcal{G}, \text{DAG})$ ;
16 return  $\hat{\mathcal{G}}$ 

```

where $v_d \in V_d$ denotes each domain tag, $\text{Chain}(\cdot)$ indicates the domain tag chain to which v_d belongs, and $\text{Nei}(\cdot)$ represents the object tags linked to v_d .

Embedded in the summary, each domain tag is accompanied by global knowledge related to itself. After vectorizing these summaries, we obtain a diverse and global domain-centric knowledge retrieval library:

$$\mathcal{L} \leftarrow \{v_i, s_i, \text{Emb}(s_i)\}_{i=1}^{|V_d|},$$

where $\text{Emb}(\cdot)$ is the embedding function, v_i denotes each domain tag, and s_i means each summary.

4.1.4 Knowledge Incremental Insertion. The TagRAG framework has a natural advantage in knowledge incremental insertion. Instead of dividing communities from scratch, TagRAG can directly embed newly constructed domain tag chains into the existing knowledge graph. The incremental process involves two components:

- **Tag increment:** For the new extracted object tags or generated domain tags, TagRAG appends new descriptions to the existing ones with the same name.
- **Knowledge increment:** For the new fused domain-centric knowledge, TagRAG re-summarizes old and new summaries of domain tags with the same name to generate new perceptions.

Compared to the time-consuming full reconstruction required by GraphRAG, TagRAG’s incremental insertion mechanism has significant efficiency advantages.

4.2 Tag-guided Retrieval-Augmented Generation

Adhering to the global vision strategy, TagRAG uses tag-guided graph retrieval-augmented generation. Because of the existence of

domain tags that carry global knowledge, TagRAG is more efficient than other summarization-based and walk-based methods.

4.2.1 Domain-centric Knowledge Retrieval. Based on the domain-centric knowledge retrieval library, we can search domain knowledge related to the question:

$$(V'_t, S'_t) = \text{Ret}_{\text{tag}}(q, \mathcal{L}),$$

where V'_t indicates the related domain tags, S'_t represents the related summaries, and $\text{Ret}_{\text{tag}}(\cdot)$ is the retrieval function with cosine similarity.

4.2.2 Hierarchical Tag Chain Integration. Thanks to knowledge fusion, domain-centric knowledge already has global properties. However, with the advantage of hierarchical knowledge graph, we are able to further extract higher-level global knowledge:

$$(V'_c, S'_c) = \text{Ret}_{\text{chain}}(V'_t),$$

where $\text{Ret}_{\text{chain}}(\cdot)$ extracts the corresponding chains, V'_c indicates the domain tags on the chain corresponding to V'_t , and S'_c represents the summaries implied by V'_c .

4.2.3 Tag Knowledge-Fused Generation. With the retrieved summaries, global information is achieved for response generation. Constrained by the input length of the LLMs, we prioritize putting in the related domain tag summaries S'_t , and then adding the related chain summaries S'_c until the upper limit is reached. Given the question and the domain knowledge summaries, the answer is generated by the LLM:

$$a = \text{LLM}(q, S'_t, S'_c).$$

5 Experimental Setup

5.1 Datasets

To demonstrate the high applicability of TagRAG, following standard evaluation on Graph-based RAG methods [2, 3, 6], we chose four corpus from the comprehensive UltraDomain [13] benchmark, Agriculture, CS, Legal and Mix. The size of each dataset ranges from 600,000 to 5,000,000 tokens. Following LightRAG, we used GPT-4o-mini to generate 125 global questions for each dataset, covering different domains and different tasks. The details of the datasets can be seen in Table 1. The question generation prompt can be seen in Appendix.

	Agri	CS	Legal	Mix
Docs	12	10	94	61
Chunks	1756	1858	4294	579
Tokens	2,017,886	2,306,535	5,081,069	619,009
Size	8.56MB	8.51MB	21.24MB	2.54MB

Table 1: Dataset Details.

5.2 Evaluation Metrics

Four evaluation metrics were used to assess the performance of the comparison methods:

- **Comprehensiveness:** How much detail does the answer provide to cover all aspects and details of the question?
- **Diversity:** How varied and rich is the answer in providing different perspectives and insights on the question?
- **Empowerment:** How well does the answer help the reader understand and make informed judgments about the topic?
- **Overall:** Which answer is better overall?

We utilize the powerful model GPT-4o-mini to determine the winner for each of the two comparison methods based on the above metrics at once and calculate the win rate on each dataset. The evaluation prompt can be seen in Appendix.

5.3 Baselines

To validate the performance and efficiency of global question answering, we compare TagRAG with the following four methods:

- **NaiveRAG** [11]: NaiveRAG, focusing on local information, combines LLMs with external knowledge retrieval to enhance response accuracy and relevance by dynamically fetching context from databases or documents before generating answers.
- **GraphRAG** [3]: GraphRAG builds an entity graph with community summaries, retrieving and aggregating partial summary responses into final answers. It grasps a complete global view and is capable of generating synthesized responses.
- **LightRAG** [6]: LightRAG combines graph structures with text indexing for dual-level retrieval, enabling fast, relevant knowledge access and real-time updates in dynamic environments. It is compared as a representative of lightweight.
- **MiniRAG** [4]: MiniRAG is an efficient RAG system using semantic-aware graph indexing and lightweight topology-based retrieval for effective knowledge discovery with minimal semantic processing. As a comparison, it has excellent Graph-based RAG performance with small language models.

5.4 Implementation Details

We use Qwen3-4B [15] as the backbone to conduct the experiments without thinking. bge-large-en-v1.5 [18] is employed to embed questions and documents. The chunk size and overlap size are 1200 and 100, respectively. The vector database used in this work is nano-vectordb¹. The top-k number for Domain-centric Knowledge Retrieval is 3. All experiments are completed on a Linux server with NVIDIA RTX A6000. More detailed experimental settings can be found in Appendix.

6 Results and Analysis

6.1 Main Results

Table 1 evaluates the winning rate of TagRAG against NaiveRAG, GraphRAG, LightRAG and MiniRAG on four datasets, UltraDomain Agriculture, CS, Legal and Mix. We can draw the following conclusions:

- **TagRAG absolutely lead in performance.** Compared with NaiveRAG, GraphRAG and LightRAG, TagRAG has almost perfect winning percentage, with 6 complete wins. Mini RAG,

¹<https://github.com/gusye1234/nano-vectordb>

	Agri	CS	Legal	Mix
<i>v.s. NaiveRAG</i>				
Comprehensiveness	100.0	100.0	100.0	98.4
Diversity	93.6	97.6	100.0	96.8
Empowerment	97.6	96.8	96.8	97.6
Overall	100.0	100.0	100.0	98.4
<i>v.s. GraphRAG</i>				
Comprehensiveness	100.0	98.4	96.0	100.0
Diversity	95.2	89.6	76.0	83.2
Empowerment	97.6	89.6	88.8	92.0
Overall	100.0	94.4	92.8	96.8
<i>v.s. LightRAG</i>				
Comprehensiveness	100.0	98.4	97.6	100.0
Diversity	99.2	94.4	93.6	95.2
Empowerment	100.0	95.2	96.0	97.6
Overall	100.0	97.6	97.6	100.0
<i>v.s. MiniRAG</i>				
Comprehensiveness	93.6	91.2	89.6	88.0
Diversity	85.6	72.0	74.4	82.4
Empowerment	92.0	80.8	78.4	82.4
Overall	93.6	84.0	84.8	87.2

Table 2: Main results: Win rates (%) of TagRAG v.s. baselines with Qwen3-4B across four datasets.

the best performer in Baselines, retains just a 5% to 20% win rate against TagRAG.

- **TagRAG proficient in comprehensiveness, while not excelling enough in diversity.** With the global nature of Domain Knowledge Integration, TagRAG has access to comprehensive information for generation. And constrained by the same domain chain of similar entities, TagRAG struggles to obtain the absolute lead as comprehensive, although it is also significantly ahead of the baselines.

This suggests that our approach of fusing knowledge based on domain chains is superior to community summary and path discovery based approaches.

6.2 Performance-efficiency Analysis

In Figure 3, we show the performance, graph construction time and inference time of different methods. As we can see, TagRAG, which presents the largest bubbles, embodies the strongest performance, and possesses low graph construction time and inference time. GraphRAG not only exhibits weak performance, but also consumes extremely high construction and inference costs. MiniRAG has the next strongest performance, but its graph construction time is far behind TagRAG, due to its ultimate entity and relationship extraction. Despite the excellent time overhead with lightweight extraction, the performance of LightRAG is the worst, subject to the gap of high and low level semantics. Taken together, thanks to the advanced domain chain indexing and knowledge integration, Tag RAG has achieved the strongest performance-efficiency results.

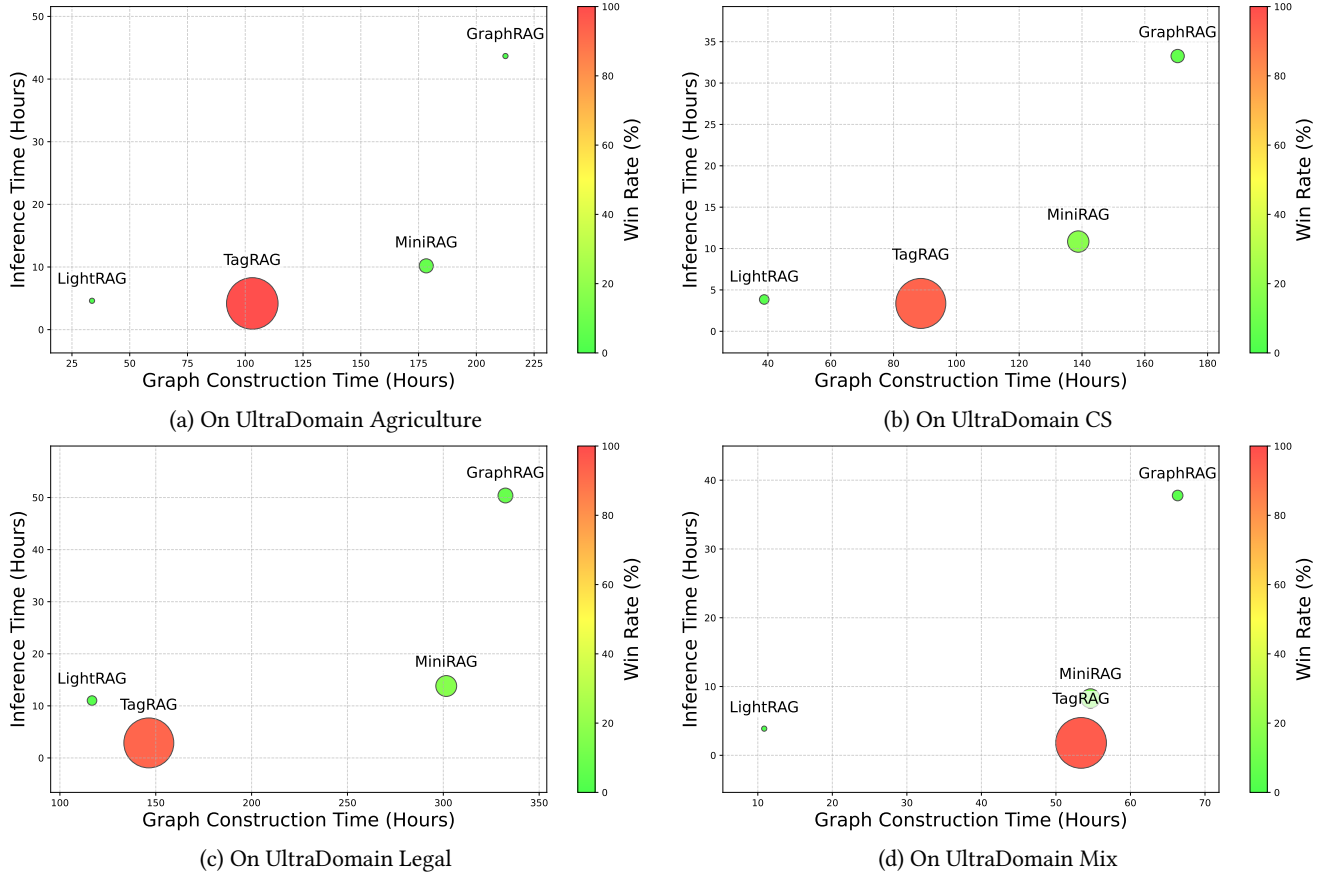


Figure 3: Performance-efficiency analysis: Comparative win rates, graph construction time and inference time results of TagRAG and baselines across four datasets. The larger the bubble and the closer to the lower left corner, the better the method.

	Agri	CS	Legal	Mix
<i>v.s. w/o chain</i>				
Comprehensiveness	100.0	100.0	99.2	97.6
Diversity	91.2	90.4	92.0	87.2
Empowerment	96.0	91.2	90.4	92.0
Overall	98.4	97.6	96.8	98.4
<i>v.s. w/o fusion</i>				
Comprehensiveness	100.0	100.0	100.0	100.0
Diversity	96.0	96.0	97.6	96.8
Empowerment	99.2	93.6	90.4	90.4
Overall	100.0	98.4	99.2	100.0

Table 3: Ablation study: Win rates (%) of TagRAG v.s. w/o chain and w/o fusion with Qwen3-4B across four datasets.

6.3 Ablation Study

We conduct ablation experiments on the four datasets by comparing TagRAG with TagRAG w/o chain and w/o fusion. TagRAG w/o chain simply adds the retrieved fused domain-centric knowledge to the

context without involving the information in the associated domain chain. And TagRAG w/o fusion not only discards the knowledge of the domain chain, but also cuts off the object tag information connected to the retrieved domain tag. It relies entirely on the description of the domain tags to answer the question. It can be clearly found that (1) the absence of these two components makes the answers generated by the model far inferior to the full Tag RAG and (2) retaining fused domain-centric knowledge is better than simply using the description of domain tags for generation. Unexpectedly, integrating more relevant knowledge leads to more comprehensive and integrated answers.

6.4 Incremental Construction Analysis

To validate that our proposed method can accommodate incremental scenarios, we add a document from the UltraDomain CS dataset to the knowledge graph already constructed from the Mix dataset. After integrating the new data, we let the comparative methods still answer the questions generated for the Mix dataset to determine whether they can fully utilize the incrementally constructed knowledge to make the responses better than before. In Table 4, TagRAG substantially outperforms the other three methods in terms of performance and achieves suboptimal results in the time dimension.

	Comprehensiveness	Diversity	Empowerment	Overall	Time-C	Time-I
GraphRAG	82.4	56.8	72.0	80.8	30.47	36.81
LightRAG	76.8	49.6	70.4	74.4	2.28	4.01
MiniRAG	81.6	55.2	72.0	81.6	9.83	8.80
TagRAG	95.2	68.0	88.0	95.2	6.37	2.47

Table 4: Incremental construction analysis: Win rates(%) of results after v.s. before upserting. Time-C (hours) and Time-I (hours) denote incremental graph construction time and inference time, respectively.

	v.s. NaiveRAG	v.s. GraphRAG	v.s. LightRAG	v.s. MiniRAG
Comprehensiveness	96.0	86.4	86.4	60.0
Diversity	84.8	72.0	77.6	47.2
Empowerment	88.8	79.2	85.6	51.2
Overall	94.4	86.4	86.4	59.2

Table 5: Lightweight adaption analysis: Win rates (%) of TagRAG with Qwen3-1.7B v.s. baselines with Qwen3-4B on CS.

	v.s. NaiveRAG			v.s. GraphRAG			v.s. LightRAG			v.s. MiniRAG		
	large	base	small	large	base	small	large	base	small	large	base	small
Comprehensiveness	100.0	100.0	99.2	98.4	98.4	100.0	98.4	99.2	99.2	91.2	93.6	90.4
Diversity	97.6	96.0	95.2	89.6	84.8	85.6	94.4	93.6	95.2	72.0	75.2	67.2
Empowerment	96.8	100.0	98.4	89.6	96.0	96.8	95.2	95.2	97.6	80.8	86.4	81.6
Overall	100.0	100.0	99.2	94.4	96.8	100.0	97.6	96.0	98.4	84.0	89.6	84.0

Table 6: Retriever adaption analysis: Win rates (%) of TagRAG v.s. baselines with Qwen3-4B on CS, equipped with different retrievers of bge-large-en-v1.5, bge-base-en-v1.5 and bge-small-en-v1.5.

LightRAG, despite its time advantage, is limited by its polarized knowledge representation, which makes it difficult to merge new knowledge well into the already existing framework, leading to the worst incremental performance. GraphRAG unquestionably consumes the most time due to its large number of LLM calls as well as community summarizations, and it struggles to incorporate knowledge from completely new domains into the established communities, leading to its poor performance.

6.5 Lightweight Adaption Analysis

To illustrate the suitability and advantages of TagRAG on smaller LLMs, we use Qwen3-1.7B as a backbone for knowledge graph construction and inference, and compare it with other methods with Qwen3-4B in Table 5. Even with a 57.5% smaller LLM size, TagRAG absolutely dominates over Naive RAG, Graph RAG and Light RAG and has comparable results to MiniRAG. This suggests that the connection of domain chains and the fusion of domain-centric knowledge can be adapted to low-resource scenarios. TagRAG liberates the dependence on LLMs for graph construction.

6.6 Retriever adaption analysis

To demonstrate that our performance does not solely depend on the effect of a powerful searcher, we perform a retriever adaption analysis. As shown in Table 6, retrievers of different sizes are applied to the comparison of TagRAG and baselines. Even with a lower

performance retriever, Tag RAG still has a stable advantage in all metrics. Even in comparison with GraphRAG, the poorer retriever excites the potential of TagRAG. This suggests that domain clustering in the form of tag chains based on DAG weakens the need for precise entity retrieval and enhances the representation of global knowledge.

6.7 Statistics of Knowledge Graph Construction

We report the scale of knowledge graphs constructed by TagRAG and the baselines, as shown in Table 7. LightRAG extracts the least number of entities and relationships, resulting in its weakest knowledge representation. GraphRAG and MiniRAG capture huge amounts of entities, but the relational connections are not as adequate as TagRAG. This makes the knowledge of the graphs they construct insufficiently connected to produce a global view.

6.8 Visualization of Knowledge Graph Construction

To better distinguish the methods, we visualize their knowledge graphs on UltraDomain Mix in Figure 4. Without a strong semantic parser, LightRAG with a smaller model extracts sparse entities and loose relations, yielding low-density graphs. GraphRAG and MiniRAG produce similar graphs. While GraphRAG adds global knowledge via community summaries, MiniRAG is more effective on small models through tailored retrieval. Leveraging hierarchical

	Agri	CS	Legal	Mix
NaiveRAG				
Docs	12	10	94	61
Chunks	1756	1858	4294	579
GraphRAG				
Entities	38059	29803	35817	14393
Relationships	33781	27598	49163	11114
LightRAG				
Entities	19153	18737	19634	7592
Relationships	911	2787	4008	266
MiniRAG				
Entities	42777	35679	45381	16398
Relationships	22218	20272	37816	9443
TagRAG				
\mathcal{V}_o	16086	14768	18479	7663
\mathcal{E}_o	29778	21822	43076	7941
\mathcal{V}_d	2893	1869	2489	2227
\mathcal{E}_d	4333	2886	4257	3568
\mathcal{E}_{od}	11462	7585	11819	3967
Entities	18979	16637	20968	9890
Relationships	45534	32258	59096	15421

Table 7: Statistics of knowledge graph construction

links, TagRAG builds well-connected graphs with high knowledge density and broad coverage.

6.9 Cross-domain Visual Analysis

Leveraging the mapping of domain tag chains, TagRAG enables support for cross-domain scenarios. As illustrated in Figure 5, the predefined root domain tag “ALL DISCIPLINES” serves as the anchor for the entire domain knowledge graph, with diverse domains (e.g., social sciences, historical studies) interconnected in a hierarchical structure to guide cross-domain object tags. For instance, the object tag “THIRTY YEARS’ WAR” links to the root domain via the chain “HISTORICAL STUDIES - EUROPEAN HISTORY”, while another object tag “BERT” maps to “NATURAL LANGUAGE PROCESSING”, which comes from a completely different field. This demonstrates that TagRAG possesses the capability to integrate knowledge across different domains and adapt to cross-domain application scenarios.

7 Conclusion

We propose TagRAG, a tag-guided hierarchical knowledge graph RAG framework that addresses key limitations of existing graph-based RAG systems, such as inefficient global reasoning and poor increment adaptability. By constructing domain-aware tag chains and enabling tag-guided graph retrieval, TagRAG achieves structured, fine-grained, and scalable knowledge integration. Our design reduces reliance on large language models and supports efficient construction and inference. The experimental results on the UltraDomain benchmark show that TagRAG achieves a 95.41% average

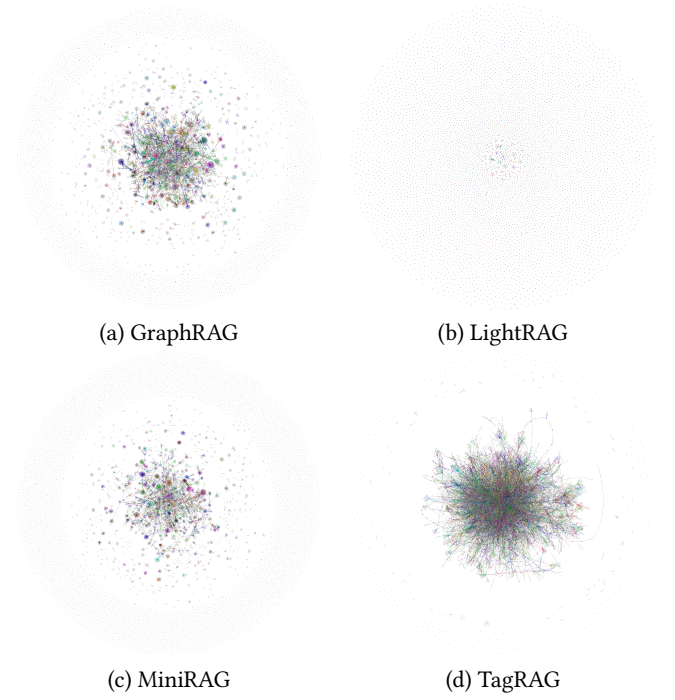


Figure 4: Visualization of knowledge graph construction with Qwen3-4B on UltraDomain Mix.




Figure 5: Demonstration of tag chains on UltraDomain Mix.

win rate over baselines while offering significant gains in construction (14.6×) and retrieval (1.9×) efficiency compared to GraphRAG.

References

- [1] Mariam Barry, Gaétan Caillaut, Pierre Halftermeyer, Raheel Qader, Mehdi Mouayad, Dimitri Cariolaro, Fabrice Le Deit, and Joseph Gesnoui. 2025. Graphrag: leveraging graph-based efficiency to minimize hallucinations in llm-driven rag for finance data. In *31st International conference on Computational Linguistics Workshop Knowledge Graph & GenAI*.
- [2] Boyu Chen, Zirui Guo, Zidan Yang, Yuluo Chen, Junze Chen, Zhenghao Liu, Chuan Shi, and Cheng Yang. 2025. Pathrag: Pruning graph-based retrieval augmented generation with relational paths. *arXiv preprint arXiv:2502.14902* (2025).
- [3] Darren Edge, Ha Trinh, Newman Cheng, Joshua Bradley, Alex Chao, Apurva Mody, Steven Truitt, Dasha Metropolitansky, Robert Osazuwa Ness, and Jonathan Larson. 2024. From local to global: A graph rag approach to query-focused summarization. *arXiv preprint arXiv:2404.16130* (2024).

- [4] Tianyu Fan, Jingyuan Wang, Xubin Ren, and Chao Huang. 2025. MiniRAG: Towards Extremely Simple Retrieval-Augmented Generation. *arXiv preprint arXiv:2501.06713* (2025).
- [5] Wenqi Fan, Yujuan Ding, Liangbo Ning, Shijie Wang, Hengyun Li, Dawei Yin, Tat-Seng Chua, and Qing Li. 2024. A survey on rag meeting llms: Towards retrieval-augmented large language models. In *Proceedings of the 30th ACM SIGKDD conference on knowledge discovery and data mining*. 6491–6501.
- [6] Zirui Guo, Lianghao Xia, Yanhua Yu, Tu Ao, and Chao Huang. 2024. LightRAG: Simple and Fast Retrieval-Augmented Generation. *arXiv preprint arXiv:2410.05779* (2024).
- [7] Yubin Hong, Chaofan Li, Jingyi Zhang, and Yingxia Shao. 2025. FG-RAG: Enhancing Query-Focused Summarization with Context-Aware Fine-Grained Graph RAG. *arXiv preprint arXiv:2504.07103* (2025).
- [8] Haoyu Huang, Yongfeng Huang, Junjie Yang, Zhenyu Pan, Yongqiang Chen, Kaili Ma, Hongzhi Chen, and James Cheng. 2025. Retrieval-Augmented Generation with Hierarchical Knowledge. *arXiv preprint arXiv:2503.10150* (2025).
- [9] Yiqian Huang, Shiqi Zhang, and Xiaokui Xiao. 2025. KET-RAG: A Cost-Efficient Multi-Granular Indexing Framework for Graph-RAG. *arXiv preprint arXiv:2502.09304* (2025).
- [10] Aaron Hurst, Adam Lerer, Adam P Goucher, Adam Perelman, Aditya Ramesh, Aidan Clark, AJ Ostrow, Akila Welihinda, Alan Hayes, Alec Radford, et al. 2024. Gpt-4o system card. *arXiv preprint arXiv:2410.21276* (2024).
- [11] Patrick Lewis, Ethan Perez, Aleksandra Piktus, Fabio Petroni, Vladimir Karpukhin, Naman Goyal, Heinrich Küttler, Mike Lewis, Wen-tau Yih, Tim Rocktäschel, et al. 2020. Retrieval-augmented generation for knowledge-intensive nlp tasks. *Advances in neural information processing systems* 33 (2020), 9459–9474.
- [12] Boci Peng, Yun Zhu, Yongchao Liu, Xiaohu Bo, Haizhou Shi, Chuntao Hong, Yan Zhang, and Siliang Tang. 2024. Graph retrieval-augmented generation: A survey. *arXiv preprint arXiv:2408.08921* (2024).
- [13] Hongjin Qian, Zheng Liu, Peitian Zhang, Kelong Mao, Defu Lian, Zhicheng Dou, and Tiejun Huang. 2025. Memorag: Boosting long context processing with global memory-enhanced retrieval augmentation. In *Proceedings of the ACM on Web Conference 2025*. 2366–2377.
- [14] Parth Sarthi, Salman Abdullah, Aditi Tuli, Shubh Khanna, Anna Goldie, and Christopher D Manning. 2024. Raptor: Recursive abstractive processing for tree-organized retrieval. In *The Twelfth International Conference on Learning Representations*.
- [15] Qwen Team. 2025. Qwen3 Technical Report. arXiv:2505.09388 [cs.CL] <https://arxiv.org/abs/2505.09388>
- [16] Shu Wang, Yixiang Fang, Yingli Zhou, Xilin Liu, and Yuchi Ma. 2025. ArchRAG: Attributed Community-based Hierarchical Retrieval-Augmented Generation. *arXiv preprint arXiv:2502.09891* (2025).
- [17] Nirmalie Wiratunga, Ramitha Abeyratne, Lasal Jayawardena, Kyle Martin, Stewart Massie, Ikechukwu Nkisi-Orji, Ruwan Weerasinghe, Anne Liret, and Bruno Fleisch. 2024. CBR-RAG: case-based reasoning for retrieval augmented generation in LLMs for legal question answering. In *International Conference on Case-Based Reasoning*. Springer, 445–460.
- [18] Shitao Xiao, Zheng Liu, Peitian Zhang, and Niklas Muennighoff. 2023. C-Pack: Packaged Resources To Advance General Chinese Embedding. arXiv:2309.07597 [cs.CL]
- [19] Xuejiao Zhao, Siyan Liu, Su-Yin Yang, and Chunyan Miao. 2025. Medrag: Enhancing retrieval-augmented generation with knowledge graph-elicited reasoning for healthcare copilot. In *Proceedings of the ACM on Web Conference 2025*. 4442–4457.

A Detailed Experimental Settings

A.1 Experimental Environment

In Table 8, we list the relevant experimental environment information, including hardware and software.

Configuration	
CPU	Intel(R) Xeon(R) Gold 6330 CPU @ 2.00GHz
GPU	NVIDIA RTX A6000 48GB
RAM	256GB
Operating System	CentOS Linux 7
CUDA	12.4
Python	3.10.16

Table 8: Experimental environment.

A.2 Predefined Root Domain Tag Details

In Table 9, we list the root domains with their descriptions for the Domain Tag Chain Organization on the UltraDomain datasets.

Domain	Description
Agri	Agriculture: Agriculture is the cultivation of crops and rearing of animals for food, fiber, and other products to sustain human life.
CS	Computer Science: Computer Science is the study of computational systems and algorithms, focusing on designing, analyzing, and applying software and hardware to solve complex problems.
Legal	Legal: Legal refers to anything pertaining to law, its principles, regulations, or the formal administration of justice within a society.
Mix	All disciplines: All disciplines refers to the complete range of academic, professional, and practical fields of study, encompassing the humanities, sciences, arts, social sciences, technologies, and applied domains that collectively constitute human knowledge and activity.

Table 9: Root domains with their descriptions.

B Case Study

To intuitively reflect the effect of TagRAG, we demonstrate a query case for the UltraDomain CS corpus in Table 10. In these cases, we can see that TagRAG is able to generate global analyses and responses, resulting in a complete lead in the four metrics of Comprehensiveness, Diversity, Empowerment, and Overall.

C Prompts

We list the prompts involved in knowledge graph construction, retrieval enhancement generation, and experiments, including question generation, evaluation, object tag keyword extraction, domain tag chain organization, domain-centric knowledge fusion and tag knowledge-fused generation.

Query	How can we select the most important features for the model using feature selection techniques?
TagRAG	<p>Selecting the most important features for a machine learning model is a critical step in the data preprocessing pipeline. It helps improve model performance, reduce overfitting, and enhance interpretability. Feature selection techniques can be broadly categorized into three types: filter methods, wrapper methods, and embedded methods. Each approach has its own advantages and is suitable for different scenarios depending on the problem, data, and model type.</p> <p>Filter Methods Filter methods are the simplest and most computationally efficient techniques. They evaluate the relevance of features based on ...</p> <p>Wrapper Methods Wrapper methods evaluate the importance of features by training and testing different subsets of features. These methods are ...</p> <p>Embedded Methods Embedded methods incorporate feature selection during the model training process. These methods are model-specific and are often ...</p> <p>Practical Considerations 1. Domain Knowledge: ... 2. Data Quality: ... 3. Computational Resources: ... 4. Model Type: ...</p> <p>In summary, feature selection is a crucial step in the machine learning pipeline that helps in building more efficient, accurate, and interpretable models. The choice of method depends on the specific problem, data characteristics, and computational resources available. By carefully selecting the most important features, we can significantly improve the performance of our models.</p>
GraphRAG	<p>Feature selection techniques are essential for identifying the most important features for a model, as they help reduce dimensionality, improve model performance, and enhance interpretability. These techniques can be broadly categorized into three main types: filter methods, wrapper methods, and embedded methods. Filter methods Wrapper methods Embedded methods</p> <p>The choice of technique depends on the specific problem, the type of data, and the goals of the modeling task. For instance, filter methods are computationally efficient and suitable for high-dimensional datasets, while wrapper methods may provide better performance but are more computationally intensive. Embedded methods are particularly useful when the model inherently performs feature selection</p> <p>The importance of feature selection lies in its ability to enhance model interpretability, reduce overfitting, and improve computational efficiency. By focusing on the most relevant features, models can achieve better accuracy and generalization, making them more effective for real-world applications. However, it is crucial to evaluate the impact of feature selection on model performance through validation techniques to ensure that the selected features contribute meaningfully to the model’s predictive power. Ultimately, the most effective feature selection approach will depend on the specific characteristics of the dataset and the objectives of the modeling task.</p>
Evaluation	<p>“Comprehensiveness”: { “Winner”: “Answer 1 (TagRAG)”, “Explanation”: “Answer 1 offers a highly detailed breakdown of the three main feature selection techniques—filter, wrapper, and embedded methods—with specific sub-methods under each category (e.g., Pearson correlation, RFE, Lasso). It also includes practical considerations such as domain knowledge, data quality, and model type, which extend the depth of coverage beyond just naming methods. Answer 2, while accurate, is more concise and general.”},</p> <p>“Diversity”: { “Winner”: “Answer 1 (TagRAG)”, “Explanation”: “Answer 1 presents a richer variety of perspectives and techniques, covering a broader spectrum of tools within each method type and touching on ensemble models like Random Forest, as well as XGBoost and LightGBM. It also discusses non-technical factors (e.g., domain knowledge, computational resources), whereas Answer 2 is more method-focused and omits these complementary angles.”},</p> <p>“Empowerment”: { “Winner”: “Answer 1 (TagRAG)”, “Explanation”: “Answer 1 is more empowering as it equips the reader with both theoretical knowledge and practical guidance. It explains when and why to use each method, provides context on computational cost, and suggests model-specific strategies. Answer 2 emphasizes general insights but lacks actionable detail for applying the techniques effectively.”},</p> <p>“Overall Winner”: { “Winner”: “Answer 1 (TagRAG)”, “Explanation”: “Answer 1 is the overall winner due to its superior comprehensiveness, greater diversity of content, and better empowerment of the reader. While Answer 2 is more direct, the depth and breadth of Answer 1 make it more valuable for users looking to understand and apply feature selection techniques effectively”}</p>

Table 10: Case study: evaluation of TagTAG v.s. GraphRAG with Qwen3-4B

Prompt of question generation

Given the following description of a dataset: {total_description}. Please identify 5 potential users who would engage with this dataset. For each user, list 5 tasks they would perform with this dataset. Then, for each (user, task) combination, generate 5 questions that require a high-level understanding of the entire dataset. Output the results in the following structure:

- User 1: [user description]
 - Task 1: [task description]
 - Question 1:
 - ...
 - Question 5:
 - ...
 - Task 5: [task description]
- ...
- User 5: [user description]
 - ...

Prompt of evaluation

—Role—

You are an expert tasked with evaluating two answers to the same question based on three criteria: **Comprehensiveness**, **Diversity**, and **Empowerment**.

You will evaluate two answers to the same question based on three criteria: **Comprehensiveness**, **Diversity**, and **Empowerment**.

- **Comprehensiveness**: How much detail does the answer provide to cover all aspects and details of the question?

- **Diversity**: How varied and rich is the answer in providing different perspectives and insights on the question?

- **Empowerment**: How well does the answer help the reader understand and make informed judgments about the topic?

For each criterion, choose the better answer (either Answer 1 or Answer 2) and explain why. Then, select an overall winner based on these three categories.

Here is the question: {query}

Here are the two answers:

Answer 1: {answer1}

Answer 2: {answer2}

Evaluate both answers using the three criteria listed above and provide detailed explanations for each criterion. Output your evaluation in the following JSON format:

```
{
  "Comprehensiveness": {
    "Winner": "[Answer 1 or Answer 2]",
    "Explanation": "[Provide explanation here]"
  },
  "Diversity": {
    "Winner": "[Answer 1 or Answer 2]",
    "Explanation": "[Provide explanation here]"
  },
  "Empowerment": {
    "Winner": "[Answer 1 or Answer 2]",
    "Explanation": "[Provide explanation here]"
  },
  "Overall Winner": {
    "Winner": "[Answer 1 or Answer 2]",
    "Explanation": "[Summarize why this answer is the overall winner based on the three criteria]"
  }
}
```

Prompt of object tag keyword extraction

—Goal—

Given a domain-specific text document and a list of keyword types, summarize keywords from the text and generate their relationships. Use {language} as output language.

—Steps—

1. Summarize keywords from the text. For each summarized keyword, generate the following information:

- keyword_name: Name of the keyword, use same language as input text. If English, capitalized the name.

- keyword_type: Type of the keyword that can classify the keyword.

- keyword_description: Comprehensive description of the keyword's attributes and activities

Format each keyword as ("keyword"{tuple_delimiter}< keyword_name >{tuple_delimiter}< keyword_type >{tuple_delimiter}< keyword_description >)

2. From the keywords summarized in step 1, generate all pairs of (source_keyword, target_keyword) that are *clearly related* to each other.

Don't create source_keyword or target_keyword that are not summarized in step 1.

For each pair of related keywords, generate the following information:

- source_keyword: name of the source keyword, as summarized in step 1

- target_keyword: name of the target keyword, as summarized in step 1

- relationship_description: explanation as to why you think the source keyword and the target keyword are related to each other

Format each relationship as ("relationship"{tuple_delimiter}< source_keyword >{tuple_delimiter}< target_keyword >{tuple_delimiter}< relationship_description >)

3. Return output in {language} as a single list of all the keywords and relationships generated in steps 1 and 2. Use **{record_delimiter}** as the list delimiter.

4. When finished, output {completion_delimiter}

—Examples—

{examples}

—Real Data—

Text: {input_text}

Output:

Prompt of domain tag chain organization

–Goal–

Given a domain tag with its description and an object tag with its description, generate the relationship chain between them.

Use {language} as output language.

–Steps–

1. Generate the relationship chain between the domain tag and the object tag. Present all domain tags consisting of the following information:

- domain_name: Name of the domain, use same language as input text. If English, capitalized the name.

- domain_description: Comprehensive description of the domain tag.

Format each domain tag as < domain_name >{explanation_delimiter}< domain_description > and connect domain tags with **{inference_delimiter}**.

2. Generate the relationship description between the object tag and the generated relationship chain in step 1. Use **{tuple_delimiter}** as the delimiter.

3. Return output in {language} as a single relationship chain generated in step 1 and a relationship description generated in step 2.

4. When finished, output {completion_delimiter}

–Examples–

{examples}

–Real Data–

Domain tag name: {domain_tag_name}

Domain tag description: {domain_tag_description}

Object tag name: {object_tag_name}

Object tag description: {object_tag_description}

Output:

Prompt of domain-centric knowledge fusion

–Goal–

Given a chain of domain tags with their descriptions, the summary of the chain, relevant object tags with their descriptions and the relationship descriptions, summarize the domain by injecting these object tags at a high level. Use {language} as output language.

–Domain tag chain–

{domain_tag_chain}

–Chain summary–

{chain_summary}

–Object tags–

{object_tags}

–relationships–

{relationships}

Output:

Prompt of tag knowledge-fused generation

–Role–

You are a helpful assistant responding to questions about data in the tables provided.

–Goal–

Generate a response of the target length and format that responds to the user’s question, summarizing all information in the input data tables appropriate for the response length and format, and incorporating any relevant general knowledge.

Do not include information where the supporting evidence for it is not provided.

–Target response length and format–

{response_type}

–Data tables–

{context_data}

Add sections and commentary to the response as appropriate for the length and format. Style the response in markdown.