



HIGHER-ORDER ADVERSARIAL PATCHES FOR REAL-TIME OBJECT DETECTORS

A PREPRINT

Jens Bayer^{1,2}  

Stefan Becker¹ 

David Münch¹ 

Michael Arens¹ 

Jürgen Beyerer^{1,2} 

¹ Fraunhofer IOSB and Fraunhofer Center for Machine Learning,

² Karlsruhe Institute of Technology

January 9, 2026

ABSTRACT

Higher-order adversarial attacks can directly be considered the result of a cat-and-mouse game – an elaborate action involving constant pursuit, near captures, and repeated escapes. This idiom describes the enduring circular training of adversarial attack patterns and adversarial training the best. The following work investigates the impact of higher-order adversarial attacks on object detectors by successively training attack patterns and hardening object detectors with adversarial training. The YOLOv10 object detector is chosen as a representative, and adversarial patches are used in an evasion attack manner. Our results indicate that higher-order adversarial patches are not only affecting the object detector directly trained on but rather provide a stronger generalization capacity compared to lower-order adversarial patches. Moreover, the results highlight that solely adversarial training is not sufficient to harden an object detector efficiently against this kind of adversarial attack.

Code: <https://github.com/JensBayer/HigherOrder>

Keywords Adversarial Attacks · Adversarial Training · Object Detection

1 Introduction

Recently, machine learning has seen some remarkable advancements in various applications. However, the vulnerability to adversarial attacks, where carefully crafted inputs are used to deceive a model into making erroneous decisions, remains. Due to their potential in exploiting and compromising the security and reliability of deep neural networks, a critical area of studying these phenomena has emerged. In the context of physical world attacks against object detectors, adversarial patches are one of the simplest and most direct approaches to fool these systems. Securing the models against these kinds of attacks can be achieved naively by introducing examples of adversarial patterns during the training. This so-called adversarial training results in a hardened model, which is more secure against a 1st-order attack Goodfellow et al. [2015], Madry et al. [2018]. When optimizing a patch on this hardened 1st-order network, a 2nd-order patch can be optimized. This iterative cat-and-mouse dynamic may be conducted multiple times (see Figure 1), potentially yielding more robust models and enhanced patches. However, the question arises: To what extent does repeated engagement in this dynamic contribute to the robustness of the models and the strength of the patches?

This work (i) investigates the behavior of both the patches and models when playing the cat-and-mouse game with different parameterizations. (ii) The impact of higher-order patches is analyzed, and the performance of higher-order hardened networks is compared in an extensive evaluation. Moreover, (iii) the network and dataset transferability of the higher-order patches is examined. As a reference object detector, the YOLOv10b object detector is chosen. The patches are optimized in an evasion attack manner.

The rest of this paper is organized as follows: Section 2 provides related work regarding adversarial attacks and adversarial training. Section 3 introduces our methodology for analyzing the patches. The experimental setup is given

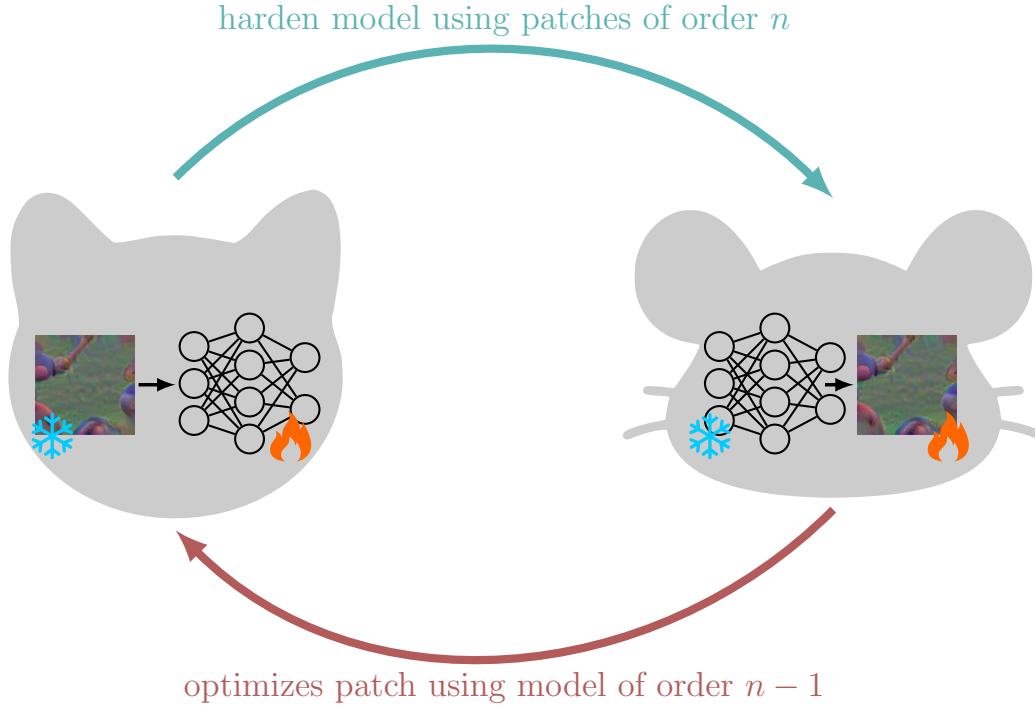


Figure 1: Playing the cat-and-mouse game: The mouse (attacker) tries to hide from the cat (defender). By integrating hardened models and optimized attack patterns into the respective optimization processes, a cat-and-mouse dynamic emerges.

in section 4 and results of the evaluation are presented in section 5. A conclusion and a summary of our findings and directions for future research are given in section 6.

2 Related Work

As adversarial attacks in computer vision comprise several subtopics, the following section only covers a fraction of works that are directly connected. For a broader overview, the interested reader is referred to one of the following surveys Akhtar and Mian [2018], Serban et al. [2020], Chakraborty et al. [2021], Wei et al. [2024]. Multiple works use the term *order* in relation to adversarial attacks, yet most are about using higher-order derivative information Bai et al. [2018], Singla and Feizi [2020], Peng et al. [2024] or low-order and high-order interactions Ren et al. [2021]. **By the term order, we refer to the number of cycles the adversarial counterplay dynamic has been played** (see Figure 1). Unfortunately, there are only a few Cai et al. [2018], Lin and Liao [2024], Zhang et al. [2022] other works that investigate such a successive and iterative adversarial attack.

Curriculum adversarial training, as proposed by Cai *et al.* Cai et al. [2018], iteratively increases the attack strength until an upper bound specified by the defender is reached. By doing so, they overcome overfitting against attacks and significantly improve recent state-of-the-art methods. They also state an attack generalization issue, where models trained with weaker attacks may not generalize to stronger attacks.

Lin *et al.* Lin and Liao [2024] propose a successive perturbation generation scheme for adversarial training (SPGAT) which successively strengthens adversarial examples. Instead of generating adversarial examples from the original input in each training epoch, they generate the adversarial examples based on previous epochs. Moreover, they shift models across the training epochs to enhance the efficiency of adversarial training. By doing so, they harden an image classifier against different attack schemes and conditions.

To boost the transferability of adversarial examples, Zhang *et al.* Zhang et al. [2022] propose successively attacking multiple high-accuracy models and adding modest adversarial perturbations progressively across these models to obtain adversarial examples targeting the standard vulnerable directions of the models.

Contrary to the presented work, this study does not investigate adversarial examples attacking image classifiers but rather adversarial patches Brown et al. [2017] attacking real-time object detectors. As these patches can easily be used to attack object detectors in the physical world Thys et al. [2019], Wu et al. [2020], Wei et al. [2024], Li et al. [2025] and provide a high network and dataset transferability Bayer et al. [2024], they pose a threat for every non-hardened system.

3 A Cat-and-Mouse Game

Wiktionary defines a cat-and-mouse game as a situation where two parties closely monitor and challenge one another in a suspicious or self-protective manner, often because each party is attempting to gain an advantage over the other Wiktionary [2025]. This basically describes the dynamic of an attacker that successively optimizes his strategy while a defender reacts and hardens his defense. To study this cat-and-mouse dynamic in real-time object detection, first the attackers tactic (adversarial patches) and then the defenders response (adversarial training) are analyzed.

3.1 Adversarial Patches

When it comes to physical adversarial attacks against object detectors, adversarial patches with the goal to suppress a detection are one of the most practically feasible attacks Thys et al. [2019], Li et al. [2025], Wei et al. [2024]. In the investigated setting, the attackers objective is to reduce the detectors confidence for the selected class. Regarding the threat model, a white box scenario is investigated. For the main experiments, the attacker has full access to the models. The transferability study can be considered a gray box scenario, as no information about the target models besides the common training dataset is considered during patch optimization.

To maintain realistic optimization conditions, the patch optimization process applies an augmentation pipeline (e.g., scale, rotation, viewpoint) before placing the patch inside of bounding boxes of objects of interest. The patches are optimized by freezing the detector weights, propagating altered images of a training dataset through the detector, and using the *objectness* score of instances of the target class as a loss term. In addition, a *smoothness* and *validity* loss is used to reduce high-frequency information and prevent “illegal” colors. The final optimization loss

$$L = \lambda_{\text{obj}} L_{\text{obj}} + \lambda_{\text{smt}} L_{\text{smt}} + \lambda_{\text{val}} L_{\text{val}} \quad (1)$$

is the weighted sum of the objectness, smoothness, and validity loss.

During evaluation, there is a probability of p_{box} that patches are applied to instances of the investigated object class and of p_{hal} that they are hallucinated at a random position in the image to distract the detector and punish overfitting. The patches are resized according to the shorter side of the respective bounding box and placed in the center of it.

3.2 Adversarial Training

The defenders response in the cat-and-mouse game is adversarial training: the detector is optimized to perform well even under worst-case patch overlays. Patch-aware training is used in such a way that each ground-truth bounding box instance of objects of interest in the training dataset has a certain probability π to contain an adversarial patch at a random position. The probability is a crucial parameter, as a value that is too high would lead to a detector, that assumes that the patch is a crucial part of the object of interest, causing a higher false positive rate. If the probability is too low, the desired effect of the robustness of the system against these patterns is not given.

3.3 Higher Order Patches

Playing the cat-and-mouse game results in higher-order adversarial patches, which are the evolution in attack strategies designed to counteract defenses introduced by adversarial training. While traditional (1st-order) adversarial patches are optimized to deceive a standard (0th-order) object detector, (n+1)-th-order adversarial patches are crafted to bypass (n-th-order) detectors that have been hardened against such attacks through adversarial training.

The optimization process for higher-order patches involves two sequential optimization processes: while the defenders model is adversarially trained using current estimates of the adversarial patch, the attacker optimizes patches to maximize its impact on the newly hardened model (see Figure 1).

4 Experimental Setup

4.1 Conducted Experiments

There are two key factors in adversarial training that are investigated in the following experiments: the number of patches used and whether to include patches from all previous orders during training. These factors are combined and result in four distinct experimental settings:

k=1 patch optimized, non-successive training: The n -th order model is exposed to the latest single n -th order patch. A single new patch ($k=1$) is optimized each order.

k=1 patch optimized, successive training: The n -th order model is exposed to all ($\leq n$)-th order patches. A single new patch ($k=1$) is optimized each order.

k=3 patches optimized, non-successive training: The n -th order model is exposed to all n -th order patches. Multiple new patches ($k=3$) are optimized each order.

k=3 patches optimized, successive training: The n -th order model is exposed to all ($\leq n$)-th order patches. Multiple new patches ($k=3$) are optimized each order.

Additionally, the optimized patches of these four experiments are evaluated in a transferability study, where they are used to attack other detectors of the YOLO family.

4.2 Datasets

The class of objects of interest for the experiments is *Person*. To train the object detectors, COCO Lin et al. [2014] is used, as it is an established benchmark dataset and most detectors are pre-trained on it. Furthermore, by far the largest number of objects in COCO are persons; thus, the dataset provides a good foundation. As COCO test-dev does not provide ground-truth annotations, COCO *val2017* is used as an evaluation split. Throughout the rest of the paper, the evaluation set refers to *val2017*.

In addition to COCO, a much smaller person-centered dataset is used: *INRIA Person* Dalal and Triggs [2005]. The dataset consists of images depicting persons in different environments. To optimize adversarial patches, the train split of the positive image set is used.

4.3 Object Detectors

If not stated otherwise, all experiments use the YOLOv10b object detector provided by Ultralytics Jocher et al. [2023]. To enable adversarial training, the augmentation pipeline has been modified slightly: after loading an image, a random patch of the set of available patches is selected and applied inside bounding boxes of interest. To enable the patch optimization, some minor mandatory changes during the inference phase have also been made. Moreover, as YOLOv10 no longer has an objectness score, the pre-sigmoid prediction confidences of objects of interest of both detector heads (one-to-one and one-to-many) are used instead.

4.4 Adversarial Patch Optimization

All optimized patches have a resolution of 256×256 px and are initialized with random values in $[0, 1]^3$. They are optimized in an evasion attack manner over 150 epochs using AdamW with an initial learning rate of 0.01 and a reduction of the learning rate every 50 epochs by a factor of 10. The augmentation pipeline applied to the patches consists of a random color jitter, followed by a random rotation in $[-30^\circ, 30^\circ]$ and a random perspective transformation. The augmented patch is then randomly resized to match the smaller size of the corresponding bounding box by a factor of $[0.3, 0.6]$. The patches are optimized using *INRIAPerson* as a training dataset and use *Person* as the target class.

4.5 Adversarial Training

The adversarial training procedure is based on the regular training script provided in the *Ultralytics* repository Jocher et al. [2023]. An additional augmentation step after the images are loaded is added: the images are propagated through a patch applier that modifies an image by placing an adversarial patch in the image at a random position inside the ground-truth bounding box with a probability of $\pi = 0.25$. Unlike during patch training, the patches are not augmented but rather only resized randomly to match the smaller size of the corresponding bounding box by a factor of $[0.75, 0.9]$. The patch application happens before mosaicing and any other augmentations. Each model is optimized with AdamW over 100 epochs using the COCO training split and the default hyperparameters presented by Ultralytics.

Successive	k	n	AP _{clean}	AP _{Grayscale}
✗	1	0	0.59	0.52
✗	1	1	0.58	0.52
✗	1	2	0.58	0.52
✗	1	3	0.58	0.52
✗	1	4	0.58	0.52
✗	1	5	0.59	0.52

Successive	k	n	AP _{clean}	AP _{Grayscale}
✓	1	0	0.59	0.52
✓	1	1	0.58	0.54
✓	1	2	0.58	0.54
✓	1	3	0.58	0.54
✓	1	4	0.58	0.54
✓	1	5	0.58	0.54

Successive	k	n	AP _{clean}	AP _{Grayscale}
✗	3	0	0.59	0.52
✗	3	1	0.58	0.54
✗	3	2	0.58	0.53
✗	3	3	0.58	0.53
✗	3	4	0.58	0.54
✗	3	5	0.58	0.53

Successive	k	n	AP _{clean}	AP _{Grayscale}
✓	3	0	0.59	0.52
✓	3	1	0.58	0.54
✓	3	2	0.58	0.54
✓	3	3	0.58	0.54
✓	3	4	0.58	0.54
✓	3	5	0.58	0.54

Table 1: Baseline detector performance where AP_{clean} is the performance of the detector on the evaluation set when no patches are present and AP_{Grayscale} when 11 different grayscale levels are used instead of patches. The standard deviations for AP_{Grayscale} are omitted, as they are below 0.01.

5 Evaluation

The performance of the detectors is measured using the mean average precision (mAP) with multiple intersection over union (IoU) thresholds Lin et al. [2014]. Since we focus solely on the *Person* class, the class mean collapses to the class average precision; consequently, the AP_{Person@[.5:.95]} (AP) is reported.

With a probability of $p_{box} = 0.5$, an optimized patch is placed at the center of ground-truth bounding boxes in images of the evaluation set. Additionally, there is a chance of $p_{hal} = 0.5$ that the same patch is hallucinated and placed at random positions in the image. To ensure a reproducible evaluation, a fixed random seed is used. This way, images of different evaluations only differ in the content of applied patches. The patches are resized to match 50% of the shorter side of the respective bounding box. This way, the patches have a strong effect without completely covering a *Person* instance. In addition to the 50% resize factor, the appendix also covers results for resize factors of 25% and 75%.

5.1 Baseline

The first step is to produce reference points for the object detectors. Towards this, the performance of each trained detector is investigated on the evaluation set when no patches are present. As presented in Table 1 the detector performs slightly worse when grayscale patches are applied compared to the clean evaluation set. This is expected behavior, as the introduced occlusion of objects usually leads to a small performance drop.

5.2 Cat-and-Mouse-Game

The results of the main experiment are given in Figure 2. Each subplot corresponds to one experiment. *Non-Successive* ($k=1$) and *Non-Successive* ($k=3$) are the experiments where the lower-order patches are not included in adversarial training. *Successive* ($k=1$) and *Successive* ($k=3$), on the other hand, include all previous lower-order patches in the adversarial training.

Each column of a heatmap corresponds to a different order of tested adversarial patches, while each row is related to the order of the evaluated network. The shade of each cell encodes the achieved AP of a network for a set of 4 validation patches. These patches are optimized with the same parameters utilizing the same detectors as the corresponding train patches but are not included during adversarial training. The separated rows and columns labeled μ are the arithmetic mean of the corresponding columns and rows.

Non-Successive ($k=1$) is the simplest case where only a single patch is used for adversarial training. The resulting plot shows a comparable bad performance regardless of the patch order or model order. The highest ΔAP is at 0.16, while the mean is at 0.10 ± 0.06 . As expected, all adversarial trained models perform better than the regular trained model when attacked with a 1st-order patch. Moreover, higher-order patches have on average a much higher impact on the detector performances than 1st-order patches.

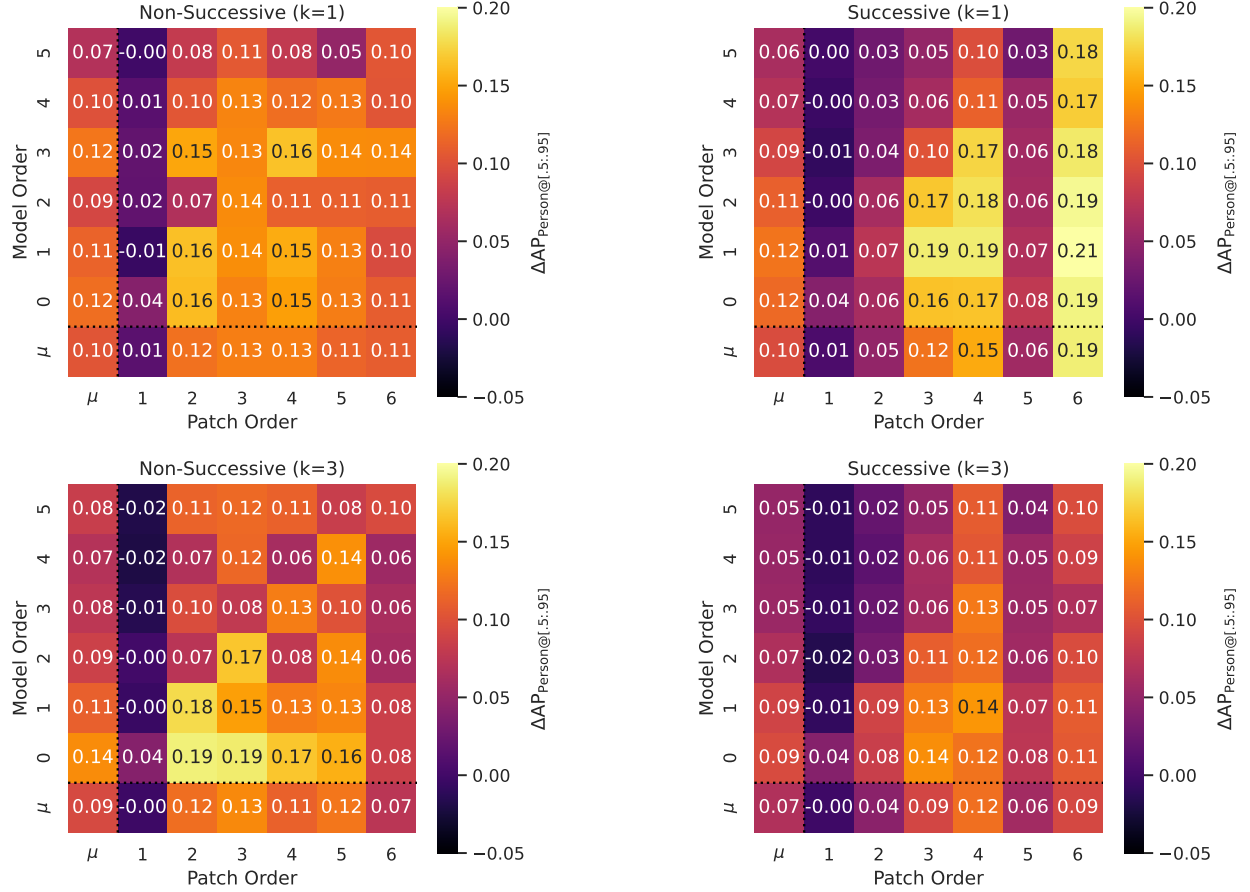


Figure 2: Heatmap of the performance of higher-order patches and higher-order networks on the evaluation set. The columns represent the order of the tested adversarial patches, while the rows indicate the order of the evaluated network. The shade of each cell encodes the arithmetic mean of the achieved $\Delta AP = AP_{\text{Grayscale}} - AP$ of a network for a set of 4 validation patches. μ is the row- and columnwise arithmetic mean.

The benefit of including additional patches during adversarial training is presented in experiment *Non-Successive (k=3)*. The performance of higher-order models when attacked with higher-order patches improves. In addition, the main diagonal becomes visible, indicating that the adversarial training improves the performance of the networks when attacking with lower adversarial patches. Yet, this is only true for networks with an order equal to one plus the current patch order. For patches of order 1, 2, 3, and 4, models of order 2, 3, 4, and 5 perform worse than models of order 1, 2, 3, and 4. This suggests that there is no sufficient patch diversity present.

Consequently, the *Successive (k=1)* and *Successive (k=3)* experiments are conducted, where all previously optimized patches are included in the current adversarial training. The results for *Successive (k=1)* and *Successive (k=3)* are quite similar: As expected, higher-order networks profit from including previous patches. The observed insufficient patch diversity as in *Non-Successive (k=3)* is no longer present. Interestingly, the overall performance of the networks in *Successive (k=3)* is higher compared to *Successive (k=1)* even for the lower-order networks, which could be due to either more robust networks or less impactful patches. The conducted transferability study gives a hint on how to interpret this observation.

Depending on the experimental setup, a clear trend or prediction on how even higher-order patches would perform is hardly possible. However, a cautious prediction can be made: there is a certain trend that higher-order models, regardless of the setup, have a higher AP, averaged over the different patch orders. Higher-order patches in the *Non-Successive* cases do not seem to lower the AP on average at all, while in the *Successive* cases, a “wavy” downward trend becomes visible.

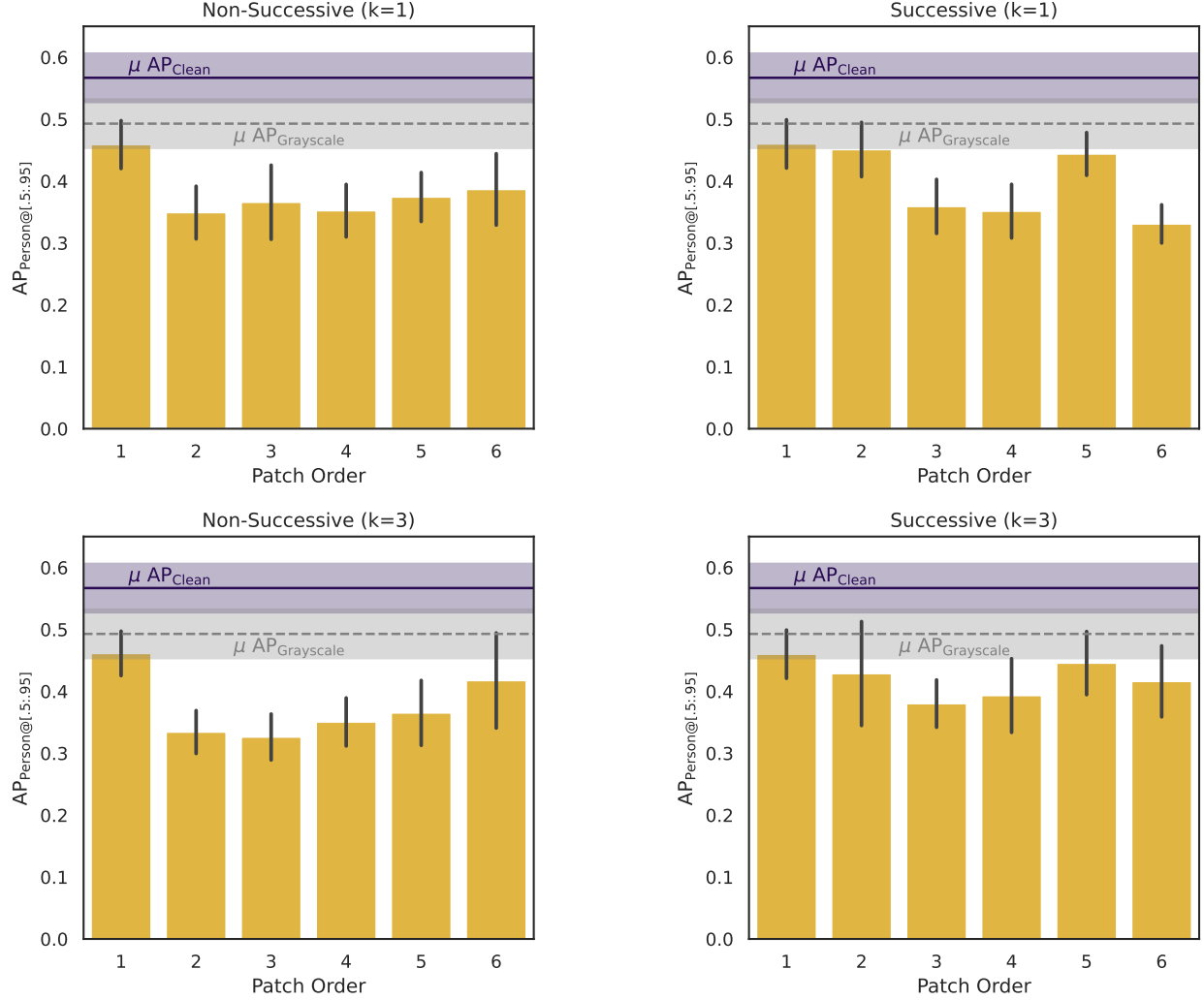


Figure 3: Results of the transferability study. Each bar shows the mean performance of 21 detectors for the corresponding patches of the given order. In addition, the standard deviation is given.

5.3 Transferability

Regarding the transferability of the optimized higher-order patches, Figure 3 shows the aggregated performance of the investigated 21 COCO-pretrained object detectors (YOLOv9/10/11/12) Wang et al. [2024a,b], Jocher and Qiu [2024], Tian et al. [2025]. Each bar shows the mean performance for the corresponding validation patches of the given order. In addition, the standard deviation for each bar and the average clean and grayscale performance are given.

All investigated models are of order 0 and are thus not hardened against adversarial patches. Again, the mentioned “wavy” downward trend in the *Successive* cases becomes visible. In addition, the question whether the patches in *Successive(k=3)* become less impactful can be answered. Compared to *Successive(k=1)*, the AP for patches of order 3, 4, and 6 is lower and thus reinforces the assumption of a decrease in patch performance. A similar observation can be made in the *Non-Successive* cases: a slightly upward trend for $k=1$ and a strong upward trend for $k=3$ become visible. A possible reason for this behavior could be that the internal activations of lower-order models are more similar to the investigated 0th-order models. Yet, the impact of 2nd-order patches for the *Non-Successive* case is significantly higher than the 1st-order patches.

5.4 Discussion

While the presented results provide an insight into the performance of higher-order patches and models, the results should be treated with caution. We do not cover and consider the impact of the distribution shift caused by different parameterization in model hardening and patch optimization, such as models trained and evaluated with COCO while the patches are optimized using *INRIAPerson* or different resize ranges. A change in the patch parameterization, such as the resize range, initial learning rate, number of epochs, or the optimizer, could also lead to stronger patches. Moreover, the experiments are solely conducted on the *Person* class, while the detectors are trained regularly using the complete 80 COCO classes. Nevertheless, the focus of the presented study is not to find optimal parameters but rather to get a more profound understanding of adversarial patches by an initial attempt at playing the cat-and-mouse game.

A problem we experienced with the presented large-scale evaluation of adversarial patches is that the optimization of a single patch takes a comparably large amount of time (about 3.5 h with an Nvidia RTX4090 and an Intel i9-7980XE CPU). This is a result of a technical limitation in our current optimization strategy, which does not seem to improve in the near future. As a result, investigating even more higher-order adversarial patches and therefore indicating a clear trend of the patch performance could only be achieved with a reduced input dimensionality.

6 Conclusion

The presented work investigates higher-order adversarial patches for real-time object detection. Higher-order patches are the result of successive optimizing adversarial patches and harden the object detector in a cat-and-mouse game manner. As a representative object detector, the extensive evaluation uses the popular YOLOv10 detector. Four different experiments are conducted to investigate two key factors: including previously used adversarial patches in the current adversarial training and the impact of using multiple adversarial patches compared to a single patch. The results indicate that higher-order adversarial patches have a stronger impact on the detector performance than 1st-order adversarial patches. Moreover, higher-order detectors perform better than lower-order ones. Yet, the performance of the hardened models when attacked with even higher-order patches is only partly restored to the grayscale-patched and clean performance of the networks, supporting the thesis of an attack generalization issue in object detection similar to the one mentioned by Cai *et al.* Cai *et al.* [2018] in image classification.

6.1 Future Work

Future work should investigate even more higher-order adversarial patches, check if there is a clear trend, and try to answer the question of whether the cat-and-mouse game converges or diverges. If there is an indication of accumulation points, then these should be used to enhance the hardening of object detectors and perhaps neural networks in general against adversarial attacks.

References

- Ian J. Goodfellow, Jonathon Shlens, and Christian Szegedy. Explaining and harnessing adversarial examples. *3rd International Conference on Learning Representations, ICLR 2015 - Conference Track Proceedings*, pages 1–11, 2015.
- Aleksander Madry, Aleksandar Makelov, Ludwig Schmidt, Dimitris Tsipras, and Adrian Vladu. Towards deep learning models resistant to adversarial attacks. In *International Conference on Learning Representations*, 2018. URL <https://openreview.net/forum?id=rJzIBfZAb>.
- Naveed Akhtar and Ajmal Mian. Threat of Adversarial Attacks on Deep Learning in Computer Vision: A Survey. *IEEE Access*, 6:14410–14430, 2018. ISSN 2169-3536. doi:10.1109/ACCESS.2018.2807385.
- Alex Serban, Erik Poll, and Joost Visser. Adversarial Examples on Object Recognition: A Comprehensive Survey. *ACM Comput. Surv.*, 53(3), 2020. ISSN 15577341. doi:10.1145/3398394.
- Anirban Chakraborty, Manaar Alam, Vishal Dey, Anupam Chattopadhyay, and Debdeep Mukhopadhyay. A survey on adversarial attacks and defences. *CAAI Trans. Intell. Technol.*, 6(1):25–45, 2021. ISSN 24682322. doi:10.1049/cit2.12028.
- Hui Wei, Hao Tang, Xuemei Jia, Zhixiang Wang, Hanxun Yu, Zubo Li, Shinichi Satoh, Luc Van Gool, and Zheng Wang. Physical Adversarial Attack Meets Computer Vision: A Decade Survey. *IEEE Trans. Pattern Anal. Mach. Intell.*, 46(12):9797–9817, 2024. ISSN 19393539. doi:10.1109/TPAMI.2024.3430860.
- Li Bai, Chen Changyou, Wenlin Wang, and Lawrence Carin. Second-Order Adversarial Attack and Certifiable Robustness. (2017):1–14, 2018.

- Sahil Singla and Soheil Feizi. Second-order provable defenses against adversarial attacks. *37th International Conference on Machine Learning, ICML 2020*, PartF16814:8928–8938, 2020.
- Anjie Peng, Guoqiang Shi, Zhi Lin, Hui Zeng, and Xing Yang. Approximating High-order Adversarial Attacks Using Runge-Kutta Methods. *Tsinghua Sci. Technol.*, 2024. doi:10.26599/TST.2024.9010154.
- Jie Ren, Die Zhang, Yisen Wang, Lu Chen, Zhanpeng Zhou, Yiting Chen, Xu Cheng, Xin Wang, Meng Zhou, Jie Shi, and Quanshi Zhang. A Unified Game-Theoretic Interpretation of Adversarial Robustness. *Advances in Neural Information Processing Systems*, 5(NeurIPS):3797–3810, 2021. ISSN 10495258.
- Qi-Zhi Cai, Chang Liu, and Dawn Song. Curriculum adversarial training. In *Proceedings of the Twenty-Seventh International Joint Conference on Artificial Intelligence*, pages 3740–3747. International Joint Conferences on Artificial Intelligence Organization, 2018.
- Wei Lin and Lichuan Liao. Towards sustainable adversarial training with successive perturbation generation. *Front. Inf. Technol. Electron. Eng.*, 25(4):527–539, 2024. ISSN 20959230. doi:10.1631/FITEE.2300474.
- Xiaolin Zhang, Wenwen Zhang, Lixin Liu, Yongping Wang, Lu Gao, and Shuai Zhang. Enhancing Transferability of Adversarial Examples by Successively Attacking Multiple Models. *SSRN Electron. J.*, 25(2):306–316, 2022. doi:10.2139/ssrn.4162643.
- Tom B Brown, Dandelion Mane, Roy Aurko, Martin Abadi, and Justin Gilmer. Adversarial patch. In *31st Conference on Neural Information Processing Systems (NIPS 2017)*, 2017.
- Simen Thys, Wiebe Van Ranst, and Toon Goedeme. Fooling automated surveillance cameras: Adversarial patches to attack person detection. *CVPR Workshops*, 2019-June:49–55, 2019. ISSN 21607516. doi:10.1109/CVPRW.2019.00012.
- Zuxuan Wu, Ser Nam Lim, Larry S. Davis, and Tom Goldstein. Making an Invisibility Cloak: Real World Adversarial Attacks on Object Detectors. *Lect. Notes Comput. Sci.*, 12349 LNCS:1–17, 2020. ISSN 16113349. doi:10.1007/978-3-030-58548-8_1.
- Yanjie Li, Kaisheng Liang, and Bin Xiao. UV-Attack: Physical-World Adversarial Attacks on Person Detection via Dynamic-NeRF-based UV Mapping. In *ICLR 2025*, 2025.
- Jens Bayer, Stefan Becker, David Münch, and Michael Arens. Network transferability of adversarial patches in real-time object detection. In *Artificial Intelligence for Security and Defence Applications II*, volume 13206, page 132060X. SPIE, 2024. doi:10.1117/12.3031501. URL <https://doi.org/10.1117/12.3031501>.
- Wiktionary. cat and mouse — wiktionary, the free dictionary, 2025. URL https://en.wiktionary.org/w/index.php?title=cat_and_mouse&oldid=85469831. [Online; accessed 2-December-2025].
- Tsung Yi Lin, Michael Maire, Serge Belongie, James Hays, Pietro Perona, Deva Ramanan, Piotr Dollár, and C. Lawrence Zitnick. Microsoft COCO: Common objects in context. *Lecture Notes in Computer Science (including subseries Lecture Notes in Artificial Intelligence and Lecture Notes in Bioinformatics)*, 8693 LNCS(PART 5):740–755, 2014. ISSN 16113349. doi:10.1007/978-3-319-10602-1_48.
- N. Dalal and B. Triggs. Histograms of Oriented Gradients for Human Detection. In *CVPR*, volume 1, pages 886–893. IEEE, 2005. ISBN 0-7695-2372-2. doi:10.1109/CVPR.2005.177.
- Glenn Jocher, Jing Qiu, and Ayush Chaurasia. Ultralytics YOLO, January 2023. URL <https://github.com/ultralytics/ultralytics>.
- Chien-Yao Wang, I-Hau Yeh, and Hong-Yuan Mark Liao. Yolov9: Learning what you want to learn using programmable gradient information. In *European conference on computer vision*, pages 1–21. Springer, 2024a.
- Ao Wang, Hui Chen, Lihao Liu, Kai Chen, Zijia Lin, Jungong Han, et al. Yolov10: Real-time end-to-end object detection. *Advances in Neural Information Processing Systems*, 37:107984–108011, 2024b.
- Glenn Jocher and Jing Qiu. Ultralytics yolo11, 2024. URL <https://github.com/ultralytics/ultralytics>.
- Yunjie Tian, Qixiang Ye, and David Doermann. Yolov12: Attention-centric real-time object detectors. *arXiv preprint arXiv:2502.12524*, 2025.