

# Satellite-borne $\gamma$ -ray astrophysics from coherent interactions in oriented crystals

Pietro Monti-Guarnieri<sup>1,2</sup>, Gianfranco Paternò<sup>3</sup>, Alexei Sytov<sup>3</sup>, Elisabetta Cavazzuti<sup>4</sup>,  
 Luigi Costamante<sup>1</sup>, Sara Cutini<sup>5</sup>, Matteo Duranti<sup>5</sup>, Pierluigi Fedeli<sup>3,6</sup>, Richard J.  
 Gaitskell<sup>7</sup>, Vincenzo Guidi<sup>3,6</sup>, Viktor Haurylavets<sup>1</sup>, Savvas M. Koushiappas<sup>7</sup>, Francesco  
 Longo<sup>1,2</sup>, Sofia Mangiacavalli<sup>8,9</sup>, Andrea Mazzolari<sup>3,6</sup>, Michela Prest<sup>8,9</sup>, Marco  
 Romagnoni<sup>3,6</sup>, Alessia Selmi<sup>8,9</sup>, Victor Tikhomirov<sup>1</sup>, Valerio Vagelli<sup>4</sup>, Erik Vallazza<sup>9</sup>, and  
 Laura Bandiera<sup>\*3</sup>

<sup>1</sup>University of Trieste, Trieste, Italy

<sup>2</sup>Istituto Nazionale di Fisica Nucleare (INFN), section of Trieste, Trieste, Italy

<sup>3</sup>INFN, section of Ferrara, Ferrara, Italy

<sup>4</sup>Agenzia Spaziale Italiana (ASI), Roma, Italy

<sup>5</sup>INFN, section of Perugia, Perugia, Italy

<sup>6</sup>University of Ferrara, Ferrara, Italy

<sup>7</sup>Brown University, Providence, RI, USA

<sup>8</sup>University of Insubria, Como, Italy

<sup>9</sup>INFN, section of Milano Bicocca, Milano, Italy

## Abstract

High-density and high-Z crystals are a key element of most space-borne  $\gamma$ -ray telescopes operating at GeV energies (such as Fermi-LAT). The lattice structure is usually neglected in the development of a crystalline detector, although its effects on the energy deposit development should be taken into account, since the interactions of a high energy ( $\sim$  GeV) photon or  $e^\pm$  impinging along the axis of an oriented crystal are different than the ones observed in a fully isotropic medium. Specifically, if the angle between a photon ( $e^\pm$ ) trajectory and the crystal axis is smaller than  $\sim 0.1^\circ$ , a large enhancement of the pair production (bremsstrahlung) cross-section is observed. Consequently, a photon-induced shower inside an oriented crystal develops within a much more compact region than in an amorphous medium. Moreover, for photon energies above a few GeV and incidence angles up to several degrees, the pair-production cross-section exhibits a pronounced dependence on the angle between the crystal axis and the photon polarization vector.

In this work we show that these effects could be exploited to develop a novel class of lightweight pointing space-borne  $\gamma$ -ray telescopes, capable of achieving an improved sensitivity and resolution, thanks to a better shower containment in a smaller volume with respect to non-oriented crystalline detectors. We also show that an oriented tracker-converter system could be used to measure the polarization of a  $\gamma$ -ray source above few GeV, in a regime that remains unexplorable through any other detection technique. This novel detector concept could open new pathways in the study of the physics of extreme astrophysical environments and potentially improve the detector sensitivity for indirect Dark Matter searches in space.

**Keywords:** Oriented crystals, Gamma rays, Polarization, Calorimetry, Instrumentation: detectors

---

\*Corresponding author: bandiera@fe.infn.it

# 1 Coherent interactions of high energy particles with oriented crystals

Since the 1950s, it has been known that the lattice structure can influence the development of electromagnetic (e.m.) processes in oriented crystals. For instance, the alignment of a beam of high energy  $e^\pm$  or photons with crystal axes or planes results in a large increase of the bremsstrahlung and pair production cross-sections, respectively [32, 19, 18, 9, 64, 55]. When the  $e^\pm$  trajectory is nearly parallel to a crystal plane (axis), the successive collisions with the atoms in the same plane (row) are correlated. In this case, one can replace the Coulomb potential and electric field of separate atoms with an average continuous potential. For ultra-relativistic particles, the electric field is Lorentz-boosted by a  $\gamma$  factor: it can reach the Schwinger critical field of QED, the threshold above which non-linear effects occur in vacuum ( $E_0 = m^2 c^3 / e \hbar \sim 1.3 \cdot 10^{16}$  V/cm). This condition is called “Strong Field” (SF) regime and is otherwise reachable only in extreme environments, such as a magnetar atmosphere.

The SF regime condition is characterized by intense hard-photon emission by  $e^\pm$  [19], as well as intense pair production by multi-GeV photons [18]. As a consequence, the e.m. shower initiated by High Energy ( $E \gtrsim 10$  GeV)  $\gamma$ -rays develops in a more compact space. The SF regime effects peak when the angular separation between the incident particle trajectory and the crystal axis is smaller than a characteristic angle, which is nearly independent on the particle energy itself [9, 19]:

$$\Theta_0 = \frac{U_0}{mc^2} \quad (1)$$

where  $U_0$  is the amplitude of the crystal potential well-depth in the laboratory frame, while  $mc^2 = 511$  keV is the electron rest-mass energy. In high- $Z$  materials such as tungsten (commonly used as a converter) or high- $Z$  scintillating crystals (employed in homogeneous electromagnetic calorimeters) the critical angle is of the order of few mrad. In particular, in W it is approximately  $\sim 1.74$  mrad for the  $\langle 111 \rangle$  axis [53] and in lead tungstate ( $\text{PbWO}_4$ )  $\sim 0.82$  mrad along the  $\langle 100 \rangle$  axis [54]. For incidence angles exceeding  $\Theta_0$ , and up to about  $1^\circ$ , a weaker but still noticeable enhancement of the bremsstrahlung and pair-production cross-sections remains visible [53, 54].

The SF regime has been experimentally investigated at the CERN SPS extracted beamlines in the 80s, first by the NA43 and NA48 collaborations [21, 42, 48]. Pure single-element crystals such as Si, Ge and W were mainly investigated, while the first studies with an oriented scintillator crystal arrived several years later [20, 12, 13]. Only in the last few years, it was finally demonstrated by the INFN STORM-OREO collaboration that the acceleration of the e.m. shower development results in an increased number of secondary charged particles crossing the volume of an oriented scintillator in full Strong Field regime, thus increasing the energy deposited by the shower per unit of target thickness [54]. This study opened up the possibility of using oriented scintillator crystals to develop oriented calorimeters for applications in particle and astroparticle physics.

In this work, we explore the potential of a detector composed by oriented crystals, specifically in the context of high energy satellite-based  $\gamma$ -ray astronomy. This paper is structured as follows: in section 2 we review the limitations of the state of the art  $\gamma$ -ray detectors, while in section 3 we show how the use of oriented crystals could help overcoming them. In section 4 we discuss if and how an oriented tracker-converter system could be sensitive to the  $\gamma$ -ray polarization above few GeV, a regime otherwise unreachable with conventional detection systems, and in section 5 we summarize our findings.

## 2 Challenges in the direct detection of high energy gamma-rays

Gamma-ray observations give us a direct view into the most extreme environments of the Universe [37, 40]. They are one of the most direct ways to study astronomical particle accelera-

tors such as microquasars, Supernova Remnants, pulsars, Active Galactic Nuclei (AGN) and Gamma-Ray Bursts (GRB). They also provide a unique tool for performing multi-wavelength and multi-messenger studies, aimed at understanding the origin of cosmic rays and gravitational waves [37] and to probe the existence of Dark Matter [25, 44].

The GeV  $\gamma$ -ray sky is usually studied by means of space-borne telescopes, such as the Large Area Telescope (LAT) onboard of the Fermi mission [7], or Imaging Air Cherenkov Telescopes (IACTs), although the latter are more suited for energies above several tenths of GeV [38]. The LAT is a pair conversion detector composed of 16 identical towers: the incident  $\gamma$ -rays first cross a silicon-tungsten tracker (TKR), where they convert into an electron-positron pair and initiate an e.m. shower. The Silicon Strip Detectors (SSD) in the TKR measure the  $e^\pm$  tracks and thus reconstruct the incidence direction of the parent  $\gamma$ -ray. Then, all the shower particles are absorbed inside an  $8.6 X_0$  thick imaging calorimeter (CAL) composed of crystal scintillators (CsI(Tl)). A tessellated plastic scintillator Anti-Coincidence Detector (ACD) is placed around the TKR, to filter out the charged cosmic-ray events. The overall volume of the LAT instrument is about  $10.1 X_0$  in depth and  $1.3 \times 1.3 \text{ m}^2$  in transverse area.

In terms of performance, the LAT angular resolution is limited at low energies by the multiple scattering of the  $e^\pm$  through the tungsten plates, and at high energies by the SSD strip pitch and the plane-to-plane spacing [2]. The peak angular resolution is  $\sim 0.1^\circ$  above 10 GeV. On the other hand, the LAT energy resolution is limited to  $\gtrsim 10\%$  at GeV energies, due to the CAL shallow thickness, which prevents a full containment of the e.m. showers.

Since its launch in 2008, Fermi-LAT has made significant strides in  $\gamma$ -ray detection, unveiling more than 7,000 point sources and almost 100 extended ones [10], even if a substantial 30% of the point ones remains unassociated. Further studies, particularly of the extended sources – whose actual extent and physical properties remain under debate [1] – are, therefore, required.

Beyond this issue, the scientific community is intrigued by the enhanced  $\gamma$ -ray emissions detected at the center of the Milky Way, which peaks around a few GeV [16, 44]. The critical question remains whether this is due to conventional astrophysical sources [33] or to the annihilation of Dark Matter particles. The energy scale of this excess is also still under discussion: a recent study based on fifteen years of Fermi-LAT data has found a statistically significant halo-like gamma-ray excess in the center of the Milky Way, with a spectral peak around 20 GeV and non negligible emission from 2 to 200 GeV. Such excess is compatible with the signal produced by the annihilation of a Dark Matter particle with a mass in the hundreds of GeV [63]. To solve this puzzle, improved energy, spectral and angular range and resolution are necessary [28], alongside a large detector area to reach sufficient statistics with such a relatively low photon flux. Polarization measurements at the GeV scale would also significantly help addressing all these problems and clarifying the acceleration processes at the root of the  $\gamma$ -ray emission. The importance of this kind of measurements was already demonstrated in the last few years by the IXPE mission, sensitive to the photon polarization in the X-ray band [51]. Despite polarimetry being well established in the X-ray and low-MeV range [41], the same technology can't be easily applied to the detection of GeV photons. In fact, no GeV-polarization-sensitive instrument has been developed yet (section 4).

At the time of writing, following the recent conclusion of the AGILE mission [60], Fermi remains the only operational instrument surveying the entire  $\gamma$ -ray sky at MeV-GeV energies. This lack of opportunity for space-borne prompt detection of transient high-energy electromagnetic signals is highly envisioned by the community to provide relevant information on the electromagnetic counterparts of gravitational wave events detected on the ground. Thus, several future missions have been proposed to explore the MeV band [36, 30]; however, no plans currently exist to surpass Fermi in the GeV regime – not even with Imaging Air Cherenkov Telescopes (IACTs), which, despite their much larger effective areas, generally offer poorer angular and energy resolution below a few hundred GeV [38]. In fact, there are no concrete plans for high energy  $\gamma$ -ray observations once Fermi ceases operations. Multipurpose cosmic-ray missions such

as the already operational DAMPE and CALET, or the forthcoming HERD experiment could partially compensate for this gap, thanks to their deep calorimeters ( $\sim 50 X_0$ ). Nonetheless, their limited angular resolution, restrictive trigger configurations, and orbital parameters will significantly constrain their overall  $\gamma$ -ray detection performance [34, 43].

In conclusions, it is time to develop a novel class of  $\gamma$ -ray instruments, capable of achieving better performance than Fermi-LAT in terms of effective area, acceptance, energy and angular resolution and especially cost/performance ratio. A detector composed of oriented crystals and employed in pointing strategy could be the answer to some of these challenges and could help overcoming the limitations of direct GeV  $\gamma$ -ray observation, potentially revolutionizing the field in the post-Fermi era.

Seminal ideas on exploiting oriented crystals to enhance gamma-ray detection in space-borne telescopes were proposed decades ago by several groups [46], but they were never pursued in detail. Recent results from the INFN STORM-OREO collaboration have revived this direction: in particular, the development of end-to-end Monte Carlo models, validated against dedicated measurements, now enables more realistic and quantitatively solid design studies and proposals.

### 3 A space-borne $\gamma$ -ray telescope based on oriented crystals

In this section we discuss how the use of oriented crystals in the development of a Fermi-like tracker and calorimeter could improve their performance, for all  $\gamma$ -rays incident within a fraction of a degree from the crystal axes. For larger incidence angles, the detector would perform exactly as a non-oriented one, thus the use of oriented crystals would not damage the overall performance of the detector.

We discuss the case of an oriented silicon-tungsten tracker and of an oriented calorimeter in two separate sections. For the calorimeter, we consider the use of oriented  $\text{PbWO}_4$  crystals instead of the more common  $\text{CsI(Tl)}$ , since it has been demonstrated that the former can be easily grown oriented [53, 12, 54] or cutted along a crystalline plane after growth, while the same is not true in general for all crystalline materials, such as  $\text{CsI(Tl)}$ . Moreover, the  $\text{PbWO}_4$  high  $Z$ , high density and good radiation tolerance make it particularly suited for the development of this kind of detectors. For instance,  $\text{PbWO}_4$  was already used for the development of the CALET electromagnetic calorimeter [62].

The results presented in this work were obtained by means of the Geant4 version 11.1 toolkit [3, 4]. The Physics List used in this case is a modified version of the `FTFP_BERT` list, which implements the standard high energy e.m. and hadronic processes, including also photo-nuclear interactions [4]. The modification was necessary, since until very recently Geant4 did not implement the physics of oriented crystals: a library dedicated to the full simulation of interactions in oriented tungsten crystals was released only in Geant4 version 11.2, implementing the Monte Carlo methods described in [11, 56, 57, 49]. However, even in that version, the interactions inside oriented  $\text{PbWO}_4$  crystal were not available and thus a custom version was still required.

In the modified version used for this work, the differential cross-sections of the bremsstrahlung and pair production processes were multiplied by a set of coefficients, which increase with the particle energy [13, 17]. These factors were computed beforehand through a full Monte Carlo simulation, where the electromagnetic interaction probabilities in the axial field of a W or  $\text{PbWO}_4$  lattices were computed by directly integrating the quasi-classical Baier-Katkov formula on realistic particle trajectories [39, 11, 56, 57]. The dependence of the cross-sections on the relative angle between the particle trajectories and the crystal orientation is taken into account as well. This approach has been extensively validated in several studies performed at the CERN PS and SPS by the STORM-OREO collaboration employing either W or  $\text{PbWO}_4$  crystals [53, 12, 54]. Thus, it can be considered as a reliable way to simulate the interactions occurring in an oriented crystal exposed to a high energy particle beam.

### 3.1 An oriented silicon-tungsten tracker

Let us consider now the case of a Fermi-like silicon-tungsten tracker. We see that the tungsten layers could be fabricated as crystalline [48, 42, 29, 6, 14, 53]: in case of a perfect orientation, this would allow the high energy photons to convert much earlier, as shown in figure 1. This effect peaks if the incidence angle is smaller than the SF critical angle ( $\Theta_0$ ), but it can be seen that even at relatively large angles ( $\sim 1^\circ$ ) the average depth of the first conversion is strongly reduced (figure 2). This is much different from the standard Bethe-Heitler pair production, where the photon conversion length is  $\sim \frac{9}{7} X_0$  at all energies [35].

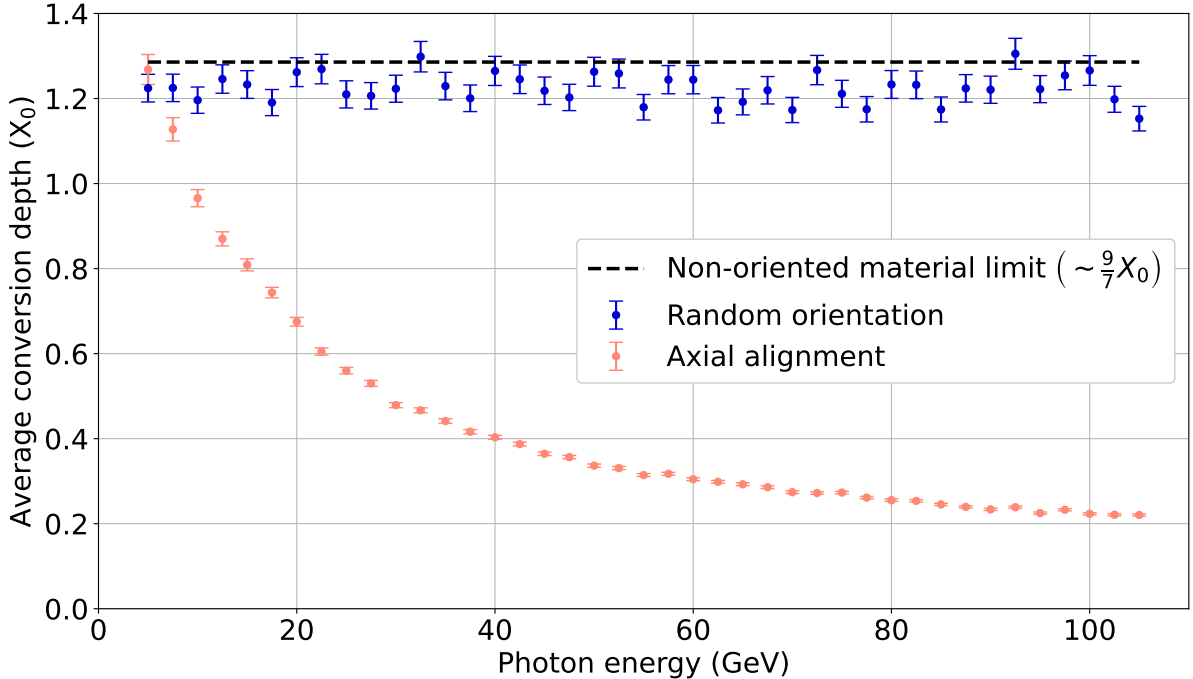


Figure 1: Average depth at which high energy photons convert in an  $e^\pm$  pair, inside an infinitely thick and infinitely large tungsten crystal aligned along the  $\langle 111 \rangle$  axis. The blue dots (red dots) correspond to the case of photons incident on the non-aligned (perfectly aligned on-axis) crystal. Each point shows the average value over 10,000 simulations. (A color version is available on the online journal)

The higher conversion probability opens the door to two equally interesting possibilities:

1. develop a tracker with a thickness comparable to that of the Fermi-LAT, but incorporating crystal orientation – effectively “plugging in” the orientation into a conventional, non-oriented detector design. In such a configuration, most on-axis photons with energies above 10 GeV would convert much earlier: in the LAT, such difference in conversion depth results in an improvement of the Point Spread Function (PSF) by a factor of two or three [7], due to the reduced Multiple Coulomb Scattering of the  $e^\pm$  before passing through the silicon detectors. Thus, an oriented detector could achieve the same improvement of the PSF as well, for on-axis gamma-rays. The proposed detector would behave conventionally for off-axis particles, while providing a reduced field of view (FOV) but enhanced performance for on-axis events;
2. develop a thinner tracker than that of the Fermi-LAT. Such a detector could achieve comparable photon-conversion efficiency and Point Spread Function (PSF) for on-axis high-energy events (above a few GeV), while exhibiting reduced efficiency for off-axis photons due to the smaller material budget along their trajectories. The reduced thickness

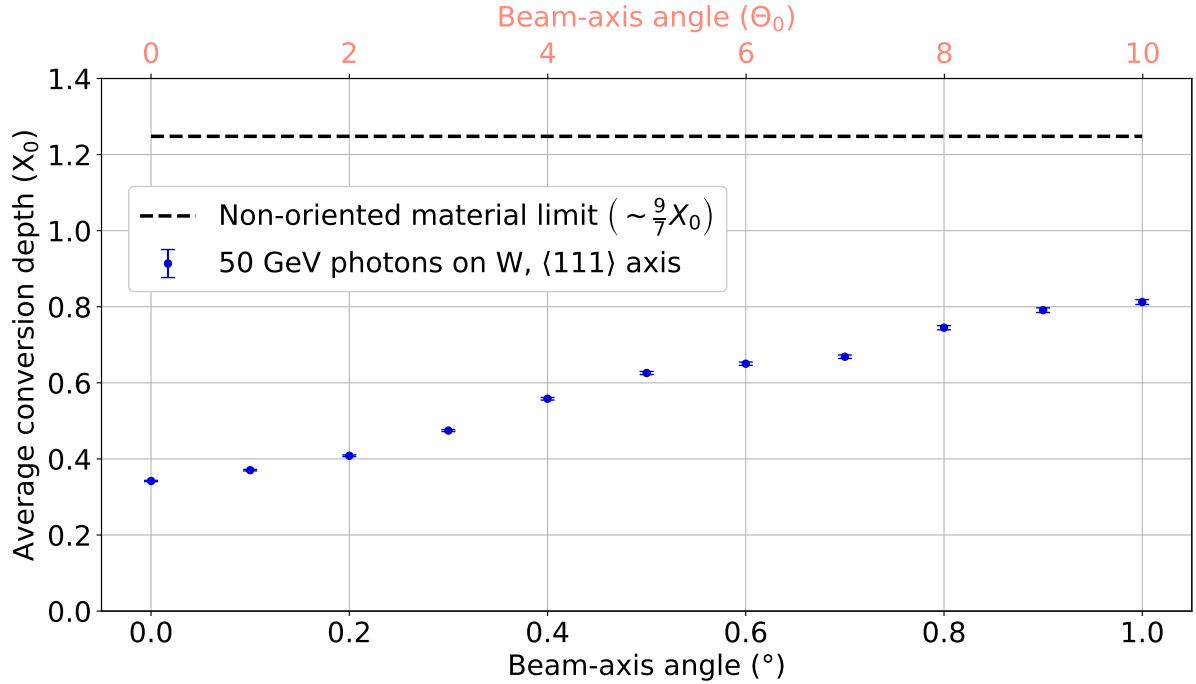


Figure 2: Average depth at which a 50 GeV photon converts in an  $e^\pm$  pair, inside an infinitely thick and infinitely large W crystal, aligned along the  $\langle 111 \rangle$  axis. Different beam-axis angles are shown. The upper horizontal axis measures the angle in units of the Strong Field critical value  $\Theta_0$ , which for W  $\langle 111 \rangle$  is  $\sim 1.74$  mrad ( $\sim 0.1^\circ$ ) [52]. Each point shows the average value over 10,000 simulations. (A color version is available in the online journal)

would, however, mitigate the effects of Multiple Coulomb Scattering (MCS) on event reconstruction, as the MCS angular spread scales approximately with the square root of the tracker thickness [28, 35]. Consequently, a thinner oriented detector would remain highly sensitive across an extended energy range for on-axis particles and provide an improved PSF relative to Fermi even for off-axis events. This improvement would come at the cost of a lower detection rate, since some photons would bypass the tracker and convert in the calorimeter, preventing accurate angular reconstruction. The associated loss could be compensated by enlarging the detector effective area, thus requiring no additional cost compared to a non-oriented design, owing to the overall thickness reduction.

It is worth noticing that these improvements in the PSF could be fundamental not only for a better resolution of crowded regions in the Galactic Plane, but also for the measurement of the  $\gamma$ -ray polarization above 100 MeV. In fact, the latter requires a precise reconstruction of the distribution of the  $e^\pm$  opening angles, with respect to the incidence direction, something that is not usually achievable at low energies precisely due to the MCS [24].

### 3.2 An oriented electromagnetic calorimeter

Thanks to the SF acceleration of the e.m. shower, a hodoscopic calorimeter composed of oriented scintillating crystals could contain a significantly higher fraction of the energy of the incident photons, with respect to a calorimeter made of non aligned crystals, as shown in figure 3. Since the SF regime effects grow with the energy of the incident particles, the acceleration of the e.m. shower development grows as well. This partially counteracts the well known fact that the depth of the maximum energy deposit in an isotropic material scales as the logarithm of the particle energy [28]. As a result, inside an oriented crystal, the depth of the maximum energy deposit

depends only weakly on the energy of the incident particle [53] and it would remain within the LAT physical thickness for on-axis photons with energies well up to hundreds of GeV (figure 4) or even more. In fact, the SF acceleration of the e.m. shower grows in intensity and saturates only at TeV energies [64].

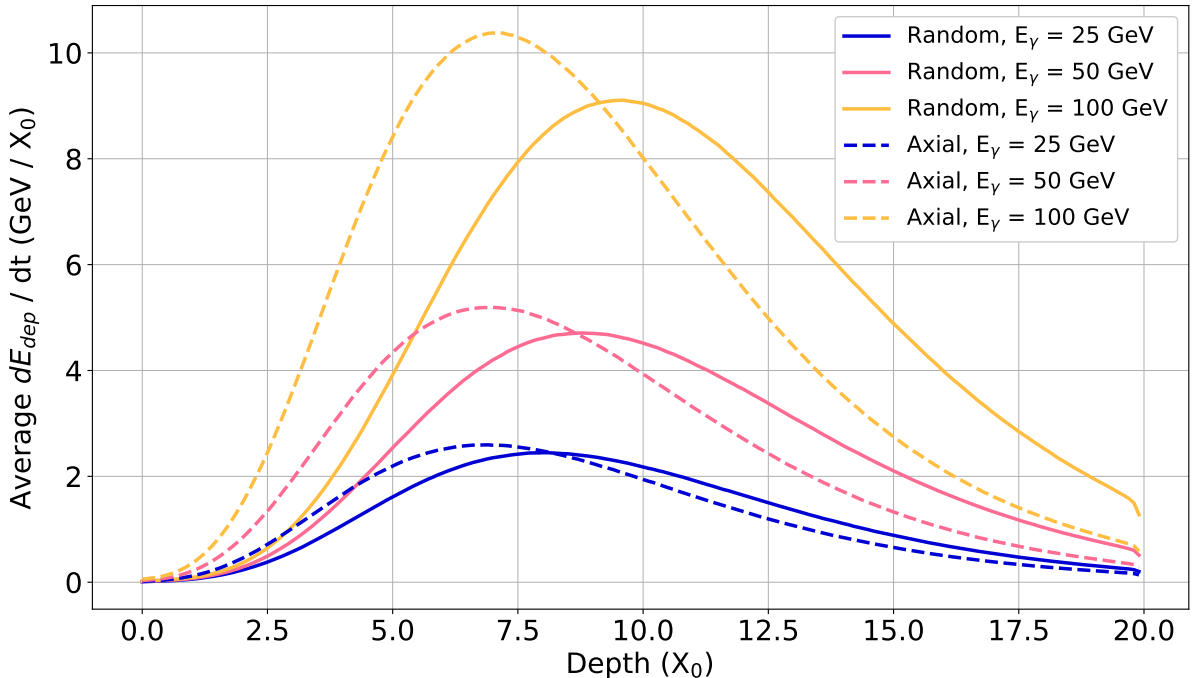


Figure 3: Average energy deposited by high energy photons per unit thickness inside an infinitely thick and large  $\text{PbWO}_4$  crystal aligned along the  $\langle 100 \rangle$  axis. The solid (dashed) lines represent the case of photons incident on a non-aligned (axially aligned) crystal. Each line is the average value over 10,000 simulations. (A color version is available on the online journal)

The above discussion shows that an oriented calorimeter could achieve a significant extension of its energy band-pass and possibly also an improvement of its energy resolution, at no additional cost, especially if the chosen material is easily grown as oriented, as it happens with  $\text{PbWO}_4$  [50]. This is true not only for detectors as thick as the LAT: on the contrary, even greater improvements could be achieved by orienting a smaller detector, such as the AGILE/MCAL [59] ( $1.5 X_0$  thick). In fact, as already shown in [54], the energy deposited by an incident on-axis photon in such a thin detector can increase by a factor of 3, with respect to the off-axis ones (figure 5), while for a Fermi-like calorimeter the increase factor would be only  $\sim 1.5$  (figure 6). The corresponding “effective” increase of the calorimeter thickness for Fermi would be from  $\sim 20\%$  up to  $\sim 40\%$ , for photons up to hundreds of GeV. These results naturally lead to two possible detector designs, in perfect analogy to what was discussed at the end of subsection 3.1:

1. a calorimeter with a thickness comparable to that of Fermi (or AGILE/MCAL), but incorporating crystal orientation, could extend the accessible energy range while improving energy resolution. Furthermore, hadron–photon discrimination would be enhanced, as hadronic showers are unaffected by lattice orientation, thereby amplifying the intrinsic differences between hadronic and electromagnetic cascades [47];
2. a calorimeter thinner than Fermi, yet equally sensitive to on-axis high-energy photons while being less responsive to off-axis particles, could offer significant advantages. The reduced thickness would permit a reduction of the weight to be launched in orbit and/or an increase in the effective area, a crucial improvement for compensating the low fluxes of high-energy  $\gamma$  rays.

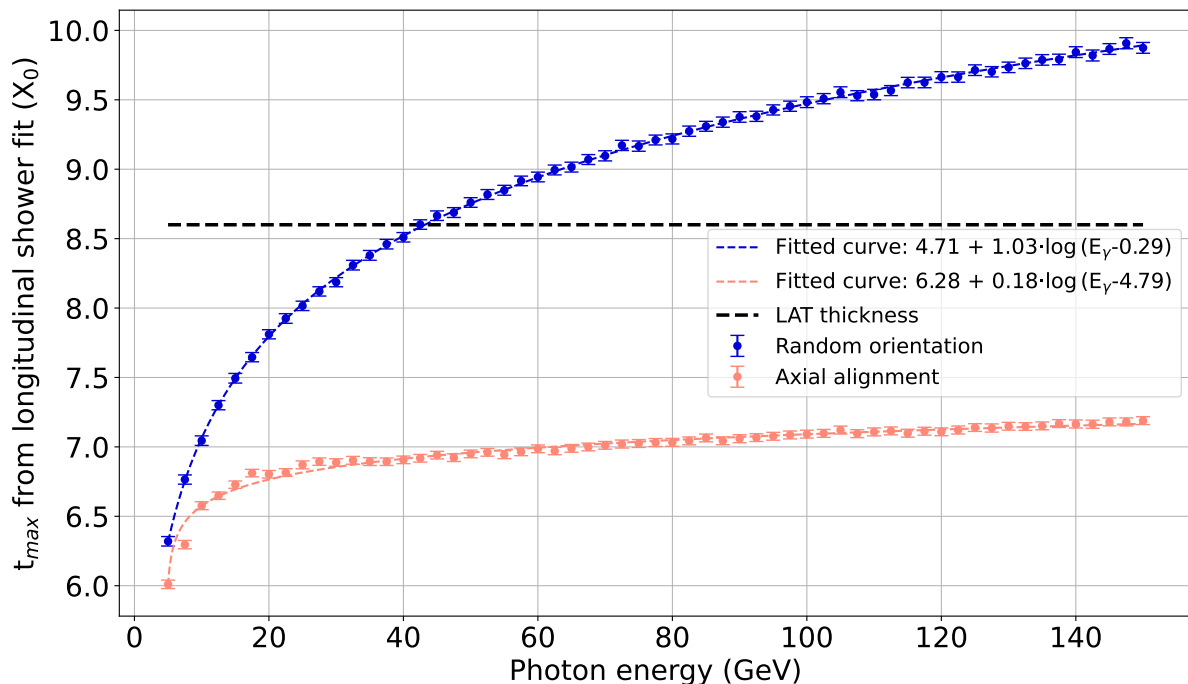


Figure 4: Variation of the longitudinal depth of the maximum energy deposit ( $t_{\max}$ ), as a function of the  $\gamma$ -ray energy. The depths were computed by fitting the shower longitudinal profiles with the standard gamma function defined in [35]:  $dE/dt = c \cdot (t^{a-1}e^{-bt})$ . The depth of the maximum energy deposit is then  $t_{\max} = (a - 1)/b$ . The blue dots (red dots) represent the case of photons incident on the non-aligned (axially aligned) crystal. The logarithmic fit on the  $t_{\max}$  curves were done to show the acceleration of the e.m. shower occurring in an oriented crystal, with respect to an isotropic material. While the logarithmic dependence of the isotropic case is well known [35], the functional form shown for the oriented case is not reported in any previous study. Each point shows the average value over 10,000 simulations. (A color version is available on the online journal)

A small-scale prototype calorimeter composed of oriented  $\text{PbWO}_4$  crystals is currently being developed by the OREO collaboration [15, 45]. Beamtest campaigns at the CERN PS and SPS have already demonstrated the feasibility of inter-aligning the towers inside an oriented calorimeter with the precision required to guarantee the simultaneous alignment of all crystals at the same time. The results of these campaigns will be discussed in a dedicated paper, currently in preparation.

## 4 Is measuring the photon polarization at the GeV scale a dream?

Important information on the mechanisms underlying the high energy photon emission process can be extracted by measuring the  $\gamma$ -ray polarization. In fact, emission processes such as synchrotron, curvature, inverse-Compton, scattering, and magnetic photon splitting can give rise to various degrees of linear polarization [41]. Despite the inherent challenges related to the polarization measurement, in recent years, some instruments have achieved important milestones in hard X-ray and soft  $\gamma$ -ray polarimetry: in a sense, with sensitive missions such as IXPE we entered in the “X-ray polarimetry era”. Soft  $\gamma$ -ray polarimetry at the multi-keV and MeV scale (i.e., in the Compton regime) is also well established [31]. On the other hand,  $\gamma$ -ray polarimetry at the GeV scale (i.e., in the full Pair Production regime) is still a *terra nullius*. In fact, the measurement of the opening angle of an electron-positron pair produced after the conversion of



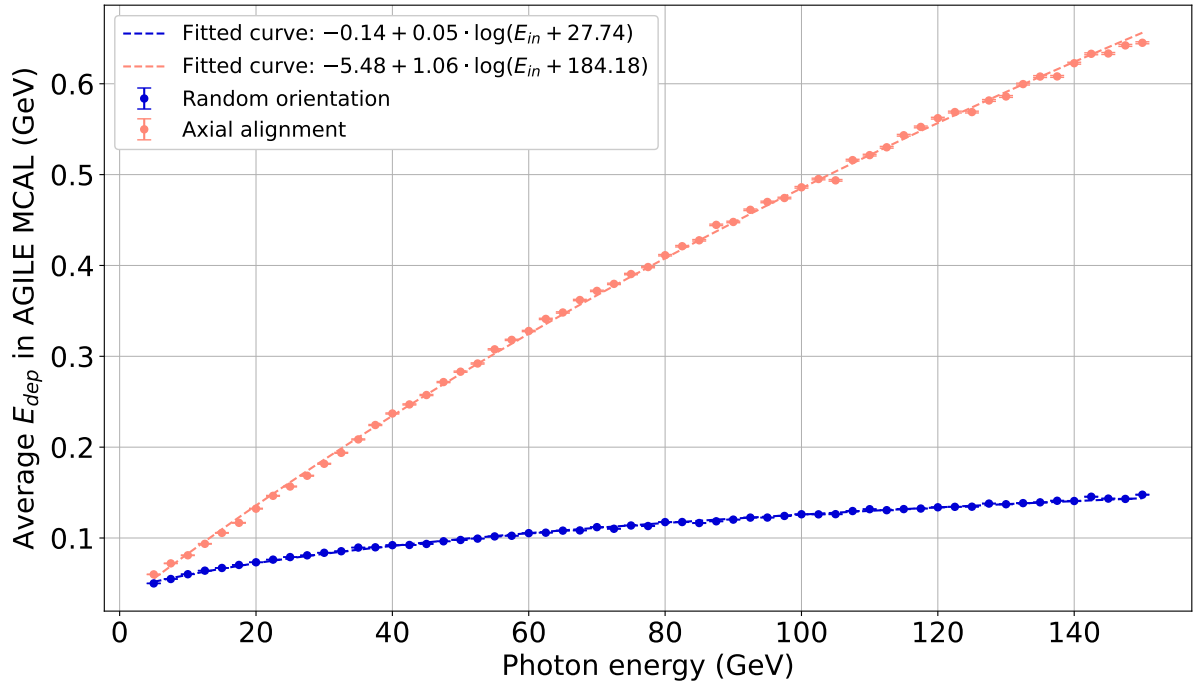


Figure 5: Average energy deposited by high energy photons inside an AGILE/MCAL-like calorimeter ( $1.5 X_0$ , [59]) composed of oriented  $\text{PbWO}_4$  crystals, aligned along the  $\langle 100 \rangle$  axis. The solid (dashed) lines represent the case of photons incident on a non-aligned (axially aligned) crystal. Each point shows the average value over 10,000 simulations. (A color version is available on the online journal)

a high energy photon is essentially prevented by the  $e^\pm$  MCS of the particles in the detector. To overcome this limit, some approaches have been proposed in the past, such as the use of gas Time-Projection Chambers (TPCs) [22], emulsion-based detectors [58] or Fermi-like trackers entirely made of silicon [23]. However, at the time of writing, all these approaches remain limited in terms of energy range and effective area, and none has been developed beyond the level of a small-scale proof-of-concept.

An interesting alternative is offered once again by oriented crystals. As it was first noted by Cabibbo and others in the early 1960s [27], the pair production cross-section for photons moving along an axis or plane of an oriented crystal heavily depends on its linear polarization state (figure 7). This is much different from the standard Bethe-Heitler pair production, where the photon polarization only affects the angular distribution of the outgoing  $e^\pm$  pairs [27]. It is worth noticing that this is a different regime from the Strong Field discussed in the previous sections. Following the seminal proposals by Cabibbo and collaborators [27, 26], an oriented single crystal can serve as an analyzer of high-energy  $\gamma$ -ray linear polarization through the Coherent Pair production (CPP). When the photon formation length becomes comparable to the crystal periodicity, the pair-production amplitude interferes constructively at reciprocal-lattice vectors. The CPP cross section acquires a dependence on the angle between the photon polarization and a selected crystal plane/axis, leading to an azimuthal modulation of the  $e^+e^-$  yield. Operating an analyzer at two orthogonal azimuths ( $\parallel, \perp$ ) one can measure the asymmetry:

$$A \equiv \frac{N_{\parallel} - N_{\perp}}{N_{\parallel} + N_{\perp}} = \mathcal{A}_{\text{eff}}(E_{\gamma}, \theta) P_{\gamma},$$

which gives the photon linear polarization fraction  $P_{\gamma}$  once the analyzing power  $\mathcal{A}_{\text{eff}}$  (computed from the crystal orientation, material and thickness, or obtained by calibration) is known. The

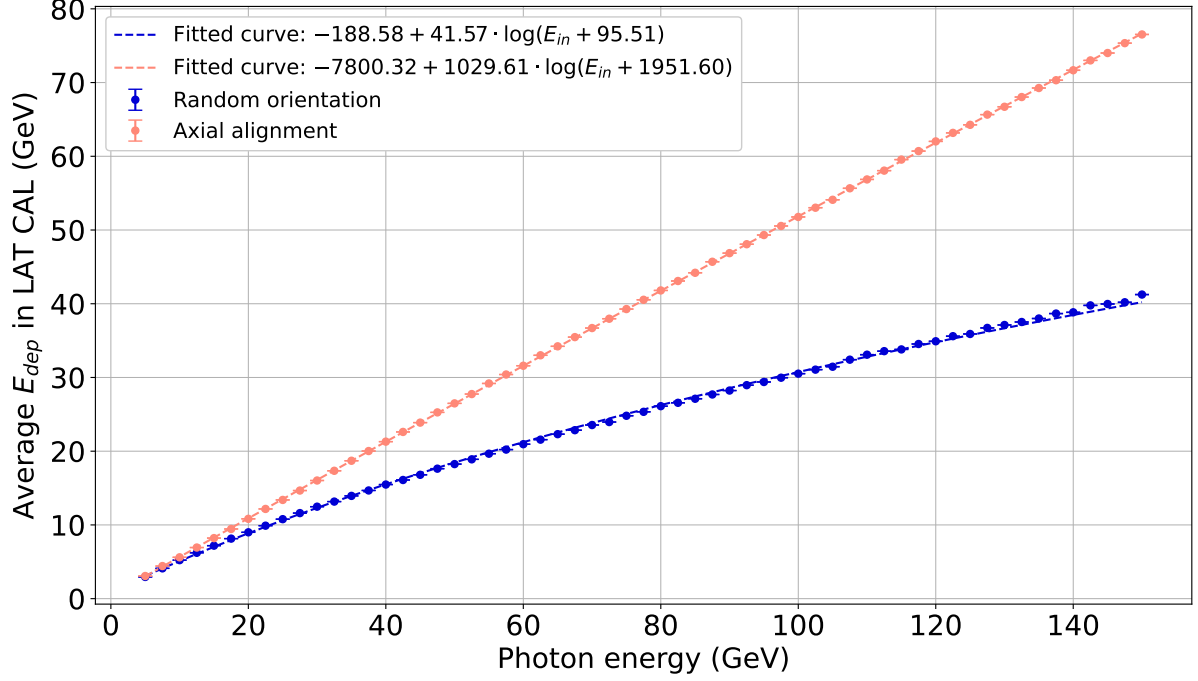


Figure 6: Average energy deposited by high energy photons inside a Fermi-LAT-like calorimeter ( $8.6 X_0$ , [8]) composed of oriented  $PbWO_4$  crystals, aligned along the  $\langle 100 \rangle$  axis. The solid (dashed) lines represent the case of photons incident on a non-aligned (axially aligned) crystal. Each point shows the average value over 10,000 simulations. (A color version is available on the online journal)

enhancement of the pair production cross-section under CPP has a smaller value than the SF one, but a much lower energy threshold and a much wider angular acceptance (with visible enhancements achievable even at  $5^\circ - 10^\circ$  from the crystal axis). The observation by Cabibbo and colleagues was later confirmed by an experimental team located in Frascati with sub-GeV and GeV photons. A further proof was obtained also by the CERN NA59 collaboration, which used thin Ge and diamond crystals both to produce and detect polarized photon beams in the 10 GeV energy band, thus achieving an effective multi-GeV polarimeter [5].

In this sense, a hypothetical polarization-sensitive detector could be made by using an oriented converter made of diamond or copper, materials which provide large analyzing power, followed by multiple silicon tracking detectors. If the converting photon is linearly polarized, the pair production cross-section would depend on the misalignment between the photon polarization direction and the crystallographic planes. Thus, to determine the polarization fraction of any source in the gamma-ray sky, it would be necessary to point at it and measure the average conversion rate at different source-detector angles. This could be achieved either by rotating the instrument spacecraft from time to time, or by deploying two identical light-weight detectors which observe the same source at the same time, with different alignments. The second option would be more expensive, but it would reduce the total exposure time needed for the measurement while accounting for the natural variability of high-energy gamma-ray sources, usually visible on the scale of days or weeks. This type of detector would not necessarily require an oriented tracker and/or calorimeter. Thus, it can be viewed as a completely separate solution with respect to the one discussed in the previous section.

As an example, we calculated the pair production cross-section for 3 GeV fully linearly polarized photons incident on a cooled copper target, with the incidence glancing angle (i.e., the polar angle) close to one of the crystal main axes  $\langle 101 \rangle$  ( $\theta \approx 10$  mrad). In case of a polarization

vector aligned along the (010) crystal plane ( $0^\circ$ ) the cross section has a minimum (figure 7), while in the opposite case (i.e., polarization orthogonal to the plane,  $90^\circ$  incidence) the cross-section has a maximum.

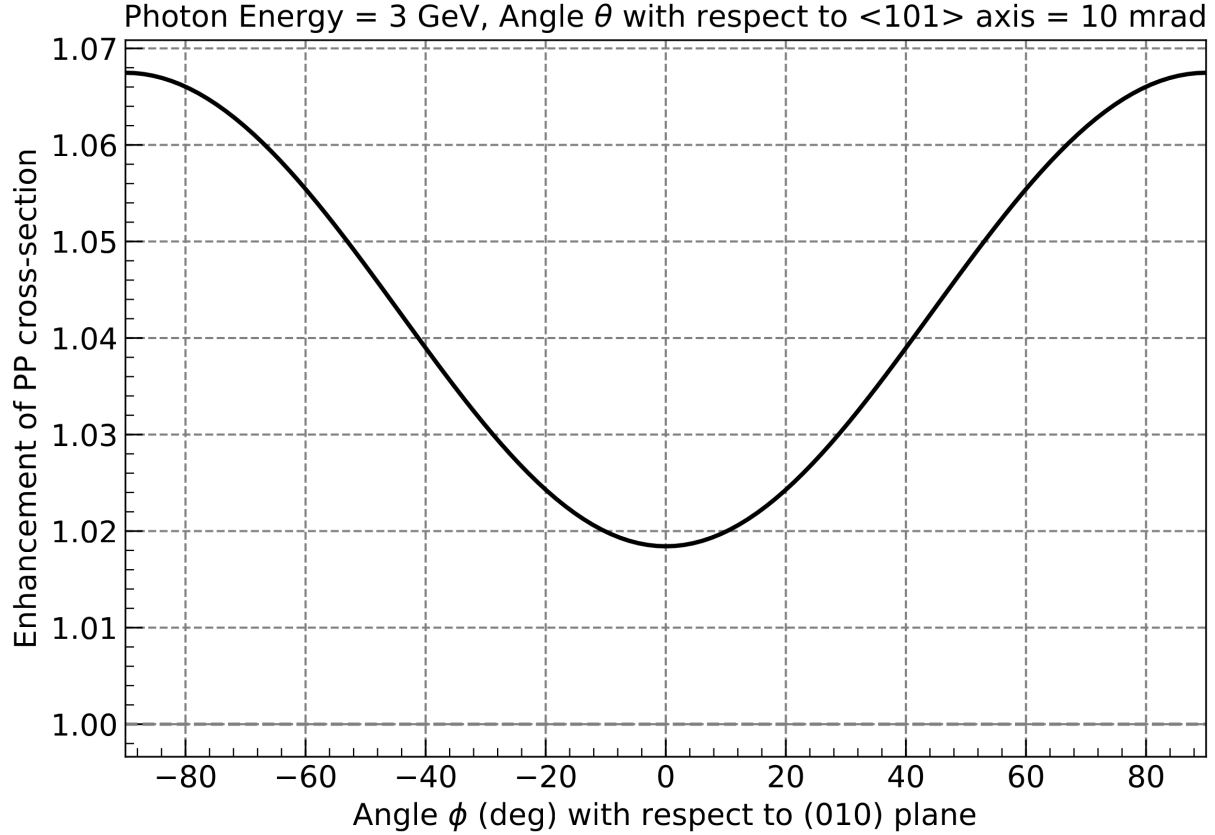


Figure 7: Pair production cross-section enhancement, with respect to the Bethe-Heitler value for an isotropic medium, obtained with a 3 GeV fully linearly polarized  $\gamma$ -ray beam impinging on an oriented cooled copper radiator at an angle about  $\theta = 10$  mrad from the  $\langle 101 \rangle$  main axis.  $\phi$  is the angle of the polarization vector with respect to the (010) plane.

To investigate more quantitatively this idea, we have implemented in the Geant4 version 11.1 toolkit a custom model for the pair production class, where the cross-section depends also on the relative angle between the crystal planes and the incident photon polarization. We have considered a simple setup, where a photon beam with energy uniformly distributed in the 1 – 4 GeV range crosses a  $4 \text{ m}^2$  large copper target foil with a variable thickness. We focused on the energy range where the maximum flux emitted by AGNs and pulsars is expected [10]. The transverse size of the target was chosen to be large, but still reasonably transportable by a modern launch vehicle. After the target, we have positioned a scoring grid, in order to score the number of  $e^\pm$  pairs produced in the foil. We have repeated the simulation, changing each time the relative angle between the crystal plane and the polarization vector, in the  $-90^\circ$  to  $+90^\circ$  interval with a  $15^\circ$  step, in order to reconstruct the full cross-section variation. During the scan, the glancing angle ( $\theta$ ) was fixed to 10 mrad. We have analyzed a total number of events corresponding to the observation for a little less than 6 consecutive months (15.05 Ms) of a source with a Vela pulsar-like source (i.e., PSR J0835-4510), assuming no dead time and no Earth occultation, a 35% polarization fraction and a flux of  $1.33 \cdot 10^{-6}$  photons/( $\text{cm}^2 \text{ s}$ ) in the energy band 1 - 4 GeV. This procedure was repeated for different target thicknesses, until the optimal thickness was found, namely the one which maximized the difference between the number of pairs produced in the normal polarization condition compared to the parallel

polarization case. This difference is quantified by the number of sigma distances of the normal distributions of the counts that occur in the two conditions considered. The optimal target thickness was found to be 4.3 cm ( $3 X_0$ ). As shown in figure 8, we demonstrate that, under these hypotheses, it should be possible to identify the source polarization with a confidence level of  $\sim 3 \sigma$  ( $< 1\%$  false positive probability). Half of the time could be needed, if only a  $90^\circ$  scan is performed, instead of a full  $180^\circ$  one. Moreover, with higher polarization fractions, even smaller observation times could be achieved. It is also worth noting that, the angle  $\theta$  at which the maximum asymmetry between the normal and parallel polarization cross sections is expected, changes with energy, so considering an energy band without changing  $\theta$  is more realistic and conservative than considering monochromatic photons.

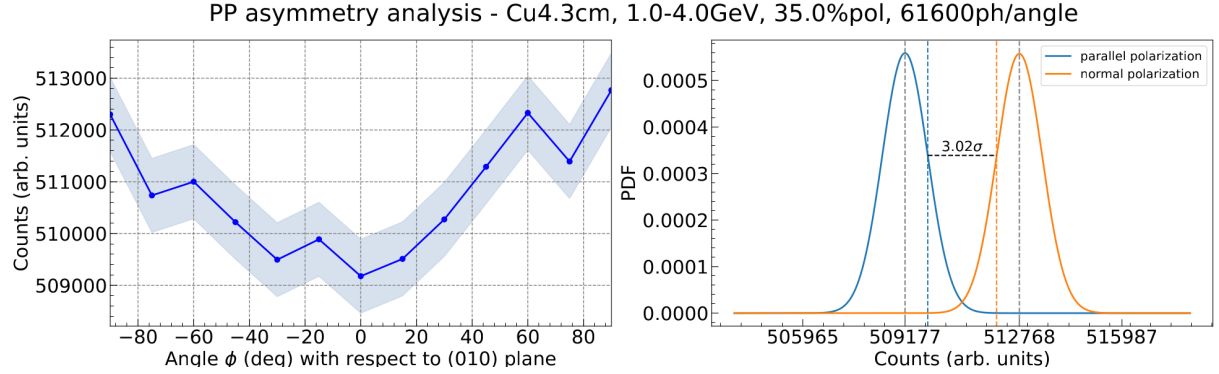


Figure 8: Left: distribution of the number of pairs converting in the copper radiator as a function of the angle between the photon polarization vector and the vector normal to the crystallographic plane of the target. The dashed line represents the average value and the shaded area corresponds to  $1\sigma$  from the mean. Right: asymmetry analysis, which confirms the source polarization factor with a  $3\sigma$  confidence level.

This is already a demonstration that oriented crystals are a novel and viable tool for the measurement of the polarization of a steady  $\gamma$ -ray source. It should be noted that what we have presented are worst-case scenario estimates: the pair production cross-section asymmetry (between different polarization states) is higher if electrons and positrons both carry around half of the photon energy [5]. Thus, by doing a more refined analysis with a more complex (position-sensitive) detector, where only a set of the acquired events is used, it should be possible to significantly lower the exposure necessary to acquire the desired statistics for a single source. Moreover, by further optimizing the detector geometry (e.g., radiator thickness, material, etc.), the data taking strategy (e.g., reducing the number of points in the angular scan) and the mission orbit (e.g., Lagrangian point orbit, where Earth occultation is minimal and Sun exposure is maximum), it should be feasible to achieve even better results. Finally, such a detector would surely achieve a large Field-of-View, due to its small thickness and large effective area: multiple sources could thus be observed at the same time. In this sense, oriented crystals are definitely a viable solution which should be explored in the early future: the technology required to develop such detectors is already available, as it is the one required to maintain the alignment of a satellite detector.

It is worth noting that this technology enables polarization studies well beyond the GeV scale. In the 10–100 GeV range, the asymmetry can be significantly larger; despite the sharp decrease in photon flux, the required statistics is reduced by about an order of magnitude in this high-energy regime [5].

## 5 Conclusions

In this paper we have demonstrated that oriented crystals can be used to tackle the most challenging aspects of satellite-based  $\gamma$ -ray astrophysics, essentially related to improving the angular resolution, the energy band-pass, the energy resolution and the effective area with respect to the layout of the Fermi Large Area Telescope, the instrument used as state-of-art reference for operating gamma-ray space observatories.

Specifically, we have shown that high energy photons would convert much earlier inside a silicon-tungsten tracker composed of oriented W crystals, and they would deposit a much larger fraction of their energy inside a scintillating calorimeter composed of oriented  $\text{PbWO}_4$  bars. Considering the relative ease and cheapness required to grow these oriented crystals, two possible detector design strategies arise naturally:

1. developing a standard  $\gamma$ -ray telescope employing oriented crystals instead of randomly aligned ones: such a detector would preserve its conventional response for off-axis incident particles, while achieving higher sensitivity and improved energy and angular resolution for on-axis photons;
2. developing a thinner detector that performs comparably to a standard  $\gamma$ -ray telescope for on-axis photons, while being less sensitive for off-axis particles. The cost savings could be directed towards reducing the overall mission budget and weight, thus increasing the space mission feasibility and making it easier to rotate the spacecraft fast enough to observe short and intense electromagnetic transients such as GRBs. Payload compactification may also open the possibility to operate the instrumentation using nanosatellite platforms, (e.g., cubesats [61]), largely improving the feasibility, schedule, and maximizing launch opportunities through commercial deployers. Otherwise, it would be possible use the cost savings to maximize the satellite effective area without exceeding the initial budget, thus compensating the reduced sensitivity for off-axis photons and increasing even more the sensitivity for on-axis particles.

Owing to the limited angular acceptance inherent to the Strong Field regime, such an oriented detector would be best optimized for pointing observations, targeted for instance to the Galactic Center or dwarf galaxies, to investigate the GeV gamma-ray excess in the former and search in the latter for a high-energy  $\gamma$ -ray emission profile consistent with a Dark Matter signature.

The use of oriented crystals would also open up the possibility of measuring a  $\gamma$ -ray source polarization fraction at the few-GeV scale, thanks to the dependence of the pair production cross-section on the  $\gamma$ -ray polarization, inside an oriented crystal. We demonstrated the feasibility of measuring a 35% polarization fraction at the  $3\sigma$  confidence level for a Vela-like source observed over the course of a few months. More complex and optimized layout could reduce the minimum detectable polarization fraction and/or the observation time. This will represent a real breakthrough in the field of  $\gamma$ -ray astrophysics, granting the possibility for substantial advances in the understanding of high-energy phenomena. At the present time, no other detection technique allows such a measurement, which would indeed be fundamental to confirm the nature of the Galactic Center  $\gamma$ -ray excess and the emission processes occurring inside astrophysical accelerators such as GRBs or Super-Nova Remnants.

The technology necessary to realize an oriented detector is already being developed, as demonstrated by the recent results obtained by the OREO collaboration, which at the present time is realizing and testing the first calorimeter composed by oriented crystals [15, 45]. The same group has also developed the Geant4 libraries used in this work to simulate numerically the interactions of high energy particles inside oriented crystals [11, 56, 57]. These studies are relevant not only for the future development of a properly oriented astroparticle detector, but also because they advance our general level of understanding of what happens inside  $\gamma$ -ray telescopes. Future steps foresee the development and test of a prototype tracker-calorimeter

system (AGILE/MCAL-like), in order to better evaluate the improvements in energy and angular resolution that could be achieved thanks to the crystals orientation. Other tests fundamental for space-readiness will have to be performed (e.g., thermal, vibration and irradiation tests). Such a prototype detector could also be used as a platform to test the feasibility of measuring the gamma-ray polarization at the GeV scale: it would be enough to replace the tungsten converters with an oriented copper radiator, and expose it to a polarized  $\gamma$ -ray beam produced with the same technique already used by the NA59 experiment at CERN [5].

In conclusion, we believe that a detector composed of oriented crystals and employed in pointing strategy could be the answer to some of the currently open challenges in gamma-ray astronomy and could help overcoming the limitations of direct GeV  $\gamma$ -ray observation, potentially revolutionizing the field in the post-Fermi era.

## Acknowledgments

This work was primarily funded by INFN CSN5 through the OREO and Geant4-INFN projects.

## References

- [1] S. Abdollahi et al. Search for Extended GeV Sources in the Inner Galactic Plane, 2024.
- [2] M. Ackermann et al. The Fermi Large Area Telescope on Orbit: Event Classification, Instrument Response Functions, and Calibrations. *ApJ*, 203(1), 10 2012.
- [3] S. Agostinelli et al. Geant4 – a simulation toolkit. *Nucl. Inst. Methods Phys. Res. A*, 506(3):250–303, 2003.
- [4] J. Allison et al. Recent developments in Geant4. *Nucl. Instrum. Methods Phys. Res. A*, 835:186–225, 2016.
- [5] A. Apyan et al. Coherent bremsstrahlung, coherent pair production, birefringence, and polarimetry in the 20–170 gev energy range using aligned crystals. *Phys. Rev. ST Accel. Beams*, 11:041001, Apr 2008.
- [6] X. Artru et al. Summary of experimental studies, at CERN, on a positron source using crystal effects. *Nucl. Instrum. Methods Phys. Res. B*, 240(3):762–776, 2005.
- [7] W. B. Atwood et al. The Large Area Telescope on the FERMI gamma-ray space telescope mission. *ApJ*, 697(2):1071, 5 2009.
- [8] W.B. Atwood et al. Design and initial tests of the tracker-converter of the gamma-ray large area space telescope. *Astropart. Phys.*, 28(4):422–434, 2007.
- [9] V. N. Baier et al. Electromagnetic processes at high energies in oriented single crystals. World Scientific, 1998.
- [10] J. Ballet et al. Fermi large area telescope fourth source catalog data release 4 (4fgl-dr4), 2024.
- [11] L. Bandiera et al. RADCHARM++: A C++ routine to compute the electromagnetic radiation generated by relativistic charged particles in crystals and complex structures. *Nucl. Instrum. Methods Phys. Res. B*, 355:44–48, 2015.
- [12] L. Bandiera et al. Strong reduction of the effective radiation length in an axially oriented scintillator crystal. *Phys. Rev. Lett.*, 121, 2018.

- [13] L. Bandiera et al. Compact electromagnetic calorimeters based on oriented scintillator crystals. *Nucl. Instr. Methods Phys. Res. A*, 936:124–126, 2019.
- [14] L. Bandiera et al. Crystal-based pair production for a lepton collider positron source. *Eur. Phys. J. C*, 82:699, 2022.
- [15] L. Bandiera et al. A highly-compact and ultra-fast homogeneous electromagnetic calorimeter based on oriented lead tungstate crystals. *Front. Phys.*, 11, 2023.
- [16] R. Bartels et al. Strong Support for the Millisecond Pulsar Origin of the Galactic Center GeV Excess. *Phys. Rev. Lett.*, 116:051102, Feb 2016.
- [17] V. G. Baryshevsky et al. On the influence of crystal structure on the electromagnetic shower development in the lead tungstate crystals. *Nucl. Instrum. Methods Phys. Res. B*, 402:35–39, 2017.
- [18] V. G. Baryshevsky and V. V. Tikhomirov. Pair production in a slowly varying electromagnetic field and the pair production process. *Phys. Lett. A*, 113(6):335–340, 1985.
- [19] V. G. Baryshevsky and V. V. Tikhomirov. Synchrotron-type radiation processes in crystals and polarization phenomena accompanying them. *Sov. Phys. Uspekhi*, 32(11):1013, nov 1989.
- [20] V. A. Baskov et al. Electromagnetic cascades in oriented crystals of garnet and tungstate. *Phys. Lett. B*, 456(1):86–89, 1999.
- [21] A. Belkacem et al. Study of  $e^\pm$  pair creation by 20–150-gev photons incident on a germanium crystal in alignment conditions. *Phys. Rev. Lett.*, 58:1196–1199, Mar 1987.
- [22] D. Bernard. HARPO – A gaseous TPC for high angular resolution  $\gamma$ -ray astronomy and polarimetry from the MeV to the TeV. *Nucl. Instr. Methods Phys. Res. A*, 718:395–399, 2013.
- [23] D. Bernard. MeV–GeV polarimetry with  $\gamma \rightarrow e^+e^-$ : Asserting the performance of silicon strip detectors-based telescopes. *Nucl. Instrum. Methods Phys. Res. A*, 1042:167462, 2022.
- [24] D. Bernard et al. Gamma-ray polarimetry. *Handbook of X-ray and Gamma-ray Astrophysics*, pages 2173–2213, 2024.
- [25] T. Bringmann and C. Weniger. Gamma ray signals from dark matter: Concepts, status and prospects. *Phys. Dark Universe*, 1(1):194–217, 2012.
- [26] N. Cabibbo et al. Circular polarization of high-energy  $\gamma$  rays by birefringence in crystals. *Phys. Rev. Lett.*, 9:435–437, Nov 1962.
- [27] N. Cabibbo et al. New method for producing and analyzing linearly polarized gamma-ray beams. *Phys. Rev. Lett.*, 9:270–272, Sep 1962.
- [28] Eric Charles. Scientific motivations and technical design considerations for future high-energy gamma-ray telescopes in light of lessons learned from the fermi large area telescope. In *Space Telescopes and Instrumentation 2014: Ultraviolet to Gamma Ray*, volume 9144, pages 100–119. SPIE, 2014.
- [29] R. Chehab et al. Experimental study of a crystal positron source. *Phys. Lett. B*, 525(1):41–48, 2002.
- [30] A. De Angelis et al. Gamma-ray astrophysics in the MeV range. *Exp. Astron.*, 51:1225–1254, 2021.

- [31] E. Del Monte et al. *Compton Polarimetry*, pages 1–42. Springer Nature Singapore, Singapore, 2022.
- [32] G. Diambrini-Palazzi. Interazioni di fotoni ed elettroni di alta energia in cristalli. *Nuovo Cim.*, 25(2):88–99, 1962.
- [33] Jack T. Dinsmore and Tracy R. Slatyer. Luminosity functions consistent with a pulsar-dominated Galactic Center excess. *JCAP*, 06(06):025, 2022.
- [34] Kai-Kai Duan et al. PSF calibration of DAMPE for gamma-ray observations. *Astropart. Phys.*, 165:103058, 2025.
- [35] C. W. Fabjan and F. Gianotti. Calorimetry for particle physics. *Rev. Mod. Phys.*, 75, 2003.
- [36] H. Fleischhack. AMEGO-X: MeV gamma-ray Astronomy in the Multi-messenger Era. In *Proceedings of 37th International Cosmic Ray Conference – PoS(ICRC2021)*, volume 395, page 649, 2021.
- [37] S. Funk. Ground- and space-based gamma-ray astronomy. *Annu. Rev. Nucl.*, 65:245–277, 2015.
- [38] Orel Gueta. The Cherenkov Telescope Array: layout, design and performance. In *Proceedings of 37th International Cosmic Ray Conference – PoS(ICRC2021)*, volume 395, page 885, 2021.
- [39] V. Guidi et al. Radiation generated by single and multiple volume reflection of ultrarelativistic electrons and positrons in bent crystals. *Phys. Rev. A*, 86:042903, Oct 2012.
- [40] C. M. Hoffman et al. Gamma-ray astronomy at high energies. *Rev. Mod. Phys.*, 71:897–936, Jul 1999.
- [41] C. Ilie. Gamma-Ray Polarimetry: A New Window for the Nonthermal Universe. *PASP*, 131(1005):111001, sep 2019.
- [42] K. Kirsebom et al. Pair production by 5–150 GeV photons in the strong crystalline fields of germanium, tungsten and iridium. *Nucl. Instrum. Methods Phys. Res. B*, 135(1):143–148, 1998.
- [43] D. Kyratzis et al. Overview of the HERD space mission. *Phys. Scr.*, 97:054010, 2022.
- [44] R. K. Leane and T. R. Slatyer. Revival of the Dark Matter Hypothesis for the Galactic Center Gamma-Ray Excess. *Phys. Rev. Lett.*, 123:241101, Dec 2019.
- [45] L. Malagutti et al. High-precision alignment techniques for realizing an ultracompact electromagnetic calorimeters using oriented high-z scintillator crystals. *Nucl. Instrum. Methods Phys. Res. A*, 1069:169869, 2024.
- [46] S. P. others Moller. CAN A CRYSTALLINE DETECTOR BE USED IN VERY HIGH-ENERGY GAMMA-RAY ASTRONOMY? Technical report, CERN, 11 1989.
- [47] P. Monti-Guarnieri et al. Particle identification capability of a homogeneous calorimeter composed of oriented crystals. *JINST*, 19(10):P10014, oct 2024.
- [48] R. Moore et al. Measurement of pair-production by high energy photons in an aligned tungsten crystal. *Nucl. Instrum. Methods Phys. Res. B*, 119(1):149–155, 1996.
- [49] R. Negrello et al. A novel tool for advanced analysis of Geant4 simulations of charged particles interactions in oriented crystals. *Nucl. Instrum. Methods Phys. Res. A*, 1074:170277, 2025.



- [50] N. Senguttuvan et al. Czochralski growth of lead tungstate single crystals and their characterization. *J. Cryst. Growth*, 183(3):391–397, 1998.
- [51] P. Soffitta. The Imaging X-ray Polarimetry Explorer (IXPE) and New Directions for the Future. *Instruments*, 8(2):25, 2024.
- [52] M. Soldani. Innovative applications of strong crystalline field effects to particle accelerators and detectors. PhD thesis, University of Ferrara, <https://repository.cern/records/qan11-jzm91>, 2023.
- [53] M. Soldani et al. Strong enhancement of electromagnetic shower development induced by high-energy photons in a thick oriented tungsten crystal. *Eur. Phys. J. C*, 83, 2023.
- [54] M. Soldani et al. Strong enhancement of electromagnetic shower development in oriented scintillating crystals and implications for particle detectors. *Eur. Phys. J. C*, 85(1239), 2025.
- [55] A. H. Sørensen and E. Uggerhøj. Channelling and channelling radiation. *Nature*, 325, 1987.
- [56] A. Sytov et al. Simulation code for modeling of coherent effects of radiation generation in oriented crystals. *Phys. Rev. Accel. Beams*, 22:064601, Jun 2019.
- [57] A. Sytov et al. Geant4 simulation model of electromagnetic processes in oriented crystals for accelerator physics. *J. Korean Phys. Soc.*, 83:132–139, 2023.
- [58] S. Takahashi et al. GRAINE project: The first balloon-borne, emulsion gamma-ray telescope experiment. *Progr. Theor. Exp.*, 2015(4):043H01, 04 2015.
- [59] M. Tavani et al. The AGILE Mission. *A&A*, 502(3):995–1013, 2009.
- [60] M. Tavani et al. The AGILE satellite ceased operations and re-entered today into the atmosphere. ATel <https://www.astronomerstelegam.org/?read=16450>, February 2024.
- [61] The CubeSat Program. CubeSat Design Specification (1U – 12U). Technical Report CP-CDS-R14.1, Cal Poly CubeSat Laboratory, 2022. REV 14.1.
- [62] S. Torii. The CALET experiment on ISS. *Nucl. Phys. B*, 166:43–49, 2007.
- [63] Tomonori Totani. 20 GeV halo-like excess of the Galactic diffuse emission and implications for dark matter annihilation. *JCAP*, 2025(11):080, nov 2025.
- [64] U. I. Uggerhøj. The interaction of relativistic particles with strong crystalline fields. *Rev. Mod. Phys.*, 77:1131–1171, Oct 2005.