



SpeakerSleuth: Evaluating Large Audio-Language Models as Judges for Multi-turn Speaker Consistency

Jonggeun Lee¹, Junseong Pyo², Gyuhyeon Seo¹, Yohan Jo^{1†}

¹Graduate School of Data Science, Seoul National University

²Department of Information Systems, Hanyang University

¹{jonggeun.lee, seokh97, yohan.jo}@snu.ac.kr, ²standardstar@hanyang.ac.kr

Abstract

Large Audio-Language Models (LALMs) as judges have emerged as a prominent approach for evaluating speech generation quality, yet their ability to assess speaker consistency across multi-turn conversations remains unexplored. We present **SpeakerSleuth**, a benchmark evaluating whether LALMs can reliably judge speaker consistency in multi-turn dialogues through three tasks reflecting real-world requirements. We construct 1,818 human-verified evaluation instances across four diverse datasets spanning synthetic and real speech, with controlled acoustic difficulty. Evaluating nine widely-used LALMs, we find that models struggle to reliably detect acoustic inconsistencies. For instance, given audio samples of the same speaker’s turns, some models overpredict inconsistency, whereas others are overly lenient. Models further struggle to identify the exact turns that are problematic. When other interlocutors’ turns are provided together, performance degrades dramatically as models prioritize textual coherence over acoustic cues, failing to detect even obvious gender switches for a speaker. On the other hand, models perform substantially better in choosing the audio that best matches the speaker among several acoustic variants, demonstrating inherent acoustic discrimination capabilities. These findings expose a significant bias in LALMs: they tend to prioritize text over acoustics, revealing fundamental modality imbalances that need to be addressed to build reliable audio-language judges.¹

1 Introduction

Recent advances in speech synthesis have enabled systems that produce natural, human-like speech (Du et al., 2024; Zhang et al., 2024b; Défossez

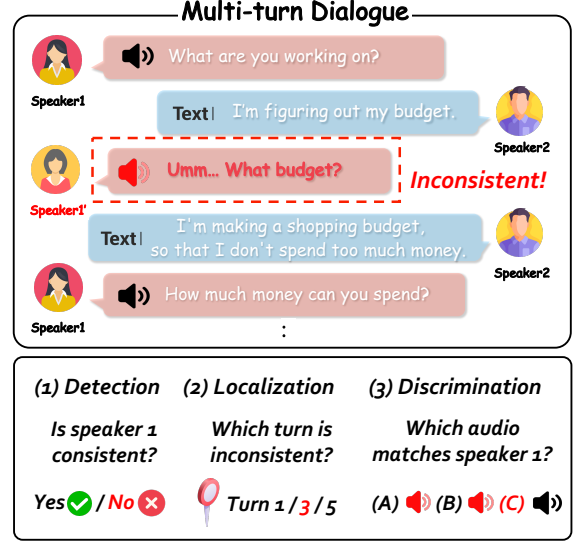


Figure 1: Overview of SpeakerSleuth.

et al., 2024). These technologies enable diverse applications including voice assistants (Apple, 2024), voice-overs in podcast generation (Google, 2024) and movies (Victor Danell, 2025), and conversational agents (OpenAI, 2024). A fundamental requirement for these systems is maintaining consistent speaker identity (Mullennix and Pisoni, 1990), that is, preserving acoustic characteristics such as timbre, pitch, and voice quality across all utterances in a multi-turn conversation. This is particularly important in the speech synthesis of multiple conversation participants, such as voice-overs in movies. However, achieving this consistency across long-form, multi-turn dialogues remains challenging (Xie et al., 2025). Even recent models suffer from speaker confusion (Borsos et al., 2023; Zhang et al., 2024b), timbre drift (Ju et al., 2024), and voice quality variations (Park et al., 2025). These inconsistencies necessitate reliable verification methods to assess speaker consistency in generated speech.

Most approaches (Zhang et al., 2024b; Lee et al.,

[†]Corresponding author.

¹We will release our code and data upon publication.

2025) evaluate speaker consistency by computing acoustic similarity between utterances using embedding models (Desplanques et al., 2020; Chen et al., 2022). However, these methods face fundamental limitations when applied to dialogue evaluation: they operate on pairwise comparisons between two utterances, require manually-set thresholds for binary decisions, and cannot assess consistency holistically across entire conversations.

Recently, Large Audio-Language Models (LALMs) have emerged as potential alternatives for evaluating speech generation quality (Wang et al., 2025a,c). Unlike embedding-based methods that compute pairwise similarities, LALMs can process entire conversations at once, receiving multi-turn dialogues (both text and audio) and directly outputting judgments about speaker consistency.

However, two critical gaps remain: First, no unified benchmark exists to systematically evaluate and compare embedding methods and LALMs for multi-turn speaker consistency assessment. Second, whether LALMs possess the acoustic discrimination capabilities necessary for reliable speaker consistency judgment remains unexplored.

To address these questions, we present **SpeakerSleuth**, a benchmark for evaluating both LALMs and embedding-based methods on speaker consistency in multi-turn dialogues. We design our benchmark around three tasks that mirror real-world application requirements (Figure 1). These tasks are *Detection* (identifying whether dialogues contain inconsistencies), *Localization* (pinpointing which specific turns are problematic), and *Discrimination* (choosing the correct audio of a speaker from multiple acoustic variants). These capabilities are essential for practical speech generation systems. When dialogue speech is generated, systems must first detect any inconsistencies for each speaker, then localize problematic turns for targeted correction, and finally select optimal outputs from regenerated alternatives. We construct our benchmark from four diverse datasets spanning synthetic and real speech across various conversational settings, comprising 1,818 evaluation instances from 152 speakers, all verified through human annotation to ensure quality.

Our evaluation of nine state-of-the-art LALMs and embedding methods reveals critical insights into their capabilities. We find that models struggle to reliably detect acoustic inconsistencies due to unstable internal thresholds. This leads to inconsistent decisions where some models are too strict

while others are too lenient. Moreover, their detection decisions rely on holistic impressions rather than fine-grained acoustic analysis, as evidenced by their inability to localize specific problematic turns even when detecting overall inconsistency. When other interlocutors’ turns are available as dialogue context, LALMs overwhelmingly tend to prioritize textual coherence over acoustic features. They fail to detect even obvious inconsistencies like gender switches for a speaker within coherent dialogue. In contrast, embedding methods achieve stronger detection performance, although they exhibit consistent model-specific biases.

Our contributions are summarized as follows:

- We present SpeakerSleuth, the first benchmark for multi-turn speaker consistency evaluation with 1,818 human-verified instances.
- We comprehensively evaluate nine LALMs and embedding methods, revealing that models struggle with detection and localization.
- We identify modality imbalances where LALMs prioritize textual context over their acoustic discrimination capabilities, providing insights for building reliable audio-language judges.

2 Related Works

2.1 Speech Synthesis

Speech synthesis has evolved from early end-to-end systems (Wang et al., 2017), to sophisticated controllable generation approaches. Speaker cloning methods (Li et al., 2025; Wang et al., 2023) enabled generating speech in a target speaker’s voice from reference audio, but lacked intuitive control mechanisms. Recent text instruction-guided models (Guo et al., 2023; Du et al., 2024) allow natural language control, significantly improving usability for multi-speaker dialogue generation (Zhang et al., 2024b, 2025; Lee et al., 2025).

However, maintaining consistent speaker identity across long-form, multi-turn dialogues remains challenging (Xie et al., 2025). Models exhibit speaker confusion (Borsos et al., 2023; Zhang et al., 2024b), timbre drift (Ju et al., 2024), and voice quality variations (Park et al., 2025), particularly in zero-shot settings where limited reference audio must generalize to extended conversations. These challenges necessitate robust evaluation methods that can reliably assess both speech quality and speaker consistency across multi-turn dialogues.

2.2 Speech Quality Evaluation

Speech quality evaluation systematically assesses speech across dimensions such as naturalness and intelligibility (Loizou, 2011). Traditional approaches rely on objective metrics such as Mel-Cepstral Distortion (MCD) (Kubichek, 1993) and PESQ (Rix et al., 2001), or subjective human assessment through Mean Opinion Score (MOS) (Ribeiro et al., 2011). While neural approaches have enabled automated MOS prediction (Saeki et al., 2022), they typically focus on single quality dimensions. More recently, the LALM-as-a-Judge paradigm (Wang et al., 2025a,c; Chen et al., 2025; Wang et al., 2025d) has emerged, leveraging LALMs trained on joint audio-text data for multi-dimensional quality analysis with natural language reasoning. This enables LALMs to potentially integrate acoustic features with conversational context, making them promising candidates for evaluating speaker consistency in dialogue settings.

2.3 Speaker Consistency Evaluation

Beyond assessing individual utterance quality, speaker consistency evaluation measures whether a speaker’s identity remains stable across multiple utterances in a dialogue. Existing approaches include embedding-based methods (Snyder et al., 2017; Khoma et al., 2023) using speaker verification models (Desplanques et al., 2020; Chen et al., 2022) to compute similarity scores across dialogue turns (Zhang et al., 2024b, 2025; Ju et al., 2025; Lee et al., 2025), and human evaluation (Zhang et al., 2024b) which incurs high costs. Given the recent success of LALMs in speech quality evaluation, a natural question arises: can they reliably assess speaker consistency? Their acoustic perception capabilities for this task remain unexplored.

3 Task Formulation

To thoroughly evaluate whether LALMs can reliably distinguish speakers based on acoustic features, we propose an evaluation framework. Rather than relying on a single metric, we decompose speaker consistency into three capabilities: *Detection* (identifying whether all turns are consistent), *Localization* (pinpointing which turn is inconsistent), and *Discrimination* (identifying the original speaker among acoustically modified alternatives).

Formally, we define a multi-turn dialogue as $\mathcal{D} = \{(t_1, a_1), (t_2, a_2), \dots, (t_N, a_N)\}$, where t_i represents the transcript and a_i denotes the audio

waveform of the i -th turn. Let $I \subset \{1, \dots, N\}$ denote the indices of turns belonging to a specific target speaker S . We denote the audio turns of the target speaker as $\mathcal{A}_S = \{a_i\}_{i \in I}$.

3.1 Task 1: Detection

In TTS and voice cloning applications, ensuring speaker consistency across generated outputs is critical for quality control. The most fundamental requirement is to detect whether all turns belong to the same speaker. This requires *absolute judgment capability*, where the model must rely on its internal threshold to determine consistency.

We formulate this as a binary classification problem. Given \mathcal{A}_S , the model predicts:

$$\hat{y} \in \{\text{Consistent}, \text{Inconsistent}\} \quad (1)$$

where the ground truth y is Consistent only if all audio in \mathcal{A}_S maintains the identity of speaker S .

Success on this task demonstrates that the model possesses an appropriate internal threshold to reliably judge speaker identity based on acoustic features. The detailed prompt used for this task is provided in Appendix E.1.

3.2 Task 2: Localization

When speaker inconsistencies are detected in multi-turn dialogues, identifying the exact problematic segment is essential for efficient correction and regeneration. Merely detecting an anomaly is insufficient; a robust judge must pinpoint where the inconsistency occurs to enable targeted fixes.

Given \mathcal{A}_S , the model must identify which turn, if any, disrupts speaker identity. The model predicts:

$$\hat{k} \in I \cup \{\text{None}\} \quad (2)$$

where $\hat{k} = \text{None}$ indicates that all audio turns in \mathcal{A}_S are consistent.

Success on this task demonstrates that the model can distinguish acoustic speaker characteristics at a fine-grained level, rather than relying on dialogue-level patterns. The detailed prompt used for this task is provided in Appendix E.2.

3.3 Task 3: Discrimination

When an inconsistent turn is identified (Task 2), TTS systems typically regenerate multiple candidate outputs and must select the one that best matches the target speaker. This requires *relative judgment capability*, the ability to compare and rank audio samples by their acoustic similarity to

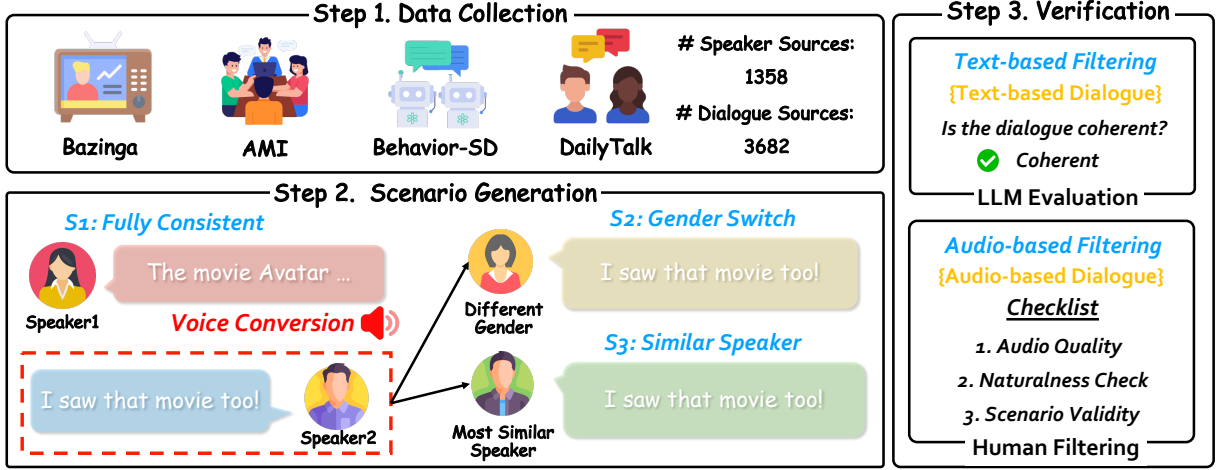


Figure 2: SpeakerSleuth Construction Pipeline.

a reference speaker, rather than making absolute binary decisions.

Given \mathcal{A}_S where a target turn is masked, the model is presented with a set of three audio candidates $\mathcal{C} = \{c_1, c_2, c_3\}$ to fill the masked position. These candidates represent varying levels of acoustic similarity to the original speaker. The order of candidates is randomized to avoid positional bias (Pezeshkpour and Hruschka, 2024). The model predicts:

$$\hat{c} \in \mathcal{C} \quad (3)$$

where \hat{c} is the selected audio that the model believes best matches the target speaker.

Success on this task indicates that the model can discriminate speakers acoustically. The detailed prompt used for this task is provided in Appendix E.3.

3.4 Distinction from Traditional Speaker Recognition

It is important to note that our tasks differ fundamentally from traditional speaker recognition (Furui, 1996; Gish and Schmidt, 1994), which consists of two main tasks: Speaker Identification determines *who is speaking* from known speakers, while Speaker Diarization segments continuous audio streams to determine *who spoke when*. In contrast, we evaluate *speaker consistency*: given turns that are assumed or claimed to belong to the same speaker, we assess whether the model can verify that they actually maintain acoustic coherence.

4 SpeakerSleuth

To systematically evaluate the capabilities defined in Section 3, we introduce SpeakerSleuth, a bench-

mark comprised of multi-turn dialogues with rigorous acoustic and contextual controls. Figure 2 illustrates our benchmark construction pipeline.

4.1 Step 1. Data Collection

We collect dialogues with audio and transcripts from four datasets to ensure diversity in conversational domains and styles (Figure 2-1):

Bazinga (Lerner et al., 2022): Contains multi-party dialogues from TV shows and movies (e.g., *Friends*, *Harry Potter*), testing the model’s ability to track speakers in dynamic, scripted interactions.

AMI (Carletta et al., 2005): Consists of spontaneous business meetings, assessing performance in formal, overlapping, and noisy environments.

Behavior-SD (Lee et al., 2025): Provides synthesized dialogues with controlled speech behaviors (e.g., fillers, backchannels), enabling evaluation on clean, generated speech.

DailyTalk (Lee et al., 2023): Captures high-quality everyday conversations, serving as a baseline for casual social interaction.

From these sources, we construct an initial pool of 3,682 dialogues spanning 1,358 unique speakers for sampling.

4.2 Step 2. Scenario Generation

Dialogue Extraction. From the collected pool, we select dialogues and extract segments where a target speaker appears multiple times across the conversation, with constraints on both the number of target speaker turns and total segment length. We also sample a reference audio of the target speaker from outside these segments.

Table 1: Statistics of SpeakerSleuth.

Dataset	Instances	Speakers	Avg Turns [†]	Total Duration
Bazinga	636	109	9.9 ± 1.7	3.7 hrs
AMI	138	34	7.9 ± 3.4	0.9 hrs
Behavior-SD	477	52	7.9 ± 1.2	3.0 hrs
DailyTalk	567	2	9.0 ± 0.0	2.6 hrs
Total	1,818	152	8.9 ± 1.7	10.2 hrs

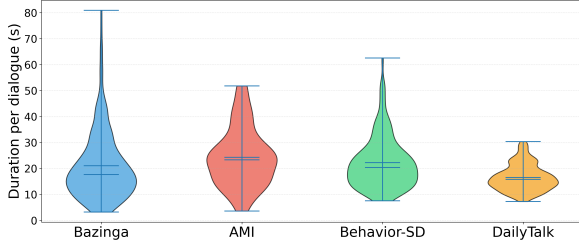
[†]Target speaker: 5 audio turns; other speakers: text.


Figure 3: Distribution of per-sample audio duration across datasets.

Scenario Construction. As illustrated in Figure 2-2, we create three scenarios per dialogue to systematically test acoustic discrimination capabilities: Original conversations serve as positive samples (**S1: Fully Consistent**), establishing baseline performance when acoustic and textual cues are naturally aligned. To create inconsistent scenarios, we randomly select one turn and apply voice conversion using FreeVC (Li et al., 2023), which transforms acoustic timbre while preserving linguistic and prosodic content. For **S2 (Gender Switch)**, we convert the turn to an opposite-gender voice sampled from the pool, creating relatively clear acoustic deviations. For **S3 (Similar Speaker)**, we convert it to an acoustically similar speaker, selected by computing ECAPA-TDNN (Desplanques et al., 2020) embeddings and choosing the highest cosine similarity (excluding the target speaker). This requires fine-grained discrimination of subtle timbre differences. By using identical dialogue content across all scenarios, we isolate acoustic discrimination from confounding factors. Implementation details are in Appendix A.2.

4.3 Step 3. Verification

As illustrated in Figure 2-3, we validate dialogue segments through automated coherence filtering and manual quality assessment.

Since our dialogue segments are extracted from longer conversations, we must ensure that isolated segments maintain natural conversational flow. Following Zhang et al. (2024a), we use

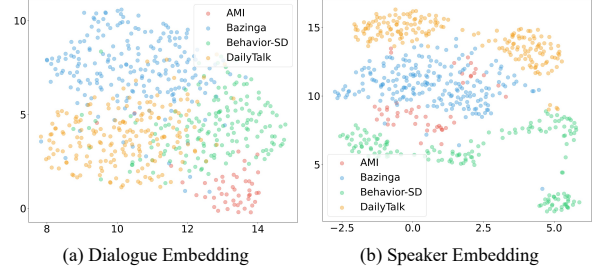


Figure 4: Visualization of the embeddings of dialogue and speaker.

Qwen3-32B (Yang et al., 2025) to automatically filter segments lacking coherent dialogue structure. Expert annotators verify audio quality (clarity, absence of artifacts or noise) and, for voice-converted audio turns, the naturalness of the converted speech. We also confirm that each scenario exhibits the intended acoustic characteristics: S1 maintains consistent speaker identity, S2 shows clear gender distinction, and S3 contains distinguishable speakers. Only data instances meeting all criteria are retained. Details are provided in Appendix A.3.

4.4 Benchmark Composition

Our final benchmark contains 606 unique dialogues, each contributing three scenarios, yielding 1,818 total evaluation instances. The benchmark comprises 10.2 hours of audio from 152 speakers across the four source datasets. Table 1 summarizes the dataset statistics, and Figure 3 shows the distribution of sample durations. By holding dialogue content constant across scenarios, performance differences between S1, S2, and S3 directly reflect the model’s ability to detect varying degrees of acoustic deviation. Visualization of speaker and dialogue embeddings (McInnes et al., 2018) confirms substantial diversity in both acoustic characteristics and dialogue content (Figure 4).

5 Experimental Setup

5.1 Evaluation Protocol

Our primary evaluation uses audio-only input with reference audio to directly assess acoustic discrimination capabilities. For each task, LALMs receive at least a 3-second reference sample (Wang et al., 2023) of the target speaker to judge speaker consistency across the dialogue. This setting reflects realistic text-to-speech (TTS) scenarios, where TTS systems commonly provide target speaker samples to guide generation (Li et al., 2025; Wang et al.,

Table 2: Detection (Acc % \uparrow), Localization (F1 % \uparrow), and Discrimination (Acc % \uparrow) results. Detection and Localization show performance across three scenarios (S1, S2, S3), while Discrimination shows performance across four datasets (Bazinga, AMI, Behavior-SD, DailyTalk). **Bold** indicates the highest value per column.

Model / Method	Detection (Acc \uparrow)			Localization (F1 \uparrow)			Discrimination (Acc \uparrow)			
	S1	S2	S3	S1	S2	S3	Baz	AMI	B-SD	Daily
<i>Large Audio-Language Models</i>										
GPT-4o-audio	72.9	32.8	29.5	71.5	15.0	11.1	84.4	89.1	81.8	75.1
Gemini2.5-Flash-Lite	40.8	70.3	69.3	0.3	36.4	35.4	65.1	65.2	70.4	72.0
Qwen2.5-Omni-3B	54.5	49.3	47.8	21.8	23.3	23.5	46.2	45.7	35.9	45.5
Qwen2.5-Omni-7B	32.0	72.3	69.8	38.0	22.6	21.0	65.1	67.4	62.3	62.4
Qwen3-Omni-30B-A3B	88.1	29.9	14.0	0.2	47.7	36.0	72.2	43.5	42.8	37.0
MiniCPM-o-2.6	85.3	0.7	0.0	66.9	35.4	17.2	48.6	30.4	36.5	46.0
Gemma-3n-E4B	51.2	50.6	48.4	0.0	32.0	32.0	36.3	37.0	35.9	39.2
Phi-4-multimodal	78.8	24.9	24.3	99.7	0.1	0.1	32.1	32.6	37.1	38.1
Omnivinci	81.6	46.1	20.9	48.3	23.6	15.2	50.9	58.7	42.8	40.7
<i>Speaker Embedding Methods</i>										
Pairwise (ECAPA-TDNN)	36.0	88.4	86.3	36.0	46.5	43.5	97.8	99.0	100.0	100.0
Pairwise (WavLM)	91.8	38.4	37.7	91.8	31.8	31.3	96.7	95.5	79.9	100.0
Centroid (ECAPA-TDNN)	47.3	75.7	73.7	47.3	46.3	43.3	97.8	99.0	100.0	100.0
Centroid (WavLM)	87.5	38.2	37.7	87.5	31.6	31.0	96.7	95.5	79.9	100.0
Reference (ECAPA-TDNN)	8.5	95.5	94.5	8.5	39.0	34.6	97.8	92.0	99.4	0.0
Reference (WavLM)	79.3	32.2	32.6	79.5	16.9	17.1	100.0	94.3	73.0	27.0

2023)). It also enables fair comparison between LALMs and embedding-based methods, as the latter operate on audio-only input and require reference samples.

5.2 Models

5.2.1 LALM Judges

We assess nine state-of-the-art LALMs: GPT-4o-audio (OpenAI, 2024), Gemini2.5-Flash-Lite (Basu Mallick et al., 2025), Qwen2.5-Omni (3B, 7B) (Xu et al., 2025a), Qwen3-Omni-30B-A3B (Xu et al., 2025b), MiniCPM-o-2.6 (OpenBMB, 2025), Gemma-3n-E4B (Team et al., 2025), Phi-4-multimodal (Microsoft et al., 2025), and Omnivinci (Ye et al., 2025). These models vary in architecture and scale, enabling analysis of how model capacity affects consistency evaluation.

5.2.2 Speaker Embedding Methods

We evaluate three speaker embedding methods using ECAPA-TDNN (Desplanques et al., 2020) and WavLM (Chen et al., 2022). All methods classify turns as inconsistent when their similarity metric falls below a threshold τ , flag all such turns for localization, and select the highest-similarity candidate for discrimination. **Pairwise Similarity** computes average pairwise cosine similarity between all embedding pairs ($\tau_{\text{pair}} = 0.4$). **Centroid Distance** measures distance from each embedding to the centroid of context embeddings ($\tau_{\text{cent}} = 0.3$). **Reference Comparison** computes similarity be-

tween each embedding and a separate reference speaker audio ($\tau_{\text{ref}} = 0.4$). Thresholds are set based on preliminary validation. Detailed algorithms and threshold sensitivity analysis are in Appendix B.1.

5.2.3 Evaluation Metrics

We report accuracy scores for Detection and Discrimination, and F1-scores for Localization as primary metrics. Detailed metric computation methods are provided in Appendix B.3, along with additional metrics (Precision, Recall, Exact-Match).

6 Main Results

6.1 Detection and Localization Performance

Table 2 presents detection and localization performance. We evaluate whether models possess stable internal thresholds (Detection) and fine-grained acoustic perception (Localization).

LALMs. LALMs exhibit two critical limitations. First, they lack balanced internal thresholds. Models such as MiniCPM-o impartially accept consistent speakers at high rates (S1 at 85.3%) while catastrophically failing to detect speaker changes (S2/S3 at 0.7%/0.0%). In contrast, models such as Gemini-2.5-Flash overly reject consistent speakers (S1 at 40.8%) despite reasonable change detection (S2/S3 around 70%). This instability results in poor overall detection accuracy, with the best model (Gemini-2.5-Flash) achieving only 60.1%

Table 3: **Impact of Textual Context.** Comparison showing the performance change when adding textual context (+C) compared to the baseline audio-only condition (Audio). $\Delta = +C - \text{Audio}$.

Model	Scenario 1 (S1)			Scenario 2 (S2)			Scenario 3 (S3)		
	Audio	+C	Δ	Audio	+C	Δ	Audio	+C	Δ
GPT-4o-audio	72.9	93.4	+20.5	32.8	6.3	-26.5	29.5	5.0	-24.6
Gemini2.5-Flash-lite	40.8	93.4	+52.6	70.3	3.3	-67.0	69.3	3.3	-66.0
Qwen2.5-Omni-3B	54.5	85.3	+30.8	49.3	15.8	-33.5	47.8	12.7	-35.1
Qwen2.5-Omni-7B	32.0	59.8	+27.8	72.3	41.7	-30.6	69.8	42.5	-27.3
Qwen3-Omni-30B-A3B	88.1	93.1	+5.0	29.9	8.6	-21.3	14.0	6.9	-7.1
MiniCPM-o-2.6	85.3	85.7	+0.4	0.7	0.0	-0.7	0.0	0.0	0.0
Gemma-3n-E4B	51.2	93.9	+42.7	50.6	5.8	-44.8	48.4	5.8	-42.6
Phi-4-multimodal	78.8	61.5	-17.3	24.9	39.2	+14.3	24.3	38.2	+13.9
Omnivinci	81.6	98.7	+17.1	46.1	2.3	-43.8	20.9	1.5	-19.4

Table 4: **Impact of Reference Audio.** Comparison showing the performance change when removing the reference audio (w/o Ref) compared to the baseline with reference audio (w/ Ref). $\Delta = \text{w/o Ref} - \text{w/ Ref}$.

Model	Scenario 1 (S1)			Scenario 2 (S2)			Scenario 3 (S3)		
	w/ Ref	w/o Ref	Δ	w/ Ref	w/o Ref	Δ	w/ Ref	w/o Ref	Δ
GPT-4o-audio	72.9	80.5	+7.6	32.8	16.2	-16.6	29.5	13.9	-15.6
Gemini2.5-Flash-lite	40.8	92.6	+51.8	70.3	13.9	-56.4	69.3	12.5	-56.8
Qwen2.5-Omni-3B	54.5	92.7	+38.2	49.3	10.6	-38.7	47.8	9.0	-38.3
Qwen2.5-Omni-7B	32.0	98.5	+66.5	72.3	2.8	-69.5	69.8	2.0	-67.8
Qwen3-Omni-30B-A3B	88.1	99.8	+11.7	29.9	11.7	-18.2	14.0	1.2	-12.8
MiniCPM-o-2.6	85.3	86.5	+1.2	0.7	3.1	+2.4	0.0	0.3	+0.3
Gemma-3n-E4B	51.2	36.4	-14.8	50.6	66.9	+16.3	48.4	65.6	+17.2
Phi-4-multimodal	78.8	92.5	+13.7	24.9	8.1	-16.8	24.3	7.3	-17.0
Omnivinci	81.6	88.1	+6.5	46.1	61.5	+15.4	20.9	16.3	-4.6

and most models scoring below 50%.

Second, localization results reveal that models cannot identify which specific turn contains speaker inconsistency, even when they detect that inconsistency exists in the given audio turns. F1-scores on S2/S3 fall below 25%, only slightly above random selection among the five candidate turns. This indicates that models form impressions based on the overall dialogue rather than performing turn-by-turn acoustic analysis. In other words, they can sense that something is inconsistent across the conversation but cannot pinpoint the exact moment where speaker identity shifts. This directly contradicts the localization task requirement to ground judgments in specific acoustic evidence at the turn level. The modest performance gap between S2 (gender switch) and S3 (similar speaker) further confirms that models cannot fully exploit even coarse-grained acoustic cues.

Speaker Embedding Methods. For the Detection task, speaker embedding methods achieve stronger performance with ECAPA-TDNN Pairwise at 70.2%, but exhibit systematic biases. ECAPA-TDNN-based methods achieve high accuracy in detecting changes (S2/S3 at 73-95%) but in-

correctly reject consistent speakers at high rates (S1 at 8-47%), indicating high sensitivity and conservative thresholds. Conversely, WavLM-based methods show high acceptance of consistent speakers (S1 at 79-92%) but poor change detection (S2/S3 at 32-38%), reflecting lower sensitivity to speaker-specific variations.

Despite their substantially higher performance than LALMs on the Detection task, their performance on the Localization task is surprisingly similar. This indicates that their high detection accuracy may be due to chance and based on incorrect evidence; specifically, inconsistency is being determined based on consistent audio turns.

6.2 Discrimination Performance

LALMs. Table 2 presents discrimination results, where models perform relative judgment by comparing three audio candidates. Compared to detection performance, discrimination performance improves substantially, with GPT-4o achieving 82.6% accuracy and several models exceeding 60%. This dissociation validates our task design. GPT-4o achieves only 45.1% in detection but 82.6% in discrimination, indicating the model can perceive acoustic differences when directly comparing

candidates but lacks stable internal thresholds for making reliable binary judgments without such direct comparisons. Performance remains consistent across domains, with dataset averages ranging from 50-56%, confirming our benchmark does not favor specific conversational settings.

Speaker Embedding Methods. Speaker embedding methods achieve near-perfect discrimination performance (93-99% average), with ECAPA-TDNN reaching 99-100% on most datasets. This exceptional performance is expected, as discrimination requires acoustic similarity computation, which is the core function for which embeddings are designed. However, performance varies across datasets, particularly for WavLM-based methods (ranging from 73-100%). The stark contrast between embeddings (93-99%) and LALMs (52%) highlights that specialized acoustic representations remain superior for relative comparison tasks.

7 Further Analyses of LALMs

7.1 Impact of Textual Context

Our main results evaluate models using only the target speaker’s audio turns. However, unlike embedding-based methods, LALMs have the potential to leverage additional signals from the dialogue context to identify speaker inconsistencies more accurately. To verify this, we conduct an additional analysis where the full dialogue is provided to LALM judges, with non-target interlocutor turns provided in text form while the target speaker’s turns are provided as audio.

Table 3 shows that adding textual context creates a striking asymmetry. S1 performance improves dramatically (most models >90%) while S2/S3 collapse (most <10%). Models prioritize textual coherence over acoustic features. When dialogue text flows naturally, they judge speakers as consistent regardless of acoustic evidence, failing to detect even obvious inconsistencies like gender switches. This behavior aligns with recent findings on attention imbalance in LALMs (Wang et al., 2025b), which demonstrate that LALMs allocate more attention to text tokens than audio tokens. Our results provide empirical evidence of this phenomenon’s practical impact. When textual context is present, models essentially default to text-based reasoning. Localization results exhibit the same pattern (see Appendix D.1).

These findings reveal that improving LALMs as speaker consistency judges requires not just bet-

ter acoustic representations, but mechanisms to balance attention allocation during multi-modal fusion. Developing methods to better leverage dialogue context while maintaining acoustic sensitivity would be a promising future direction.

7.2 Impact of Reference Audio

In our main evaluation, we provide models with a single reference audio sample from the target speaker to establish a comparison baseline. We investigate what happens when this reference is absent, requiring models to judge consistency solely from the dialogue turns themselves.

Table 4 shows that removing reference audio causes models to default to *Consistent* judgments: S1 accuracy rises to up to 99% while S2 and S3 drops below 15%. Without an explicit comparison anchor, models adopt extremely lenient thresholds that accept nearly all inputs as consistent, failing to detect even gender switches. Localization results exhibit the same pattern (see Appendix D.2).

This reveals that current LALMs cannot establish appropriate decision boundaries without explicit references. Rather than developing robust internal speaker representations from dialogue context alone, models rely heavily on explicit reference audio to anchor their judgments. This pattern connects to our earlier finding from the discrimination task (Table 2), where models achieved substantially better performance through relative judgment.

These findings have important practical implications: in real-world applications such as TTS validation, providing reference audio is essential for reliable speaker consistency judgment.

8 Conclusion

We present SpeakerSleuth, a benchmark for evaluating whether LALMs can reliably judge speaker consistency in multi-turn dialogues. We design our benchmark around three tasks that mirror real-world application requirements: Detection, Localization, and Discrimination. Our benchmark comprises 1,818 human-verified instances across four diverse datasets. Our evaluation reveals fundamental limitations: models lack stable internal thresholds, rely on holistic rather than fine-grained analysis, and prioritize textual coherence over acoustic features. However, they demonstrate inherent acoustic discrimination capabilities, revealing critical modality imbalances for building reliable audio-language judges.

Limitations

SpeakerSleuth has several limitations. First, our study focuses on English dialogues where target speakers appear a fixed number of times per conversation. Consequently, it may not capture the complexities of multilingual settings. Our synthetic data generation methodology can be readily extended to varying turn counts and longer dialogues.

Second, while our benchmark includes 4 datasets spanning distinct domains with naturally varying acoustic conditions, we do not separately analyze performance by specific acoustic factors such as background noise, reverberation, or recording quality. Our benchmark design allows for straightforward incorporation of such controlled acoustic variations in future work, enabling systematic evaluation of model robustness across specific acoustic challenges.

Third, even with state-of-the-art voice conversion, fully reproducing the original speaker’s unique timbre and emotional expressiveness remains challenging. We addressed this through rigorous human verification of all synthetic utterances, ensuring that the generated speech meets perceptual quality standards and maintains speaker consistency.

Finally, we did not explicitly analyze model biases regarding speaker demographics (e.g., accents, age groups), which warrants further investigation to ensure equitable performance across diverse populations.

Despite these limitations, we believe SpeakerSleuth is useful for systematically characterizing current LALMs’ speaker consistency judgment behaviors and motivating more robust evaluation of acoustic features in audio-language models.

References

- Apple. 2024. Apple intelligence: Ai for the rest of us. <https://www.apple.com/apple-intelligence/>. Accessed 2025-12-22.
- Shrestha Basu Mallick, Sid Lall, Zach Gleicher, and Kate Olszewska. 2025. Continuing to bring you our latest models, with an improved gemini 2.5 flash and flash-lite release. <https://developers.googleblog.com/en/continuing-to-bring-you-our-latest-models-with-an-improved-gemini-2-5-flash-and-flash-lite-release/>. Google Developers Blog; Accessed 2025-12-22.
- Zalán Borsos, Raphaël Marinier, Damien Vincent, Eugene Kharitonov, Olivier Pietquin, Matt Sharifi, Dominik Roblek, Olivier Teboul, David Grangier, Marco Tagliasacchi, et al. 2023. Audioldm: a language modeling approach to audio generation. *IEEE/ACM transactions on audio, speech, and language processing*, 31:2523–2533.
- Jean Carletta, Simone Ashby, Sebastien Bourban, Mike Flynn, Mael Guillemot, Thomas Hain, Jaroslav Kadlec, Vasilis Karaiskos, Wessel Kraaij, Melissa Kronenthal, et al. 2005. The ami meeting corpus: A pre-announcement. In *International workshop on machine learning for multimodal interaction*, pages 28–39. Springer.
- Chen Chen, Yuchen Hu, Siyin Wang, Helin Wang, Zhe-huai Chen, Chao Zhang, Chao-Han Huck Yang, and EngSiong Chng. 2025. Audio large language models can be descriptive speech quality evaluators. In *The Thirteenth International Conference on Learning Representations*.
- Sanyuan Chen, Chengyi Wang, Zhengyang Chen, Yu Wu, Shujie Liu, Zhuo Chen, Jinyu Li, Naoyuki Kanda, Takuya Yoshioka, Xiong Xiao, et al. 2022. Wavlm: Large-scale self-supervised pre-training for full stack speech processing. *IEEE Journal of Selected Topics in Signal Processing*, 16(6):1505–1518.
- Alexandre Défossez, Laurent Mazaré, Manu Orsini, Amélie Royer, Patrick Pérez, Hervé Jégou, Edouard Grave, and Neil Zeghidour. 2024. Moshi: a speech-text foundation model for real-time dialogue. *arXiv preprint arXiv:2410.00037*.
- Brecht Desplanques, Jenthe Thienpondt, and Kris Demuynck. 2020. *ECAPA-TDNN: Emphasized channel attention, propagation and aggregation in tdnn based speaker verification*. In *Interspeech 2020*. ISCA.
- Zhihao Du, Qian Chen, Shiliang Zhang, Kai Hu, Heng Lu, Yexin Yang, Hangrui Hu, Siqi Zheng, Yue Gu, Ziyang Ma, et al. 2024. Cosyvoice: A scalable multilingual zero-shot text-to-speech synthesizer based on supervised semantic tokens. *arXiv preprint arXiv:2407.05407*.
- Sadaoki Furui. 1996. An overview of speaker recognition technology. *Automatic Speech and Speaker Recognition: Advanced Topics*, pages 31–56.
- Herbert Gish and Michael Schmidt. 1994. Text-independent speaker identification. *IEEE signal processing magazine*, 11(4):18–32.
- Google. 2024. Notebooklm now lets you listen to a conversation about your sources. <https://blog.google/technology/ai/notebooklm-audio-overviews/>. Accessed 2025-12-22.
- Zhifang Guo, Yichong Leng, Yihan Wu, Sheng Zhao, and Xu Tan. 2023. *Promptts: Controllable text-to-speech with text descriptions*. In *ICASSP 2023 - 2023 IEEE International Conference on Acoustics, Speech and Signal Processing (ICASSP)*, pages 1–5.
- Ze-qian Ju, Yuancheng Wang, Kai Shen, Xu Tan, Detai Xin, Dongchao Yang, Eric Liu, Yichong Leng, Kaitao Song, Siliang Tang, et al. 2024. Naturalspeech 3: Zero-shot speech synthesis with factorized codec and diffusion models. In *International Conference on Machine Learning*, pages 22605–22623. PMLR.
- Ze-qian Ju, Dongchao Yang, Kai Shen, Yichong Leng, Zhengtao Wang, Songxiang Liu, Xinyu Zhou, Tao Qin, Xiangyang Li, Jianwei Yu, and Xu Tan. 2025. *Mooncast: High-quality zero-shot podcast generation*. In *The Thirty-ninth Annual Conference on Neural Information Processing Systems*.
- Volodymyr Khoma, Yuriy Khoma, Vitalii Brydinskyi, and Alexander Konovalov. 2023. *Development of supervised speaker diarization system based on the pyannote audio processing library*. *Sensors*, 23(4).
- R. Kubichek. 1993. *Mel-cepstral distance measure for objective speech quality assessment*. In *Proceedings of IEEE Pacific Rim Conference on Communications Computers and Signal Processing*, volume 1, pages 125–128 vol.1.
- Keon Lee, Kyumin Park, and Daeyoung Kim. 2023. Dailytalk: Spoken dialogue dataset for conversational text-to-speech. In *ICASSP 2023-2023 IEEE International Conference on Acoustics, Speech and Signal Processing (ICASSP)*, pages 1–5. IEEE.
- Sehun Lee, Kang-wook Kim, and Gunhee Kim. 2025. *Behavior-SD: Behaviorally aware spoken dialogue generation with large language models*. In *Proceedings of the 2025 Conference of the Nations of the Americas Chapter of the Association for Computational Linguistics: Human Language Technologies (Volume 1: Long Papers)*, pages 9574–9593, Albuquerque, New Mexico. Association for Computational Linguistics.
- Paul Lerner, Juliette Bergoënd, Camille Guinaudeau, Hervé Bredin, Benjamin Maurice, Sharleyne Lefevre, Martin Bouteiller, Aman Berhe, Léo Galmant, Ruiqing Yin, and Claude Barras. 2022. *Bazinga! a dataset for multi-party dialogues structuring*. In *Proceedings of the Thirteenth Language Resources and Evaluation Conference*, pages 3434–3441, Marseille, France. European Language Resources Association.

- Jingyi Li, Weiping Tu, and Li Xiao. 2023. Freevc: Towards high-quality text-free one-shot voice conversion. In *ICASSP 2023-2023 IEEE International Conference on Acoustics, Speech and Signal Processing (ICASSP)*, pages 1–5. IEEE.
- Yinghao Aaron Li, Cong Han, and Nima Mesgarani. 2025. Styletts: A style-based generative model for natural and diverse text-to-speech synthesis. *IEEE Journal of Selected Topics in Signal Processing*.
- Philipos C. Loizou. 2011. *Speech Quality Assessment*, pages 623–654. Springer Berlin Heidelberg, Berlin, Heidelberg.
- Leland McInnes, John Healy, Nathaniel Saul, and Lukas Großberger. 2018. UMAP: Uniform manifold approximation and projection. *Journal of Open Source Software*, 3(29).
- Microsoft, :, Abdelrahman Abouelenin, Atabak Ashfaq, Adam Atkinson, Hany Awadalla, Nguyen Bach, Jianmin Bao, Alon Benhaim, Martin Cai, Vishrav Chaudhary, Congcong Chen, Dong Chen, Dongdong Chen, Junkun Chen, Weizhu Chen, Yen-Chun Chen, Yi ling Chen, Qi Dai, Xiyang Dai, Ruchao Fan, Mei Gao, Min Gao, Amit Garg, Abhishek Goswami, Junheng Hao, Amr Hendy, Yuxuan Hu, Xin Jin, Mahmoud Khademi, Dongwoo Kim, Young Jin Kim, Gina Lee, Jinyu Li, Yunsheng Li, Chen Liang, Xihui Lin, Zeqi Lin, Mengchen Liu, Yang Liu, Gilsinia Lopez, Chong Luo, Piyush Madan, Vadim Mazalov, Arindam Mitra, Ali Mousavi, Anh Nguyen, Jing Pan, Daniel Perez-Becker, Jacob Platin, Thomas Portet, Kai Qiu, Bo Ren, Liliang Ren, Sambuddha Roy, Ning Shang, Yelong Shen, Saksham Singhal, Subhojit Som, Xia Song, Tetyana Sych, Praneetha Vaddamanu, Shuohang Wang, Yiming Wang, Zhenghao Wang, Haibin Wu, Haoran Xu, Weijian Xu, Yifan Yang, Ziyi Yang, Donghan Yu, Ishmam Zabir, Jianwen Zhang, Li Lyna Zhang, Yunan Zhang, and Xiren Zhou. 2025. *Phi-4-mini technical report: Compact yet powerful multimodal language models via mixture-of-loras*. Preprint, arXiv:2503.01743.
- John W. Mullenix and David B. Pisoni. 1990. Stimulus variability and processing dependencies in speech perception. *Perception & Psychophysics*, 47:379–390.
- OpenAI. 2024. Hello gpt-4o. <https://openai.com/index/hello-gpt-4o/>. Accessed 2025-12-22.
- OpenBMB. 2025. Minicpm-o 2.6: A gpt-4o level mllm for vision, speech, and multimodal live streaming on your phone. <https://openbmb.vercel.app/minicpm-o-2-6-en>. Accessed 2025-12-22.
- Se Jin Park, Julian Salazar, Aren Jansen, Keisuke Kinoshita, Yong Man Ro, and RJ Skerry-Ryan. 2025. Long-form speech generation with spoken language models. In *Forty-second International Conference on Machine Learning*.
- Pouya Pezeshkpour and Estevam Hruschka. 2024. Large language models sensitivity to the order of options in multiple-choice questions. In *Findings of the Association for Computational Linguistics: NAACL 2024*, pages 2006–2017.
- Nils Reimers and Iryna Gurevych. 2019. *Sentence-BERT: Sentence embeddings using Siamese BERT-networks*. In *Proceedings of the 2019 Conference on Empirical Methods in Natural Language Processing and the 9th International Joint Conference on Natural Language Processing (EMNLP-IJCNLP)*, pages 3982–3992, Hong Kong, China. Association for Computational Linguistics.
- Flávio Ribeiro, Dinei Florêncio, Cha Zhang, and Michael Seltzer. 2011. *Crowdmos: An approach for crowdsourcing mean opinion score studies*. In *2011 IEEE International Conference on Acoustics, Speech and Signal Processing (ICASSP)*, pages 2416–2419.
- A.W. Rix, J.G. Beerends, M.P. Hollier, and A.P. Hekstra. 2001. *Perceptual evaluation of speech quality (pesq)-a new method for speech quality assessment of telephone networks and codecs*. In *2001 IEEE International Conference on Acoustics, Speech, and Signal Processing. Proceedings (Cat. No.01CH37221)*, volume 2, pages 749–752 vol.2.
- Takaaki Saeki, Detai Xin, Wataru Nakata, Tomoki Koriyama, Shinnosuke Takamichi, and Hiroshi Saruwatari. 2022. Utmos: Utokyo-sarulab system for voicemos challenge 2022. In *Interspeech 2022*. ISCA.
- David Snyder, Daniel Garcia-Romero, Daniel Povey, and Sanjeev Khudanpur. 2017. *Deep neural network embeddings for text-independent speaker verification*. In *Interspeech 2017*, pages 999–1003.
- Gemma Team, Aishwarya Kamath, Johan Ferret, Shreya Pathak, Nino Vieillard, Ramona Merhej, Sarah Perrin, Tatiana Matejovicova, Alexandre Ramé, Morgane Rivière, Louis Rouillard, Thomas Mesnard, Geoffrey Cideron, Jean bastien Grill, Sabela Ramos, Edouard Yvinec, Michelle Casbon, Etienne Pot, Ivo Penchev, Gaël Liu, Francesco Visin, Kathleen Keanealy, Lucas Beyer, Xiaohai Zhai, Anton Tsitsulin, Robert Busa-Fekete, Alex Feng, Naveen Sachdeva, Benjamin Coleman, Yi Gao, Basil Mustafa, Iain Barr, Emilio Parisotto, David Tian, Matan Eyal, Colin Cherry, Jan-Thorsten Peter, Danila Sinopalnikov, Surya Bhupatiraju, Rishabh Agarwal, Mehran Kazemi, Dan Malkin, Ravin Kumar, David Vilar, Idan Brusilovsky, Jiaming Luo, Andreas Steiner, Abe Friesen, Abhanshu Sharma, Abheesh Sharma, Adi Mayrav Gilady, Adrian Goedeckemeyer, Alaa Saade, Alex Feng, Alexander Kolesnikov, Alexei Bendebury, Alvin Abdagic, Amit Vadi, András György, André Susano Pinto, Anil Das, Ankur Bapna, Antoine Miech, Antoine Yang, Antonia Paterson, Ashish Shenoy, Ayan Chakrabarti, Bilal Piot, Bo Wu, Bobak Shahriari, Bryce Pettrini, Charlie Chen, Charline Le Lan, Christopher A. Choquette-Choo, CJ Carey, Cormac Brick, Daniel Deutsch,

- Danielle Eisenbud, Dee Cattle, Derek Cheng, Dimitris Paparas, Divyashree Shivakumar Sreepathihalli, Doug Reid, Dustin Tran, Dustin Zelle, Eric Noland, Erwin Huizenga, Eugene Kharitonov, Frederick Liu, Gagik Amirkhanyan, Glenn Cameron, Hadi Hashemi, Hanna Klimczak-Plucińska, Harman Singh, Harsh Mehta, Harshal Tushar Lehri, Hussein Hazimeh, Ian Ballantyne, Idan Szpektor, Ivan Nardini, Jean Pouget-Abadie, Jetha Chan, Joe Stanton, John Wieting, Jonathan Lai, Jordi Orbay, Joseph Fernandez, Josh Newlan, Ju yeong Ji, Jyotinder Singh, Kat Black, Kathy Yu, Kevin Hui, Kiran Vodrahalli, Klaus Greff, Linhai Qiu, Marcella Valentine, Marina Coelho, Marvin Ritter, Matt Hoffman, Matthew Watson, Mayank Chaturvedi, Michael Moynihan, Min Ma, Nabila Babar, Natasha Noy, Nathan Byrd, Nick Roy, Nikola Momchev, Nilay Chauhan, Noveen Sachdeva, Oskar Bunyan, Pankil Botarda, Paul Caron, Paul Kishan Rubenstein, Phil Culliton, Philipp Schmid, Pier Giuseppe Sessa, Pingmei Xu, Piotr Stanczyk, Pouya Tafti, Rakesh Shrivanna, Renjie Wu, Renke Pan, Reza Rokni, Rob Willoughby, Rohith Vallu, Ryan Mullins, Sammy Jerome, Sara Smoot, Sertan Girgin, Shariq Iqbal, Shashir Reddy, Shruti Sheth, Siim Pöder, Sijal Bhatnagar, Sindhu Raghuram Panyam, Sivan Eiger, Susan Zhang, Tianqi Liu, Trevor Yacovone, Tyler Liechty, Uday Kalra, Utku Evci, Vedant Misra, Vincent Roseberry, Vlad Feinberg, Vlad Kolesnikov, Woohyun Han, Woosuk Kwon, Xi Chen, Yinlam Chow, Yuvein Zhu, Zichuan Wei, Zoltan Egyed, Victor Cotruta, Minh Giang, Phoebe Kirk, Anand Rao, Kat Black, Nabila Babar, Jessica Lo, Erica Moreira, Luiz Gustavo Martins, Omar Sanseviero, Lucas Gonzalez, Zach Gleicher, Tris Warkentin, Vahab Mirrokni, Evan Senter, Eli Collins, Joelle Barral, Zoubin Ghahramani, Raia Hadsell, Yossi Matias, D. Sculley, Slav Petrov, Noah Fiedel, Noam Shazeer, Oriol Vinyals, Jeff Dean, Demis Hassabis, Koray Kavukcuoglu, Clement Farabet, Elena Buchatskaya, Jean-Baptiste Alayrac, Rohan Anil, Dmitry, Lepikhin, Sebastian Borgeaud, Olivier Bachem, Armand Joulin, Alek Andreiev, Cassidy Hardin, Robert Dadashi, and Léonard Hussenot. 2025. *Gemma 3 technical report*. *Preprint*, arXiv:2503.19786.
- Victor Danell. 2025. Watch the skies. <https://www.imdb.com/title/tt14807348/>. Accessed 2025-12-22.
- Chengyi Wang, Sanyuan Chen, Yu Wu, Ziqiang Zhang, Long Zhou, Shujie Liu, Zhuo Chen, Yanqing Liu, Huaming Wang, Jinyu Li, et al. 2023. Neural codec language models are zero-shot text to speech synthesizers. *arXiv preprint arXiv:2301.02111*.
- Hui Wang, Jinghua Zhao, Yifan Yang, Shujie Liu, Junyang Chen, Yanzhe Zhang, Shiwan Zhao, Jinyu Li, Jiaming Zhou, Haoqin Sun, Yan Lu, and Yong Qin. 2025a. *Speechllm-as-judges: Towards general and interpretable speech quality evaluation*. *Preprint*, arXiv:2510.14664.
- Junyu Wang, Ziyang Ma, Zhengding Luo, Tianrui Wang, Meng Ge, Xiaobao Wang, and Longbiao Wang. 2025b. Pay more attention to audio: Mitigating imbalance of cross-modal attention in large audio language models. *arXiv preprint arXiv:2509.18816*.
- Siyin Wang, Wenyi Yu, Xianzhao Chen, Xiaohai Tian, Jun Zhang, Lu Lu, Yu Tsao, Junichi Yamagishi, Yuxuan Wang, and Chao Zhang. 2025c. *QualiSpeech: A speech quality assessment dataset with natural language reasoning and descriptions*. In *Proceedings of the 63rd Annual Meeting of the Association for Computational Linguistics (Volume 1: Long Papers)*, pages 23588–23609, Vienna, Austria. Association for Computational Linguistics.
- Siyin Wang, Wenyi Yu, Yudong Yang, Changli Tang, Yixuan Li, Jimin Zhuang, Xianzhao Chen, Xiaohai Tian, Jun Zhang, Guangzhi Sun, et al. 2025d. Enabling auditory large language models for automatic speech quality evaluation. In *ICASSP 2025-2025 IEEE International Conference on Acoustics, Speech and Signal Processing (ICASSP)*, pages 1–5. IEEE.
- Yuxuan Wang, RJ Skerry-Ryan, Daisy Stanton, Yonghui Wu, Ron J Weiss, Navdeep Jaitly, Zongheng Yang, Ying Xiao, Zhifeng Chen, Samy Bengio, et al. 2017. Tacotron: Towards end-to-end speech synthesis. In *Proc. Interspeech 2017*, pages 4006–4010.
- Tianxin Xie, Yan Rong, Pengfei Zhang, Wenwu Wang, and Li Liu. 2025. *Towards controllable speech synthesis in the era of large language models: A systematic survey*. In *Proceedings of the 2025 Conference on Empirical Methods in Natural Language Processing*, pages 764–791, Suzhou, China. Association for Computational Linguistics.
- Jin Xu, Zhifang Guo, Jinzheng He, Hangrui Hu, Ting He, Shuai Bai, Keqin Chen, Jialin Wang, Yang Fan, Kai Dang, Bin Zhang, Xiong Wang, Yunfei Chu, and Junyang Lin. 2025a. *Qwen2.5-omni technical report*. *Preprint*, arXiv:2503.20215.
- Jin Xu, Zhifang Guo, Hangrui Hu, Yunfei Chu, Xiong Wang, Jinzheng He, Yuxuan Wang, Xian Shi, Ting He, Xinfu Zhu, Yuanjun Lv, Yongqi Wang, Dake Guo, He Wang, Linhan Ma, Pei Zhang, Xinyu Zhang, Hongkun Hao, Zishan Guo, Baosong Yang, Bin Zhang, Ziyang Ma, Xipin Wei, Shuai Bai, Keqin Chen, Xuejing Liu, Peng Wang, Mingkun Yang, Dayiheng Liu, Xingzhang Ren, Bo Zheng, Rui Men, Fan Zhou, Bowen Yu, Jianxin Yang, Le Yu, Jingren Zhou, and Junyang Lin. 2025b. *Qwen3-omni technical report*. *Preprint*, arXiv:2509.17765.
- An Yang, Anfeng Li, Baosong Yang, Beichen Zhang, Binyuan Hui, Bo Zheng, Bowen Yu, Chang Gao, Chengen Huang, Chenxu Lv, Chuji Zheng, Dayiheng Liu, Fan Zhou, Fei Huang, Feng Hu, Hao Ge, Haoran Wei, Huan Lin, Jialong Tang, Jian Yang, Jianhong Tu, Jianwei Zhang, Jianxin Yang, Jiaxi Yang, Jing Zhou, Jingren Zhou, Junyang Lin, Kai Dang, Keqin Bao, Kexin Yang, Le Yu, Lianghao Deng, Mei Li, Mingfeng Xue, Mingze Li, Pei Zhang, Peng Wang, Qin Zhu, Rui Men, Ruize Gao, Shixuan Liu, Shuang Luo, Tianhao Li, Tianyi Tang, Wenbiao

Yin, Xingzhang Ren, Xinyu Wang, Xinyu Zhang, Xuancheng Ren, Yang Fan, Yang Su, Yichang Zhang, Yinger Zhang, Yu Wan, Yuqiong Liu, Zekun Wang, Zeyu Cui, Zhenru Zhang, Zhipeng Zhou, and Zihan Qiu. 2025. [Qwen3 technical report](#). *Preprint*, arXiv:2505.09388.

Hanrong Ye, Chao-Han Huck Yang, Arushi Goel, Wei Huang, Ligeng Zhu, Yuanhang Su, Sean Lin, An-Chieh Cheng, Zhen Wan, Jinchuan Tian, et al. 2025. Omnivinci: Enhancing architecture and data for omni-modal understanding llm. *arXiv preprint arXiv:2510.15870*.

Chen Zhang, Luis Fernando D’Haro, Yiming Chen, Malu Zhang, and Haizhou Li. 2024a. A comprehensive analysis of the effectiveness of large language models as automatic dialogue evaluators. In *Proceedings of the AAAI Conference on Artificial Intelligence*, volume 38, pages 19515–19524.

Leying Zhang, Yao Qian, Xiaofei Wang, Manthan Thakker, Dongmei Wang, Jianwei Yu, Haibin Wu, Yuxuan Hu, Jinyu Li, Yanmin Qian, and sheng zhao. 2025. [Covomix2: Advancing zero-shot dialogue generation with fully non-autoregressive flow matching](#). In *The Thirty-ninth Annual Conference on Neural Information Processing Systems*.

Leying Zhang, Yao Qian, Long Zhou, Shujie Liu, Dongmei Wang, Xiaofei Wang, Midia Yousefi, Yanmin Qian, Jinyu Li, Lei He, et al. 2024b. Covomix: Advancing zero-shot speech generation for human-like multi-talker conversations. *Advances in Neural Information Processing Systems*, 37:100291–100317.

A SpeakerSleuth Details

Table 5: Breakdown of TV series and episodes used (all from Season 1) from Bazinga dataset in SpeakerSleuth.

TV Series/Movie	Episodes
24	24
Battlestar Galactica	13
Breaking Bad	7
Buffy The Vampire Slayer	12
ER	25
Friends	24
Game of Thrones	10
Homeland	12
Lost	25
Six Feet Under	13
Star Wars	7
The Big Bang Theory	17
The Office	6
The Walking Dead	6
Total	201 episodes

A.1 Dataset Details

This section provides comprehensive details about the four datasets used to construct SpeakerSleuth, including their characteristics, the specific data we utilized, and their role in creating a diverse evaluation benchmark.

A.1.1 Bazinga

Bazinga (Lerner et al., 2022) is a large-scale multi-party dialogue dataset collected from TV series and movies. The dataset features scripted but naturalistic conversations with multiple speakers, interruptions, and overlapping speech. For SpeakerSleuth, we utilized 14 different TV series spanning 201 episodes total, providing rich diversity in speaking styles, genres, and interaction patterns.

Table 5 shows the breakdown of episodes used from each series. The selection covers various genres, including comedy, drama, and documentary formats. This diversity ensures that our benchmark captures different conversational dynamics and speaking styles across multiple contexts.

A.1.2 AMI Meeting Corpus

The AMI Meeting Corpus (Carletta et al., 2005) consists of 100 hours of meeting recordings. The meetings were recorded in English across three different rooms with varying acoustic properties and predominantly feature non-native speakers.

For SpeakerSleuth, we utilized the evaluation set comprising 16 meetings. These recordings present particular challenges due to:

- Spontaneous, unscripted conversations with natural disfluencies
- Overlapping speech and frequent interruptions in business meeting contexts
- Variable recording conditions and room acoustics
- Non-native speaker accents and speech patterns

A.1.3 Behavior-SD

Behavior-SD (Lee et al., 2025) is a recently introduced large-scale dataset of synthesized spoken dialogues with explicit annotations for conversational behaviors such as filler words, backchannels, interruptions, and verbosity levels. The dataset contains over 100K dialogues totaling 2,164 hours of speech.

For SpeakerSleuth, we utilized the test set comprising 925 dialogues.

The key advantages of including Behavior-SD are:

- **Clean, synthesized speech:** Provides controlled, high-quality audio without background noise or recording artifacts
- **Behavioral annotations:** Enables evaluation on dialogues with specific conversational behaviors
- **Full-duplex interactions:** Includes natural overlapping speech and interruptions
- **Diverse scenarios:** Covers wide range of social contexts and speaking styles

The synthesized nature of Behavior-SD allows us to evaluate model performance on clean speech data, serving as a control condition against the more challenging real-world recordings from other datasets.

A.1.4 DailyTalk

DailyTalk (Lee et al., 2023) is a high-quality conversational speech dataset designed for conversational Text-to-Speech (TTS). The dataset contains 2,541 dialogues recorded in studio conditions with two participants, derived from the DailyDialog text corpus. The recordings maintain consistent quality and include natural conversational elements such as filler words.

We utilized all 2,541 dialogues from DailyTalk, though we note that the dataset involves only 2 speakers (one male, one female) engaging in various conversational scenarios.

DailyTalk provides several unique characteristics:

- **Studio-quality recordings:** Consistent, high-fidelity audio across all dialogues
- **Natural conversational flow:** Despite being recorded, maintains authentic dialogue patterns
- **Diverse topics:** Covers everyday conversations across multiple domains
- **Consistent speakers:** Allows evaluation of within-speaker consistency across different contexts

All datasets are used in accordance with their respective licenses: AMI Corpus and Behavior-SD under CC BY 4.0, Bazinga under CC BY-NC 4.0, and DailyTalk under CC BY-SA 4.0. These datasets were originally released for academic research in dialogue systems and conversational AI, and our use for benchmark evaluation is consistent with this intended purpose. Our benchmark results and analysis are provided for research purposes only.

A.2 Scenario Generation Details

From the initial pool of 1,358 speakers and 3,682 dialogues, we apply a structured sampling procedure to extract dialogue segments.

A.2.1 Dialogue Segment Extraction

Due to varying dialogue lengths across datasets, we employ different extraction strategies:

Long-form Datasets (Bazinga, AMI). These datasets contain extended conversations. To maximize sample diversity, we extract multiple dialogue segments from a single conversation, with each segment containing exactly 5 consecutive audio turns from the target speaker. We limit extraction to a maximum of 5 segments per dialogue to prevent over-representation of individual conversations.

Short-form Datasets (Behavior-SD, DailyTalk). These datasets contain shorter, more focused dialogues. We extract one dialogue segment per conversation, ensuring each segment includes 5 consecutive target speaker turns.

Context Window Constraints. To balance conversational context with model limitations, we constrain dialogue segments to a maximum of 20 total turns (across all speakers). This ensures sufficient context while remaining within model context limits.

A.2.2 Scenario Construction

For each extracted dialogue segment, we randomly select one turn from the target speaker’s 5 audio samples and apply voice conversion using FreeVC (Li et al., 2023) to create three evaluation scenarios:

- **S1 (Fully Consistent):** Original audio without modification, serving as the baseline condition
- **S2 (Gender Switch):** The selected turn converted to an opposite-gender speaker, testing coarse-grained acoustic discrimination
- **S3 (Similar Speaker):** The selected turn converted to an acoustically similar same-gender speaker (selected via ECAPA-TDNN (Desplanques et al., 2020) embeddings), testing fine-grained discrimination

A.3 Verification Details

To ensure benchmark quality, we implemented a rigorous verification process combining automated filtering and expert human annotation. As described in Section 4.3, we employed Qwen3-32B (Yang et al., 2025) to filter incoherent dialogues, with detailed prompts provided in Appendix 13. To ensure the quality and validity of evaluation instances, we conducted annotation with three annotators from our research team, all with expertise in speech processing and audio evaluation. Beyond evaluating audio turns within dialogue segments, annotators verified that the reference audio for each target speaker maintains consistent acoustic characteristics with that speaker’s utterances in the conversation. This verification ensures that reference audio serves as a reliable anchor for acoustic comparison, enabling evaluators to make more accurate speaker consistency judgments. Annotators confirmed that reference samples share identical speaker identity and acoustic environment with the target speaker’s conversational turns. All samples were evaluated based on three main criteria, with specific verification scenarios corresponding to each difficulty level in our benchmark.

A.3.1 Filtering Criteria

1. Audio Quality

- **Noise Level:** Check for excessive background noise interfering with speaker characteristics.
- **Clarity:** Confirm clear human speech in all utterances.
- **Defects:** Check for excessive clipping or silence.

2. Naturalness

- **Human-like:** Ensure no robotic artifacts from voice conversion.
- **Flow:** Natural pitch, timbre, tone, and emotion.

3. Scenario Verification

- **S1 (Fully Consistent):** Consistent speaker and acoustic environment.
- **S2 (Gender Switch):** Clear gender distinction (Male/Female).
- **S3 (Similar Speaker):** Distinguishable speakers (even if similar).

A.3.2 Annotation Interface

We developed a web-based annotation tool to facilitate the human filtering process. Figure 5 shows the main interface, which displays the target speaker reference audio, conversation turns with audio players, and transcripts. Annotators can filter samples by review status and navigate through their assigned samples efficiently. Figure 6 presents the annotation guidelines panel and decision interface, where annotators evaluate samples based on the criteria described above and make Valid/Invalid decisions with optional comments explaining defects or reasons for rejection.

All samples were reviewed by at least one expert annotator. Only samples that passed all filtering criteria and received a "Valid" decision were included in the final benchmark dataset.

A.3.3 Speaker and Dialogue Embedding Visualization Details

The visualization in Figure 4 was generated using the UMAP (McInnes et al., 2018) algorithm with `n_neighbors` set to 15. For dialogue embeddings, we employed the all-MiniLM-L6-v2 (Reimers and Gurevych, 2019) text embedding model, while

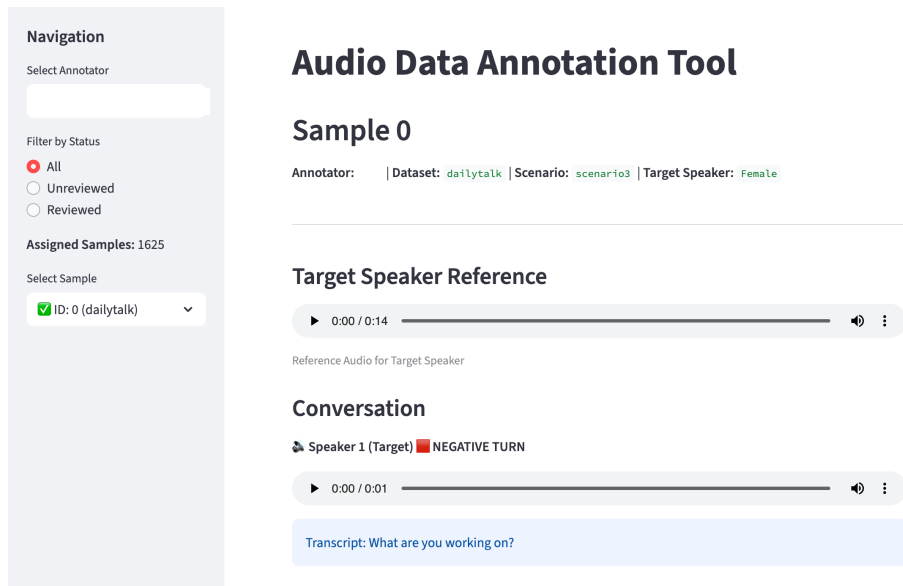


Figure 5: Audio Data Annotation Tool interface showing the main annotation view.

Annotation

▼ Show Filtering Guidelines

1. Audio Quality

- **Noise Level:** Check for excessive background noise interfering with speaker characteristics.
- **Clarity:** Confirm clear human speech in all utterances.
- **Defects:** Check for excessive clipping or silence.

2. Naturalness

- **Human-like:** Ensure no robotic artifacts from voice conversion.
- **Flow:** Natural pitch, timbre, tone, and emotion.

3. Verification Scenarios ↔

- **S1:** Consistent speaker and acoustic environment.
- **S2:** Clear gender distinction (Male/Female).
- **S3:** Distinguishable speakers (even if similar).

Previous Sample

Decision

Is this sample valid based on the guidelines?

☒ Valid ☐ Invalid

Comments (Optional)

Enter any notes about defects or reasons for rejection...

Save & Next

Figure 6: Annotation guidelines and decision interface.

speaker embeddings were extracted using the ECAPA-TDNN (Desplanques et al., 2020) architecture.

B Experimental Setup Details

We evaluate nine state-of-the-art LALMs with varying parameter sizes: GPT-4o-audio (parameter count not publicly disclosed), Gemini 2.5-Flash-Lite (parameter count not publicly disclosed), Qwen2.5-Omni-3B (3B parameters), Qwen2.5-Omni-7B (7B parameters), Qwen3-Omni-30B-A3B (30B parameters with 3B active), MiniCPM-o-2.6 (8B parameters), Gemma-3n-E4B (8B parameters), Phi-4-multimodal (6B parameters), and Omnivinci (8B parameters). All inference experiments are conducted with temperature 0 on NVIDIA A100 80GB GPUs using CUDA 12.4.

B.1 Speaker Embedding Methods Details

In this section, we explain how we use speaker embeddings to find inconsistent turns and choose the correct answers. We use three different ways to measure consistency: Pairwise Similarity, Centroid Distance and Reference Comparison.

Pairwise Similarity. The Pairwise Similarity evaluates the internal consistency of context embeddings $\{e_1, \dots, e_n\}$. By measuring the similarity between all pairs, it identifies turns that have low similarity to the rest of the group.

- **Detection:** We classify a dialogue as inconsistent if any turn i shows a mean similarity to all other turns that falls below the threshold τ_{pair} :

$$\exists i : \frac{1}{n-1} \sum_{j \neq i} \text{sim}(e_i, e_j) < \tau_{\text{pair}}$$

- **Localization:** Turn i is flagged as the source of inconsistency if its embedding deviates significantly from the mutual agreement of the context group:

$$\text{Flag turn } i \text{ if } \frac{1}{n-1} \sum_{j \neq i} \text{sim}(e_i, e_j) < \tau_{\text{pair}}$$

- **Discrimination:** Given options $\{o_1, \dots, o_k\}$, the model selects the candidate that maximizes the aggregate similarity with all original context embeddings:

$$\arg \max_j \frac{1}{n} \sum_{i=1}^n \text{sim}(o_j, e_i)$$

Centroid Distance. Centroid Distance defines the reference point c as the arithmetic mean of context embeddings, $c = \frac{1}{n} \sum_{i=1}^n e_i$. Distance is defined as $\text{dist}(x, y) = 1 - \text{sim}(x, y)$.

- **Detection:** Classify as inconsistent if

$$\exists i : \text{dist}(e_i, c) > \tau_{\text{cent}}$$

- **Localization:** Flag turn i if

$$\text{dist}(e_i, c) > \tau_{\text{cent}}$$

- **Discrimination:** Given options $\{o_1, \dots, o_k\}$, select

$$\arg \min_j \text{dist}(o_j, c)$$

Reference Comparison. The Reference Comparison method evaluates each context embedding and candidate option by comparing them directly against a fixed reference embedding r .

- **Detection:** Classify as inconsistent if

$$\exists i : \text{sim}(e_i, r) < \tau_{\text{ref}}$$

- **Localization:** Flag turn i if

$$\text{sim}(e_i, r) < \tau_{\text{ref}}$$

- **Discrimination:** Given options $\{o_1, \dots, o_k\}$, select

$$\arg \max_j \text{sim}(o_j, r)$$

Threshold Selection We set $\tau_{\text{pair}} = \tau_{\text{ref}} = 0.4$ and $\tau_{\text{cent}} = 0.3$ based on preliminary validation. Sensitivity analysis is in Appendix B.2.

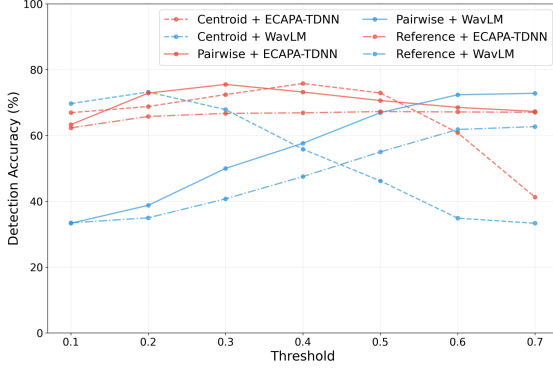
B.2 Threshold Sensitivity Analysis

Speaker embedding methods require threshold τ to classify dialogues as consistent or inconsistent. We analyze sensitivity to threshold selection by sweeping τ from 0.1 to 0.7 in 0.1 increments and evaluating detection accuracy and localization F1-score across all method-extractor combinations.

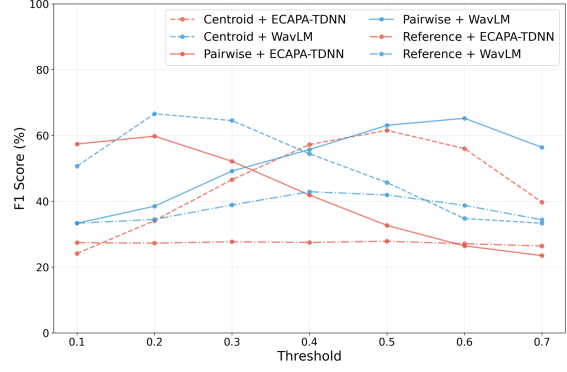
Figure 7 shows performance curves for six baseline configurations. Results reveal substantial sensitivity to threshold choice, with optimal values varying by method, extractor, and metric.

B.3 Derivation of Evaluation Metrics

To provide a comprehensive assessment of Large Audio-Language Models (LALMs) as speaker consistency judges, we employ metrics that capture both global detection and fine-grained localization accuracy.



(a) Detection



(a) Localization

Figure 7: Detection and Localization Performance with varying thresholds τ .

B.3.1 Task 1: Detection

The Detection task is treated as a binary classification problem where the model identifies whether a dialogue is consistent ($y = 1$) or inconsistent ($y = 0$).

We use **Accuracy** as the primary metric:

$$\text{Accuracy} = \frac{TP + TN}{TP + TN + FP + FN} \quad (4)$$

where:

- TP (True Positive): Consistent dialogues correctly predicted as consistent
- TN (True Negative): Inconsistent dialogues correctly predicted as inconsistent
- FP (False Positive): Inconsistent dialogues incorrectly predicted as consistent
- FN (False Negative): Consistent dialogues incorrectly predicted as inconsistent

We additionally report Precision, Recall, and F1-score for comprehensive analysis:

$$\text{Precision} = \frac{TP}{TP + FP}, \quad \text{Recall} = \frac{TP}{TP + FN} \quad (5)$$

$$\text{F1} = 2 \cdot \frac{\text{Precision} \cdot \text{Recall}}{\text{Precision} + \text{Recall}} \quad (6)$$

Note that in our benchmark, Scenario 1 (S1) contains only consistent dialogues ($y = 1$), while Scenarios 2 and 3 (S2, S3) contain only inconsistent dialogues ($y = 0$). Therefore, we report accuracy separately for each scenario to reveal threshold calibration patterns across models.

B.3.2 Task 2: Localization

The Localization task requires identifying which specific turn(s) among the target speaker’s utterances are inconsistent. This is formulated as a multi-label classification problem where each turn $i \in I$ receives a binary prediction indicating whether it is inconsistent.

We use **F1-score** as the primary metric, computed at the turn level for each sample and then averaged across all samples:

$$\text{Precision}_j = \frac{|P_j \cap G_j|}{|P_j|}, \quad \text{Recall}_j = \frac{|P_j \cap G_j|}{|G_j|} \quad (7)$$

where P_j denotes the set of turns predicted as inconsistent for sample j , and G_j denotes the ground-truth set of inconsistent turns. The F1-score for each sample is:

$$\text{F1}_j = \begin{cases} 2 \cdot \frac{\text{Precision}_j \cdot \text{Recall}_j}{\text{Precision}_j + \text{Recall}_j} & \text{if } |P_j| + |G_j| > 0 \\ 1 & \text{if } |P_j| = |G_j| = 0 \end{cases} \quad (8)$$

The overall F1-score is the macro-average across all N samples:

$$\text{F1} = \frac{1}{N} \sum_{j=1}^N \text{F1}_j \quad (9)$$

We also report **Exact Match (EM)**, which measures the proportion of samples where the predicted set of inconsistent turns exactly matches the ground truth:

$$\text{EM} = \frac{1}{N} \sum_{j=1}^N \mathbb{I}[P_j = G_j] \quad (10)$$

For Scenario 1, the ground truth is $G_j = \emptyset$, requiring models to correctly predict no inconsistent

turns. For Scenarios 2 and 3, exactly one turn is inconsistent per dialogue, i.e., $|G_j| = 1$.

B.3.3 Task 3: Discrimination

The Discrimination task presents models with three audio candidates and requires selecting the one that matches the target speaker.

We use **Accuracy** as the evaluation metric:

$$\text{Accuracy} = \frac{1}{N} \sum_{j=1}^N \mathbb{I}[\hat{a}_j = a_j^*] \quad (11)$$

where $\hat{a}_j \in \{A, B, C\}$ is the model’s predicted selection and a_j^* is the ground-truth original audio for sample j .

This task isolates the model’s acoustic discrimination capability from threshold calibration challenges, as it requires only relative comparison rather than absolute judgment.

C Detailed Experimental Results

We provide comprehensive experimental results across all evaluation conditions. Our experiments systematically vary two factors: (1) the presence of reference audio, and (2) the availability of textual context. This yields four experimental conditions:

- **Audio-only with Reference:** Target speaker’s audio turns with reference audio (main evaluation setting)
- **Audio-only without Reference:** Target speaker’s audio turns without reference audio
- **Context with Reference:** Audio turns plus textual transcripts for other speakers, with reference audio
- **Context without Reference:** Audio turns and textual transcripts, without reference audio

C.1 Task 1: Detection Results

Table 6–7 report detection performance for the context-only (no-audio) settings with and without reference, including Accuracy.

C.2 Task 2: Localization Results

Tables 8–19 present Task 2 localization results (precision, recall, and exact match).

D Analysis Details

D.1 Impact of Textual Context

D.2 Impact of Reference Audio

Table 6: Detection Accuracy (%) for Context with Reference.

Model	AMI			Bazinga			Behavior-SD			DailyTalk			Average		
	S1	S2	S3	S1	S2	S3	S1	S2	S3	S1	S2	S3	S1	S2	S3
GPT-4o-audio	34.8	56.5	65.2	97.2	0.0	0.9	99.4	0.0	0.0	98.4	2.1	3.2	93.4	5.0	6.3
Gemini-2.5-Flash-Lite	60.9	41.3	43.5	100.0	0.5	0.0	97.5	0.0	0.0	90.5	0.0	0.0	93.4	3.3	3.3
Qwen2.5-Omni-3B	82.6	23.9	32.6	98.5	0.5	0.0	99.4	1.3	1.3	59.8	32.8	41.3	85.3	12.7	15.8
Qwen2.5-Omni-7B	2.2	97.8	95.7	74.2	27.8	26.1	80.6	20.6	21.3	40.7	63.5	63.0	59.8	42.5	41.7
Qwen3-Omni-30B	13.0	87.0	91.3	99.5	0.5	2.8	100.0	0.0	0.0	99.5	0.5	2.1	93.1	6.9	8.6
MiniCPM-o-2.6	91.3	0.0	0.0	95.8	0.0	0.0	82.5	0.0	0.0	75.7	0.0	0.0	85.7	0.0	0.0
Gemma-3n-E4B	30.4	65.2	63.0	98.1	1.4	1.9	99.4	1.3	1.3	100.0	0.0	0.0	93.9	5.8	5.8
Phi-4-multimodal	39.1	47.8	54.4	49.8	48.3	46.9	91.3	6.9	8.8	54.5	51.3	52.9	61.5	38.2	39.2
Omnivinci	87.0	19.6	26.1	100.0	0.0	0.0	100.0	0.0	0.0	98.9	0.0	1.1	98.7	1.5	2.3

Table 7: Detection Accuracy (%) for Context without Reference.

Model	AMI			Bazinga			Behavior-SD			DailyTalk			Average		
	S1	S2	S3	S1	S2	S3	S1	S2	S3	S1	S2	S3	S1	S2	S3
GPT-4o-audio	15.2	63.0	65.2	76.9	0.9	2.4	76.1	0.0	0.0	73.0	1.6	1.1	70.8	5.6	6.1
Gemini-2.5-Flash-Lite	19.6	76.1	78.3	100.0	0.0	0.0	100.0	0.0	0.0	100.0	0.0	0.0	93.9	5.8	5.9
Qwen2.5-Omni-3B	95.7	4.4	2.2	100.0	0.0	0.0	100.0	0.0	0.0	100.0	0.0	0.0	99.7	0.3	0.2
Qwen2.5-Omni-7B	13.0	87.0	87.0	100.0	0.5	0.5	99.4	0.6	0.6	88.9	11.6	11.6	89.7	10.7	10.6
Qwen3-Omni-30B	13.0	91.3	84.8	100.0	0.0	0.9	100.0	0.0	0.0	100.0	0.0	0.0	93.4	6.9	6.8
MiniCPM-o-2.6	93.5	2.2	6.5	93.4	0.0	0.0	86.3	0.0	0.0	77.3	0.0	0.5	86.5	0.2	0.7
Gemma-3n-E4B	54.4	43.5	47.8	94.8	5.7	6.6	98.8	1.9	1.9	100.0	0.0	0.0	94.4	5.8	6.4
Phi-4-multimodal	78.3	17.4	21.7	77.6	20.5	17.9	98.8	1.9	1.3	78.8	20.1	17.5	83.7	15.2	13.6
Omnivinci	91.3	6.5	8.7	100.0	0.0	0.0	100.0	0.0	0.0	100.0	0.0	0.0	99.3	0.5	0.7

Table 8: Localization Precision (%) for Audio-only with Reference.

Model	AMI			Bazinga			Behavior-SD			DailyTalk			Average		
	S1	S2	S3	S1	S2	S3	S1	S2	S3	S1	S2	S3	S1	S2	S3
<i>Large Audio-Language Models</i>															
GPT-4o-audio	80.4	14.8	8.3	75.9	14.4	8.4	55.4	11.2	8.3	77.8	10.2	10.1	72.4	12.6	8.7
Gemini-2.5-Flash-Lite	0.0	32.0	29.8	0.5	22.1	20.9	0.0	25.1	23.4	0.5	23.8	24.0	0.3	25.8	24.5
Qwen2.5-Omni-3B	6.5	15.5	15.0	8.8	17.3	18.1	32.5	15.0	14.5	30.7	12.6	13.3	19.6	15.1	15.2
Qwen2.5-Omni-7B	41.3	14.6	13.2	44.9	15.1	13.0	35.6	13.3	12.9	31.8	13.3	13.7	38.4	14.1	13.2
Qwen3-Omni-30B	0.0	82.1	45.0	0.0	46.5	27.7	0.0	27.1	21.4	0.5	26.5	21.4	0.1	45.6	28.9
MiniCPM-o-2.6	91.3	39.9	10.9	50.9	37.3	20.4	69.4	20.0	8.3	76.7	21.9	9.6	72.1	29.8	12.3
Gemma-3n-E4B	0.0	18.6	18.0	0.0	19.0	18.9	0.0	18.6	19.4	0.0	20.0	20.0	0.0	19.1	19.1
Phi-4-multimodal	100.0	0.0	0.0	99.0	0.2	0.1	100.0	0.0	0.0	100.0	0.0	0.0	99.8	0.0	0.0
Omnivinci	73.9	15.6	5.6	58.0	16.3	8.5	16.3	14.4	11.9	58.2	13.2	9.1	51.6	14.9	8.8
<i>Speaker Embedding Methods</i>															
Pairwise (ECAPA-TDNN)	26.1	48.9	48.7	2.8	28.7	28.2	24.5	44.9	22.8	56.1	53.9	53.6	27.4	44.1	38.3
Pairwise (WavLM)	93.5	51.1	48.9	94.8	36.6	36.6	96.2	1.3	1.3	100.0	55.0	60.3	96.1	36.0	36.8
Centroid (ECAPA-TDNN)	23.9	56.2	57.1	1.9	34.8	35.2	19.5	54.0	28.5	45.0	71.5	70.9	22.6	54.1	47.9
Centroid (WavLM)	82.6	57.6	64.1	84.0	49.8	53.1	94.3	1.9	1.9	99.5	86.8	89.4	90.1	49.0	52.1
Reference (ECAPA-TDNN)	13.0	51.5	51.5	0.9	28.6	28.7	17.0	34.6	18.7	0.0	19.9	18.4	7.7	33.7	29.3
Reference (WavLM)	89.1	53.3	50.0	89.6	37.1	35.3	96.2	1.3	1.9	90.0	3.7	4.8	91.2	23.8	23.0

Table 9: Localization Recall (%) for Audio-only with Reference.

Model	AMI			Bazinga			Behavior-SD			DailyTalk			Average		
	S1	S2	S3	S1	S2	S3	S1	S2	S3	S1	S2	S3	S1	S2	S3
<i>Large Audio-Language Models</i>															
GPT-4o-audio	80.4	32.6	19.6	75.9	28.8	17.9	55.4	23.3	22.0	77.8	19.1	17.5	72.4	25.9	19.2
Gemini-2.5-Flash-Lite	0.0	95.7	95.7	0.5	89.6	90.1	0.0	95.6	94.3	0.5	97.9	96.3	0.3	94.7	94.1
Qwen2.5-Omni-3B	6.5	58.7	56.5	8.8	67.2	65.4	32.5	61.9	58.1	30.7	41.8	43.9	19.6	57.4	56.0
Qwen2.5-Omni-7B	41.3	60.9	58.7	44.9	65.7	56.1	35.6	55.6	50.6	31.8	65.1	64.6	38.4	61.8	57.5
Qwen3-Omni-30B	0.0	93.5	67.4	0.0	97.2	89.6	0.0	83.0	79.9	0.5	92.6	89.4	0.1	91.6	81.6
MiniCPM-o-2.6	91.3	63.0	13.0	50.9	73.1	47.6	69.4	35.6	16.3	76.7	46.0	23.3	72.1	54.5	25.1
Gemma-3n-E4B	0.0	91.3	89.1	0.0	95.8	94.8	0.0	93.1	93.8	0.0	100.0	100.0	0.0	95.1	94.4
Phi-4-multimodal	100.0	0.0	0.0	99.0	0.5	0.5	100.0	0.0	0.0	100.0	0.0	0.0	99.8	0.1	0.1
Omnivinci	73.9	52.2	21.7	58.0	69.8	38.2	16.3	66.9	61.3	58.2	56.1	38.6	51.6	61.2	40.0
<i>Speaker Embedding Methods</i>															
Pairwise (ECAPA-TDNN)	26.1	95.7	97.8	2.8	91.5	91.0	24.5	81.8	38.4	56.1	100.0	100.0	27.4	92.2	81.8
Pairwise (WavLM)	93.5	56.5	54.4	94.8	38.2	38.2	96.2	1.3	1.3	100.0	55.0	60.3	96.1	37.8	38.5
Centroid (ECAPA-TDNN)	23.9	91.3	93.5	1.9	85.4	85.4	19.5	86.2	44.7	45.0	100.0	99.5	22.6	90.7	80.8
Centroid (WavLM)	82.6	63.0	69.6	84.0	53.3	56.1	94.3	1.9	1.9	99.5	86.8	89.4	90.1	51.3	54.3
Reference (ECAPA-TDNN)	13.0	100.0	100.0	0.9	95.8	96.7	17.0	64.2	35.9	0.0	99.5	92.1	7.7	98.8	81.2
Reference (WavLM)	89.1	58.7	54.4	89.6	39.2	37.3	96.2	1.3	1.9	90.0	3.7	4.8	91.2	25.7	24.6

Table 10: Localization Exact Match (%) for Audio-only with Reference.

Model	AMI			Bazinga			Behavior-SD			DailyTalk			Average		
	S1	S2	S3	S1	S2	S3	S1	S2	S3	S1	S2	S3	S1	S2	S3
<i>Large Audio-Language Models</i>															
GPT-4o-audio	80.4	8.7	2.2	75.9	8.5	4.3	55.4	3.8	1.9	77.8	5.8	5.8	72.4	6.7	3.5
Gemini-2.5-Flash-Lite	0.0	13.0	10.9	0.5	4.3	2.8	0.0	4.4	3.1	0.5	3.7	3.7	0.3	6.4	5.1
Qwen2.5-Omni-3B	6.5	0.0	0.0	8.8	0.0	0.0	32.5	0.0	0.0	30.7	0.0	0.0	19.6	0.0	0.0
Qwen2.5-Omni-7B	41.3	0.0	0.0	44.9	0.0	0.5	35.6	0.6	1.3	31.8	0.0	0.5	38.4	0.2	0.6
Qwen3-Omni-30B	0.0	76.1	37.0	0.0	29.7	9.4	0.0	10.1	5.0	0.5	8.5	3.2	0.1	31.1	13.7
MiniCPM-o-2.6	91.3	19.6	8.7	50.9	10.9	3.3	69.4	6.9	1.9	76.7	6.9	3.2	72.1	11.0	4.3
Gemma-3n-E4B	0.0	0.0	0.0	0.0	0.0	0.0	0.0	0.0	0.6	0.0	0.0	0.0	0.0	0.0	0.2
Phi-4-multimodal	100.0	0.0	0.0	99.0	0.0	0.0	100.0	0.0	0.0	100.0	0.0	0.0	99.8	0.0	0.0
Omnivinci	73.9	0.0	0.0	58.0	0.5	0.0	16.3	0.0	0.0	58.2	0.0	0.0	51.6	0.1	0.0
<i>Speaker Embedding Methods</i>															
Pairwise (ECAPA-TDNN)	26.1	28.3	28.3	2.8	6.6	6.6	24.5	19.5	11.3	56.1	31.8	31.8	27.4	21.5	19.5
Pairwise (WavLM)	93.5	45.7	43.5	94.8	34.9	34.9	96.2	1.3	1.3	100.0	55.0	60.3	96.1	34.2	35.0
Centroid (ECAPA-TDNN)	23.9	32.6	32.6	1.9	9.4	9.0	19.5	26.4	14.5	45.0	49.7	49.2	22.6	29.6	26.3
Centroid (WavLM)	82.6	52.2	58.7	84.0	46.2	50.0	94.3	1.9	1.9	99.5	86.8	89.4	90.1	46.8	50.0
Reference (ECAPA-TDNN)	13.0	23.9	26.1	0.9	3.3	3.3	17.0	13.8	6.3	0.0	0.0	0.0	7.7	10.3	8.9
Reference (WavLM)	89.1	47.8	45.7	89.6	35.4	33.5	96.2	1.3	1.9	90.0	3.7	4.8	91.2	22.0	21.5

Table 11: Localization Precision (%) for Audio-only without Reference.

Model	AMI			Bazinga			Behavior-SD			DailyTalk			Average		
	S1	S2	S3	S1	S2	S3	S1	S2	S3	S1	S2	S3	S1	S2	S3
GPT-4o-audio	89.1	15.7	14.1	70.3	16.9	8.4	74.2	9.7	4.4	93.1	4.8	4.2	81.7	11.8	7.8
Gemini-2.5-Flash-Lite	15.2	59.5	47.6	0.5	36.6	31.8	6.3	35.4	33.3	11.6	40.9	40.1	8.4	43.1	38.2
Qwen2.5-Omni-3B	87.0	2.9	2.1	56.6	9.0	8.0	97.5	0.0	0.0	97.9	0.3	0.3	84.7	3.0	2.6
Qwen2.5-Omni-7B	91.3	1.1	0.0	85.9	3.8	2.8	85.0	2.2	1.9	93.1	1.6	2.4	88.8	2.2	1.8
Qwen3-Omni-30B	13.0	76.1	45.7	0.0	66.0	43.6	0.6	32.2	16.2	0.5	42.8	19.4	3.6	54.3	31.2
MiniCPM-o-2.6	87.0	35.8	15.2	55.2	41.0	25.4	53.1	22.0	10.8	73.5	35.7	11.9	67.2	33.6	15.8
Gemma-3n-E4B	0.0	17.7	16.6	0.0	19.5	19.0	0.0	19.1	19.0	0.0	18.9	18.9	0.0	18.8	18.4
Phi-4-multimodal	100.0	0.0	0.0	100.0	0.0	0.0	100.0	0.0	0.0	100.0	0.0	0.0	100.0	0.0	0.0
Omnivinci	91.3	10.5	1.1	89.6	9.6	2.7	81.3	6.1	2.1	97.4	1.1	0.5	89.9	6.8	1.6

Table 12: Localization Recall (%) for Audio-only without Reference.

Model	AMI			Bazinga			Behavior-SD			DailyTalk			Average		
	S1	S2	S3	S1	S2	S3	S1	S2	S3	S1	S2	S3	S1	S2	S3
GPT-4o-audio	89.1	17.4	15.2	70.3	20.3	10.9	74.2	13.2	5.7	93.1	5.3	4.8	81.7	14.0	9.1
Gemini-2.5-Flash-Lite	15.2	80.4	69.6	0.5	63.7	56.1	6.3	53.5	49.7	11.6	56.1	54.0	8.4	63.4	57.3
Qwen2.5-Omni-3B	87.0	8.7	6.5	56.6	23.2	20.5	97.5	0.0	0.0	97.9	0.5	0.5	84.7	8.1	6.9
Qwen2.5-Omni-7B	91.3	4.4	0.0	85.9	8.7	6.8	85.0	3.1	3.1	93.1	3.2	3.7	88.8	4.8	3.4
Qwen3-Omni-30B	13.0	78.3	45.7	0.0	76.4	52.4	0.6	38.8	20.0	0.5	47.6	24.3	3.6	60.3	35.6
MiniCPM-o-2.6	87.0	56.5	19.6	55.2	62.7	43.4	53.1	36.3	16.3	73.5	46.6	18.0	67.2	50.5	24.3
Gemma-3n-E4B	0.0	80.4	76.1	0.0	89.6	87.7	0.0	70.0	70.0	0.0	90.5	88.9	0.0	82.6	80.7
Phi-4-multimodal	100.0	0.0	0.0	100.0	0.0	0.0	100.0	0.0	0.0	100.0	0.0	0.0	100.0	0.0	0.0
Omnivinci	91.3	21.7	4.4	89.6	34.0	10.9	81.3	17.5	6.9	97.4	3.7	1.6	89.9	19.2	5.9

Table 13: Localization Exact Match (%) for Audio-only without Reference.

Model	AMI			Bazinga			Behavior-SD			DailyTalk			Average		
	S1	S2	S3	S1	S2	S3	S1	S2	S3	S1	S2	S3	S1	S2	S3
GPT-4o-audio	89.1	15.2	13.0	70.3	15.1	7.1	74.2	7.6	3.8	93.1	4.2	3.7	81.7	10.5	6.9
Gemini-2.5-Flash-Lite	15.2	52.2	39.1	0.5	27.4	22.6	6.3	25.2	25.2	11.6	34.9	34.9	8.4	34.9	30.5
Qwen2.5-Omni-3B	87.0	0.0	0.0	56.6	0.5	0.0	97.5	0.0	0.0	97.9	0.0	0.0	84.7	0.1	0.0
Qwen2.5-Omni-7B	91.3	0.0	0.0	85.9	0.5	0.0	85.0	1.9	1.3	93.1	0.0	1.1	88.8	0.6	0.6
Qwen3-Omni-30B	13.0	73.9	45.7	0.0	58.0	37.7	0.6	26.9	13.8	0.5	40.2	16.9	3.6	49.8	28.5
MiniCPM-o-2.6	87.0	17.4	10.9	55.2	21.7	9.9	53.1	11.3	6.3	73.5	25.4	5.8	67.2	18.9	8.2
Gemma-3n-E4B	0.0	0.0	0.0	0.0	0.0	0.0	0.0	1.9	1.9	0.0	0.0	0.5	0.0	0.5	0.6
Phi-4-multimodal	100.0	0.0	0.0	100.0	0.0	0.0	100.0	0.0	0.0	100.0	0.0	0.0	100.0	0.0	0.0
Omnivinci	91.3	4.4	0.0	89.6	0.9	0.0	81.3	0.6	0.0	97.4	0.0	0.0	89.9	1.5	0.0

Table 14: Localization Precision (%) for Context with Reference.

Model	AMI			Bazinga			Behavior-SD			DailyTalk			Average		
	S1	S2	S3	S1	S2	S3	S1	S2	S3	S1	S2	S3	S1	S2	S3
GPT-4o-audio	63.0	5.1	6.7	93.9	1.3	1.9	88.7	2.4	0.8	88.9	5.2	2.9	83.6	3.5	3.1
Gemini-2.5-Flash-Lite	78.3	5.2	3.2	4.3	34.3	31.3	8.2	14.4	17.9	17.5	19.4	19.6	27.0	18.3	18.0
Qwen2.5-Omni-3B	95.7	0.2	0.2	49.3	5.0	5.7	79.4	1.4	2.0	97.4	0.3	0.3	80.4	1.7	2.0
Qwen2.5-Omni-7B	97.8	0.0	0.0	96.1	1.1	0.6	98.1	0.6	0.0	99.5	0.0	0.0	97.9	0.4	0.2
Qwen3-Omni-30B	91.3	2.2	2.2	1.4	65.3	39.5	9.4	25.4	18.4	52.9	11.4	9.9	38.8	26.1	17.5
MiniCPM-o-2.6	56.5	6.5	6.2	42.5	28.1	20.7	71.9	14.6	7.6	67.2	19.8	8.5	59.5	17.3	10.7
Gemma-3n-E4B	17.4	11.8	11.0	0.0	19.4	19.1	0.0	16.3	17.2	0.0	20.0	19.6	4.4	16.9	16.7
Phi-4-multimodal	100.0	0.0	0.0	100.0	0.0	0.0	100.0	0.0	0.0	100.0	0.0	0.0	100.0	0.0	0.0
Omnivinci	58.7	4.2	4.5	7.6	6.2	5.3	35.0	5.0	4.6	4.8	10.2	10.0	26.5	6.4	6.1

Table 15: Localization Recall (%) for Context with Reference.

Model	AMI			Bazinga			Behavior-SD			DailyTalk			Average		
	S1	S2	S3	S1	S2	S3	S1	S2	S3	S1	S2	S3	S1	S2	S3
GPT-4o-audio	63.0	26.1	30.4	93.9	6.6	7.6	88.7	6.9	3.8	88.9	8.5	5.8	83.6	12.0	11.9
Gemini-2.5-Flash-Lite	78.3	10.9	10.9	4.3	66.5	67.5	8.2	62.3	74.2	17.5	86.2	86.2	27.0	56.5	59.7
Qwen2.5-Omni-3B	95.7	2.2	2.2	49.3	31.4	31.2	79.4	8.1	10.0	97.4	0.5	0.5	80.4	10.6	11.0
Qwen2.5-Omni-7B	97.8	0.0	0.0	96.1	2.9	2.4	98.1	0.6	0.0	99.5	0.0	0.0	97.9	0.9	0.6
Qwen3-Omni-30B	91.3	2.2	2.2	1.4	83.0	68.9	9.4	45.0	38.1	52.9	25.4	30.2	38.8	38.9	34.8
MiniCPM-o-2.6	56.5	10.9	10.9	42.5	48.1	35.4	71.9	20.6	11.9	67.2	27.5	13.8	59.5	26.8	18.0
Gemma-3n-E4B	17.4	60.9	56.5	0.0	67.0	65.6	0.0	50.0	52.5	0.0	82.0	81.5	4.4	65.0	64.0
Phi-4-multimodal	100.0	0.0	0.0	100.0	0.0	0.0	100.0	0.0	0.0	100.0	0.0	0.0	100.0	0.0	0.0
Omnivinci	58.7	30.4	32.6	7.6	25.9	22.2	35.0	14.4	14.4	4.8	40.2	36.5	26.5	27.7	26.4

Table 16: Localization Exact Match (%) for Context with Reference.

Model	AMI			Bazinga			Behavior-SD			DailyTalk			Average		
	S1	S2	S3	S1	S2	S3	S1	S2	S3	S1	S2	S3	S1	S2	S3
GPT-4o-audio	63.0	0.0	0.0	93.9	0.0	0.5	88.7	1.3	0.0	88.9	4.2	2.1	83.6	1.4	0.7
Gemini-2.5-Flash-Lite	78.3	2.2	0.0	4.3	23.6	18.9	8.2	1.9	2.5	17.5	2.7	2.7	27.0	7.6	6.0
Qwen2.5-Omni-3B	95.7	0.0	0.0	49.3	0.0	0.0	79.4	0.0	0.0	97.4	0.0	0.0	80.4	0.0	0.0
Qwen2.5-Omni-7B	97.8	0.0	0.0	96.1	0.5	0.0	98.1	0.6	0.0	99.5	0.0	0.0	97.9	0.3	0.0
Qwen3-Omni-30B	91.3	2.2	2.2	1.4	58.5	29.7	9.4	18.1	11.3	52.9	6.4	3.7	38.8	21.3	11.7
MiniCPM-o-2.6	56.5	2.2	2.2	42.5	10.9	8.0	71.9	8.8	3.8	67.2	12.2	3.7	59.5	8.5	4.4
Gemma-3n-E4B	17.4	0.0	0.0	0.0	0.9	0.9	0.0	0.0	0.0	0.0	0.0	0.0	4.4	0.2	0.2
Phi-4-multimodal	100.0	0.0	0.0	100.0	0.0	0.0	100.0	0.0	0.0	100.0	0.0	0.0	100.0	0.0	0.0
Omnivinci	58.7	0.0	0.0	7.6	0.0	0.0	35.0	0.0	0.0	4.8	0.0	0.0	26.5	0.0	0.0

Table 17: Localization Precision (%) for Context without Reference.

Model	AMI			Bazinga			Behavior-SD			DailyTalk			Average		
	S1	S2	S3	S1	S2	S3	S1	S2	S3	S1	S2	S3	S1	S2	S3
GPT-4o-audio	89.1	1.7	1.3	94.3	1.3	1.7	96.9	0.6	0.6	92.1	3.5	1.5	93.1	1.8	1.3
Gemini-2.5-Flash-Lite	89.1	7.3	2.4	28.3	29.2	29.9	28.3	20.3	17.6	60.9	13.1	13.0	51.7	17.5	15.7
Qwen2.5-Omni-3B	100.0	0.0	0.0	76.1	2.6	3.0	90.0	0.5	0.2	100.0	0.0	0.0	91.5	0.8	0.8
Qwen2.5-Omni-7B	95.7	0.0	0.0	96.6	0.8	0.3	99.4	0.0	0.0	100.0	0.0	0.0	97.9	0.2	0.1
Qwen3-Omni-30B	93.5	0.0	0.0	2.8	54.7	38.1	8.8	24.3	18.1	24.3	19.1	15.2	32.4	24.5	17.9
MiniCPM-o-2.6	54.4	14.1	4.4	46.2	28.0	17.4	67.5	13.9	7.9	71.4	16.2	7.0	59.9	18.1	9.2
Gemma-3n-E4B	17.4	11.5	12.2	0.0	18.6	18.6	0.0	18.5	18.1	0.0	19.4	19.2	4.4	17.0	17.0
Phi-4-multimodal	100.0	0.0	0.0	100.0	0.0	0.0	100.0	0.0	0.0	100.0	0.0	0.0	100.0	0.0	0.0
Omnivinci	71.7	1.6	1.0	29.3	6.2	4.1	73.8	1.4	0.8	38.6	2.8	2.3	53.3	3.0	2.0

Table 18: Localization Recall (%) for Context without Reference.

Model	AMI			Bazinga			Behavior-SD			DailyTalk			Average		
	S1	S2	S3	S1	S2	S3	S1	S2	S3	S1	S2	S3	S1	S2	S3
GPT-4o-audio	89.1	8.7	6.5	94.3	6.6	8.5	96.9	0.6	3.1	92.1	6.9	5.3	93.1	5.7	5.9
Gemini-2.5-Flash-Lite	89.1	15.2	8.7	28.3	52.4	54.7	28.3	64.2	60.4	60.9	39.7	40.7	51.7	42.9	41.1
Qwen2.5-Omni-3B	100.0	0.0	0.0	76.1	13.5	13.2	90.0	1.3	0.6	100.0	0.0	0.0	91.5	3.7	3.5
Qwen2.5-Omni-7B	95.7	0.0	0.0	96.6	1.5	1.0	99.4	0.0	0.0	100.0	0.0	0.0	97.9	0.4	0.2
Qwen3-Omni-30B	93.5	0.0	0.0	2.8	64.6	54.7	8.8	31.9	24.4	24.3	47.1	52.4	32.4	35.9	32.9
MiniCPM-o-2.6	54.4	23.9	6.5	46.2	43.9	28.8	67.5	20.6	11.9	71.4	25.4	13.2	59.9	28.5	15.1
Gemma-3n-E4B	17.4	52.2	52.2	0.0	68.9	68.9	0.0	54.4	54.4	0.0	79.4	78.8	4.4	63.7	63.6
Phi-4-multimodal	100.0	0.0	0.0	100.0	0.0	0.0	100.0	0.0	0.0	100.0	0.0	0.0	100.0	0.0	0.0
Omnivinci	71.7	10.9	6.5	29.3	19.3	14.6	73.8	3.8	2.5	38.6	10.1	9.0	53.3	11.0	8.2

Table 19: Localization Exact Match (%) for Context without Reference.

Model	AMI			Bazinga			Behavior-SD			DailyTalk			Average		
	S1	S2	S3	S1	S2	S3	S1	S2	S3	S1	S2	S3	S1	S2	S3
GPT-4o-audio	89.1	0.0	0.0	94.3	0.0	0.0	96.9	0.6	0.0	92.1	2.7	0.5	93.1	0.8	0.1
Gemini-2.5-Flash-Lite	89.1	4.4	0.0	28.3	22.6	21.7	28.3	6.9	5.0	60.9	5.8	5.3	51.7	9.9	8.0
Qwen2.5-Omni-3B	100.0	0.0	0.0	76.1	0.0	0.0	90.0	0.0	0.0	100.0	0.0	0.0	91.5	0.0	0.0
Qwen2.5-Omni-7B	95.7	0.0	0.0	96.6	0.5	0.0	99.4	0.0	0.0	100.0	0.0	0.0	97.9	0.1	0.0
Qwen3-Omni-30B	93.5	0.0	0.0	2.8	51.4	32.1	8.8	20.0	14.4	24.3	10.6	4.2	32.4	20.5	12.7
MiniCPM-o-2.6	54.4	4.4	2.2	46.2	13.7	7.6	67.5	7.5	4.4	71.4	7.9	1.6	59.9	8.4	3.9
Gemma-3n-E4B	17.4	0.0	0.0	0.0	0.5	0.5	0.0	0.0	0.0	0.0	0.0	0.0	4.4	0.1	0.1
Phi-4-multimodal	100.0	0.0	0.0	100.0	0.0	0.0	100.0	0.0	0.0	100.0	0.0	0.0	100.0	0.0	0.0
Omnivinci	71.7	0.0	0.0	29.3	0.0	0.0	73.8	0.0	0.0	38.6	0.0	0.0	53.3	0.0	0.0

Table 20: **Impact of Textual Context.** Comparison showing the performance change when adding textual context (+C) compared to the baseline audio-only condition (Audio). $\Delta = +C - \text{Audio}$.

Model	Scenario 1 (S1)			Scenario 2 (S2)			Scenario 3 (S3)		
	Audio	+C	Δ	Audio	+C	Δ	Audio	+C	Δ
<i>Task: Detection (Accuracy %)</i>									
GPT-4o-audio	72.9	93.4	+20.5	32.8	6.3	-26.5	29.5	5.0	-24.6
Gemini2.5-Flash-lite	40.8	93.4	+52.6	70.3	3.3	-67.0	69.3	3.3	-66.0
Qwen2.5-Omni-3B	54.5	85.3	+30.8	49.3	15.8	-33.5	47.8	12.7	-35.1
Qwen2.5-Omni-7B	32.0	59.8	+27.8	72.3	41.7	-30.6	69.8	42.5	-27.3
Qwen3-Omni-30B-A3B	88.1	93.1	+5.0	29.9	8.6	-21.3	14.0	6.9	-7.1
MiniCPM-o-2.6	85.3	85.7	+0.4	0.7	0.0	-0.7	0.0	0.0	0.0
Gemma-3n-E4B	51.2	93.9	+42.7	50.6	5.8	-44.8	48.4	5.8	-42.6
Phi-4-multimodal	78.8	61.5	-17.3	24.9	39.2	+14.3	24.3	38.2	+13.9
Omnivinci	81.6	98.7	+17.1	46.1	2.3	-43.8	20.9	1.5	-19.4
<i>Task: Localization (F1 Score %)</i>									
GPT-4o-audio	71.5	88.6	+17.1	15.0	4.0	-11.0	11.1	3.2	-7.9
Gemini2.5-Flash-lite	0.3	15.0	+14.7	36.4	30.0	-6.4	35.4	30.6	-4.8
Qwen2.5-Omni-3B	21.8	76.0	+54.2	23.3	3.7	-19.6	23.5	4.1	-19.4
Qwen2.5-Omni-7B	38.0	97.8	+59.8	22.6	0.7	-21.9	21.0	0.3	-20.7
Qwen3-Omni-30B-A3B	0.2	26.4	+26.2	47.7	36.3	-11.4	36.0	26.1	-9.9
MiniCPM-o-2.6	66.9	59.0	-7.9	35.4	23.9	-11.5	17.2	14.9	-2.3
Gemma-3n-E4B	0.0	1.3	+1.3	32.0	28.0	-4.0	32.0	27.9	-4.1
Phi-4-multimodal	99.7	100.0	+0.3	0.1	0.0	-0.1	0.1	0.0	-0.1
Omnivinci	48.3	17.8	-30.5	23.6	10.7	-12.9	15.2	9.9	-5.4

Table 21: **Impact of Reference Audio.** Comparison showing the performance change when removing the reference audio (w/o Ref) compared to the baseline with reference audio (w/ Ref). $\Delta = \text{w/o Ref} - \text{w/ Ref}$.

Model	Scenario 1 (S1)			Scenario 2 (S2)			Scenario 3 (S3)		
	w/ Ref	w/o Ref	Δ	w/ Ref	w/o Ref	Δ	w/ Ref	w/o Ref	Δ
<i>Task: Detection (Accuracy %)</i>									
GPT-4o-audio	72.9	80.5	+7.6	32.8	16.2	-16.6	29.5	13.9	-15.6
Gemini2.5-Flash-lite	40.8	92.6	+51.8	70.3	13.9	-56.4	69.3	12.5	-56.8
Qwen2.5-Omni-3B	54.5	92.7	+38.2	49.3	10.6	-38.7	47.8	9.0	-38.3
Qwen2.5-Omni-7B	32.0	98.5	+66.5	72.3	2.8	-69.5	69.8	2.0	-67.8
Qwen3-Omni-30B-A3B	88.1	99.8	+11.7	29.9	11.7	-18.2	14.0	1.2	-12.8
MiniCPM-o-2.6	85.3	86.5	+1.2	0.7	3.1	+2.4	0.0	0.3	+0.3
Gemma-3n-E4B	51.2	36.4	-14.8	50.6	66.9	+16.3	48.4	65.6	+17.2
Phi-4-multimodal	78.8	92.5	+13.7	24.9	8.1	-16.8	24.3	7.3	-17.0
Omnivinci	81.6	88.1	+6.5	46.1	61.5	+15.4	20.9	16.3	-4.6
<i>Task: Identification (F1 Score %)</i>									
GPT-4o-audio	71.5	79.9	+8.4	15.0	11.7	-3.3	11.1	6.8	-4.3
Gemini2.5-Flash-lite	0.3	6.6	+6.3	36.4	43.7	+7.3	35.4	39.9	+4.5
Qwen2.5-Omni-3B	21.8	82.8	+61.0	23.3	4.7	-18.6	23.5	4.2	-19.3
Qwen2.5-Omni-7B	38.0	88.3	+50.3	22.6	3.2	-19.4	21.0	2.8	-18.2
Qwen3-Omni-30B-A3B	0.2	1.3	+1.1	47.7	52.6	+4.9	36.0	30.4	-5.6
MiniCPM-o-2.6	66.9	62.8	-4.1	35.4	38.9	+3.5	17.2	19.7	+2.5
Gemma-3n-E4B	0.0	0.0	0.0	32.0	30.7	-1.3	32.0	30.2	-1.8
Phi-4-multimodal	99.7	100.0	+0.3	0.1	0.0	-0.1	0.1	0.0	-0.1
Omnivinci	48.3	90.0	+41.7	23.6	8.9	-14.7	15.2	2.7	-12.5

E Prompt Templates

E.1 Task 1. Detection

Prompt for Detection Task (audio-only)

You are an expert at speaker recognition. You can determine if audio clips are consistent with a target speaker based on voice characteristics alone. Focus on the main speaker's voice characteristics. Ignore backchannels, background noise, or short interjections.

If reference_audio_path is provided:
First, listen to this reference audio clip from the target speaker:
[Audio: {{ reference_audio }}]

Now listen to the following audio clips from the conversation. Focus ONLY on the voice identity.

Else: Listen to the following audio clips. Focus ONLY on the voice identity. Determine if they are all spoken by the same consistent speaker.

For each turn in turns
Clip {{ loop.index }}:
[Audio: {{ turn.audio_path }}]

Question: Is the voice consistent across all these clips?

Answer with ONLY one word: YES or NO

Figure 8: Prompt for Detection Task (audio-only): determining speaker consistency using audio clips only.

E.2 Task 2. Localization

E.3 Task 3. Discrimination

E.4 Others

Prompt for Detection Task

You are an expert at speaker recognition. You can determine if audio clips provided for a specific speaker in a conversation are consistent. Focus on the main speaker's voice characteristics. Ignore backchannels, background noise, or short interjections.

If reference_audio is provided:
First, listen to this reference audio clip from the target speaker
({{ target_speaker_name }}):
[Audio: {{ reference_audio }}]

Now listen to the conversation below.

Listen to the following conversation. Focus on the turns spoken by {{ target_speaker_name }}.

Conversation:

For each turn in turns:
Turn {{ loop.index }}
({{ turn.speaker_name }}):

If turn.is_audio:
[Audio: {{ turn.audio_path }}]

Else: {{ turn.text }}

Question: Is the voice of {{ target_speaker_name }} consistent across all their turns in this conversation?

Answer with ONLY one word: YES or NO

Figure 9: Prompt template for Detection Task: determining if the target speaker's voice is consistent across all turns in the conversation.

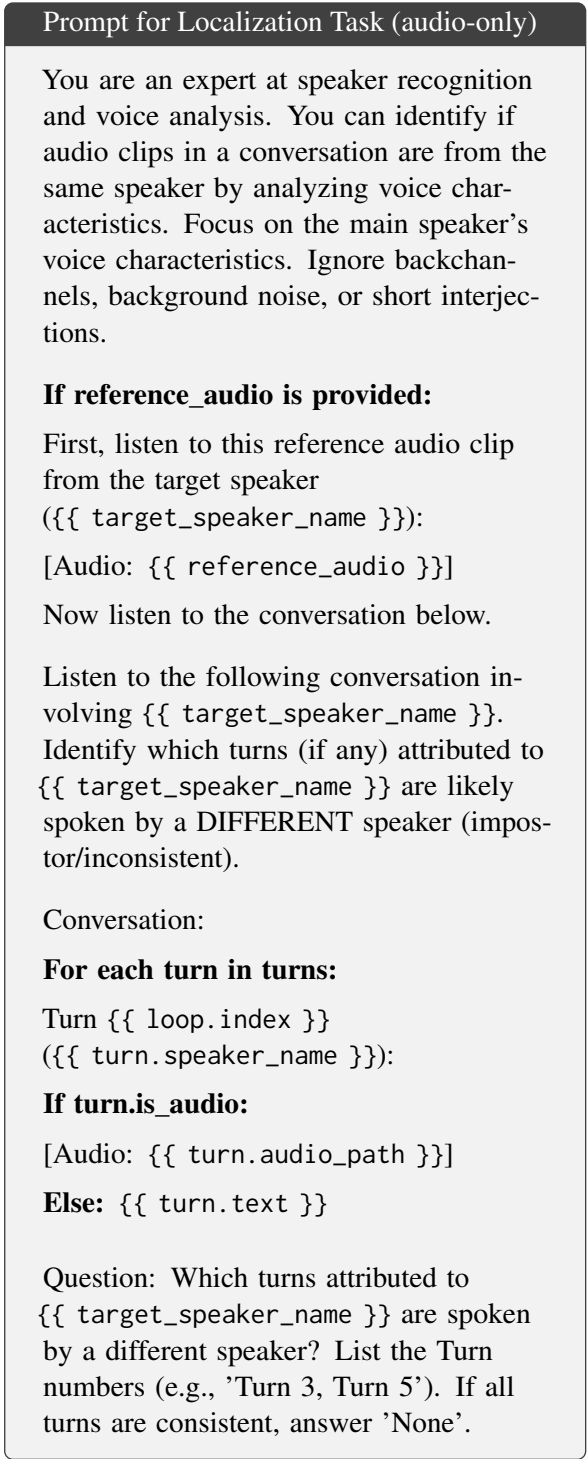


Figure 10: Prompt for Localization Task (audio-only): localizing which turns are inconsistent.

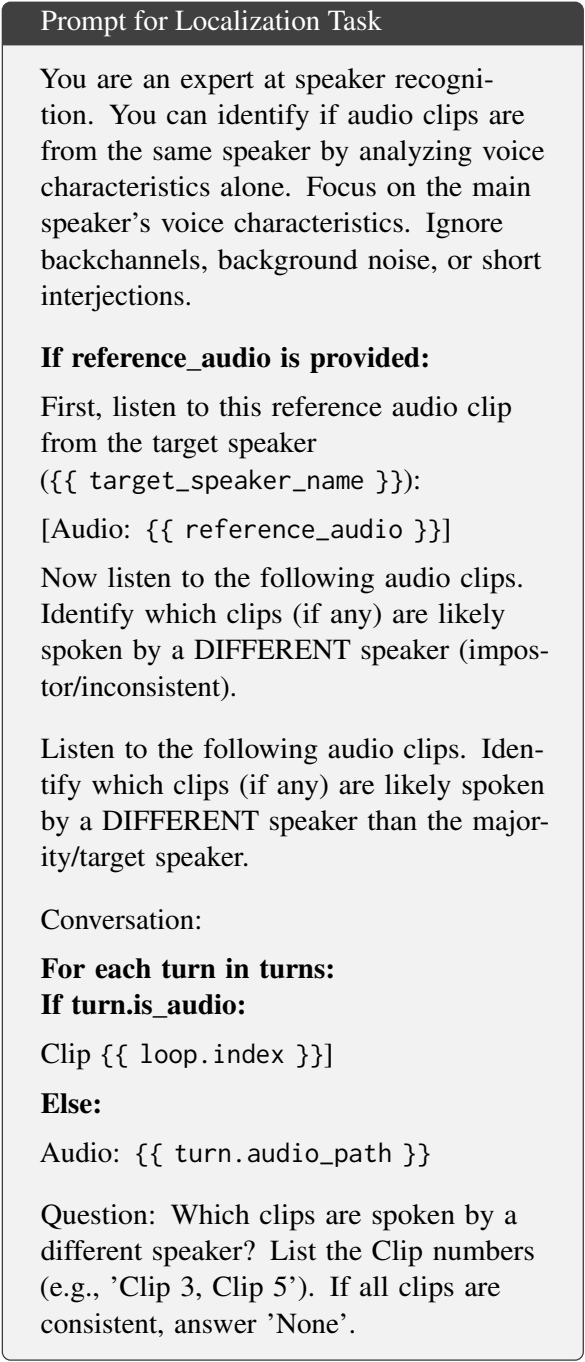


Figure 11: Prompt for Localization Task: localizing which turns are inconsistent.

Prompt for Discrimination Task

You are an expert at speaker recognition. You can identify speaker consistency by analyzing voice characteristics alone. Focus on the main speaker's voice characteristics. Ignore backchannels, background noise, or short interjections.

You will hear a sequence of audio clips. One position in the sequence is MISSING (marked as [MISSING]). You will be given multiple options for what should go in that position. Your task is to select which option makes the entire sequence most CONSISTENT with the target speaker.

Listen to the audio sequence:

For each turn in turns (if turn.is_audio):

```
Clip {{ loop.index }}:
{% if loop.index == inconsistent%}
[MISSING - Choose the correct option
below]{% endif %}
{% if loop.index != inconsistent %}
[Audio: {{ turn.audio_path }}]{%
endif %}
```

Now, here are the options for what should go in the MISSING position (Clip {{ inconsistent }}):

For each option in options:

```
Option {{ option.label }}:
[Audio: {{ option.audio_path }}]
```

Question: Which option A,B or C makes the entire sequence most CONSISTENT with the target speaker?

Answer with ONLY one letter: A,B or C.

Figure 12: Prompt for Discrimination Task: selecting the option that best fits the missing position to maximize speaker consistency.

Prompt for Dialogue Coherence Filtering

You are an expert dialogue analyzer. Read the following conversation and determine if it flows naturally and coherently as a whole.

Conversation:

For each turn in turns:

```
{{ speaker_name }}: {{ text }}
```

Task: If the conversation flows naturally with logical connections between turns, output 'coherent'.

If there are sudden disruptions, random insertions, contradictions, or parts that don't make sense in context (at any point in the dialogue), output 'incoherent'.

Return ONLY one word: 'coherent' or 'incoherent'.

Figure 13: Prompt for Dialogue Coherence Filtering: evaluating conversational naturalness and flow.

F AI Assistants in Research or Writing

We used AI assistants to refine writing, proofread the text, and assist with coding experiments.

G Potential Risks

Despite positive applications, we acknowledge several risks. Advanced speaker consistency evaluation could be exploited to create more convincing synthetic voices for impersonation, fraud, or misinformation campaigns. As synthetic speech becomes increasingly indistinguishable from human speech, public trust in audio evidence and voice-based authentication may diminish. Additionally, technologies that analyze speaker characteristics could be misappropriated for unauthorized surveillance or profiling.