

Transport properties in a model of confined granular mixtures at moderate densities

David González Méndez^{1, a)} and Vicente Garzó^{2, b)}

¹⁾ *Departamento de Física, Universidad de Extremadura, E-06071 Badajoz, Spain*

²⁾ *Departamento de Física and Instituto de Computación Científica Avanzada (ICCAEx), Universidad de Extremadura, E-06071 Badajoz, Spain*

(Dated: 8 January 2026)

This work derives the Navier–Stokes hydrodynamic equations for a model of a confined, quasi-two-dimensional, s -component mixture of inelastic, smooth, hard spheres. Using the inelastic version of the revised Enskog theory, macroscopic balance equations for mass, momentum, and energy are obtained, and constitutive equations for the fluxes are determined through a first-order Chapman–Enskog expansion. As for elastic collisions, the transport coefficients are given in terms of the solutions of a set of coupled linear integral equations. Approximate solutions to these equations for diffusion transport coefficients and shear viscosity are achieved by assuming steady-state conditions and considering leading terms in a Sonine polynomial expansion. These transport coefficients are expressed in terms of the coefficients of restitution, concentration, the masses and diameters of the mixture’s components, and the system’s density. The results apply to moderate densities and are not limited to particular values of the coefficients of restitution, concentration, mass, and/or diameter ratios. As an application, the thermal diffusion factor is evaluated to analyze segregation driven by temperature gradients and gravity, providing criteria that distinguish whether larger particles accumulate near the hotter or colder boundaries.

I. INTRODUCTION

A paradigmatic situation for studying transport properties in confined granular systems corresponds to a quasi-two-dimensional vibrating box.^{1–7} In this setup, particles are confined in a box in which the vertical z -direction is slightly larger than the diameter of a particle. The system is driven by vertical vibrations of the box; thus, energy is injected into the particles’ vertical degrees of freedom as they collide with the top and bottom plates. This kinetic energy is subsequently dissipated and redistributed to the particles’ horizontal degrees of freedom by inter-particle collisions.

Nevertheless, describing the confined system above using a kinetic theory is quite intricate, primarily due to the restrictions imposed by confinement on the corresponding Boltzmann/Enskog collisional operator. Although some recent progress has been made by considering this approach,^{8–10} it is common in granular literature to start with a coarse-grained model that more effectively accounts for the effect of confinement on grain dynamics. This was the objective of the collisional model (referred to as the Δ -model) proposed in Ref. 11. Apart from the coefficient of restitution, which characterizes the inelasticity of collisions, the Δ -model introduces the factor $\Delta > 0$ (which is responsible for velocity injection) to mimic the transfer of kinetic energy from the vertical degrees of freedom of granular particles to the horizontal ones.

In the context of kinetic theory, the Δ -model has primarily been used to determine the dynamic properties of monocomponent confined granular gases. The results have been specially devoted to the low-density regime, in which the inelastic Boltzmann equation is used as a starting point.^{12–16} These results were then extended to moderate densities by considering the inelastic Enskog equation.^{17,18} Apart from results in kinetic theory, the Δ -model has been also employed in recent years in the study of systems with long-range interactions,¹⁹ absorbing phase transitions in driven granular systems,^{20,21} the formation of quasi-long-range ordered phases,^{22,23} the non-equilibrium coexistence between a fluid and a crystal of granular hard disks²⁴ and the study of hyperuniformity.²⁵

Within the context of the Δ -model, work focusing on confined granular mixtures has been more scarce. This is primarily because determining transport properties in multicomponent granular mixtures is more complicated than in monodisperse granular systems. Not only is the number of transport coefficients larger, but they also depend on parameters such as diameters, masses, concentrations, and coefficients of restitution of each one of the components (or species) of the mixture. Thus, most of studies have been restricted to the *dilute* regime. In this regime, Brito *et al.*²⁶ used theoretical and computational tools to analyze the lack of energy equipartition of the homogeneous steady state (HSS) in granular binary mixtures. They then took the local version of the homogeneous state as the reference state to solve the inelastic Boltzmann equation using the Chapman–Enskog method,²⁷ conveniently adapted to dissipative dynamics. Explicit expressions for the Navier–Stokes transport coefficients of the binary mixture were obtained in terms of the parameter space of the system.²⁸ As an application

^{a)}Electronic mail: dgonzalezm@unex.es

^{b)}Electronic mail: vicenteg@unex.es;
https://fisteor.cms.unex.es/investigadores/vicente-garzo-puertos/

of the results reported in Ref. 28, the stability analysis of the HSS and the particle segregation problem induced by a thermal gradient and gravity were analyzed.^{29,30}

An interesting and challenging problem is to extend previous works on *dilute* granular mixtures (which have been carried in the context of the inelastic Boltzmann kinetic equation)^{28,29} to the (inelastic) Enskog kinetic theory for a description of hydrodynamics and transport of confined granular mixtures at higher densities. Since this theory applies to moderate densities (e.g., solid volume fraction of hard spheres, $\phi \lesssim 0.25$), a comparison between the kinetic theory and molecular dynamics (MD) simulations is feasible. Due to the intricacies of the general problem, it is common to first consider a binary mixture in which one species is present at a tracer concentration, meaning its concentration is very small. In the tracer limit, the pressure tensor and heat flux of the mixture are the same as those of the excess species. Thus, the relevant flux of the problem is the mass transport of tracer particles. This flux has been recently obtained in Ref. 31, and the corresponding forms of the diffusion transport coefficients have been explicitly determined by considering the lowest Sonine polynomial approximation.

The objective of this paper is to surpass the tracer limit³¹ and examine a confined s -component mixture with an arbitrary concentration. Here, mass, momentum, and heat fluxes are calculated up to first order in the spatial gradients of the hydrodynamic fields. As with elastic collisions,^{27,32} the corresponding Navier-Stokes transport coefficients are precisely expressed in terms of a set of coupled linear integral equations. However, explicitly determining the complete set of Navier-Stokes transport coefficients is quite cumbersome. For example, in a binary system ($s = 2$), there are 12 relevant transport coefficients (10 transport coefficients and two first-order contributions to partial temperatures and cooling rates), and one must solve 10 coupled integral equations. This is a lengthy task, even for a binary mixture. For this reason, in this work, although we have derived the complete set of integral equations verifying the transport coefficients, we will only solve the integral equations explicitly for the four diffusion coefficients associated with the mass flux of a binary mixture, as well as the shear and bulk viscosity coefficients.

As usual, the expressions derived for the transport coefficients are approximate because they are obtained by solving the above integral equations by considering the leading terms in a Sonine polynomial expansion of the first-order distribution function. Here, for the sake of simplicity, we consider the relevant state of confined dense granular mixtures with *steady* temperature, as previously discussed for dilute granular mixtures.²⁸ This allows us to provide analytic expressions for the transport properties in terms of the mixture's parameters.

Since the expressions of the diffusion transport coefficients are available, as an application we have also obtained the so-called thermal diffusion factor Λ .³³ Knowledge of this quantity provides a segregation criterion

showing the transition between regions of the parameter space where $\Lambda > 0$ (where larger particles tend to accumulate near the cooler plate) to regions where $\Lambda < 0$ (where larger particles tend to accumulate near the hotter plate). Since the origin of segregation is due to both gravity and the thermal gradient, we will analyze limiting cases in which the influence of each on segregation can be disentangled.

The plan of the paper is as follows. The Δ -model and the inelastic Enskog equation for an s -component granular mixture are introduced in Sec. II. The balance equations for mass, momentum, and energy are also derived in this section and the kinetic and collisional contributions to the fluxes are defined in terms of the one-particle velocity distribution functions $f_i(\mathbf{r}, \mathbf{v}; t)$. The application of the Chapman–Enskog method to solve the Enskog kinetic equation to first order in spatial gradients is described in Sec. III. In Sec. IV, the first-order distribution functions f_i are expressed in terms of the quantities \mathcal{A}_i , \mathcal{B}_i , $\mathcal{C}_{i,\lambda\beta}$, and \mathcal{D}_i . These quantities obey a set of coupled linear integral equations which are approximately solved in Sec. V for the diffusion transport coefficients and the shear and bulk viscosities by considering the leading terms in a Sonine polynomial expansion. Some technical details on the above calculations are provided in Appendixes A, B, and C. The case of a binary granular mixture is considered in Sec. VI where the dependence of the above transport coefficients on the inelasticity in collisions is widely analyzed for dilute and dense mixtures. Thermal diffusion segregation is studied in Sec. VII, while a brief discussion on the results reported in this paper is offered in Sec. VIII.

II. ENSKOG KINETIC EQUATION FOR A MODEL OF A CONFINED QUASI-TWO-DIMENSIONAL MULTICOMPONENT GRANULAR MIXTURE

A. Collision rules for a granular mixture in the Δ -model

We consider an s -multicomponent granular mixture of inelastic, smooth hard disks ($d = 2$) or spheres ($d = 3$) of masses m_i and diameters σ_i . In the context of the Δ -model, the relationship between the pre-collisional velocities ($\mathbf{v}_1, \mathbf{v}_2$) of two spherical particles of species i and j , respectively, and their corresponding post-collisional velocities ($\mathbf{v}'_1, \mathbf{v}'_2$) is

$$\mathbf{v}'_1 = \mathbf{v}_1 - \mu_{ji} (1 + \alpha_{ij}) (\hat{\boldsymbol{\sigma}} \cdot \mathbf{g}_{12}) \hat{\boldsymbol{\sigma}} - 2\mu_{ji} \Delta_{ij} \hat{\boldsymbol{\sigma}}, \quad (1)$$

$$\mathbf{v}'_2 = \mathbf{v}_2 + \mu_{ij} (1 + \alpha_{ij}) (\hat{\boldsymbol{\sigma}} \cdot \mathbf{g}_{12}) \hat{\boldsymbol{\sigma}} + 2\mu_{ij} \Delta_{ij} \hat{\boldsymbol{\sigma}}, \quad (2)$$

where $\mu_{ij} = m_i/(m_i + m_j)$, $\mathbf{g}_{12} = \mathbf{v}_1 - \mathbf{v}_2$ is the relative velocity, and $\hat{\boldsymbol{\sigma}}$ is the unit collision vector joining the centers of the two colliding spheres and pointing from particle 1 of species i to particle 2 of species j . Particles are approaching if $\hat{\boldsymbol{\sigma}} \cdot \mathbf{g} > 0$. In Eqs. (1) and (2), $0 < \alpha_{ij} \leq 1$ is the (constant) coefficient of normal restitution

for collisions i - j , and Δ_{ij} is an extra velocity added to the relative motion. This extra velocity points outward in the normal direction $\hat{\sigma}$, as required by the conservation of angular momentum.³⁴ The relative velocity after collision is

$$\mathbf{g}'_{12} = \mathbf{v}'_1 - \mathbf{v}'_2 = \mathbf{g}_{12} - (1 + \alpha_{ij})(\hat{\sigma} \cdot \mathbf{g}_{12})\hat{\sigma} - 2\Delta_{ij}\hat{\sigma}. \quad (3)$$

According to Eq. (3) one easily gets the relation

$$(\hat{\sigma} \cdot \mathbf{g}'_{12}) = -\alpha_{ij}(\hat{\sigma} \cdot \mathbf{g}_{12}) - 2\Delta_{ij}. \quad (4)$$

Similarly, the collision rules for the so-called restituting collisions $(\mathbf{v}_1'', \mathbf{v}_2'') \rightarrow (\mathbf{v}_1, \mathbf{v}_2)$ with the same collision vector $\hat{\sigma}$ are defined as

$$\mathbf{v}_1'' = \mathbf{v}_1 - \mu_{ji} (1 + \alpha_{ij}^{-1}) (\hat{\sigma} \cdot \mathbf{g}_{12})\hat{\sigma} - 2\mu_{ji}\Delta_{ij}\alpha_{ij}^{-1}\hat{\sigma}, \quad (5)$$

$$\mathbf{v}_2'' = \mathbf{v}_2 + \mu_{ij} (1 + \alpha_{ij}^{-1}) (\hat{\sigma} \cdot \mathbf{g}_{12})\hat{\sigma} + 2\mu_{ij}\Delta_{ij}\alpha_{ij}^{-1}\hat{\sigma}. \quad (6)$$

Equations (5)–(6) lead to

$$(\hat{\sigma} \cdot \mathbf{g}_{12}'') = -\alpha_{ij}^{-1}(\hat{\sigma} \cdot \mathbf{g}_{12}) - 2\Delta_{ij}\alpha_{ij}^{-1}. \quad (7)$$

For practical purposes, it is also convenient to know the volume transformation for a direct and a restituting collision. In the first case, one has $d\mathbf{v}_1'd\mathbf{v}_2' = \alpha_{ij}d\mathbf{v}_1d\mathbf{v}_2$ while in the second case one has the relation $d\mathbf{v}_1''d\mathbf{v}_2'' = \alpha_{ij}^{-1}d\mathbf{v}_1d\mathbf{v}_2$.

B. Enskog kinetic equation for granular mixtures

At a kinetic level, the knowledge of the velocity distribution functions $f_i(\mathbf{r}, \mathbf{v}; t)$ ($i = 1, 2, \dots, s$) of the species i provides all the relevant information on the state of the granular mixture. For moderate densities, in the presence of the gravity field $m_i\mathbf{g}$, the set of Enskog kinetic equations are

$$\frac{\partial}{\partial t}f_i + \mathbf{v} \cdot \nabla f_i + \mathbf{g} \cdot \frac{\partial f_i}{\partial \mathbf{v}} = \sum_{j=1}^s J_{ij}[\mathbf{r}, \mathbf{v}|f_i, f_j], \quad (8)$$

where the Enskog collision operators J_{ij} for collisions between particles of species i and j in the Δ -model read²⁶

$$\begin{aligned} J_{ij}[\mathbf{r}, \mathbf{v}_1|f_i, f_j] &= \sigma_{ij}^{d-1} \int d\mathbf{v}_2 \int d\hat{\sigma} \Theta(-\hat{\sigma} \cdot \mathbf{g}_{12} - 2\Delta_{ij})(-\hat{\sigma} \cdot \mathbf{g}_{12} - 2\Delta_{ij})\alpha_{ij}^{-2}\chi_{ij}(\mathbf{r}, \mathbf{r} + \boldsymbol{\sigma}_{ij})f_i(\mathbf{r}, \mathbf{v}_1'; t) \\ &\times f_j(\mathbf{r} + \boldsymbol{\sigma}_{ij}, \mathbf{v}_2''; t) - \sigma_{ij}^{d-1} \int d\mathbf{v}_2 \int d\hat{\sigma} \Theta(\hat{\sigma} \cdot \mathbf{g}_{12})(\hat{\sigma} \cdot \mathbf{g}_{12})\chi_{ij}(\mathbf{r}, \mathbf{r} + \boldsymbol{\sigma}_{ij})f_i(\mathbf{r}, \mathbf{v}_1; t)f_j(\mathbf{r} + \boldsymbol{\sigma}_{ij}, \mathbf{v}_2; t). \end{aligned} \quad (9)$$

Here, $\Theta(x)$ is the Heaviside step function, $\boldsymbol{\sigma}_{ij} = \sigma_{ij}\hat{\sigma}$ and $\sigma_{ij} = (\sigma_i + \sigma_j)/2$. Moreover, $\chi_{ij}(\mathbf{r}, \mathbf{r} + \boldsymbol{\sigma}_{ij})$ is the pair correlation function of two hard spheres, one of the species i and the other of species j , at contact, i.e., when the distance between their centers is σ_{ij} . The quantities χ_{ij} accounts for volume excluded effects and spatial correlations not present in the Boltzmann equation. As noted in our previous papers,^{17,26,28,31} although the Δ -model was mainly proposed to describe quasi-two dimensional

systems, the calculations worked out in this paper will be performed for an arbitrary number of dimensions d .

It should be noted that a modification of the revised Enskog equation for molecular fluids has been recently proposed.³⁵ This modification transforms the correlation functions from functions of densities to functionals of densities in a simple form, eliminating the series structure. Here, we consider the series structure of the functions χ_{ij} in the same manner as in the revised Enskog theory developed in Ref. 36.

As in the conventional inelastic hard sphere (IHS) model (where $\Delta_{ij} = 0$),³⁷ an important property of the Enskog collision operators for an arbitrary function $\psi_i(\mathbf{v}_1)$ is^{12,14}

$$\begin{aligned} I_{\psi_i} &\equiv \int d\mathbf{v}_1 \psi_i(\mathbf{v}_1) J_{ij}[\mathbf{r}, \mathbf{v}_1|f_i, f_j] \\ &= \sigma_{ij}^{d-1} \int d\mathbf{v}_1 \int d\mathbf{v}_2 \int d\hat{\sigma} \Theta(\hat{\sigma} \cdot \mathbf{g}_{12})(\hat{\sigma} \cdot \mathbf{g}_{12})\chi_{ij}(\mathbf{r}, \mathbf{r} + \boldsymbol{\sigma}_{ij})f_i(\mathbf{r}, \mathbf{v}_1; t)f_j(\mathbf{r} + \boldsymbol{\sigma}_{ij}, \mathbf{v}_2; t)[\psi_i(\mathbf{v}_1') - \psi_i(\mathbf{v}_1)], \end{aligned} \quad (10)$$

where \mathbf{v}_1' is defined by Eq. (1). A consequence of the property (10) is that the balance equations for the den-

sities of mass, momentum, and energy can be derived by following similar mathematical steps as those made for

the IHS model.³⁷ They are given by

$$D_t n_i + n_i \nabla \cdot \mathbf{U} + \frac{\nabla \cdot \mathbf{j}_i}{m_i} = 0, \quad (11)$$

$$D_t \mathbf{U} + \rho^{-1} \nabla \cdot \mathbf{P} = \mathbf{g}, \quad (12)$$

$$D_t T - \frac{T}{n} \sum_{i=1}^s \frac{\nabla \cdot \mathbf{j}_i}{m_i} + \frac{2}{dn} (\nabla \cdot \mathbf{q} + \mathbf{P} : \nabla \mathbf{U}) = -\zeta T. \quad (13)$$

In Eqs. (11)–(13),

$$n_i = \int d\mathbf{v} f_i(\mathbf{v}) \quad (14)$$

is the number density of species i ,

$$\mathbf{U} = \rho^{-1} \sum_{i=1}^s m_i \int d\mathbf{v} \mathbf{v} f_i(\mathbf{v}) \quad (15)$$

is the mean flow velocity, and

$$T = \frac{1}{dn} \sum_{i=1}^s m_i \int d\mathbf{v} V^2 f_i(\mathbf{v}) \quad (16)$$

is the (global) granular temperature. In addition, $D_t = \partial_t + \mathbf{U} \cdot \nabla$ is the material derivative, $\rho = \sum_i \rho_i = \sum_i m_i n_i$ is the total mass density, and $\mathbf{V} = \mathbf{v} - \mathbf{U}$ is the peculiar velocity. Apart from the granular temperature T , at a kinetic level it is convenient to introduce the partial temperatures T_i for each species; they measure their mean kinetic energies. They are defined as

$$n_i T_i = \frac{m_i}{d} \int d\mathbf{v} V^2 f_i(\mathbf{v}). \quad (17)$$

In the balance equations (11)–(13),

$$\mathbf{j}_i = m_i \int d\mathbf{v} \mathbf{V} f_i(\mathbf{v}), \quad (18)$$

is the mass flux for the species i relative to the local flow, \mathbf{P} is the pressure tensor, and \mathbf{q} is the heat flux. While the mass flux \mathbf{j}_i has only *kinetic* contributions, the pressure tensor and the heat flux have both *kinetic* and *collisional* transfer contributions, i.e., $\mathbf{P} = \mathbf{P}^k + \mathbf{P}^c$ and $\mathbf{q} = \mathbf{q}^k + \mathbf{q}^c$. The kinetic contributions are given as usual by

$$\mathbf{P}^k = \sum_{i=1}^s \int d\mathbf{v} m_i \mathbf{V} \mathbf{V} f_i(\mathbf{v}), \quad (19)$$

$$\mathbf{q}^k = \sum_{i=1}^s \int d\mathbf{v} \frac{1}{2} m_i V^2 \mathbf{V} f_i(\mathbf{v}). \quad (20)$$

The collisional transfer contributions for the pressure tensor and the heat flux can be derived by following similar steps as those made in the Δ -model for monocomponent granular gases.¹⁷ They are given, respectively, by

$$\begin{aligned} \mathbf{P}^c &= \sum_{i,j} \frac{1 + \alpha_{ij}}{2} m_{ij} \sigma_{ij}^d \int d\mathbf{v}_1 \int d\mathbf{v}_2 \int d\hat{\boldsymbol{\sigma}} \Theta(\hat{\boldsymbol{\sigma}} \cdot \mathbf{g}_{12}) \\ &\quad \times (\hat{\boldsymbol{\sigma}} \cdot \mathbf{g}_{12}) \hat{\boldsymbol{\sigma}} \hat{\boldsymbol{\sigma}} \left[(\hat{\boldsymbol{\sigma}} \cdot \mathbf{g}_{12}) + \frac{2\Delta_{ij}}{1 + \alpha_{ij}} \right] \int_0^1 d\lambda \\ &\quad \times f_{ij}[\mathbf{r} - \lambda \boldsymbol{\sigma}_{ij}, \mathbf{v}_1, \mathbf{r} + (1 - \lambda) \boldsymbol{\sigma}_{ij}, \mathbf{v}_2, t], \end{aligned} \quad (21)$$

$$\begin{aligned} \mathbf{q}^c &= \sum_{i,j} \frac{1 + \alpha_{ij}}{8} m_{ij} \sigma_{ij}^d \int d\mathbf{v}_1 \int d\mathbf{v}_2 \int d\hat{\boldsymbol{\sigma}} \Theta(\hat{\boldsymbol{\sigma}} \cdot \mathbf{g}_{12}) \\ &\quad \times (\hat{\boldsymbol{\sigma}} \cdot \mathbf{g}_{12})^2 \hat{\boldsymbol{\sigma}} \left[4(\hat{\boldsymbol{\sigma}} \cdot \mathbf{G}_{ij}) + (\mu_{ji} - \mu_{ij})(1 - \alpha_{ij}) \right. \\ &\quad \times (\hat{\boldsymbol{\sigma}} \cdot \mathbf{g}_{12}) \left. \right] \int_0^1 d\lambda \\ &\quad \times f_{ij}[\mathbf{r} - \lambda \boldsymbol{\sigma}_{ij}, \mathbf{r} + (1 - \lambda) \boldsymbol{\sigma}_{ij}, \mathbf{v}_1, \mathbf{v}_2, t] \\ &\quad - \sum_{i,j} \frac{m_i}{4} \sigma_{ij}^d \Delta_{ij} \int d\mathbf{v}_1 \int d\mathbf{v}_2 \int d\hat{\boldsymbol{\sigma}} \Theta(\hat{\boldsymbol{\sigma}} \cdot \mathbf{g}_{12}) \\ &\quad \times (\hat{\boldsymbol{\sigma}} \cdot \mathbf{g}_{12}) \hat{\boldsymbol{\sigma}} \left[4\mu_{ji}^2 \Delta_{ij} + 4\mu_{ji}^2 \alpha_{ij} (\hat{\boldsymbol{\sigma}} \cdot \mathbf{g}_{12}) \right. \\ &\quad \left. - 4\mu_{ji} (\hat{\boldsymbol{\sigma}} \cdot \mathbf{G}_{ij}) \right] \int_0^1 d\lambda \\ &\quad \times f_{ij}[\mathbf{r} - \lambda \boldsymbol{\sigma}_{ij}, \mathbf{r} + (1 - \lambda) \boldsymbol{\sigma}_{ij}, \mathbf{v}_1, \mathbf{v}_2, t]. \end{aligned} \quad (22)$$

The cooling rate ζ is

$$\begin{aligned} \zeta &= -\frac{2}{dnT} \sum_{i,j} \sigma_{ij}^{d-1} m_{ij} \int d\mathbf{v}_1 \int d\mathbf{v}_2 \int d\hat{\boldsymbol{\sigma}} \Theta(\hat{\boldsymbol{\sigma}} \cdot \mathbf{g}_{12}) \\ &\quad \times (\hat{\boldsymbol{\sigma}} \cdot \mathbf{g}_{12}) \left[\Delta_{ij}^2 + \alpha_{ij} \Delta_{ij} (\hat{\boldsymbol{\sigma}} \cdot \mathbf{g}_{12}) - \frac{1 - \alpha_{ij}^2}{4} (\hat{\boldsymbol{\sigma}} \cdot \mathbf{g}_{12})^2 \right] \\ &\quad \times f_{ij}(\mathbf{r}, \mathbf{v}_1, \mathbf{r} + \boldsymbol{\sigma}_{ij}, \mathbf{v}_2, t). \end{aligned} \quad (23)$$

In Eqs. (21)–(23), $m_{ij} = m_i m_j / (m_i + m_j)$ is the reduced mass, $\mathbf{G}_{ij} = \mu_{ij} \mathbf{V}_1 + \mu_{ji} \mathbf{V}_2$ is the center-of-mass velocity, and f_{ij} is defined as

$$f_{ij}(\mathbf{r}_1, \mathbf{v}_1, \mathbf{r}_2, \mathbf{v}_2) = \chi_{ij}(\mathbf{r}_1, \mathbf{r}_2) f_i(\mathbf{r}_1, \mathbf{v}_1; t) f_j(\mathbf{r}_2, \mathbf{v}_2; t). \quad (24)$$

It is important to remark that, in contrast to the IHS model, the cooling rate (which is due to dissipative collisions) can take negative values. This property allows the granular mixture in the Δ -model to reach a steady temperature in the homogeneous state.

As usual, the balance equations (11)–(13) do not constitute a closed set of hydrodynamic equations for the fields n_i , \mathbf{U} and T . These equations become a closed set once the fluxes \mathbf{j}_i , \mathbf{P} , \mathbf{q} and the cooling rate ζ are expressed in terms of the above hydrodynamic fields and their spatial gradients. To obtain this functional dependence one has to solve the set of Enskog equations (8) by means of the Chapman–Enskog method²⁷ conveniently modified to account for the inelasticity of collisions.

III. CHAPMAN-ENSKOG METHOD

The Chapman–Enskog method²⁷ is applied in this section to solve the Enskog kinetic equation (8) up to first order in spatial gradients. As widely discussed in many textbooks,^{27,32} two stages are present in the relaxation of a molecular gas (elastic collisions) toward equilibrium. In the first stage (*kinetic* regime), the main effect of collisions is to relax the distribution function toward the so-called *local* equilibrium distribution function. During this stage, the system's evolution depends on its initial state. Then, a second, slower stage (the *hydrodynamic* regime) is achieved, in which the system has completely forgotten its initial preparation, and the microscopic state of the gas is described in terms of hydrodynamic fields.

One also expects the existence of the above two stages for granular gases. However, in the kinetic stage, the distribution function generally relaxes toward a time-dependent, nonequilibrium distribution (the homogeneous cooling state in the conventional IHS model) rather than a local equilibrium distribution. A crucial point is that, although the granular temperature T is not conserved (since collisions between particles are inelastic), T can still be considered a slow field, as in conventional fluids. This assumption is clearly supported by the good agreement found between granular hydrodynamics and computer simulations in several non-equilibrium situations.^{37,38} More details on applying the Chapman–Enskog method to granular mixtures can be found in Ref. 37, for example.

Based on the above arguments, in the hydrodynamic regime, the set of Enskog equations (8) admits a *normal* (or hydrodynamic) solution where all the space and time dependence of the distributions f_i only occurs through a functional dependence on the hydrodynamic fields n_i , \mathbf{U} , and T . As usual,²⁷ this functional dependence can be made explicit by assuming small spatial gradients. In this case, $f_i(\mathbf{r}, \mathbf{v}; t)$ can be written as a series expansion in powers of the spatial gradients of the hydrodynamic fields:

$$f_i = f_i^{(0)} + f_i^{(1)} + \dots, \quad (25)$$

where the approximation $f_i^{(k)}$ is of order k in the spatial gradients.

The expansion (25) yields similar expansions for the fluxes and the cooling rate when substituted into Eqs. (18)–(23):

$$\mathbf{j}_i = \mathbf{j}_i^{(0)} + \mathbf{j}_i^{(1)} + \dots, \quad \mathbf{P} = \mathbf{P}^{(0)} + \mathbf{P}^{(1)} + \dots, \quad (26)$$

$$\mathbf{q} = \mathbf{q}^{(0)} + \mathbf{q}^{(1)} + \dots, \quad \zeta = \zeta^{(0)} + \zeta^{(1)} + \dots. \quad (27)$$

Although the partial temperatures T_i are not hydrodynamic quantities, they are also involved in the evaluation of the bulk viscosity^{39–41} and the cooling rate.⁴⁰ Its expansion is

$$T_i = T_i^{(0)} + T_i^{(1)} + \dots \quad (28)$$

Finally, the time derivatives ∂_t must be also expanded as

$$\partial_t = \partial_t^{(0)} + \partial_t^{(1)} + \dots \quad (29)$$

The action of the time derivatives $\partial_t^{(k)}$ on n_i , \mathbf{U} , and T can be obtained from the balance equations (11)–(13) after taking into account the expansions (25)–(27) and collecting terms of the same order in the spatial gradients. Moreover, in the presence of the gravitational field, one has to characterize the magnitude of the force relative to spatial gradients. As for elastic collisions,²⁷ we assume here that \mathbf{g} must be considered to be at least of first order in spatial gradients.

As usual in the Chapman–Enskog method,²⁷ the hydrodynamic fields n_i , \mathbf{U} , and T are defined in terms of the zeroth-order distributions $f_i^{(0)}$:

$$\int d\mathbf{v} (f_i - f_i^{(0)}) = 0, \quad i = 1, \dots, s, \quad (30)$$

$$\sum_{i=1}^s \int d\mathbf{v} \left\{ m_i \mathbf{v}, \frac{m_i}{2} V^2 \right\} (f_i - f_i^{(0)}) = \{\mathbf{0}, 0\}. \quad (31)$$

As a consequence, the remainder distributions of the expansion (25) must obey the orthogonality conditions:

$$\int d\mathbf{v} f_i^{(k)} = 0, \quad (32)$$

and

$$\sum_{i=1}^s \int d\mathbf{v} \left\{ m_i \mathbf{v}, \frac{m_i}{2} V^2 \right\} f_i^{(k)} = \{\mathbf{0}, 0\}, \quad (33)$$

for $k \geq 1$. The identities (33) lead to the constraints

$$\sum_{i=1}^s \mathbf{j}_i^{(k)} = \mathbf{0}, \quad \sum_{i=1}^s n_i T_i^{(k)} = 0, \quad (34)$$

for $k \geq 1$. As expected, the second condition in Eq. (34) prevents that the (global) granular temperature T is affected by the spatial gradients.

A. Zeroth-order approximation

In the absence of spatial gradients, the Enskog equation (8) reads

$$\partial_t^{(0)} f_i^{(0)} = \sum_{j=1}^s J_{ij}^{(0)}[\mathbf{v} | f_i^{(0)}, f_j^{(0)}], \quad (35)$$

where

$$\begin{aligned} J_{ij}^{(0)}[\mathbf{v}_1 | f_i^{(0)}, f_j^{(0)}] &\equiv \sigma_{ij}^{d-1} \chi_{ij} \int d\mathbf{v}_2 \int d\hat{\sigma} \\ &\times \Theta(-\hat{\sigma} \cdot \mathbf{g}_{12} - 2\Delta_{ij})(-\hat{\sigma} \cdot \mathbf{g}_{12} - 2\Delta_{ij}) \alpha_{ij}^{-2} f_i^{(0)}(\mathbf{v}_1'') \\ &\times f_j^{(0)}(\mathbf{v}_2'') - \sigma_{ij}^{d-1} \chi_{ij} \int d\mathbf{v}_2 \int d\hat{\sigma} \Theta(\hat{\sigma} \cdot \mathbf{g}_{12}) \\ &(\hat{\sigma} \cdot \mathbf{g}_{12}) f_i^{(0)}(\mathbf{v}_1) f_j^{(0)}(\mathbf{v}_2). \end{aligned} \quad (36)$$

The balance equations to this order give

$$\partial_t^{(0)} n_i = \partial_t^{(0)} U_\lambda = 0, \quad T^{-1} \partial_t^{(0)} T = -\zeta^{(0)}. \quad (37)$$

Here, the cooling rate $\zeta^{(0)}$ is determined by Eq. (23) to zeroth order. After performing the angular integrals, $\zeta^{(0)}$ can be written as

$$\begin{aligned} \zeta^{(0)} = & -\frac{2\pi^{\frac{d-1}{2}}}{dnT} \sum_{i=1}^s \sum_{j=1}^s \sigma_{ij}^{d-1} m_{ij} \chi_{ij} \int d\mathbf{v}_1 \int d\mathbf{v}_2 \\ & \times \left[\frac{\Delta_{ij}^2}{\Gamma\left(\frac{d+1}{2}\right)} g_{12} + \frac{\sqrt{\pi}}{d\Gamma\left(\frac{d}{2}\right)} g_{12}^2 \alpha_{ij} \Delta_{ij} \right. \\ & \left. - \frac{1 - \alpha_{ij}^2}{4} \frac{g_{12}^3}{\Gamma\left(\frac{d+3}{2}\right)} \right] f_i^{(0)}(\mathbf{v}_1) f_j^{(0)}(\mathbf{v}_2). \end{aligned} \quad (38)$$

Upon obtaining Eq. (38) use has been of the result⁴²

$$B_k \equiv \int d\hat{\sigma} \Theta(\hat{\sigma} \cdot \mathbf{g}_{12}) (\hat{\sigma} \cdot \hat{\mathbf{g}}_{12})^k = \pi^{\frac{d-2}{2}} \frac{\Gamma\left(\frac{k+1}{2}\right)}{\Gamma\left(\frac{k+d}{2}\right)}, \quad (39)$$

for positive integers k . Here, $\hat{\mathbf{g}}_{12} = \mathbf{g}_{12}/g_{12}$.

The time evolution equation for the partial temperatures $T_i^{(0)}$ can be easily derived from Eq. (35) and the definition (17):

$$\partial_t^{(0)} \ln T_i^{(0)} = -\zeta_i^{(0)}, \quad (40)$$

where the partial cooling rates $\zeta_i^{(0)}$ are given by

$$\zeta_i^{(0)} = -\frac{1}{dn_i T_i^{(0)}} \sum_{j=1}^s \int d\mathbf{v} m_i v^2 J_{ij}^{(0)} [f_i^{(0)}, f_j^{(0)}]. \quad (41)$$

The relationship between the cooling rates $\zeta^{(0)}$ and $\zeta_i^{(0)}$ is

$$\zeta^{(0)} = \sum_{i=1}^s x_i \gamma_i \zeta_i^{(0)}, \quad (42)$$

where $x_i = n_i/n$ and $\gamma_i = T_i^{(0)}/T$ are the concentration (or mole fraction) and temperature ratio of species i , respectively. Combining Eqs. (37) and (40) one gets the time evolution of the temperature ratio $\gamma_i(t) = T_i^{(0)}(t)/T(t)$ as

$$\partial_t^{(0)} \ln \gamma_i = \zeta^{(0)} - \zeta_i^{(0)}. \quad (43)$$

According to Eq. (37), the Enskog equation (35) can be rewritten as

$$-\zeta^{(0)} T \frac{\partial f_i^{(0)}}{\partial T} = \sum_{j=1}^s J_{ij}^{(0)} [\mathbf{v} | f_i^{(0)}, f_j^{(0)}]. \quad (44)$$

As for the conventional IHS model, the exact solution to Eq. (44) is not known to date. However, in the hydrodynamic regime, dimensional analysis and symmetry

considerations yield the scaled solution

$$f_i^{(0)}(\mathbf{V}; t) = n_i v_{\text{th}}(t)^{-d} \varphi_i(\mathbf{c}; \Delta_{\ell j}^*), \quad \ell, j = 1, \dots, s, \quad (45)$$

where $\mathbf{c} = \mathbf{V}/v_{\text{th}}$ and $v_{\text{th}}(t) = \sqrt{2T(t)/\bar{m}}$ is a thermal velocity of the mixture defined in terms of the granular temperature $T(t)$. In addition, $\Delta_{\ell j}^* = \Delta_{ij}/v_{\text{th}}$ and $\bar{m} = \sum_i m_i/s$ is the average mass. It is important to remark that the consistency of the scaled solution (45) has been confirmed by computer simulations performed for the Δ -model for monocomponent^{12,13} and multicomponent²⁶ granular gases. The Enskog equation for the scaled distributions $\varphi_i(\mathbf{c})$ can be easily obtained from Eq. (45) as

$$\frac{1}{2} \zeta_0^* \left(\frac{\partial}{\partial \mathbf{c}} \cdot (\mathbf{c} \varphi_i) + \sum_{\ell, j=1}^s \Delta_{\ell j}^* \frac{\partial \varphi_i}{\partial \Delta_{\ell j}^*} \right) = \sum_{j=1}^s J_{ij}^{(0)*} [\mathbf{c} | \varphi_i, \varphi_j], \quad (46)$$

where $\zeta_0^* = \zeta^{(0)}/\nu$, $J_{ij}^{(0)*} = v_{\text{th}}^d J_{ij}^{(0)}/(n_i \nu)$, $\nu = n \bar{\sigma}^{d-1} v_{\text{th}}$ is an effective collision frequency, and $\bar{\sigma} = \sum_i \sigma_i/s$.

Since in this approximation the distribution functions $f_i^{(0)}$ are isotropic in velocity space, then $\mathbf{j}_i^{(0)} = \mathbf{q}^{(0)} = \mathbf{0}$ and $P_{\lambda\beta}^{(0)} = p \delta_{\lambda\beta}$. The hydrostatic pressure $p = n T p^*$, where

$$\begin{aligned} p^* = & 1 + \frac{\pi^{d/2}}{d\Gamma\left(\frac{d}{2}\right)} \sum_{i,j} \mu_{ji} n \sigma_{ij}^d \chi_{ij} x_i x_j \left[(1 + \alpha_{ij}) \gamma_i \right. \\ & + \frac{2}{\sqrt{\pi}} \frac{\Gamma\left(\frac{d}{2}\right)}{\Gamma\left(\frac{d+1}{2}\right)} \frac{m_i}{\bar{m}} \Delta_{ij}^* \int d\mathbf{c}_1 \int d\mathbf{c}_2 g_{12}^* \\ & \left. \times \varphi_i(\mathbf{c}_1) \varphi_j(\mathbf{c}_2) \right]. \end{aligned} \quad (47)$$

1. Steady solution: Maxwellian approximation

An interesting particular case corresponds to the steady state solution to Eq. (44). In this situation, $\partial_t^{(0)} T = \partial_t^{(0)} T_i^{(0)} = 0$ and hence, according to Eqs. (37) and (40), the cooling rates vanish:

$$\zeta^{(0)} = \zeta_1^{(0)} = \dots = \zeta_s^{(0)} = 0. \quad (48)$$

A good estimate of the zeroth-order contributions to the cooling rates and the hydrostatic pressure can be obtained by assuming Maxwellian distributions $f_{i,M}(\mathbf{V})$ for the distributions $f_i^{(0)}(\mathbf{V})$:

$$f_{i,M}(\mathbf{V}) = n_i \left(\frac{m_i}{2\pi T_i^{(0)}} \right)^{d/2} \exp \left(-\frac{m_i V^2}{2T_i^{(0)}} \right). \quad (49)$$

In this approximation, the (dimensionless) cooling rate $\zeta_0^* = \zeta^{(0)}/\nu = \sum_i x_i \gamma_i \zeta_i^*$ where the (dimensionless) partial cooling rates $\zeta_i^* = \zeta_i^{(0)}/\nu$ are given by²⁶

$$\begin{aligned}\zeta_i^* &= \frac{4\pi^{(d-1)/2}}{d\Gamma\left(\frac{d}{2}\right)} \sum_{j=1}^s x_j \chi_{ij} \left(\frac{\sigma_{ij}}{\bar{\sigma}}\right)^{d-1} \mu_{ji}(1+\alpha_{ij})\theta_i^{-1/2}(1+\theta_{ij})^{1/2} \left[1 - \frac{1}{2}\mu_{ji}(1+\alpha_{ij})(1+\theta_{ij})\right] \\ &\quad - \frac{4\pi^{d/2}}{d\Gamma\left(\frac{d}{2}\right)} \sum_{j=1}^s x_j \chi_{ij} \left(\frac{\sigma_{ij}}{\bar{\sigma}}\right)^{d-1} \mu_{ji}\Delta_{ij}^* \left[\frac{2\mu_{ji}\Delta_{ij}^*}{\sqrt{\pi}}\theta_i^{1/2}(1+\theta_{ij})^{1/2} - 1 + \mu_{ji}(1+\alpha_{ij})(1+\theta_{ij})\right].\end{aligned}\quad (50)$$

Here, $\theta_{ij} = m_i T_j^{(0)} / m_j T_i^{(0)}$ gives the ratio between the mean-square velocity of the particles of the species j relative to that of the particles of the species i . The (reduced) pressure p^* can be finally written as

$$\begin{aligned}p^* &= 1 + \frac{\pi^{d/2}}{d\Gamma\left(\frac{d}{2}\right)} \sum_{i,j} \mu_{ji} n \sigma_{ij}^d \chi_{ij} x_i x_j \left[(1+\alpha_{ij})\gamma_i \right. \\ &\quad \left. + \frac{2}{\sqrt{\pi}} \frac{m_i}{m} \Delta_{ij}^* \left(\frac{\theta_i + \theta_j}{\theta_i \theta_j}\right)^{1/2} \right],\end{aligned}\quad (51)$$

where $\theta_i = m_i / (\bar{m}\gamma_i)$.

The theoretical predictions of the dependence of the temperature ratio $T_1^{(0)} / T_2^{(0)}$ on the parameter space of a binary granular mixture has been recently²⁶ compared against computer simulations. Since the comparison

shows in general a quite good agreement, one can conclude that the estimate (50) is quite reliable for not quite strong values of inelasticity and/or for moderate densities.

IV. FIRST-ORDER APPROXIMATION. MASS FLUX AND PRESSURE TENSOR

The implementation of the Chapman–Enskog method to first order in the spatial gradients follows similar steps as those made in the conventional IHS model for dense granular mixtures^{43,44} and more recently in the Δ -model for dilute granular mixtures.^{26,28} Some mathematical details are provided in the Appendix A and only the final results for the integral equations verifying the kinetic transport coefficients are displayed in this section.

As expected, the first-order velocity distribution function $f_i^{(1)}(\mathbf{r}, \mathbf{v}; t)$ is given by

$$\begin{aligned}f_i^{(1)}(\mathbf{V}) &= \mathcal{A}_i(\mathbf{V}) \cdot \nabla \ln T + \sum_{j=1}^s \mathcal{B}_{ij}(\mathbf{V}) \cdot \nabla \ln n_j + \mathcal{C}_{i,\lambda\beta}(\mathbf{V}) \frac{1}{2} \left(\partial_\beta U_\lambda + \partial_\lambda U_\beta - \frac{2}{d} \delta_{\lambda\beta} \nabla \cdot \mathbf{U} \right) \\ &\quad + \mathcal{D}_i(\mathbf{V}) \nabla \cdot \mathbf{U},\end{aligned}\quad (52)$$

where Einstein summation convention over repeated Greek indices is assumed in this paper. The unknowns \mathcal{A}_i , \mathcal{B}_{ij} , $\mathcal{C}_{i,\lambda\beta}$, and \mathcal{D}_i are the solutions of the following set of coupled linear integral equations:

$$-\zeta^{(0)} T \frac{\partial \mathcal{A}_i}{\partial T} - \frac{1}{2} \zeta^{(0)} \left(1 - \Delta^* \frac{\partial \ln \zeta_0^*}{\partial \Delta^*} \right) \mathcal{A}_i - \sum_{j=1}^s \left(J_{ij}^{(0)} [\mathcal{A}_i, f_j^{(0)}] + J_{ij}^{(0)} [f_i^{(0)}, \mathcal{A}_j] \right) = \mathbf{A}_i, \quad (53)$$

$$-\zeta^{(0)} T \frac{\partial \mathcal{B}_{ij}}{\partial T} - \sum_{\ell=1}^s \left(J_{i\ell}^{(0)} [\mathcal{B}_{ij}, f_\ell^{(0)}] + J_{i\ell}^{(0)} [f_i^{(0)}, \mathcal{B}_{\ell j}] \right) = \mathbf{B}_{ij} + n_j \frac{\partial \zeta^{(0)}}{\partial n_j} \mathcal{A}_i, \quad (54)$$

$$-\zeta^{(0)} T \frac{\partial \mathcal{C}_{i,\lambda\beta}}{\partial T} - \sum_{j=1}^s \left(J_{ij}^{(0)} [\mathcal{C}_{i,\lambda\beta}, f_j^{(0)}] + J_{ij}^{(0)} [f_i^{(0)}, \mathcal{C}_{j,\lambda\beta}] \right) = C_{i,\lambda\beta}, \quad (55)$$

$$-\zeta^{(0)} T \frac{\partial \mathcal{D}_i}{\partial T} - \zeta^{(1,1)} T \frac{\partial f_i^{(0)}}{\partial T} - \sum_{j=1}^s \left(J_{ij}^{(0)} [\mathcal{D}_i, f_j^{(0)}] + J_{ij}^{(0)} [f_i^{(0)}, \mathcal{D}_j] \right) = D'_i, \quad (56)$$

where the quantities \mathbf{A}_i , \mathbf{B}_{ij} , $C_{i,\lambda\beta}$, and D'_i are defined in terms of the zeroth-order distributions $f_i^{(0)}$. Their

explicit forms are provided in the Appendix A. The first-order contribution to the cooling rate $\zeta^{(1,1)}$ is given in

terms of the unknown \mathcal{D}_i and is defined in Eq. (A15). Moreover, in Eq. (53) we have introduced the shorthand notation

$$\Delta^* \frac{\partial X}{\partial \Delta^*} \equiv \sum_{i=1}^s \sum_{j=1}^s \Delta_{ij}^* \frac{\partial X}{\partial \Delta_{ij}^*}. \quad (57)$$

In the particular case $\Delta_{ij}^* = \Delta^*$, only one of the $s(s+1)/2$ terms of the identity (57) must be considered. In the low-density limit ($n_i \sigma_i^d \rightarrow 0$), Eqs. (53)–(56) are consistent with those obtained in Ref. 28 from the Boltzmann kinetic equation.

As mentioned in Sec. I, although the solution to Eqs. (53)–(56) allows us to obtain the complete set of Navier–Stokes transport coefficients of the mixture, in this paper we will focus on the explicit determination of the diffusion transport coefficients and the shear and bulk viscosities. This will be carried out in Sec. V.

A. Diffusion transport coefficients

The constitutive equation for the mass flux $\mathbf{j}_i^{(1)}$ to first order in spatial gradients can be written using simple symmetry arguments. As for the IHS model,^{37,43} the mass flux is given by

$$\mathbf{j}_i^{(1)} = - \sum_{j=1}^s \frac{m_i m_j n_j}{\rho} D_{ij} \nabla \ln n_j - \rho D_i^T \nabla \ln T. \quad (58)$$

According to the constraint (34), $\sum_{i=1}^s \mathbf{j}_i^{(1)} = \mathbf{0}$. In Eq. (58), D_{ij} are the mutual diffusion coefficients and D_i^T are the thermal diffusion coefficients. The mass flux has only kinetic contributions. The transport coefficients D_i^T and D_{ij} can be easily expressed in terms of the solutions of the integral equations (53) and (54), respectively. Since the first-order contribution to mass flux is defined as

$$\mathbf{j}_i^{(1)} = \int d\mathbf{v} m_i \mathbf{V} f_i^{(1)}(\mathbf{V}), \quad (59)$$

then the diffusion transport coefficients can be identified as

$$D_i^T = - \frac{m_i}{d\rho} \int d\mathbf{v} \mathbf{V} \cdot \mathcal{A}_i(\mathbf{V}), \quad (60)$$

$$D_{ij} = - \frac{\rho}{dm_j n_j} \int d\mathbf{v} \mathbf{V} \cdot \mathcal{B}_{ij}(\mathbf{V}). \quad (61)$$

B. Pressure tensor

The constitutive equation for the first-order contribution $\mathbf{P}^{(1)}$ to the pressure tensor is^{37,43}

$$P_{\lambda\beta}^{(1)} = -\eta \left(\partial_\lambda U_\beta + \partial_\beta U_\lambda - \frac{2}{d} \delta_{\lambda\beta} \nabla \cdot \mathbf{U} \right) - \delta_{\lambda\beta} \eta_b \nabla \cdot \mathbf{U}, \quad (62)$$

where η and η_b are the shear and bulk viscosity coefficients, respectively. While η has kinetic and collisional contributions, η_b has only collisional contributions. As in the case of the diffusion transport coefficients, since

$$P_{\lambda\beta}^{k(1)} = \sum_{i=1}^s \int d\mathbf{v} m_i V_\lambda V_\beta f_i^{(1)}(\mathbf{V}), \quad (63)$$

then the kinetic contribution η_k to the shear viscosity η can be written as

$$\eta_k = \sum_{i=1}^s \eta_i^k, \quad (64)$$

where the partial kinetic coefficients η_i^k are defined as

$$\eta_i^k = - \frac{1}{(d+2)(d-1)} \int d\mathbf{v} R_{i,\lambda\beta}(\mathbf{V}) \mathcal{C}_{i,\lambda\beta}(\mathbf{V}). \quad (65)$$

In Eq. (65) we have introduced the polynomial

$$R_{i,\lambda\beta}(\mathbf{V}) = m_i \left(V_\lambda V_\beta - \frac{1}{d} V^2 \delta_{\lambda\beta} \right). \quad (66)$$

Note that upon writing Eq. (65) we have accounted for that $\mathcal{C}_{i,\lambda\beta}(\mathbf{V})$ is a traceless tensor.

The collisional contributions to the pressure tensor $P_{\lambda\beta}^{(1)}$ have been worked out in the Appendix B. From these contributions one can identify the collisional contribution η_c to η and the bulk viscosity coefficient η_b . The coefficient η_b can be written as

$$\eta_b = \eta_b^{(\text{I})} + \eta_b^{(\text{II})}, \quad (67)$$

where

$$\eta_b^{(\text{I})} = \frac{\pi^{d/2}}{d^2 \Gamma(\frac{d}{2})} \sum_{i=1}^s \sum_{j=1}^s n_i n_j \sigma_{ij}^{d+1} \chi_{ij} m_{ij} v_{\text{th}} \left[\frac{(d+1)}{2\sqrt{\pi}} \frac{\Gamma(\frac{d}{2})}{\Gamma(\frac{d+3}{2})} (1 + \alpha_{ij}) I'_{\eta_b} + \Delta_{ij}^* \right], \quad (68)$$

$$\eta_b^{(\text{II})} = - \frac{\pi^{d/2}}{d \Gamma(\frac{d}{2})} \sum_{i=1}^s \sum_{j=1}^s n_i n_j \sigma_{ij}^d \chi_{ij} \mu_{ji} \left[1 + \alpha_{ij} + \frac{4\theta_i}{\sqrt{\pi}} \frac{\Gamma(\frac{d}{2})}{\Gamma(\frac{d+1}{2})} I''_{\eta_b} \Delta_{ij}^* \right] \varpi_i. \quad (69)$$

Here, I'_{η_b} and I''_{η_b} are the dimensionless integrals

$$I'_{\eta_b} = \int d\mathbf{c}_1 \int d\mathbf{c}_2 g_{12}^* \varphi_i(\mathbf{c}_1) \varphi_j(\mathbf{c}_2) \quad (70)$$

and

$$I''_{\eta_b} = \int d\mathbf{c}_1 \int d\mathbf{c}_2 g_{12}^* \left(\theta_i c_1^2 - \frac{d}{2} \right) \varphi_{i,M}(\mathbf{c}_1) \varphi_j(\mathbf{c}_2), \quad (71)$$

where $g_{12}^* = g_{12}/v_{\text{th}}$ and the coefficients ϖ_i define the first-order contributions $T_i^{(1)}$ to the partial

temperatures⁴⁰ as $T_i^{(1)} = \varpi_i \nabla \cdot \mathbf{U}$.

The collisional shear viscosity coefficient η_c is

$$\eta_c = \frac{2\pi^{d/2}}{d\Gamma(\frac{d}{2})} \sum_{i=1}^s \sum_{j=1}^s n_j \sigma_{ij}^d \chi_{ij} \left[\frac{\mu_{ji}}{(d+2)} (1 + \alpha_{ij}) + \frac{4d}{\sqrt{\pi}(d+1)} \frac{\Gamma(\frac{d}{2})}{\Gamma(\frac{d+1}{2})} \frac{m_{ij} m_i}{\bar{m}^2} \frac{I_{\eta_c}}{\gamma_i^2} \left(\frac{\theta_j}{\theta_i + \theta_j} \right)^2 \Delta_{ij}^* \right] \eta_i^k + \frac{d}{d+2} \eta_b^{(1)}, \quad (72)$$

where the dimensionless integral I_{η_c} is

$$I_{\eta_c} = \int d\mathbf{c}_1 \int d\mathbf{c}_2 g_{12}^{*-1} g_{12,x}^{*2} g_{12,y}^{*2} \varphi_{i,M}(\mathbf{c}_1) \varphi_{j,M}(\mathbf{c}_2). \quad (73)$$

Here,

$$\varphi_{i,M}(\mathbf{c}) = \pi^{-d/2} \theta_i^{d/2} e^{-\theta_i c^2} \quad (74)$$

is the Maxwellian approximation to the scaled distribution $\varphi_i(\mathbf{c})$ of the species i .

In the limit of mechanically equivalent particles ($m_i = m$, $\sigma_i = \sigma$, and $\alpha_{ij} = \alpha$), $\gamma_i = 1$, $\varpi_i = 0$, and Eqs. (67)–(73) agree with previous results¹⁷ derived from the Enskog equation for monocomponent granular gases. In addition, when $\Delta_{ij}^* = 0$, the results are consistent with those obtained in the conventional IHS model.^{43,44}

C. Steady state conditions

As is the case with dilute granular mixtures,²⁸ determining the kinetic contributions to the diffusion transport coefficients and shear viscosity requires numerically solving first-order differential equations in the dimensionless parameters Δ_{ij}^* . Years ago, this type of study was carried out within the Δ -model for a monocomponent dilute granular gas.¹⁵ However, the goal of the present work is to obtain simple analytical expressions for the transport coefficients. Thus, the relevant state of a two-dimensional, confined granular mixture with a stationary temperature is considered. In this case, the constraints (48) apply and hence, the integral equations (53)–(55) associated with the transport coefficients D_i^T , D_{ij} , and η , respectively, reduce to

$$\frac{1}{2} \nu \Delta^* \frac{\partial \zeta_0^*}{\partial \Delta^*} \mathcal{A}_i - \sum_{j=1}^s \left(J_{ij}^{(0)} [\mathcal{A}_i, f_j^{(0)}] + J_{ij}^{(0)} [f_i^{(0)}, \mathcal{A}_j] \right) = \mathbf{A}_i, \quad (75)$$

$$- \sum_{\ell=1}^s \left(J_{i\ell}^{(0)} [\mathcal{B}_{ij}, f_\ell^{(0)}] + J_{i\ell}^{(0)} [f_i^{(0)}, \mathcal{B}_{\ell j}] \right) = \mathbf{B}_{ij} + n_j \frac{\partial \zeta^{(0)}}{\partial n_j} \mathcal{A}_i, \quad (76)$$

$$- \sum_{j=1}^s \left(J_{ij}^{(0)} [\mathcal{C}_{i,\lambda\beta}, f_j^{(0)}] + J_{ij}^{(0)} [f_i^{(0)}, \mathcal{C}_{j,\lambda\beta}] \right) = \mathcal{C}_{i,\lambda\beta}. \quad (77)$$

V. SONINE POLYNOMIAL APPROXIMATION

As usual, obtaining the explicit forms of the kinetic transport coefficients requires resorting to the leading terms in a Sonine polynomial expansion of the unknowns \mathcal{A}_i , \mathcal{B}_{ij} , $\mathcal{C}_{i,\lambda\beta}$, and \mathcal{D}_i . Additionally, to obtain the collision contributions to the shear and bulk viscosities, the integrals I_{η_c} , I'_{η_b} and I''_{η_b} and the first-order contributions ϖ_i to the partial temperatures T_i must be estimated. However, since determining the coefficients ϖ_i is a quite difficult task that is beyond the goal of this paper, we will neglect the contribution of ϖ_i to η_b and hence $\eta_b \simeq \eta_b^{(1)}$. This approximation is justified, as previous results obtained for the IHS model⁴⁰ have shown that the influence of the coefficients ϖ_i on η_b is in general quite small. We expect this feature to be present in the Δ -model as well.

To estimate the integral I'_{η_b} appearing in the expression of $\eta_b^{(1)}$, one takes the Maxwellian approximation (74) to the scaled distributions $\varphi_i(\mathbf{c})$. This integral can be performed by the change of variables $\mathbf{g}_{12}^* = \mathbf{c}_1 - \mathbf{c}_2$ and $\bar{\mathbf{G}}_{12}^* = \theta_i \mathbf{c}_1 + \theta_j \mathbf{c}_2$, where the Jacobian is $(\theta_i + \theta_j)^{-d}$. The result in the two-dimensional case ($d = 2$) is

$$I'_{\eta_b} = \frac{\sqrt{\pi}}{2} \left(\frac{\theta_i + \theta_j}{\theta_i \theta_j} \right)^{1/2}, \quad (78)$$

while the integral I_{η_c} appearing in the expression of η_c for $d = 2$ is

$$I_{\eta_c} = \frac{3}{32} \sqrt{\pi} \left(\frac{\theta_i + \theta_j}{\theta_i \theta_j} \right)^{3/2}. \quad (79)$$

With these expressions, $\eta_b^{(1)}$ and η_c for $d = 2$ are given, respectively, by

$$\eta_b^{(1)} = \frac{\sqrt{\pi}}{4} \sum_{i=1}^s \sum_{j=1}^s n_i n_j \sigma_{ij}^3 \chi_{ij} m_{ij} v_{\text{th}} \left[\left(\frac{\theta_i + \theta_j}{\theta_i \theta_j} \right)^{1/2} \times (1 + \alpha_{ij}) + \sqrt{\pi} \Delta_{ij}^* \right], \quad (80)$$

$$\eta_c = \frac{\pi}{4} \sum_{i=1}^s \sum_{j=1}^s n_j \sigma_{ij}^2 \chi_{ij} \left[\mu_{ji} (1 + \alpha_{ij}) + \frac{2}{\sqrt{\pi}} \frac{m_{ij} m_i}{\bar{m}^2 \gamma_i^2} \times \left(\frac{\theta_j}{\theta_i^3 (\theta_i + \theta_j)} \right)^{1/2} \Delta_{ij}^* \right] \eta_i^k + \frac{1}{2} \eta_b^{(1)}. \quad (81)$$

Equations (80) and (81) agree with the results derived in Ref. 17 for mechanically equivalent particles and those obtained in the conventional IHS model.^{43,44}

A. Diffusion transport coefficients

As mentioned before, the diffusion transport coefficients D_i^T and D_{ij} have only kinetic contributions. They are defined by Eqs. (60) and (61), respectively. To estimate them, as usual, we consider the lowest Sonine approximations for \mathcal{A}_i and \mathcal{B}_{ij} . Since they are vectorial quantities, then their leading order Sonine polynomial is

proportional to \mathbf{V} , namely,

$$\mathcal{A}_i(\mathbf{V}) \rightarrow -\frac{\rho}{n_i T_i^{(0)}} D_i^T f_{i,M}(\mathbf{V}) \mathbf{V}, \quad (82)$$

$$\mathcal{B}_{ij}(\mathbf{V}) \rightarrow -\frac{m_i \rho_j}{\rho n_i T_i^{(0)}} D_{ij} f_{i,M}(\mathbf{V}) \mathbf{V}, \quad (83)$$

where $f_{i,M}(\mathbf{V})$ is defined by Eq. (49). Multiplication of Eqs. (75) and (76) by $m_i \mathbf{V}$ and integration over velocity leads to the algebraic equations obeying the diffusion transport coefficients. They are given by

$$\begin{aligned} \sum_{j=1}^s \left(\nu_{ij} + \frac{1}{2} \nu \Delta^* \frac{\partial \zeta_0^*}{\partial \Delta^*} \delta_{ij} \right) D_j^T &= -\frac{p \rho_i}{\rho^2} \left(1 - \frac{1}{2} \Delta^* \frac{\partial \ln p^*}{\partial \Delta^*} \right) + \frac{n_i T_i^{(0)}}{\rho} \left(1 - \frac{1}{2} \Delta^* \frac{\partial \ln \gamma_i}{\partial \Delta^*} \right) \\ &+ \frac{\pi^{d/2}}{d \Gamma(\frac{d}{2})} \frac{n_i T}{\rho} \sum_{j=1}^s n_j \sigma_{ij}^d \chi_{ij} \left[(1 + \alpha_{ij}) \mu_{ij} \gamma_j + \frac{2}{\sqrt{\pi}} \frac{m_{ij}}{\bar{m}} \left(\frac{\theta_i}{\theta_j(\theta_i + \theta_j)} \right)^{1/2} \Delta_{ij}^* \right] \\ &\times \left(1 - \frac{1}{2} \Delta^* \frac{\partial \ln \gamma_j}{\partial \Delta^*} \right), \end{aligned} \quad (84)$$

$$\begin{aligned} \sum_{\ell=1}^s \nu_{i\ell} m_\ell D_{\ell j} &= \frac{\rho^2}{m_j} \frac{\partial \zeta^{(0)}}{\partial n_j} D_i^T + \frac{\rho T}{m_j} \left(\gamma_i \delta_{ij} + n_i \frac{\partial \gamma_i}{\partial n_j} \right) - \frac{\rho_i}{m_j} \frac{\partial p}{\partial n_j} \\ &+ \frac{\pi^{d/2}}{d \Gamma(\frac{d}{2})} \frac{\rho T \rho_i}{m_j} \sum_{\ell=1}^s \sigma_{i\ell}^d \chi_{i\ell} \mu_{\ell i} \left\{ \left[(1 + \alpha_{i\ell}) \left(\frac{\gamma_i}{m_i} + \frac{\gamma_\ell}{m_\ell} \right) + \frac{4}{\sqrt{\pi}} \frac{\Delta_{i\ell}^*}{\bar{m}} \left(\frac{\theta_i + \theta_\ell}{\theta_i \theta_\ell} \right)^{1/2} \right] \left[\delta_{j\ell} + \frac{1}{2} \frac{n_\ell}{n_j} \right. \right. \\ &\times \left. \left. \left(n_j \frac{\partial \ln \chi_{i\ell}}{\partial n_j} + I_{i\ell j} \right) \right] + n_\ell \frac{\partial \gamma_\ell}{\partial n_j} \left[\frac{1 + \alpha_{i\ell}}{m_\ell} + \frac{2}{\sqrt{\pi}} \frac{\Delta_{i\ell}^*}{\bar{m} \gamma_\ell} \left(\frac{\theta_i}{\theta_\ell(\theta_i + \theta_\ell)} \right)^{1/2} \right] \right\}. \end{aligned} \quad (85)$$

In Eqs. (84) and (85), the quantities $I_{i\ell j}$ are provided in the Appendix D for a granular binary mixture ($s = 2$). Moreover, we have introduced the collision frequencies

$$\nu_{ii} = -\frac{1}{dn_i T_i^{(0)}} \sum_{j \neq i}^s \int d\mathbf{v} m_i \mathbf{V} \cdot J_{ij}^{(0)}[f_{i,M} \mathbf{V}, f_j^{(0)}], \quad (86)$$

$$\nu_{ij} = -\frac{1}{dn_j T_j^{(0)}} \int d\mathbf{v} m_i \mathbf{V} \cdot J_{ij}^{(0)}[f_i^{(0)}, f_{j,M} \mathbf{V}], \quad i \neq j. \quad (87)$$

Upon obtaining Eqs. (84) and (85), use has been made of the results

$$\begin{aligned} \int d\mathbf{V} m_i \mathbf{V} \cdot \mathcal{K}_{ij} \left[T \frac{\partial f_j^{(0)}}{\partial T} \right] &= \frac{\pi^{d/2}}{\Gamma(\frac{d}{2})} n_i n_j \sigma_{ij}^d \chi_{ij} T \left[(1 + \alpha_{ij}) \mu_{ij} \gamma_j + \frac{2}{\sqrt{\pi}} \frac{m_{ij}}{\bar{m}} \left(\frac{\theta_i}{\theta_j(\theta_i + \theta_j)} \right)^{1/2} \Delta_{ij}^* \right] \\ &\times \left(1 - \frac{1}{2} \Delta^* \frac{\partial \ln \gamma_j}{\partial \Delta^*} \right), \end{aligned} \quad (88)$$

$$\int d\mathbf{V} m_i \mathbf{V} \cdot \mathcal{K}_{ij} [f_j^{(0)}] = \frac{\pi^{d/2}}{\Gamma(\frac{d}{2})} n_i n_j \sigma_{ij}^d \chi_{ij} m_{ij} T \left[(1 + \alpha_{ij}) \left(\frac{\gamma_i}{m_i} + \frac{\gamma_j}{m_j} \right) + \frac{4}{\sqrt{\pi}} \frac{\Delta_{ij}^*}{\bar{m}} \left(\frac{\theta_i + \theta_j}{\theta_i \theta_j} \right)^{1/2} \right], \quad (89)$$

$$\int d\mathbf{V} m_i \mathbf{V} \cdot \boldsymbol{\kappa}_{i\ell} \left[n_j \frac{\partial f_\ell^{(0)}}{\partial n_j} \right] = \frac{\pi^{d/2}}{\Gamma(\frac{d}{2})} n_i n_j \sigma_{i\ell}^d \chi_{i\ell} m_i T \left\{ \delta_{j\ell} \left[(1 + \alpha_{i\ell}) \left(\frac{\gamma_i}{m_i} + \frac{\gamma_\ell}{m_\ell} \right) + \frac{4}{\sqrt{\pi}} \frac{\Delta_{i\ell}^*}{\bar{m}} \left(\frac{\theta_i + \theta_\ell}{\theta_i \theta_\ell} \right)^{1/2} \right] \right. \\ \left. + n_\ell \frac{\partial \gamma_\ell}{\partial n_j} \left[\frac{(1 + \alpha_{i\ell})}{m_\ell} + \frac{2}{\sqrt{\pi}} \frac{\Delta_{i\ell}^*}{\bar{m} \gamma_\ell} \left(\frac{\theta_i}{\theta_\ell (\theta_i + \theta_\ell)} \right)^{1/2} \right] \right\}. \quad (90)$$

As in the case of I'_{η_b} , the collision integrals (88)–(90) have been evaluated by approaching $f_i^{(0)}(\mathbf{V})$ by its Maxwellian form $f_{i,M}(\mathbf{V})$ and by following similar steps as those made for the conventional IHS model.^{37,44} In the Maxwellian approximation, one may use the identity

$$T \frac{\partial f_{j,M}}{\partial T} = -\frac{1}{2} \frac{\partial}{\partial \mathbf{V}} \cdot (\mathbf{V} f_{j,M}) \left(1 - \frac{1}{2} \Delta^* \frac{\partial \ln \gamma_j}{\partial \Delta^*} \right). \quad (91)$$

Similarly, explicit expressions of ν_{ii} and ν_{ij} can be obtained by replacing $f_i^{(0)} \rightarrow f_{i,M}$. They are given by

$$\nu_{ii} = \frac{2\pi^{(d-1)/2}}{d\Gamma(\frac{d}{2})} v_{th} \sum_{j \neq i}^s n_j \sigma_{ij}^{d-1} \chi_{ij} \mu_{ji} \left[\left(\frac{\theta_i + \theta_j}{\theta_i \theta_j} \right)^{1/2} \right. \\ \left. \times (1 + \alpha_{ij}) + \sqrt{\pi} \Delta_{ij}^* \right], \quad (92)$$

$$\nu_{ij} = -\frac{2\pi^{(d-1)/2}}{d\Gamma(\frac{d}{2})} v_{th} n_i \sigma_{ij}^{d-1} \chi_{ij} \mu_{ij} \left[\left(\frac{\theta_i + \theta_j}{\theta_i \theta_j} \right)^{1/2} \right. \\ \left. \times (1 + \alpha_{ij}) + \sqrt{\pi} \Delta_{ij}^* \right], \quad i \neq j. \quad (93)$$

When $\Delta_{ij}^* = 0$, Eqs. (88)–(93) agree with previous expressions obtained in the IHS model.^{43,44} Additionally, in the tracer limit ($x_1 \rightarrow 0$), Eqs. (88)–(93) are also consistent with the results derived within the Δ -model for moderate densities.³¹

B. Kinetic shear viscosity coefficient

The kinetic contribution η_k to the shear viscosity coefficient is defined in terms of the partial kinetic contributions η_i^k by Eq. (64). As in the case of the diffusion

coefficients, to obtain the kinetic coefficients η_i^k , one takes the leading Sonine approximation to $\mathcal{C}_{i,\lambda\beta}(\mathbf{V})$:

$$\mathcal{C}_{i,\lambda\beta}(\mathbf{V}) \rightarrow -f_{i,M}(\mathbf{V}) \frac{\eta_i^k}{n_i T_i^{(0)2}} R_{i,\lambda\beta}(\mathbf{V}). \quad (94)$$

Multiplication of Eq. (77) by $R_{i,\lambda\beta}(\mathbf{V})$ and integration over \mathbf{v} allows us to get the algebraic equations obeying the kinetic coefficients η_i^k . After some algebra, one achieves the result

$$\sum_{j=1}^s \tau_{ij} \eta_j^k = \Omega_i, \quad (95)$$

FIG. 1. Plot of the (scaled) shear viscosity coefficient $\eta^*(\alpha)/\eta^*(1)$ as a function of the coefficient of restitution α for $d = 2$ and two different values of the solid volume fraction ϕ : $\phi = 0$ (a) and $\phi = 0.314$ (b). The solid lines correspond to the results obtained from Eq. (105). Symbols refer to MD simulations carried out in Ref. 14 for $\phi = 0.314$.

where

$$\Omega_i = n_i T_i^{(0)} + \frac{\pi^{d/2}}{d(d+2)\Gamma(\frac{d}{2})} \frac{n_i T}{\bar{m}} \sum_{j=1}^s n_j \sigma_{ij}^d m_{ij} \chi_{ij} \left\{ (1 + \alpha_{ij}) \left[\left(\frac{\theta_i + \theta_j}{\theta_i \theta_j} \right) \mu_{ji} (3\alpha_{ij} - 1) - 4 \frac{\bar{m}(\gamma_i - \gamma_j)}{m_i + m_j} \right] \right. \\ \left. - 4 \Delta_{ij}^* \left[\left(\frac{\theta_i + \theta_j}{\pi \theta_i \theta_j} \right)^{1/2} \left[\frac{2\theta_j}{\theta_i + \theta_j} - 4\mu_{ji}(1 + \alpha_{ij}) \right] - 2\mu_{ji} \Delta_{ij}^* \right] \right\}. \quad (96)$$

To obtain Eq. (96), use has been made of the result

$$\begin{aligned} \int d\mathbf{V} R_{i,\lambda\beta}(\mathbf{V}) \mathcal{K}_{ij,\lambda} \left[\frac{\partial f_j^{(0)}}{\partial V_\beta} \right] &= -2^{d-1}(d-1)x_j \left(\frac{\sigma_{ij}}{\sigma_i} \right)^d \frac{m_{ij}}{\bar{m}} \chi_{ij} \phi_i (1 + \alpha_{ij}) \left[\left(\frac{\theta_i + \theta_j}{\theta_i \theta_j} \right) \mu_{ji} (3\alpha_{ij} - 1) \right. \\ &\quad \left. - 4 \frac{\bar{m}}{m_i + m_j} (\gamma_i - \gamma_j) \right] nT + 2^{d+1}(d-1)x_j \left(\frac{\sigma_{ij}}{\sigma_i} \right)^d \frac{m_{ij}}{\bar{m}} \chi_{ij} \phi_i \Delta_{ij}^* \\ &\quad \times \left\{ \left(\frac{\theta_i + \theta_j}{\pi \theta_i \theta_j} \right)^{1/2} \left[\frac{2\theta_j}{\theta_i + \theta_j} - 4\mu_{ji} (1 + \alpha_{ij}) \right] - 2\mu_{ji} \Delta_{ij}^* \right\} nT, \end{aligned} \quad (97)$$

where we have made the replacement $f_j^{(0)} \rightarrow f_{j,M}$ and have introduced the partial volume fraction of species i as

$$\phi_i = \frac{\pi^{d/2}}{2^{d-1} d \Gamma(\frac{d}{2})} n_i \sigma_i^d. \quad (98)$$

In Eq. (95), we have introduced the following collision frequencies:

$$\tau_{ii} = -\frac{1}{(d-1)(d+2)} \frac{1}{n_i T_i^{(0)2}} \left(\sum_{j=1}^s \int d\mathbf{v} R_{i,\lambda\beta} J_{ij}^{(0)} [f_{i,M} R_{i,\lambda\beta}, f_j^{(0)}] + \int d\mathbf{v} R_{i,\lambda\beta} J_{ii}^{(0)} [f_i^{(0)}, f_{i,M} R_{i,\lambda\beta}] \right), \quad (99)$$

$$\tau_{ij} = -\frac{1}{(d-1)(d+2)} \frac{1}{n_j T_j^{(0)2}} \int d\mathbf{v} R_{i,\lambda\beta} J_{ij}^{(0)} [f_i^{(0)}, f_{j,M} R_{j,\lambda\beta}], \quad i \neq j. \quad (100)$$

A good estimate of τ_{ii} and τ_{ij} can be obtained by replacing the true distributions $f_i^{(0)}$ with their Maxwellian forms $f_{i,M}$. The Appendix C contains the explicit expressions of these collision frequencies for the sake of completeness.

C. Mechanically equivalent particles

Clearly, the expressions for the coefficients D_{ij} , D_i^T , η , and η_b displayed in the previous subsections exhibit a quite complex dependence on the parameter space of the mixture. Thus, it is convenient to consider some specific limiting cases to more clearly see the impact of each parameter on the transport coefficients. One of the simplest situations is a mixture constituted by mechanically equivalent particles ($m_i = m$, $\sigma_i = \sigma$, $\Delta_{ij} = \Delta$, and $\alpha_{ij} = \alpha$). In this limiting case, since $\chi_{ij} = \chi$ and $\gamma_i = 1$, careful analysis of Eq. (84) shows that its right hand side vanishes, so the thermal diffusion coefficient $D_i^T = 0$, as expected. In the case of the coefficients D_{ij} , let us consider a binary mixture for the sake of simplicity. In this case, since $\mathbf{j}_1^{(1)} = -\mathbf{j}_2^{(1)}$, then $D_{21} = -D_{11}$ and $D_{22} = -D_{12}$. Additionally, as expected, according

to Eq. (85) $D_{12} = -(n_1/n_2)D_{11}$, and the constitutive equation for the mass flux becomes

$$\mathbf{j}_1^{(1)} = -D_{\text{self}} \nabla x_1, \quad (101)$$

where $x_1 = n_1/n$ is the mole fraction or concentration of species 1 and the self-diffusion coefficient D_{self} in the two-dimensional case is

$$D_{\text{self}} = \frac{\sqrt{mT/\pi}}{\sigma\chi} \left(1 + \alpha + \sqrt{\frac{\pi}{2}} \Delta^* \right)^{-1}. \quad (102)$$

The expression (102) agrees with the results derived in the tracer limit when the intruder and granular gas particles are mechanically equivalent.³¹

We consider the shear viscosity coefficient η . For mechanically equivalent particles, $\varpi_i = 0$ and so, $\eta_b^{(\text{II})} = 0$. Furthermore, the collision integral (97) reduces to

$$\int d\mathbf{V} R_{i,\lambda\beta}(\mathbf{V}) \mathcal{K}_{ij,\lambda} \left[\frac{\partial f_j^{(0)}}{\partial V_\beta} \right] = 2^d (d-1) x_i x_j \chi \phi \left\{ \frac{1}{4} (1 + \alpha) (1 - 3\alpha) - \Delta^* \left[\sqrt{\frac{2}{\pi}} (1 + 2\alpha) + \Delta^* \right] \right\}, \quad (103)$$

where $\phi = \sum_i \phi_i$ is the total volume fraction of the mixture. For the sake of simplicity, let us consider the bidi-

dimensional case. In this case, to display the expression of η for $d = 2$, it is convenient to define it in dimensionless

form, namely, $\eta^* = \eta/\eta_0$ where

$$\eta_0 = \frac{\sqrt{mT/\pi}}{2\sigma} \quad (104)$$

is the low-density value of the shear viscosity in the elastic limit. The expression of η^* is

$$\eta^* = \left[1 + \frac{1}{2}\phi\chi \left(1 + \alpha + \sqrt{\frac{2}{\pi}}\Delta^* \right) \right] \eta_k^* + \frac{1}{2}\eta_b^*, \quad (105)$$

where⁴⁵

$$\eta_k^* = \nu_\eta^{*-1} \left\{ 1 - \frac{1}{4}\phi\chi \left[(1 + \alpha)(1 - 3\alpha) - 4\sqrt{\frac{2}{\pi}}\Delta^* \right] \times (1 + 2\alpha)\Delta^* - 4\Delta^{*2} \right\}, \quad (106)$$

$$\eta_b^* = \frac{8}{\pi}\phi^2\chi \left(1 + \alpha + \sqrt{\frac{\pi}{2}}\Delta^* \right). \quad (107)$$

In Eqs. (105)–(107), the (reduced) collision frequency ν_η^* for $d = 2$ is given by

$$\nu_\eta^* = \frac{3}{8}\chi \left[\left(\frac{7}{3} - \alpha \right) (1 + \alpha) + \frac{2\sqrt{2\pi}}{3}(1 - \alpha)\Delta^* - \frac{2}{3}\Delta^{*2} \right]. \quad (108)$$

Figure 1 plots the dependence of the (scaled) shear viscosity $\eta^*(\alpha)/\eta^*(1)$ on the coefficient of restitution α for two different values of the packing fraction, ϕ : $\phi = 0$ (dilute granular gas) and $\phi = 0.314$ (moderately dense granular gas). Here, $\eta^*(1)$ refers to the shear viscosity for elastic collisions. The theoretical results obtained for the dense case are compared with those obtained by performing MD simulations.¹⁴ For a given density, we observe that shear viscosity decreases with increasing inelasticity. Furthermore, for a given value of α , the shear viscosity (scaled with respect to its elastic value) decreases with density. Regarding the comparison with MD simulations, we can conclude that the kinetic theory results qualitatively reproduce the trends observed in the simulations, despite the relatively high density. At a more quantitative level, the discrepancies between the two become more significant as inelasticity increases (let us say when $\alpha \lesssim 0.7$).

VI. GRANULAR BINARY MIXTURES

The results displayed in section V apply for a mixture with an arbitrary number of species. To illustrate more clearly the dependence of both the diffusion transport coefficients and the shear viscosity on the parameters of the mixture we consider in this section a binary system ($s = 2$). In addition, for the sake of simplicity, we will assume that $\Delta_{11}^* = \Delta_{22}^* = \Delta_{12}^* \equiv \Delta^*$. This means that

the effective mechanism to transfer the kinetic energy injected by vibration in the vertical direction to the horizontal degrees of freedom of grains is the same for all the species.

As said before, in the case of a binary mixture (since $\mathbf{j}_1^{(1)} = -\mathbf{j}_2^{(1)}$), one has the relations

$$D_{21} = -\frac{m_1}{m_2}D_{11}, \quad D_{22} = -\frac{m_1}{m_2}D_{12}, \quad D_1^T = -D_2^T. \quad (109)$$

The expressions of the dimensionless transport coefficients D_{11}^* , D_{12}^* , and D_1^{*T} are displayed in the Appendix D where

$$D_{ij}^* = \frac{m_i m_j \nu}{\rho T} D_{ij}, \quad D_i^{*T} = \frac{\rho \nu}{n T} D_i^T. \quad (110)$$

Before examining the dependence of the transport coefficients on the system's parameter space in the dense regime, it is helpful to consider the low-density limiting case ($\phi_i \rightarrow 0$).

A. Diffusion transport coefficients. Low-density limit

In the dilute regime, Eqs. (D3), (D5) and (D6) reduce to

$$D_1^{*T} = \frac{x_1 \left(\gamma_1 - \frac{1}{2}\Delta^* \frac{\partial \gamma_1}{\partial \Delta^*} \right) - \frac{\rho_1}{\rho}}{\nu_D^* + \frac{1}{2}\Delta^* \frac{\partial \zeta_0^*}{\partial \Delta^*}}, \quad (111)$$

$$D_{11}^* = \frac{x_2 \frac{\partial \zeta_0^*}{\partial x_1} D_1^{*T} + \gamma_1 + x_1 x_2 \frac{\partial \gamma_1}{\partial x_1} - \frac{\rho_1}{\rho}}{\nu_D^*}, \quad (112)$$

$$D_{12}^* = -\frac{x_1 \frac{\partial \zeta_0^*}{\partial x_1} D_1^{*T} + x_1^2 \frac{\partial \gamma_1}{\partial x_1} + \frac{\rho_1}{\rho}}{\nu_D^*}, \quad (113)$$

where ν_D^* is given by Eq. (D4) with $\chi_{12} = 1$. To compare with the expressions derived in Ref. 28, one has first to express the mass flux $\mathbf{j}_1^{(1)}$ in terms of the spatial gradients ∇x_1 , ∇p , and ∇T . In this representation, the mass flux is written as²⁸

$$\mathbf{j}_1^{(1)} = -\frac{m_1 m_2 n}{\rho} D \nabla x_1 - \frac{\rho}{p} D_p \nabla p - \frac{\rho}{T} D_T \nabla T, \quad (114)$$

where for a dilute granular mixture $p = nT$. In dimensionless form, the relationship between the coefficients D_{11}^* , D_{12}^* , and D_1^{*T} and the coefficients $D^* = (m_1 m_2 \nu / \rho T) D$, $D_p^* = (\rho \nu / n T) D_p$, and $D_T^* = (\rho \nu / n T) D_T$ is

$$D^* = D_{11}^* - D_{12}^*, \quad D_p^* = x_1 D_{11}^* + x_2 D_{12}^*, \quad (115)$$

$$D_T^* = D_1^{*T} - x_1 D_{11}^* - x_2 D_{12}^*. \quad (116)$$

Substitution of Eqs. (111)–(113) into the relationships (115)–(116) yields Eqs. (102)–(104) of Ref. 28. This

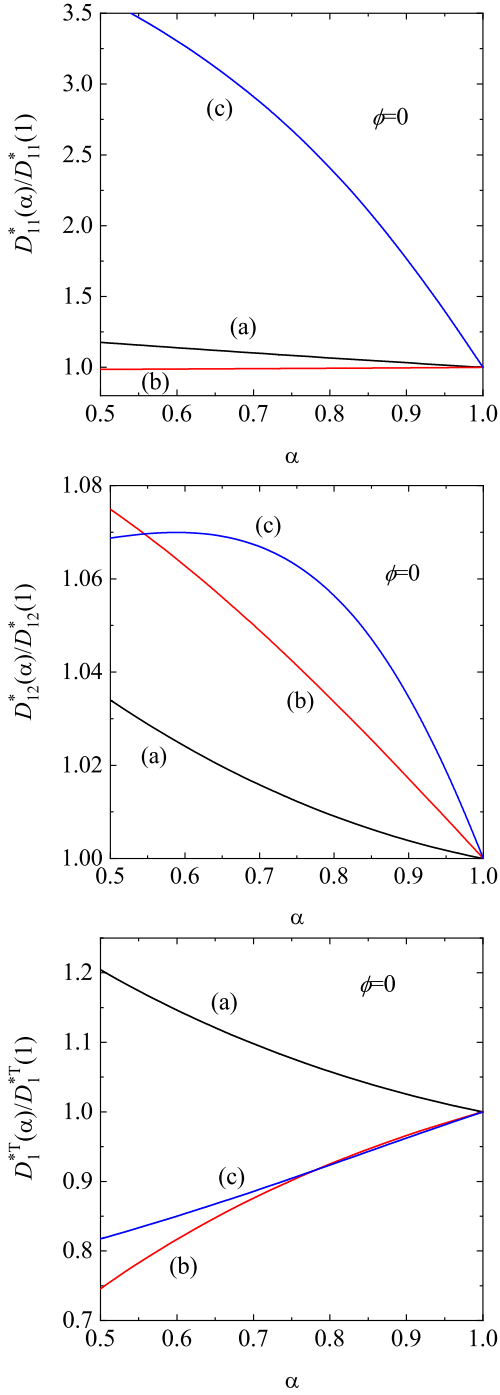


FIG. 2. Plot of the (dimensionless) diffusion coefficients $D_{11}^*(\alpha)/D_{11}^*(1)$, $D_{12}^*(\alpha)/D_{12}^*(1)$, and $D_1^{*T}(\alpha)/D_1^{*T}(1)$ vs the (common) coefficient of restitution $\alpha_{ij} = \alpha$ for $d = 2$, $x_1 = 0.5$, $\phi_i = 0$, and three different binary mixtures: $\sigma_1/\sigma_2 = 2$, $m_1/m_2 = 2$ (a); $\sigma_1/\sigma_2 = 2$, $m_1/m_2 = 0.5$ (b); and $\sigma_1/\sigma_2 = 3$, $m_1/m_2 = 9$ (c). Here, $D_{11}^*(1)$, $D_{12}^*(1)$, and $D_1^{*T}(1)$ refer to the values of the diffusion coefficients for elastic collisions ($\alpha = 1$).

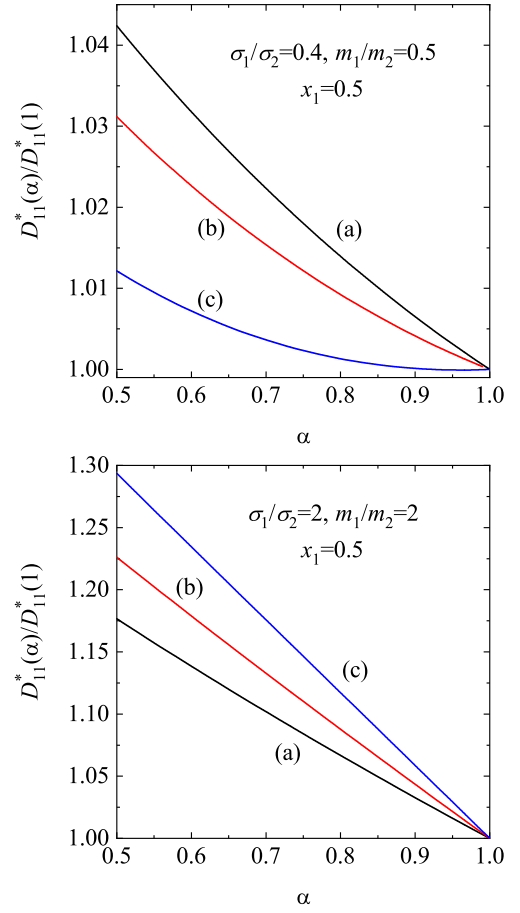


FIG. 3. Plot of the (dimensionless) diffusion coefficient $D_{11}^*(\alpha)/D_{11}^*(1)$ vs the (common) coefficient of restitution $\alpha_{ij} = \alpha$ for $d = 2$, $x_1 = 0.5$, and two different mixtures: $\sigma_1/\sigma_2 = 0.4$, $m_1/m_2 = 0.5$ (a); $\sigma_1/\sigma_2 = 2$, $m_1/m_2 = 2$ (b). Three different values of the solid volume fraction ϕ have been considered: $\phi = 0$ (a), $\phi = 0.1$ (b), and $\phi = 0.2$ (c).

shows the consistency between the results derived here for the diffusion coefficients of dense granular mixtures with those derived in the low-density limit.²⁸

Figure 2 shows the (reduced) diffusion transport coefficients $D_{11}^*(\alpha)/D_{11}^*(1)$, $D_{12}^*(\alpha)/D_{12}^*(1)$, and $D_1^{*T}(\alpha)/D_1^{*T}(1)$ as functions of the (common) coefficient of restitution $\alpha_{ij} \equiv \alpha$ for $d = 2$ and $x_1 = 0.5$. Three different mixtures have been considered in the low-density regime ($\phi = 0$). For hard disks ($d = 2$), the solid volume fraction ϕ is

$$\phi = \frac{\pi}{4} (n_1 \sigma_1^2 + n_2 \sigma_2^2). \quad (117)$$

Here, $D_{11}^*(1)$, $D_{12}^*(1)$, and $D_1^{*T}(1)$ refer to the values of the diffusion coefficients for elastic collisions ($\alpha = 1$). Although the deviations of the diffusion transport coefficients from their forms for elastic collisions in the Δ -model are generally smaller than those in the conventional IHS model,^{46–48} we observe that the effect of inelasticity on mass transport in two-dimensional, confined

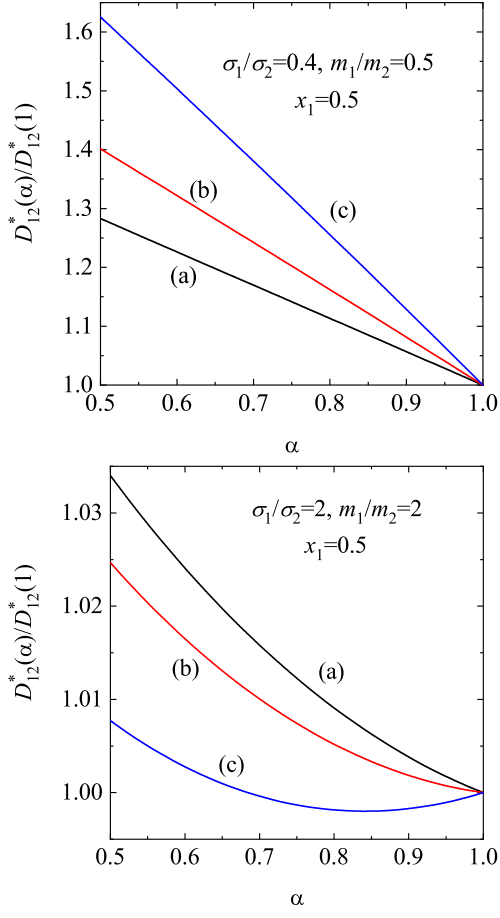


FIG. 4. Plot of the (dimensionless) diffusion coefficient $D_{12}^*(\alpha)/D_{12}^*(1)$ vs the (common) coefficient of restitution $\alpha_{ij} = \alpha$ for $d = 2$, $x_1 = 0.5$, and two different mixtures: $\sigma_1/\sigma_2 = 0.5$, $m_1/m_2 = 0.4$, and $\sigma_1/\sigma_2 = 2$, $m_1/m_2 = 2$. Three different values of the solid volume fraction ϕ have been considered: $\phi = 0$ (a), $\phi = 0.1$ (b), and $\phi = 0.2$ (c).

granular mixtures can be significant, especially for mixtures of particles with the same mass density (the case $\sigma_1/\sigma_2 = 3$ and $m_1/m_2 = 9$). Regarding the dependence on the mass ratio, we find that the (dimensionless) coefficients D_{11}^* and D_{12}^* increase monotonically with respect to their elastic forms with decreasing α (i.e., as the inelasticity in collisions increases), except for D_{12}^* when $m_1/m_2 = (\sigma_1/\sigma_2)^2 = 9$, where this coefficient exhibits weak non-monotonic dependence on α for relatively high inelasticity.

For the thermal diffusion coefficient, D_1^{*T} , it is apparent that, for a given diameter ratio, the coefficient increases with inelasticity when the mass ratio is greater than 1 and decreases when the mass ratio is less than 1. Conversely, for $m_1/m_2 = 9$ (where both species have the same mass density), the ratio of $D_1^{*T}(\alpha)/D_1^{*T}(1)$ decreases monotonically with decreasing α . Figure 2 also shows that all diffusion coefficients are positive.

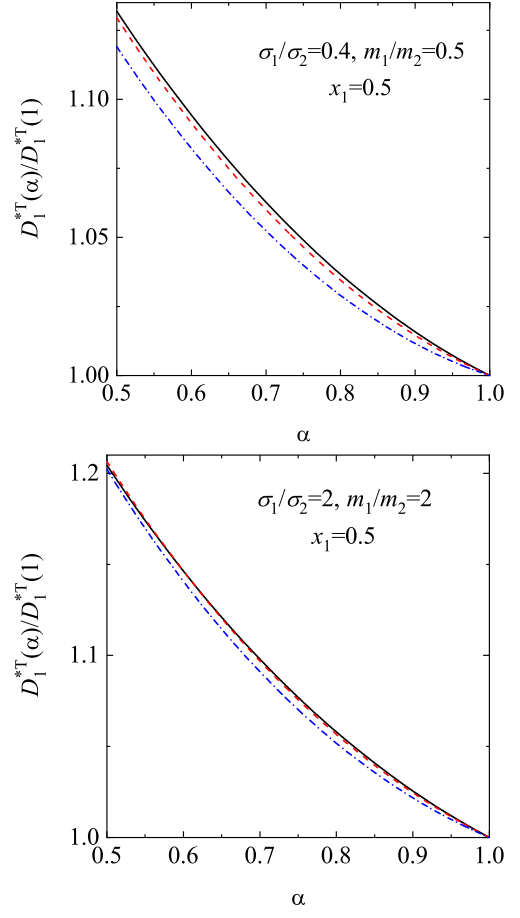


FIG. 5. Plot of the (dimensionless) diffusion coefficient $D_1^{*T}(\alpha)/D_1^{*T}(1)$ vs the (common) coefficient of restitution $\alpha_{ij} = \alpha$ for $d = 2$, $x_1 = 0.5$, and two different mixtures: $\sigma_1/\sigma_2 = 0.5$, $m_1/m_2 = 0.4$, and $\sigma_1/\sigma_2 = 2$, $m_1/m_2 = 2$. Three different values of the solid volume fraction ϕ have been considered: $\phi = 0$ (solid line), $\phi = 0.1$ (dashed line), and $\phi = 0.2$ (dash-dotted line).

B. Diffusion transport coefficients. Moderately dense mixtures

Now, we want to assess how density affects the diffusion transport coefficients. As before, we will scale these coefficients with respect to their values for elastic collisions. Figures 3–5 show the dependence of the ratios $D_{11}^*(\alpha)/D_{11}^*(1)$, $D_{12}^*(\alpha)/D_{12}^*(1)$, and $D_1^{*T}(\alpha)/D_1^{*T}(1)$ on the (common) coefficient of restitution $\alpha_{ij} \equiv \alpha$ for three different values of the solid volume fraction ϕ : $\phi = 0$ (low-density mixture), $\phi = 0.1$ (moderately low density), and $\phi = 0.2$ (moderately high density). Two different mixtures are considered.

As expected, the deviations of the diffusion coefficients from their elastic forms are generally less significant than those obtained in the IHS model (see for instance, Figs. 5.5, 5.6, and 5.7 of Ref. 37). In general, we observe that the three dimensionless diffusion coefficients increase

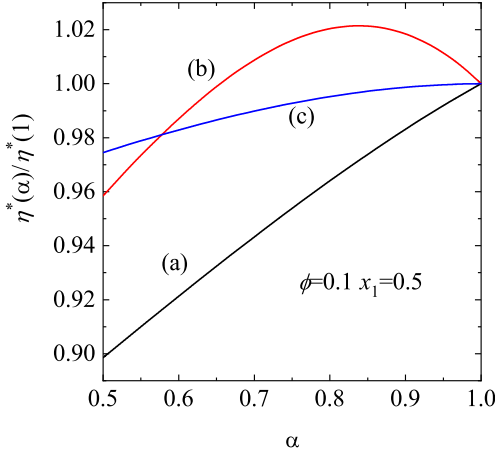


FIG. 6. Plot of the (scaled) shear viscosity coefficient $\eta^*(\alpha)/\eta^*(1)$ as a function of the (common) coefficient of restitution α for $d = 2$, $x_1 = 0.5$, $\phi = 0.1$, and three different mixtures: $\sigma_1/\sigma_2 = 2$, $m_1/m_2 = 2$ (a); $\sigma_1/\sigma_2 = 2$, $m_1/m_2 = 4$ (b); and $\sigma_1/\sigma_2 = 2$, $m_1/m_2 = 0.5$ (c).

monotonically with α , except for the coefficient D_{12}^* at high density ($\phi = 0.2$) when $\sigma_1 > \sigma_2$ and $m_1 > m_2$. The increase of the diffusion coefficients with increasing inelasticity is consistent with the trends observed in the IHS model.³⁷ Regarding the influence of density on diffusion transport coefficients, the effect of density on D_{11}^* (D_{12}^*) is more significant when the mass and diameter ratios are greater than (smaller) than 1. The effect of density on the thermal diffusion coefficient, D_1^{*T} , is generally weaker than on the other two diffusion coefficients. Additionally, for a given coefficient of restitution, we observe that D_{11}^* increases with increasing density when the mass and diameter ratios are greater than 1 and decreases when they are smaller than 1. However, the opposite occurs for D_{12}^* .

C. Shear and bulk viscosities

In the case of a binary mixture, the shear viscosity $\eta = \eta_1^k + \eta_2^k + \eta_c$ where

$$\eta_1^k = \frac{\tau_{22}\Omega_1 - \tau_{12}\Omega_2}{\tau_{11}\tau_{22} - \tau_{12}\tau_{21}}, \quad \eta_2^k = \frac{\tau_{11}\Omega_2 - \tau_{21}\Omega_1}{\tau_{11}\tau_{22} - \tau_{12}\tau_{21}}. \quad (118)$$

Here, Ω_i is given by Eq. (96) and the expressions of the collision frequencies τ_{ij} are displayed in the Appendix C. For a two-dimensional system, the collisional shear viscosity η_c is given by Eq. (81).

The dependence of the (scaled) shear viscosity $\eta^*(\alpha)/\eta^*(1)$ on the (common) coefficient of restitution α is shown in Fig. 6 for $d = 2$, $x_1 = 0.5$, $\phi = 0.1$, and three different binary mixtures. Here, $\eta^* = (\nu/nT)\eta$ and $\eta^*(1)$ refers to the value of η^* for elastic collisions. Depending on the mass and/or diameter ratios, the ratio of shear viscosities $\eta^*(\alpha)/\eta^*(1)$ decreases with increasing inelasticity

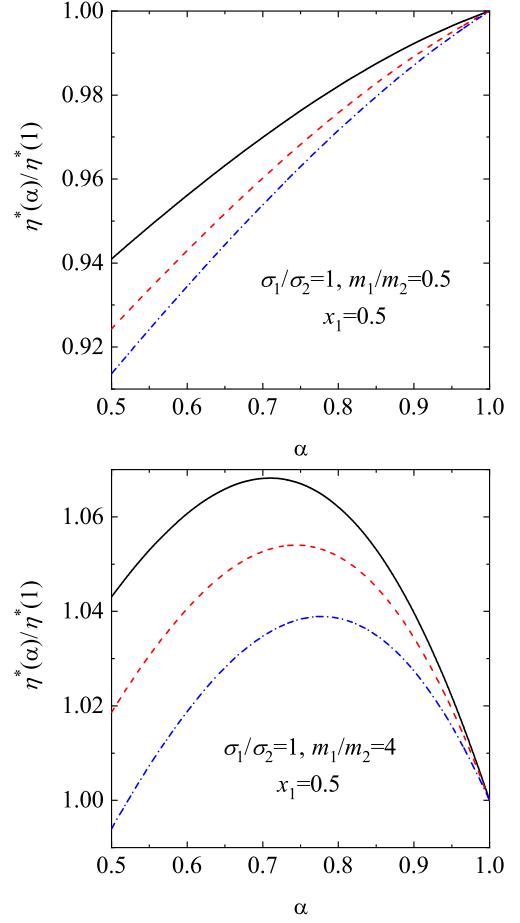


FIG. 7. Plot of the (scaled) diffusion coefficient shear viscosity coefficient $\eta^*(\alpha)/\eta^*(1)$ vs the (common) coefficient of restitution $\alpha_{ij} = \alpha$ for $d = 2$, $x_1 = 0.5$, and two different mixtures: $\sigma_1/\sigma_2 = 1$, $m_1/m_2 = 0.5$, and $\sigma_1/\sigma_2 = 1$, $m_1/m_2 = 4$. Three different values of the solid volume fraction ϕ have been considered: $\phi = 0$ (solid line), $\phi = 0.1$ (dashed line), and $\phi = 0.2$ (dash-dotted line).

or shows non-monotonic dependence on α . To complement Fig. 6, Fig. 7 shows the influence of the density on the (dimensionless) shear viscosity. We plot $\eta^*(\alpha)/\eta^*(1)$ versus α for two different mixtures and three values of the solid volume fraction ϕ . As with confined single-component granular gases,¹⁷ it is quite apparent that the scaled shear viscosity coefficient in the Δ model exhibits weaker density dependence than the conventional IHS model.^{37,47} We also observe that, when $m_1 < m_2$, the ratio $\eta^*(\alpha)/\eta^*(1)$ decreases with decreasing α , whereas, when $m_1 > m_2$, the ratio exhibits a non-monotonic dependence with inelasticity. In the latter case, the shear viscosity of the confined granular mixture is in general larger than its corresponding value for elastic collisions. Additionally, the effect of inelasticity on the shear viscosity of a confined granular mixture is much less significant than that found in previous works in the IHS model (see, for example, Figs. 5.8 and 5.9 of Ref. 37).

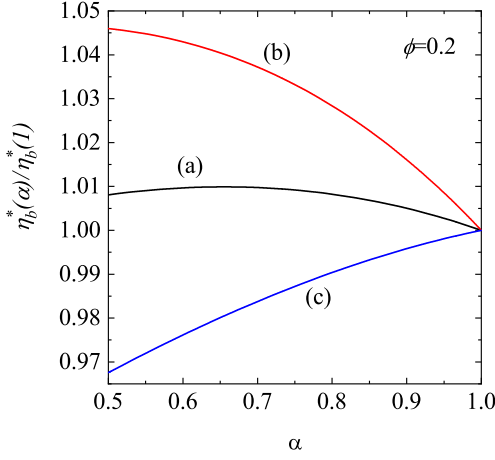


FIG. 8. Plot of the (scaled) bulk viscosity coefficient $\eta_b^*(\alpha)/\eta_b^*(1)$ as a function of the (common) coefficient of restitution α for $d = 2$, $x_1 = 0.5$, $\phi = 0.2$, and three different mixtures: $\sigma_1/\sigma_2 = 2$, $m_1/m_2 = 2$ (a); $\sigma_1/\sigma_2 = 2$, $m_1/m_2 = 4$ (b); and $\sigma_1/\sigma_2 = 2$, $m_1/m_2 = 0.5$ (c).

From Eqs. (67)–(69), it is clear that evaluating the bulk viscosity η_b requires knowing the first-order contributions ϖ_i to the partial temperatures. However, determining the above coefficients is beyond the scope of this paper, as it involves lengthy and complex calculations. On the other hand, as mentioned in section V, according to the previous results derived from the IHS model⁴⁰ and for low-density confined granular mixtures¹⁷ the influence of ϖ_i on the value of the bulk viscosity η_b is generally very small. Thus, for practical purposes, the bulk viscosity η_b can be well estimated by $\eta_b^{(1)}$. The ratio $\eta_b^*(\alpha)/\eta_b^*(1)$ is plotted in Fig. 8 as a function of the (common) coefficient of restitution α for $d = 2$, $x_1 = 0.5$, $\phi = 0.2$ and three different mixtures. Here, $\eta_b^* = (\nu/nT)\eta_b(1)$ where $\eta_b^*(1)$ is the (dimensionless) bulk viscosity for elastic collisions. As with the case of the shear viscosity, we observe that collisional dissipation has a weaker influence on the bulk viscosity than in the IHS model.⁴⁰

VII. AN APPLICATION: THERMAL DIFFUSION SEGREGATION IN A CONFINED GRANULAR DENSE MIXTURE

Knowing the complete set of diffusion transport coefficients allows us to apply our theoretical results to one of the most interesting problems in multicomponent systems: the segregation and mixing of dissimilar species or components in a binary mixture. In the context of granular systems, the segregation problem is relevant not only from a fundamental point of view, but also from a practical one. This problem has led to significant experimental, computational, and theoretical research in granular media, particularly when the system is fluidized by vibrating walls. In our model, segregation is induced

by the combined effects of gravity and a thermal gradient. The objective here is to extend our previous results (which were derived for dilute systems with arbitrary concentration^{29,30} and for moderate densities in the tracer limit³¹) to arbitrary concentrations and moderate densities. Thus, our present study encompasses the previous two works,^{29,31} whose results are recovered when appropriate limiting cases are taken.

Thermal diffusion is well-known to be caused by the relative motion of species within a mixture due to a thermal gradient. The motion of the species of the mixture gives rise to concentration gradients that lead to diffusion processes. A steady state is reached where the segregation effect from thermal diffusion is balanced by the mixing effect of ordinary diffusion.³³ The amount of segregation parallel to the thermal gradient can be measured by the thermal diffusion factor Λ . This quantity is defined in an inhomogeneous non-convecting ($\mathbf{U} = \mathbf{0}$) steady state with zero mass flux ($\mathbf{j}_i = \mathbf{0}$) as

$$-\Lambda \frac{\partial \ln T}{\partial y} = \frac{\partial}{\partial y} \ln \left(\frac{n_1}{n_2} \right). \quad (119)$$

A binary mixture has been considered here, and, for simplicity, it is assumed that, in two-dimensional systems, gradients occur only along the y-axis. Furthermore, without loss of generality, we assume that $\sigma_1 > \sigma_2$ and that the gravitational field is parallel to the thermal gradient, so $\mathbf{g} = -g\hat{e}_y$ where \hat{e}_y is the unit vector in the positive direction of the y-axis. This means that the bottom plate is hotter than the top plate, so $\partial_y T < 0$ (see for instance the sketch of Fig. 3 of Ref. 29).

According to Eq. (119), when $\Lambda > 0$, the larger particles 1 tend to accumulate near the top (cold) plate, since $\partial_y \ln(n_1/n_2) > 0$. Conversely, when $\Lambda < 0$, the larger particles 1 tend to accumulate near the bottom (hot) plate, since $\partial_y \ln(n_1/n_2) < 0$. Now, we write the thermal diffusion factor Λ in terms of the (dimensionless) diffusion transport coefficients D_{11}^* , D_{12}^* , and D_1^{*T} . First, the momentum balance equation (12) leads to

$$\frac{\partial p}{\partial y} = -\rho g, \quad (120)$$

where we have accounted for that $P_{ij} = p\delta_{ij}$. According to Eq. (51), the hydrostatic pressure $p = nTp^*$ where the dimensionless pressure p^* depends on y through its dependence on x_1 , ϕ , and $\Delta^* = \Delta/v_{th}(T(y))$. Thus, in dimensionless form, Eq. (120) can be rewritten as

$$x_1 \xi_1 \Lambda_1 + x_2 \xi_2 \Lambda_2 - \frac{1}{2} \Delta^* \frac{\partial p^*}{\partial \Delta^*} = -(p^* + g^*), \quad (121)$$

where

$$\Lambda_1 = \frac{\partial_y \ln n_1}{\partial_y \ln T}, \quad \Lambda_2 = \frac{\partial_y \ln n_2}{\partial_y \ln T}, \quad (122)$$

$$\xi_1 = T^{-1} \frac{\partial p}{\partial n_1} = p^* + \frac{\phi_1}{x_1} \frac{\partial p^*}{\partial \phi} + x_2 \frac{\partial p^*}{\partial x_1}, \quad (123)$$

$$\xi_2 = T^{-1} \frac{\partial p}{\partial n_2} = p^* + \frac{\phi_2}{x_2} \frac{\partial p^*}{\partial \phi} - x_1 \frac{\partial p^*}{\partial x_1}, \quad (124)$$

and

$$g^* = \frac{\rho g}{n \left(\frac{\partial T}{\partial y} \right)} < 0 \quad (125)$$

is a dimensionless parameter measuring the competing effect between gravity and thermal gradient on segregation. In addition, according to the constitutive equation (58) for a binary mixture, the steady state condition $\mathbf{j}_1^{(0)} = \mathbf{0}$

yields the relationship

$$-D_1^{*T} = x_1 \Lambda_1 D_{11}^* + x_2 \Lambda_2 D_{12}^*. \quad (126)$$

The solution to the set of linear equations (121) and (126) for Λ_1 and Λ_2 is

$$\Lambda_1 = \frac{(p^* + g^* - \frac{1}{2} \Delta^* \frac{\partial p^*}{\partial \Delta^*}) D_{12}^* - \xi_2 D_1^{*T}}{x_1 (\xi_2 D_{11}^* - \xi_1 D_{12}^*)}, \quad (127)$$

$$\Lambda_2 = \frac{\xi_1 D_1^{*T} - (p^* + g^* - \frac{1}{2} \Delta^* \frac{\partial p^*}{\partial \Delta^*}) D_{11}^*}{x_2 (\xi_2 D_{11}^* - \xi_1 D_{12}^*)}. \quad (128)$$

According to Eqs. (119) and (122), $\Lambda = \Lambda_1 - \Lambda_2$ and hence the thermal diffusion factor Λ can be finally written as

$$\Lambda = \frac{D_1^{*T} (x_1 \xi_1 + x_2 \xi_2) - (p^* + g^* - \frac{1}{2} \Delta^* \frac{\partial p^*}{\partial \Delta^*}) (x_1 D_{11}^* + x_2 D_{12}^*)}{x_1 x_2 (\xi_2 D_{11}^* - \xi_1 D_{12}^*)}. \quad (129)$$

The explicit form of Λ on the parameters of the mixture can be obtained when one substitutes Eqs. (D3), (D5) and (D6) for the diffusion transport coefficients D_1^{*T} , D_{11}^* , and D_{12}^* , respectively, and Eq. (51) for p^* (and its corresponding derivatives ξ_i) into Eq. (129). This yields the dependence of the thermal diffusion factor on the parameter space of the problem, including mass and size ratios, mole fraction, scaled gravity, solid volume fraction,

and coefficients of restitution. In particular, inspecting the dependence of the denominator $x_1 x_2 (\xi_2 D_{11}^* - \xi_1 D_{12}^*)$ of Eq. (129) on the parameters of the mixture shows that it is usually positive. Thus, the condition of setting the thermal diffusion factor to zero yields the curves delineating the regimes between positive and negative values of the thermal diffusion factor. This yields the segregation criterion

$$(x_1 \xi_1 + x_2 \xi_2) D_1^{*T} = \left(p^* + g^* - \frac{1}{2} \Delta^* \frac{\partial p^*}{\partial \Delta^*} \right) (x_1 D_{11}^* + x_2 D_{12}^*). \quad (130)$$

Since criterion (130) involves many parameters, it is helpful to first consider some limiting cases to understand the different competing mechanisms that appear in the segregation problem.

A. Mechanically equivalent particles

In this case, $D_1^{*T} = 0$, $D_{11}^* = -(x_2/x_1) D_{12}^*$ and hence, Eq. (130) holds for any value of the coefficients of restitution, masses, diameters, solid volume fraction, and Δ^* . As expected, therefore, no segregation appears in the mixture.

B. Low-density regime

For dilute granular mixtures, $p^* = 1$, $\xi_1 = \xi_2 = 1$, and the diffusion transport coefficients are given by Eqs.

(111)–(113). In this regime, Eq. (130) becomes

$$D_1^{*T} = (1 + g^*) (x_1 D_{11}^* + x_2 D_{12}^*). \quad (131)$$

Equation (131) agrees with the segregation criterion found in Ref. 29 when one takes into account the relations (115) and (116).

C. Tracer limit for moderate densities

In the tracer limit ($x_1 \rightarrow 0$) and moderate densities, $x_1 \xi_1 + x_2 \xi_2 \simeq \xi = p^* + \phi \partial_\phi p^*$ and Eq. (130) leads to

$$\xi \bar{D}_1^T = \left(p^* + g^* - \frac{1}{2} \Delta^* \frac{\partial p^*}{\partial \Delta^*} \right) (D_{11}^* + \bar{D}_{12}), \quad (132)$$

where $\bar{D}_1^T = x_1^{-1} D_1^{*T}$ and $\bar{D}_{12} = x_1^{-1} D_{12}^*$. Equation (132) is consistent with the results obtained in Ref. 31

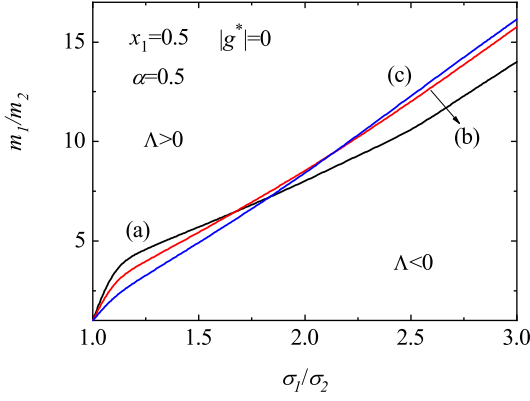


FIG. 9. Phase diagram for the marginal segregation curve ($\Lambda = 0$) in the $(\sigma_1/\sigma_2, m_1/m_2)$ -plane for a two-dimensional system with $x_1 = 0.5$, $|g^*| = 0$, a (common) coefficient of restitution $\alpha = 0.5$, and three different values of the solid volume fraction: $\phi = 0$ (a); $\phi = 0.1$ (b); and $\phi = 0.2$ (c).

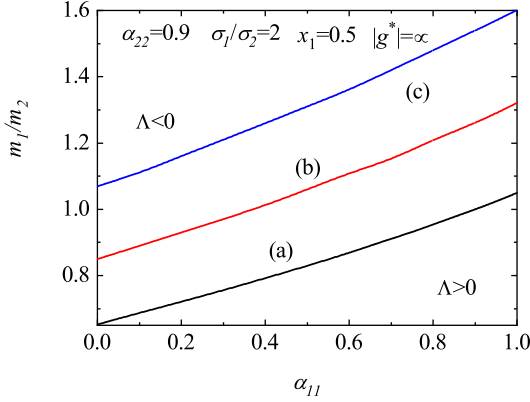


FIG. 10. Plot of the dependence of the marginal segregation curve ($\Lambda = 0$) on the coefficient of restitution α_{11} in for a two-dimensional system with $x_1 = 0.5$, $\sigma_1/\sigma_2 = 2$, $\alpha_{22} = 0.9$, $\alpha_{12} = (\alpha_{11} + \alpha_{12})/2$, and three different values of the solid volume fraction: $\phi = 0$ (a); $\phi = 0.1$ (b); and $\phi = 0.2$ (c). The limiting case $|g^*| \rightarrow \infty$ is considered.

for the segregation of an intruder in a granular confined dense gas.

D. Moderately dense regime in a confined granular binary mixture

We now consider granular binary mixtures with an arbitrary concentration at moderate densities. As in Ref. 29, although gravity and the thermal gradient are of the same order of magnitude in our analysis, it is interesting for illustrative purposes to separate the influence of each term in Eq. (130) on segregation. Thus, we first consider cases where gravity is absent ($g = 0$ but $\partial_y T \neq 0$) or *thermalized* systems where the effect of gravity on seg-

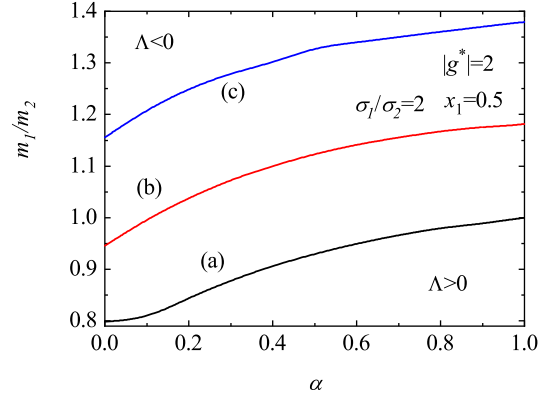


FIG. 11. Plot of the dependence of the marginal segregation curve ($\Lambda = 0$) on the (common) coefficient of restitution $\alpha_{ij} \equiv \alpha$ for a two-dimensional system with $x_1 = 0.5$, $\sigma_1/\sigma_2 = 2$, $|g^*| = 2$, and three different values of the solid volume fraction: $\phi = 0$ (a); $\phi = 0.1$ (b); and $\phi = 0.2$ (c).

regation is much more important than that of thermal gradient ($g \neq 0$ but $\partial_y T \rightarrow 0$).

1. Absence of gravity ($|g^*| = 0$)

We study here a situation where gravity is absent ($|g^*| = 0$) and segregation is induced by the presence of a thermal gradient. In this limiting case, the condition (130) for obtaining the marginal segregation curve ($\Lambda = 0$) reduces to

$$(x_1 \xi_1 + x_2 \xi_2) D_1^{T*} = \left(p^* - \frac{1}{2} \Delta^* \frac{\partial p^*}{\partial \Delta^*} \right) (x_1 D_{11}^* + x_2 D_{12}^*). \quad (133)$$

A phase diagram for the marginal segregation curve ($\Lambda = 0$) in the $(\sigma_1/\sigma_2; m_1/m_2)$ -plane for a two-dimensional system is plotted in Fig. 9. We have considered mixtures with a concentration $x_1 = 0.5$, a (common) coefficient of restitution $\alpha = 0.5$, and three different values of the solid volume fraction: a *dilute* mixture ($\phi = 0$) and two mixtures with moderate densities ($\phi = 0.1$ and $\phi = 0.2$). In general, we observe that density primarily increases weakly the size of the region corresponding to $\Lambda < 0$. This means that larger particles tend to accumulate near the hot plate as the system becomes denser. Additionally, at a given diameter ratio, the region with larger particles attempting to move toward the cold plate (i.e., the region $\Lambda > 0$) appears essentially when larger particles are much heavier than the other species. Comparing these results with those obtained in the conventional IHS model shows qualitative agreement between both models (see for instance, Fig. 5 of Ref. 49).

2. Thermalized systems ($\partial_y T \rightarrow 0$)

We consider now a problem where the segregation is only driven by the gravitational force since inhomogeneities in the temperature are neglected. This limiting situation (gravity dominates the temperature gradient) can be achieved in the shaken or sheared systems employed in numerical simulations and physical experiments.^{50–52} When $|g^*| \rightarrow \infty$, Eq. (130) gives $\Lambda \approx |g^*|(x_1 D_{11}^* + x_2 D_{12}^*)/[(x_1 \xi_1 + x_2 \xi_2) D_1^{T*}]$ and hence, the marginal segregation curve ($\Lambda = 0$) is obtained from the condition

$$x_1 D_{11}^* + x_2 D_{12}^* = 0. \quad (134)$$

To illustrate this limiting segregation case ($|g^*| \rightarrow \infty$), Fig. 10 shows the dependence of the marginal segregation curve on the coefficient of restitution α_{11} for a two-dimensional system. The system has the following parameters: $x_1 = 0.5$, $\sigma_1/\sigma_2 = 2$, $\alpha_{22} = 0.9$, $\alpha_{12} = (\alpha_{11} + \alpha_{22})/2$, and three values of the solid volume fraction ($\phi = 0, 0.1$ and 0.2). For a given value of the coefficient of restitution α_{11} , we observe that the thermal diffusion factor Λ is always negative when the larger particles are much heavier than the smaller ones. In this case, the larger particles accumulate near the hot plate. The effect of density on the marginal segregation curve is also apparent, as the region where the thermal diffusion factor becomes positive (and larger particles move toward the cold plate) increases with increasing density.

3. General case

Finally, we consider the general case for finite values of reduced gravity, $|g^*|$. To illustrate this situation, Fig. (11) plots the marginal segregation curve ($\Lambda = 0$) versus the common coefficient of restitution $\alpha_{ij} \equiv \alpha$ for a two-dimensional system with $x_1 = 0.5$, $\sigma_1/\sigma_2 = 2$, and three values of the solid volume fraction ($\phi = 0, 0.1$ and 0.2). As can be seen, the behavior of the marginal segregation curve with inelasticity is quite similar to that found when $|g^*| \rightarrow \infty$. At a given value of α , the region $\Lambda > 0$ increases as the density of the system increases.

To the best of our knowledge, there are no computer simulations available in the granular literature for comparison with the theoretical results reported here for the marginal segregation curve ($\Lambda = 0$) in the context of the Δ -model for mixtures. We expect the current results to encourage the development of such simulations, which will help assess the reliability of the theoretical results derived for the thermal diffusion factor Λ .

VIII. DISCUSSION

In kinetic theory, it is well known that the most accurate description of multicomponent molecular mix-

tures is based on the revised Enskog kinetic equation for hard spheres.^{53–55} More than 40 years ago,³⁶ this kinetic equation was solved by applying the Chapman–Enskog method²⁷ to first order in gradients. The Chapman–Enskog method also allowed the identification of the expressions of all the parameters involved in Navier–Stokes hydrodynamics, including the equation of state and transport coefficients.

This previous work³⁶ was then extended to *granular* mixtures, namely a mixture of hard spheres with inelastic collisions.^{43,44} It is important to note that modifying the collisions to account for inelasticity yields significant differences from molecular (elastic) mixtures, but the formal structure of the modified Chapman–Enskog expansion remains the same. As for elastic collisions,^{27,32} several approximations (based on the truncation of a series of Sonine polynomials) are required for practical evaluations.

The objective of the present study is to extend the results derived in Refs. 43 and 44 to *confined* quasi-two-dimensional granular mixtures. In this geometry, the system is confined in a box in which the z -direction is slightly larger than one particle diameter. The box is vertically vibrated, causing the particles to gain energy through collisions with the walls. This energy gained is then transferred to the horizontal degrees of freedom of grains when collisions between particles take place.

However, due to the technical difficulties associated with describing this type of system using kinetic theory, a coarse-grained model is typically employed. In this collisional model (referred to as the Δ -model)¹¹, particles move only in two dimensions. When particles collide, part of the gained energy (due to their collisions with the vibrating walls) is released into their horizontal degrees of freedom. The model accounts for this effect by introducing positive factors, denoted by Δ_{ij} , which are added to the relative motion of colliding spheres. The quantities Δ_{ij} can be related to the intensity of vertical vibrations in experiments.⁵⁶

In the context of the Δ -model for granular mixtures, two different works^{17,31} have recently analyzed transport. However, both studies considered some special limiting situations. One study¹⁷ used the first-order Chapman–Enskog solution to determine the Navier–Stokes transport coefficients of a *dilute* binary mixture, and the other³¹ considered binary mixtures at moderate densities in the tracer limit (namely, when the concentration of one of the species is negligible). The goal now is to develop a kinetic theory that is valid for moderate densities and arbitrary values of the concentration of each species.

Unlike dilute granular mixtures,¹⁷ the transport coefficients at moderate densities generally have kinetic and collisional contributions. These contributions are expressed in terms of zeroth- and first-order distribution functions, obtained by solving the Enskog equation using the Chapman–Enskog method up to the first order of spatial gradients. Although the exact forms of the zeroth-order distributions, $f_i^{(0)}(\mathbf{V})$, are not yet known,

previous work²⁶ has clearly shown that Maxwellian distributions at the zeroth-order partial temperatures, $T_i^{(0)}$, are a good approximation for them. The first-order distributions, $f_i^{(1)}(\mathbf{V})$, are defined in terms of the quantities $\mathcal{A}_i(\mathbf{V})$, $\mathcal{B}_{ij}(\mathbf{V})$, $\mathcal{C}_{ij}(\mathbf{V})$, and $\mathcal{D}_i(\mathbf{V})$, which obey the set of coupled linear integral equations (53)–(56), respectively. Solving these integral equations provides the kinetic contributions to the transport coefficients. However, since the evaluation of the complete set of Navier-Stokes transport coefficients for the mixture is quite lengthy and cumbersome, this work addresses the determination of the diffusion transport coefficients, as well as the shear and bulk viscosities. We plan to obtain the heat flux coefficients in a subsequent paper.

The constitutive equation of the mass flux is given by Eq. (58) where the diffusion transport coefficients D_i^T and D_{ij} are defined by Eqs. (60) and (61), respectively. These coefficients have only kinetic contributions. The constitutive equation of the pressure tensor is given by Eq. (62). The kinetic contribution to the shear viscosity η is provided by Eqs. (64) and (65), while its collisional contribution is given by Eq. (72). As expected, the bulk viscosity η_b has only collisional contributions, which are given by Eqs. (67)–(69).

To achieve analytical expressions for the transport coefficients, the relevant state of a two-dimensional, confined mixture with a stationary temperature has been considered. The explicit forms for the diffusion coefficients D_{ij} and D_i^T and the kinetic shear viscosity η_k have been obtained by taking the leading terms in a Sonine polynomial expansion of the first-order distribution functions. This is the standard procedure for determining these coefficients for elastic^{27,32} and inelastic³⁷ mixtures. In the case of the bulk viscosity η_b , the contributions coming from the first-order partial temperatures ϖ_i have been neglected. This approximation is based on the results obtained in the IHS model⁴⁰ where the influence of ϖ_i on η_b has been in general shown quite small. We expect that this approximation is accurate in the Δ -model as well. Under the above approximations, for binary mixtures, the diffusion coefficients are given by Eqs. (D3), (D5), and (D6), the shear viscosity by Eqs. (81) and (118), and the bulk viscosity by Eq. (80).

To illustrate how the above transport coefficients depend on inelasticity in a binary mixture, for simplicity, we have assumed a common coefficient of restitution ($\alpha \equiv \alpha_{11} = \alpha_{22} = \alpha_{12}$) and the case $\Delta_{11} = \Delta_{22} = \Delta_{12}$. Figures 3–8 highlight the influence of the coefficient of restitution α on the mass and momentum transport for mixtures with different densities. As expected from the results derived in the low-density regime, the impact of α on transport is in general smaller than that of the conventional IHS model.^{37,43,44} Regarding the influence of density on transport, the effect of the solid volume fraction ϕ on diffusion transport coefficients and shear viscosity is also weaker than that found for the IHS model.

We have also analyzed thermal diffusion segregation induced by both gravity and a thermal gradient as an

application of the derived kinetic theory. In this situation, the so-called thermal diffusion factor Λ [defined by Eq. (119)] provides a segregation criterion. An explicit expression of Λ in terms of the (dimensionless) diffusion coefficients D_{11}^* , D_{12}^* , and D_1^{T*} , the (reduced) pressure p^* and the (reduced) gravity g^* is given by Eq. (129). Assuming the lower plate of the container is hotter than the top plate, when the thermal diffusion factor is positive ($\Lambda > 0$), the larger particles tend to accumulate near the cold plate against gravity, while the smaller particles sink to the bottom plate. When the thermal diffusion factor is negative ($\Lambda < 0$), the opposite effect occurs. The condition $\Lambda = 0$ provides the focus line between the two opposite behaviors. Comparing these results with those obtained in the low-density regime^{29,30} shows that the effect of density on the phase diagrams for the marginal segregation curve ($\Lambda = 0$) is generally significant. Specifically, the region $\Lambda < 0$ is increased as the system becomes more dense in the absence of gravity (see Fig. 9), but decreases in the presence of gravity (see Figs. 10 and 11).

As said before, one of our future plans within the Δ -model is to determine the heat flux transport coefficients for dense mixtures. Knowing the complete set of Navier-Stokes transport coefficients will enable us to perform a linear stability analysis of the homogeneous steady state, among other applications. In particular, since the homogeneous steady state is stable in the dilute limit²⁸, we want to see if density corrections to the transport coefficients can modify the stability of the homogeneous state. Additionally, the reliability of the theoretical results derived here, which were obtained under certain approximations, should be assessed against computer simulations. One possible project is to carry out computer simulations to measure shear viscosity. As for dry granular mixtures,^{57–59} we plan to perform simulations on a granular mixture subjected to simple shear flow, where the cooling effects associated with collision dissipation are precisely offset by the presence of the Δ parameters in the collisional rules. Work along these lines is in progress.

ACKNOWLEDGMENTS

We acknowledge financial support from Grant No. PID2024-156352NB-I00 and from Grant No. GR24022 funded by Junta de Extremadura (Spain) and by European Regional Development Fund (ERDF) “A way of making Europe”. The research of David González Méndez has been supported by the predoctoral fellowship FPU24/01056 from the Spanish Government.

AUTHOR DECLARATIONS

Conflict of Interest

The authors have no conflicts to disclose.

DATA AVAILABILITY

The data that support the findings of this study are available from the corresponding author upon reasonable request.

Appendix A: First-order approximation

Given that the application of the Chapman–Enskog method²⁷ to granular mixtures has been carried out in several previous papers (see for instance, Ref. 37), we provide in this Appendix some intermediate steps in the Δ -model to achieve the final linear integral equations defining the Navier–Stokes transport coefficients. To first order, the Enskog kinetic equation for the one-particle distribution function $f_i^{(1)}$ of species i is

$$\partial_t^{(0)} f_i^{(1)} - \sum_{j=1}^s J_{ij}^{(1)}[f_i, f_j] = - \left(D_t^{(1)} + \mathbf{V} \cdot \nabla + \mathbf{g} \cdot \frac{\partial}{\partial \mathbf{V}} \right) f_i^{(0)}, \quad (\text{A1})$$

where $D_t^{(1)} = \partial_t^{(1)} + \mathbf{U} \cdot \nabla$ and the first order contribution $\sum_{j=1}^s J_{ij}^{(1)}[f_i, f_j]$ to the Enskog collision operator is given by³⁷

$$\begin{aligned} \sum_{j=1}^s J_{ij}^{(1)}[f_i, f_j] \rightarrow & - \sum_{j=1}^s \sum_{\ell=1}^s \left\{ \mathcal{K}_{i\ell} \left[n_j \frac{\partial f_\ell^{(0)}}{\partial n_j} \right] + \frac{1}{2} \left(n_j \frac{\partial \ln \chi_{i\ell}}{\partial n_j} + I_{i\ell j} \right) \mathcal{K}_{i\ell} \left[f_\ell^{(0)} \right] \right\} \cdot \nabla \ln n_j \\ & - \sum_{j=1}^s \mathcal{K}_{ij} \left[T \frac{\partial f_j^{(0)}}{\partial T} \right] \cdot \nabla \ln T + \frac{1}{2} \sum_{j=1}^s \mathcal{K}_{ij,\lambda} \left[\frac{\partial f_j^{(0)}}{\partial V_\beta} \right] \left(\partial_\lambda U_\beta + \partial_\beta U_\lambda - \frac{2}{d} \delta_{\lambda\beta} \nabla \cdot \mathbf{U} \right) \\ & + \frac{1}{d} \sum_{j=1}^s \mathcal{K}_{ij,\beta} \left[\frac{\partial f_j^{(0)}}{\partial V_\beta} \right] \nabla \cdot \mathbf{U} - \left(\mathcal{L} f^{(1)} \right)_i. \end{aligned} \quad (\text{A2})$$

The linear operator $(\mathcal{L} f^{(1)})_i$ is defined by

$$(\mathcal{L} X)_i = - \sum_{j=1}^s \left(J_{ij}^{(0)}[X_i, f_j^{(0)}] + J_{ij}^{(0)}[f_i^{(0)}, X_j] \right), \quad (\text{A3})$$

where $J_{ij}^{(0)}$ is given by Eq. (36) and the operator $\mathcal{K}_{ij}[X_j]$ for a multicomponent mixture in the Δ -model is

$$\begin{aligned} \mathcal{K}_{ij}[X] = & -\sigma_{ij}^d \chi_{ij} \int d\mathbf{v}_2 \int d\hat{\boldsymbol{\sigma}} \Theta(-\hat{\boldsymbol{\sigma}} \cdot \mathbf{g}_{12} - 2\Delta_{ij})(-\hat{\boldsymbol{\sigma}} \cdot \mathbf{g}_{12} - 2\Delta_{ij}) \hat{\boldsymbol{\sigma}} \alpha_{ij}^{-2} f_i^{(0)}(\mathbf{V}_1'') X(\mathbf{V}_2'') \\ & + \sigma_{ij}^d \chi_{ij} \int d\mathbf{v}_2 \int d\hat{\boldsymbol{\sigma}} \Theta(\hat{\boldsymbol{\sigma}} \cdot \mathbf{g}_{12})(\hat{\boldsymbol{\sigma}} \cdot \mathbf{g}_{12}) \hat{\boldsymbol{\sigma}} f_i^{(0)}(\mathbf{V}_1) X(\mathbf{V}_2). \end{aligned} \quad (\text{A4})$$

In addition, the quantities $I_{i\ell j}$ are defined in terms of the functional derivative of the (local) pair distribution function χ_{ij} with respect to the (local) partial densities n_ℓ . These quantities are the origin of the primary difference between the so-called Standard Enskog Theory and the Revised Enskog Theory for elastic collisions.^{53–55,60} Given the mathematical difficulties involved in the determination of the above functional derivatives, these parameters are chosen here to recover the results derived for molecular fluid mixtures. Their explicit forms will be displayed in the Appendix D for a binary mixture.

The balance equations at this order provide the actions of the operators $D_t^{(1)}$ over the hydrodynamic fields as

$$D_t^{(1)} n_i = -n_i \nabla \cdot \mathbf{U}, \quad D_t^{(1)} \mathbf{U} = -\rho^{-1} \nabla p + \mathbf{g}, \quad (\text{A5})$$

$$\frac{d}{2} n D_t^{(1)} T = -p \nabla \cdot \mathbf{U} - \frac{d}{2} n T \zeta_U \nabla \cdot \mathbf{U}, \quad (\text{A6})$$

As usual, upon writing Eq. (A6) we have taken into account that since the cooling rate is a scalar, corrections to first order in gradients can only arise from the divergence of the flow velocity: $\zeta^{(1)} = \zeta_U \nabla \cdot \mathbf{U}$. The right-hand side of Eq.

(A1) can be more explicitly evaluated by taking into account Eqs. (A5) and (A6). The result is

$$\begin{aligned} \left(D_t^{(1)} + \mathbf{V} \cdot \nabla + \mathbf{g} \cdot \frac{\partial}{\partial \mathbf{V}} \right) f_i^{(0)} &= \sum_{j=1}^s \left(\mathbf{V} n_j \frac{\partial f_i^{(0)}}{\partial n_j} + \frac{n_j}{\rho} \frac{\partial p}{\partial n_j} \frac{\partial f_i^{(0)}}{\partial V} \right) \cdot \nabla \ln n_j \\ &+ \left[\frac{p}{\rho} \left(1 - \frac{1}{2} \sum_{\ell=1}^s \sum_{j=1}^s \Delta_{\ell j}^* \frac{\partial \ln p^*}{\partial \Delta_{\ell j}^*} \right) \frac{\partial f_i^{(0)}}{\partial \mathbf{V}} + T \frac{\partial f_i^{(0)}}{\partial T} \mathbf{V} \right] \cdot \nabla \ln T - V_\lambda \frac{\partial f_i^{(0)}}{\partial V_\beta} \frac{1}{2} \left(\partial_\beta U_\lambda + \partial_\lambda U_\beta - \frac{2}{d} \delta_{\lambda\beta} \nabla \cdot \mathbf{U} \right) \\ &- \left[\frac{1}{d} \mathbf{V} \cdot \frac{\partial f_i^{(0)}}{\partial \mathbf{V}} + \left(\zeta_U + \frac{2}{d} \frac{p}{nT} \right) T \frac{\partial f_i^{(0)}}{\partial T} + \sum_{j=1}^s n_j \frac{\partial f_i^{(0)}}{\partial n_j} \right] \nabla \cdot \mathbf{U}. \end{aligned} \quad (\text{A7})$$

With this result, the kinetic equation for the first-order distribution function $f_i^{(1)}(\mathbf{V})$ can be written as

$$\partial_t^{(0)} f_i^{(1)} + \left(\mathcal{L} f^{(1)} \right)_i = \mathbf{A}_i \cdot \nabla \ln T + \sum_{j=1}^N \mathbf{B}_{ij} \cdot \nabla \ln n_j + C_{i,\lambda\beta} \frac{1}{2} \left(\partial_\beta U_\lambda + \partial_\lambda U_\beta - \frac{2}{d} \delta_{\lambda\beta} \nabla \cdot \mathbf{U} \right) + D_i \nabla \cdot \mathbf{U}, \quad (\text{A8})$$

where the coefficients of the field gradients on the right hand side are given by

$$\mathbf{A}_i(\mathbf{V}) = -T \frac{\partial f_i^{(0)}}{\partial T} \mathbf{V} - \frac{p}{\rho} \left(1 - \frac{1}{2} \sum_{\ell=1}^s \sum_{j=1}^s \Delta_{\ell j}^* \frac{\partial \ln p^*}{\partial \Delta_{\ell j}^*} \right) \frac{\partial f_i^{(0)}}{\partial \mathbf{V}} - \sum_{j=1}^s \kappa_{ij} \left[T \frac{\partial f_j^{(0)}}{\partial T} \right], \quad (\text{A9})$$

$$\mathbf{B}_{ij}(\mathbf{V}) = -\mathbf{V} n_j \frac{\partial f_i^{(0)}}{\partial n_j} - \frac{n_j}{\rho} \frac{\partial p}{\partial n_j} \frac{\partial f_i^{(0)}}{\partial \mathbf{V}} - \sum_{\ell=1}^s \left\{ \kappa_{i\ell} \left[n_j \frac{\partial f_\ell^{(0)}}{\partial n_j} \right] + \frac{1}{2} \left(n_j \frac{\partial \ln \chi_{i\ell}}{\partial n_j} + I_{i\ell j} \right) \kappa_{i\ell} \left[f_\ell^{(0)} \right] \right\}, \quad (\text{A10})$$

$$C_{i,\lambda\beta}(\mathbf{V}) = V_\lambda \frac{\partial f_i^{(0)}}{\partial V_\beta} + \sum_{j=1}^s \kappa_{ij,\lambda} \left[\frac{\partial f_j^{(0)}}{\partial V_\beta} \right], \quad (\text{A11})$$

$$D_i(\mathbf{V}) = \frac{1}{d} \mathbf{V} \cdot \frac{\partial f_i^{(0)}}{\partial \mathbf{V}} + \left(\zeta_U + \frac{2}{d} \frac{p}{nT} \right) T \frac{\partial f_i^{(0)}}{\partial T} + \sum_{j=1}^s \left\{ n_j \frac{\partial f_i^{(0)}}{\partial n_j} + \frac{1}{d} \kappa_{ij,\beta} \left[\frac{\partial f_j^{(0)}}{\partial V_\beta} \right] \right\}. \quad (\text{A12})$$

The first-order contribution to the cooling rate ζ_U can be written as

$$\zeta_U = \zeta^{(1,0)} + \zeta^{(1,1)}, \quad (\text{A13})$$

where

$$\begin{aligned} \zeta^{(1,0)} &= \frac{4\pi^{d/2}}{d^2 \Gamma\left(\frac{d}{2}\right)} \sum_{i,j} \chi_{ij} \frac{m_{ij}}{m} x_i x_j n \sigma_{ij}^d \Delta_{ij}^{*2} + \frac{4\pi^{(d-1)/2}}{d^2 \Gamma\left(\frac{d+1}{2}\right)} \frac{v_{\text{th}}}{nT} \sum_{i,j} \chi_{ij} m_{ij} \sigma_{ij}^d \alpha_{ij} \Delta_{ij}^* \int d\mathbf{v}_1 \int d\mathbf{v}_2 g_{12} f_i^{(0)}(\mathbf{V}_1) f_j^{(0)}(\mathbf{V}_2) \\ &- \frac{3\pi^{d/2}}{d^2 \Gamma\left(\frac{d}{2}\right)} \sum_{i,j} \chi_{ij} \mu_{ji} x_i x_j n \sigma_{ij}^d \gamma_i (1 - \alpha_{ij}^2), \end{aligned} \quad (\text{A14})$$

$$\zeta^{(1,1)} = -\frac{4\pi^{(d-1)/2}}{dnT} \sum_{i,j} \chi_{ij} m_{ij} \sigma_{ij}^{d-1} \int d\mathbf{v}_1 \int d\mathbf{v}_2 f_i^{(0)}(\mathbf{V}_1) \mathcal{D}_j(\mathbf{V}_2) \left[\frac{\Delta_{ij}^2}{\Gamma\left(\frac{d+1}{2}\right)} g_{12} + \frac{\sqrt{\pi}}{d \Gamma\left(\frac{d}{2}\right)} \alpha_{ij} \Delta_{ij} g_{12}^2 - \frac{1 - \alpha_{ij}^2}{4 \Gamma\left(\frac{d+3}{2}\right)} g_{12}^3 \right]. \quad (\text{A15})$$

In Eq. (A14) we recall that $\Delta_{ij}^* = \Delta_{ij}/v_{\text{th}}$. The second term in the right-hand side of Eq. (A14) can be explicitly evaluated when one takes the Maxwellian approximation (49) for the distributions $f_i^{(0)}(\mathbf{V})$ and $f_j^{(0)}(\mathbf{V})$. In this approximation, one gets the result

$$\int d\mathbf{v}_1 \int d\mathbf{v}_2 g_{12} f_i^{(0)}(\mathbf{V}_1) f_j^{(0)}(\mathbf{V}_2) = \frac{\Gamma\left(\frac{d+1}{2}\right)}{\Gamma\left(\frac{d}{2}\right)} n_i n_j \left(\frac{\theta_i + \theta_j}{\theta_i \theta_j} \right)^{1/2} v_{\text{th}}. \quad (\text{A16})$$

Thus, the expression of $\zeta^{(1,0)}$ can be more explicitly written when one takes into account the result (A16):

$$\zeta^{(1,0)} = \frac{4\pi^{d/2}}{d^2\Gamma\left(\frac{d}{2}\right)} \sum_{i,j} \chi_{ij} x_i x_j n \sigma_{ij}^d \left\{ \frac{m_{ij}}{\bar{m}} \Delta_{ij}^* \left[\Delta_{ij}^* + \frac{2}{\sqrt{\pi}} \alpha_{ij} \left(\frac{\theta_i + \theta_j}{\theta_i \theta_j} \right)^{1/2} \right] - \frac{3}{4} \mu_{ji} \gamma_i (1 - \alpha_{ij}^2) \right\}. \quad (\text{A17})$$

The solution to Eq. (A8) is

$$f_i^{(1)}(\mathbf{V}) = \mathcal{A}_i(\mathbf{V}) \cdot \nabla \ln T + \sum_{j=1}^N \mathcal{B}_{ij}(\mathbf{V}) \cdot \nabla \ln n_j + \mathcal{C}_{i,\lambda\beta}(\mathbf{V}) \frac{1}{2} \left(\partial_\beta U_\lambda + \partial_\lambda U_\beta - \frac{2}{d} \delta_{\lambda\beta} \nabla \cdot \mathbf{U} \right) + \mathcal{D}_i(\mathbf{V}) \nabla \cdot \mathbf{U}, \quad (\text{A18})$$

where the integral equations obeying the unknown functions \mathcal{A}_i , \mathcal{B}_{ij} , $\mathcal{C}_{i,\lambda\beta}$, and \mathcal{D}_i can be obtained by substituting the expression (A18) of $f_i^{(1)}(\mathbf{V})$ into Eq. (A8) and identifying the coefficients of the independent gradients. To obtain them, one has to take into account the contributions from the operator $\partial_t^{(0)}$ acting on the temperature gradient. These contributions are given by

$$\begin{aligned} \partial_t^{(0)} \nabla \ln T &= -\nabla \zeta^{(0)} = -T \frac{\partial \zeta^{(0)}}{\partial T} \nabla \ln T - \sum_{j=1}^s n_j \frac{\partial \zeta^{(0)}}{\partial n_j} \nabla \ln n_j \\ &= -\frac{1}{2} \zeta^{(0)} \left(1 - \sum_{\ell=1}^s \sum_{j=1}^s \Delta_{\ell j}^* \frac{\partial \ln \zeta_0^*}{\partial \Delta_{\ell j}^*} \right) \nabla \ln T - \sum_{j=1}^s n_j \frac{\partial \zeta^{(0)}}{\partial n_j} \nabla \ln n_j, \end{aligned} \quad (\text{A19})$$

where we recall that $\zeta_0^* = \zeta^{(0)}/\nu$. The corresponding integral equations for the unknowns can be finally achieved when one identifies the coefficients of the independent gradients. These integral equations are given by Eqs. (53)–(56), where

$$D'_i(\mathbf{V}) = \frac{1}{d} \mathbf{V} \cdot \frac{\partial f_i^{(0)}}{\partial \mathbf{V}} + \left(\zeta^{(1,0)} + \frac{2}{d} \frac{p}{nT} \right) T \frac{\partial f_i^{(0)}}{\partial T} + \sum_{j=1}^N n_j \left\{ \frac{\partial f_i^{(0)}}{\partial n_j} + \frac{1}{d} \mathcal{K}_{ij,\beta} \left[\frac{\partial f_j^{(0)}}{\partial V_\beta} \right] \right\}. \quad (\text{A20})$$

Appendix B: Collisional contributions to the pressure tensor

The first-order contributions to the collisional pressure tensor $P_{\lambda\beta}^c$ are obtained in this Appendix. To first order in spatial gradients, $P_{\lambda\beta}^c$ can be split as

$$P_{\lambda\beta}^c = P_{\lambda\beta}^{(\Delta=0)c} + P_{\lambda\beta}^{(\Delta \neq 0)c}, \quad (\text{B1})$$

where $P_{\lambda\beta}^{(\Delta=0)c}$ denotes the contributions to $P_{\lambda\beta}^c$ obtained in the conventional IHS (i.e., when $\Delta_{ij} = 0$) while $P_{\lambda\beta}^{(\Delta \neq 0)c}$ denotes the contributions involving terms proportional to Δ_{ij} . Given that $P_{\lambda\beta}^{(\Delta=0)c}$ was obtained in previous works,^{40,43,44} we focus here on the evaluation of $P_{\lambda\beta}^{(\Delta \neq 0)c}$.

To first order in spatial gradients, $P_{\lambda\beta}^{(\Delta \neq 0)c}$ is given by

$$\begin{aligned}
P_{\lambda\beta}^{(\Delta \neq 0)c} = & 2 \sum_{i,j} \chi_{ij} m_{ij} \sigma_{ij}^d \Delta_{ij} \int d\mathbf{v}_1 \int d\mathbf{v}_2 \int d\hat{\boldsymbol{\sigma}} \Theta(\hat{\boldsymbol{\sigma}} \cdot \mathbf{g}_{12}) (\hat{\boldsymbol{\sigma}} \cdot \mathbf{g}_{12}) \hat{\sigma}_\lambda \hat{\sigma}_\beta \left[f_i^{(1)}(\mathbf{V}_1) f_j^{(0)}(\mathbf{V}_2) \right. \\
& + \left. \frac{1}{2} f_i^{(0)}(\mathbf{V}_1) \frac{\partial f_j^{(0)}(\mathbf{V}_2)}{\partial \mathbf{r}} \cdot \boldsymbol{\sigma}_{ij} \right] = \frac{2B_1}{d+1} \sum_{i,j} \chi_{ij} m_{ij} \sigma_{ij}^d \Delta_{ij} \\
& \times \int d\mathbf{v}_1 \int d\mathbf{v}_2 g_{12}^{-1} (g_{12,\lambda} g_{12,\beta} + g_{12}^2 \delta_{\lambda\beta}) f_i^{(1)}(\mathbf{V}_1) f_j^{(0)}(\mathbf{V}_2) - \frac{B_2}{d+2} \sum_{i,j} \chi_{ij} m_{ij} \sigma_{ij}^{d+1} \Delta_{ij} \partial_\nu U_\mu \\
& \times \int d\mathbf{v}_1 \int d\mathbf{v}_2 (g_{12,\nu} \delta_{\lambda\beta} + g_{12,\lambda} \delta_{\nu\beta} + g_{12,\beta} \delta_{\lambda\nu}) f_i^{(0)}(\mathbf{V}_1) \frac{\partial f_j^{(0)}(\mathbf{V}_2)}{\partial V_{2\mu}} = \frac{2B_1}{d+1} \sum_{i,j} \chi_{ij} m_{ij} \sigma_{ij}^d \Delta_{ij} \\
& \times \int d\mathbf{v}_1 \int d\mathbf{v}_2 g_{12}^{-1} (g_{12,\lambda} g_{12,\beta} + g_{12}^2 \delta_{\lambda\beta}) \left[\mathcal{C}_{i,\mu\nu}(\mathbf{V}_1) \frac{1}{2} \left(\partial_\mu U_\nu + \partial_\nu U_\mu - \frac{2}{d} \delta_{\mu\nu} \nabla \cdot \mathbf{U} \right) + \mathcal{D}_i(\mathbf{V}_1) \nabla \cdot \mathbf{U} \right] \\
& \times f_j^{(0)}(\mathbf{V}_2) - \frac{B_2}{d+2} \sum_{i,j} \chi_{ij} m_{ij} n_i n_j \sigma_{ij}^{d+1} \Delta_{ij} \left[\left(\partial_\beta U_\lambda + \partial_\lambda U_\beta - \frac{2}{d} \delta_{\lambda\beta} \nabla \cdot \mathbf{U} \right) + \frac{d+2}{d} \delta_{\lambda\beta} \nabla \cdot \mathbf{U} \right],
\end{aligned} \tag{B2}$$

where the coefficients B_k have been defined in Eq. (39). In addition, upon deriving Eq. (B2), we have taken into account that by symmetry reasons the only contributions to $P_{\lambda\beta}^{(\Delta \neq 0)c}$ coming from $f_i^{(1)}$ only involve the unknowns $\mathcal{C}_{i,\mu\nu}$ and \mathcal{D}_i . To compute the first term on the right hand side of Eq. (B2), we take the leading Sonine approximations to \mathcal{C}_i [given by Eq. (94)] and \mathcal{D}_i :

$$\mathcal{D}_i(\mathbf{V}) \rightarrow f_{i,M}(\mathbf{V}) W_i(\mathbf{V}) \frac{\varpi_i}{T_i^{(0)}}, \quad W_i(\mathbf{V}) = \frac{m_i V^2}{2T_i^{(0)}} - \frac{d}{2}, \tag{B3}$$

where $T_i^{(1)} = \varpi_i \nabla \cdot \mathbf{U}$. Thus, taking into account the leading Sonine approximations to \mathcal{C}_i and \mathcal{D}_i , after some algebra one gets the expression

$$\begin{aligned}
P_{\lambda\beta}^{(\Delta \neq 0)c} = & -\frac{8\pi^{(d-1)/2}}{(d+1)\Gamma\left(\frac{d+1}{2}\right)} \sum_{i,j} \chi_{ij} \frac{m_{ij} m_i}{\bar{m}^2} \frac{n_j \sigma_{ij}^d}{\gamma_i^2} \left(\frac{\theta_j}{\theta_i + \theta_j} \right)^2 \Delta_{ij}^* \left[\int d\mathbf{c}_1 \int d\mathbf{c}_2 g_{12}^{*-1} g_{12,x}^{*2} g_{12,y}^{*2} \varphi_{i,M}(\mathbf{c}_1) \varphi_{j,M}(\mathbf{c}_2) \right] \\
& \times \eta_i^k \left(\partial_\beta U_\lambda + \partial_\lambda U_\beta - \frac{2}{d} \delta_{\lambda\beta} \nabla \cdot \mathbf{U} \right) - \frac{\pi^{d/2}}{d(d+2)\Gamma\left(\frac{d}{2}\right)} \sum_{i,j} \chi_{ij} n_i n_j \sigma_{ij}^{d+1} m_{ij} v_{th} \Delta_{ij}^* \\
& \times \left[\left(\partial_\beta U_\lambda + \partial_\lambda U_\beta - \frac{2}{d} \delta_{\lambda\beta} \nabla \cdot \mathbf{U} \right) + \frac{d+2}{d} \delta_{\lambda\beta} \nabla \cdot \mathbf{U} \right] \\
& + \frac{4\pi^{(d-1)/2}}{d\Gamma\left(\frac{d}{2}\right)} \sum_{i,j} \chi_{ij} \mu_{ji} \theta_i n_i n_j \sigma_{ij}^d \Delta_{ij}^* \varpi_i \left[\int d\mathbf{c}_1 \int d\mathbf{c}_2 g_{12}^* \left(\theta_i c_1^2 - \frac{d}{2} \right) \varphi_{i,M}(\mathbf{c}_1) \varphi_{j,M}(\mathbf{c}_2) \right] \delta_{\lambda\beta} \nabla \cdot \mathbf{U},
\end{aligned} \tag{B4}$$

where we recall that $\mathbf{g}_{12}^* = \mathbf{g}_{12}/v_{th}$, $\mathbf{c}_i = \mathbf{v}_i/v_{th}$, and we have replaced the scaled distribution $\varphi_j(\mathbf{c}_2)$ by its Maxwellian form $\varphi_{j,M}(\mathbf{c}_2)$ in the first identity of Eq. (B4) for the sake of simplicity.

According to Eq. (B4), the collisional transfer contributions to η and η_b involving terms proportional to Δ_{ij} are given by

$$\begin{aligned}
\eta_c^{(\Delta \neq 0)} = & \frac{8\pi^{(d-1)/2}}{(d+1)\Gamma\left(\frac{d+1}{2}\right)} \sum_{i,j} \chi_{ij} \frac{m_{ij} m_i}{\bar{m}^2} \frac{n_j \sigma_{ij}^d}{\gamma_i^2} \left(\frac{\theta_j}{\theta_i + \theta_j} \right)^2 \Delta_{ij}^* \left[\int d\mathbf{c}_1 \int d\mathbf{c}_2 g_{12}^{*-1} g_{12,x}^{*2} g_{12,y}^{*2} \varphi_{i,M}(\mathbf{c}_1) \varphi_{j,M}(\mathbf{c}_2) \right] \eta_i^k \\
& + \frac{d}{d+2} \eta_b^{(\Delta \neq 0)(I)},
\end{aligned} \tag{B5}$$

$$\eta_b^{(\Delta \neq 0)} = \eta_b^{(\Delta \neq 0)(I)} + \eta_b^{(\Delta \neq 0)(II)}, \tag{B6}$$

where

$$\eta_b^{(\Delta \neq 0)(I)} = \frac{\pi^{d/2}}{d^2 \Gamma(\frac{d}{2})} \sum_{i,j} \chi_{ij} n_i n_j \sigma_{ij}^{d+1} m_{ij} v_{th} \Delta_{ij}^*, \quad (B7)$$

$$\eta_b^{(\Delta \neq 0)(II)} = -\frac{4\pi^{(d-1)/2}}{d \Gamma(\frac{d}{2})} \sum_{i,j} \chi_{ij} \mu_{ji} \theta_i n_i n_j \sigma_{ij}^d \Delta_{ij}^* \left[\int d\mathbf{c}_1 \int d\mathbf{c}_2 g_{12}^* \left(\theta_i c_1^2 - \frac{d}{2} \right) \varphi_{i,M}(\mathbf{c}_1) \varphi_j(\mathbf{c}_2) \right] \varpi_i \quad (B8)$$

The expressions (67)–(69) for η_b and (72) for η_c can be obtained from Eqs. (B5)–(B8) and those corresponding to the contributions to $P_{\lambda\beta}^{(\Delta=0)c}$.

Appendix C: Expressions of τ_{ii} and τ_{ij}

Although the expressions of the collision frequencies τ_{ii} and τ_{ij} were displayed for dilute granular mixtures, for the sake of completeness, it is convenient to provide them for moderate densities. To estimate them, as usual we make the replacement $f_i^{(0)} \rightarrow f_{i,M}$ in Eqs. (99) and (100). In this approximation, τ_{ii} and τ_{ij} can be written as

$$\tau_{ii} = \tau_{ii}^{(0)} + \tau_{ii}^{(1)}, \quad \tau_{ij} = \tau_{ij}^{(0)} + \tau_{ij}^{(1)}, \quad (C1)$$

where

$$\begin{aligned} \tau_{ii}^{(0)} = & \frac{2\pi^{(d-1)/2}}{d(d+2)\Gamma(\frac{d}{2})} v_{th} \left\{ n_i \sigma_i^{d-1} \chi_{ii} (2\theta_i)^{-1/2} (3 + 2d - 3\alpha_{ii})(1 + \alpha_{ii}) + 2 \sum_{j \neq i}^s n_j \sigma_{ij}^{d-1} \chi_{ij} \mu_{ji} (1 + \alpha_{ij}) \theta_i^{3/2} \theta_j^{-1/2} \right. \\ & \times \left[(d+3)(\mu_{ij} \theta_j - \mu_{ji} \theta_i) \theta_i^{-2} (\theta_i + \theta_j)^{-1/2} + \frac{3+2d-3\alpha_{ij}}{2} \mu_{ji} \theta_i^{-2} (\theta_i + \theta_j)^{1/2} \right. \\ & \left. \left. + \frac{2d(d+1)-4}{2(d-1)} \theta_i^{-1} (\theta_i + \theta_j)^{-1/2} \right] \right\}, \end{aligned} \quad (C2)$$

$$\begin{aligned} \tau_{ii}^{(1)} = & \frac{\sqrt{2}\pi^{(d-1)/2}}{d(d+2)\Gamma(\frac{d}{2})} v_{th} n_i \sigma_i^{d-1} \chi_{ii} \Delta_{ii}^* \left[\sqrt{2\pi}(d - 2\alpha_{ii}) - 2\theta_i^{-1/2} \Delta_{ii}^* \right] \\ & - \frac{8\pi^{(d-1)/2}}{d(d+2)\Gamma(\frac{d}{2})} v_{th} \sum_{j \neq i}^s n_j \sigma_{ij}^{d-1} \chi_{ij} \mu_{ji}^2 \theta_i^2 \Delta_{ij}^* \left[\sqrt{\pi} \theta_j^{-2} (1 + \alpha_{ij}) + (\theta_i + \theta_j)^{-1/2} \theta_i^{1/2} \theta_j^{-3/2} \Delta_{ij}^* \right], \end{aligned} \quad (C3)$$

$$\begin{aligned} \tau_{ij}^{(0)} = & \frac{4\pi^{(d-1)/2}}{d(d+2)\Gamma(\frac{d}{2})} v_{th} n_i \sigma_{ij}^{d-1} \chi_{ij} \mu_{ij} \theta_j^{3/2} \theta_i^{-1/2} (1 + \alpha_{ij}) \left[(d+3)(\mu_{ij} \theta_j - \mu_{ji} \theta_i) \theta_j^{-2} (\theta_i + \theta_j)^{-1/2} \right. \\ & \left. + \frac{3+2d-3\alpha_{ij}}{2} \mu_{ji} \theta_j^{-2} (\theta_i + \theta_j)^{1/2} - \frac{2d(d+1)-4}{2(d-1)} \theta_j^{-1} (\theta_i + \theta_j)^{-1/2} \right], \end{aligned} \quad (C4)$$

$$\tau_{ij}^{(1)} = -\frac{4\pi^{(d-1)/2}}{d(d+2)\Gamma(\frac{d}{2})} v_{th} n_i \sigma_{ij}^{d-1} \chi_{ij} \mu_{ij} \theta_j^2 \Delta_{ij}^* \left[2\sqrt{\pi} \mu_{ji} \theta_i^{-2} (1 + \alpha_{ij}) - (d+2) \sqrt{\pi} \theta_i^{-2} + 2\mu_{ji} (\theta_i + \theta_j)^{-1/2} \theta_j^{1/2} \theta_i^{-3/2} \Delta_{ij}^* \right]. \quad (C5)$$

In the case of mechanically equivalent particles, Eqs. (C2)–(C5) are consistent with previous results obtained from the Δ -model for dilute monocomponent granular gases.¹⁵

Appendix D: Expressions of the diffusion coefficients for a granular binary mixture

In this Appendix, we provide the expressions of the diffusion transport coefficients for a granular binary mixture ($s = 2$) in steady state conditions. In this case, since $\mathbf{j}_1^{(1)} = -\mathbf{j}_2^{(1)}$, the diffusion coefficients obey the relations

$$D_{21} = -\frac{m_1}{m_2} D_{11}, \quad D_{22} = -\frac{m_1}{m_2} D_{12}, \quad D_2^T = -D_1^T. \quad (D1)$$

For the sake of simplicity, we consider the case where $\Delta_{11} = \Delta_{22} = \Delta_{12}$. We introduce the dimensionless coefficients

$$D_{ij}^* = \frac{m_i m_j \nu}{\rho T} D_{ij}, \quad D_i^{*T} = \frac{\rho \nu}{n T} D_i^T. \quad (\text{D2})$$

The dimensionless thermal diffusion coefficient D_1^{*T} is

$$\begin{aligned} D_1^{*T} = & \left(\nu_D^* + \frac{1}{2} \Delta^* \frac{\partial \zeta_0^*}{\partial \Delta^*} \right)^{-1} \left\{ -\frac{\rho_1}{\rho} \left(p^* - \frac{1}{2} \Delta^* \frac{\partial p^*}{\partial \Delta^*} \right) + x_1 \left(\gamma_1 - \frac{1}{2} \Delta^* \frac{\partial \gamma_1}{\partial \Delta^*} \right) \right. \\ & + \frac{\pi^{d/2}}{d \Gamma\left(\frac{d}{2}\right)} n \sigma_{12}^d x_1 \left[x_1 \left(\frac{\sigma_1}{\sigma_{12}} \right)^d \chi_{11} \left(\frac{1 + \alpha_{11}}{2} \gamma_1 + \sqrt{\frac{2}{\pi \theta_1}} \mu_{12} \Delta^* \right) \left(1 - \frac{1}{2} \Delta^* \frac{\partial \ln \gamma_1}{\partial \Delta^*} \right) \right. \\ & \left. \left. + x_2 \chi_{12} \left((1 + \alpha_{12}) \mu_{12} \gamma_2 + \frac{4}{\sqrt{\pi}} \mu_{12} \mu_{21} \Delta^* \sqrt{\frac{\theta_1}{\theta_2(\theta_1 + \theta_2)}} \right) \left(1 - \frac{1}{2} \Delta^* \frac{\partial \ln \gamma_2}{\partial \Delta^*} \right) \right] \right\}, \end{aligned} \quad (\text{D3})$$

where

$$\nu_D^* = \nu_{11}^* - \nu_{12}^* = \frac{2\pi^{(d-1)/2}}{d \Gamma\left(\frac{d}{2}\right)} \chi_{12} (x_2 \mu_{21} + x_1 \mu_{12}) \left[\sqrt{\frac{\theta_1 + \theta_2}{\theta_1 \theta_2}} (1 + \alpha_{12}) + \sqrt{\pi} \Delta^* \right]. \quad (\text{D4})$$

Here, $\nu_{ij}^* = \nu_{ij}/\nu$.

The expression of the coefficient D_{11}^* can be written as

$$\begin{aligned} \nu_D^* D_{11}^* = & \frac{n_1}{x_1} \frac{\partial \zeta_0^*}{\partial n_1} D_1^{*T} + \gamma_1 + n_1 \frac{\partial \gamma_1}{\partial n_1} - \frac{\rho_1}{\rho} \left(p^* + \frac{n_1}{x_1} \frac{\partial p^*}{\partial n_1} \right) + \frac{\pi^{d/2}}{d \Gamma\left(\frac{d}{2}\right)} n \sigma_1^d x_1 \chi_{11} \\ & \times \left\{ \left[(1 + \alpha_{11}) \gamma_1 + 4 \mu_{12} \Delta^* \sqrt{\frac{2}{\pi \theta_1}} \right] \left(1 + \frac{1}{2} n_1 \frac{\partial \ln \chi_{11}}{\partial n_1} \right) + \frac{1}{2} n_1 \frac{\partial \gamma_1}{\partial n_1} \left(1 + \alpha_{11} + 4 \frac{\mu_{12}}{\gamma_1} \Delta^* \sqrt{\frac{1}{2\pi \theta_1}} \right) \right\} \\ & + \frac{\pi^{d/2}}{d \Gamma\left(\frac{d}{2}\right)} n \sigma_{12}^d x_1 \chi_{12} \mu_{21} \left\{ \left[(1 + \alpha_{12}) (\gamma_1 + \mu \gamma_2) + \frac{8}{\sqrt{\pi}} \mu_{12} \Delta^* \sqrt{\frac{\theta_1 + \theta_2}{\theta_1 \theta_2}} \right] \right. \\ & \left. \times \left[\frac{x_2}{2x_1} \left(n_1 \frac{\partial \ln \chi_{12}}{\partial n_1} + I_{121} \right) \right] + n_2 \frac{\partial \gamma_2}{\partial n_1} \left[(1 + \alpha_{12}) \mu + \frac{4}{\sqrt{\pi}} \frac{\mu_{12}}{\gamma_2} \Delta^* \sqrt{\frac{\theta_1}{\theta_2(\theta_1 + \theta_2)}} \right] \right\}, \end{aligned} \quad (\text{D5})$$

where $\mu = m_1/m_2$ is the mass ratio. The coefficient D_{12}^* is

$$\begin{aligned} \nu_D^* D_{12}^* = & \frac{n_2}{x_2} \frac{\partial \zeta_0^*}{\partial n_2} D_1^{*T} + n_1 \frac{\partial \gamma_1}{\partial n_2} - \frac{\rho_1}{\rho} \left(p^* + \frac{n_2}{x_2} \frac{\partial p^*}{\partial n_2} \right) + \frac{\pi^{d/2}}{d \Gamma\left(\frac{d}{2}\right)} n \sigma_1^d x_1 \chi_{11} \\ & \times \left\{ \frac{1}{2} \frac{x_1}{x_2} \left[(1 + \alpha_{11}) \gamma_1 + 4 \mu_{12} \Delta^* \sqrt{\frac{2}{\pi \theta_1}} \right] n_2 \frac{\partial \ln \chi_{11}}{\partial n_2} + \frac{1}{2} n_1 \frac{\partial \gamma_1}{\partial n_2} \left(1 + \alpha_{11} + 4 \frac{\mu_{12}}{\gamma_1} \Delta^* \sqrt{\frac{1}{2\pi \theta_1}} \right) \right\} \\ & + \frac{\pi^{d/2}}{d \Gamma\left(\frac{d}{2}\right)} n \sigma_{12}^d x_1 \chi_{12} \mu_{21} \left\{ \left[(1 + \alpha_{12}) (\gamma_1 + \mu \gamma_2) + \frac{8}{\sqrt{\pi}} \mu_{12} \Delta^* \sqrt{\frac{\theta_1 + \theta_2}{\theta_1 \theta_2}} \right] \right. \\ & \left. \times \left[1 + \frac{1}{2} \left(n_2 \frac{\partial \ln \chi_{12}}{\partial n_2} + I_{122} \right) \right] + n_2 \frac{\partial \gamma_2}{\partial n_2} \left[(1 + \alpha_{12}) \mu + \frac{4}{\sqrt{\pi}} \frac{\mu_{12}}{\gamma_2} \Delta^* \sqrt{\frac{\theta_1}{\theta_2(\theta_1 + \theta_2)}} \right] \right\}. \end{aligned} \quad (\text{D6})$$

It is quite apparent that the explicit form of the transport coefficients D_{11}^* and D_{12}^* requires the knowledge of the quantities $I_{i\ell j}$. These parameters are given in terms of the functional derivative of the (local) pair distribution function χ_{ij} with respect to the (local) partial densities

n_ℓ [see Eq. (C11) of Ref. 43]. The quantities $I_{i\ell j}$ are zero if $i = \ell$, but otherwise are not zero. As said in the Appendix A, in granular mixtures they are usually chosen to recover the results derived by López de Haro *et al.* for elastic mixtures³⁶ (see Appendix C of Ref. 44).

In a binary mixture, the nonzero parameters I_{121} and I_{122} appearing in Eqs. (D5) and (D6) are given by^{37,44}

$$I_{121} = \frac{1}{TB_2 n_2 \sigma_{12}^d \chi_{12}} \left[n_1 \left(\frac{\partial \mu_1}{\partial n_1} \right)_{T, n_2} - T \right] - 2 \frac{n_1 \sigma_1^d \chi_{11}}{n_2 \sigma_{12}^d \chi_{12}} - \frac{n_1^2 \sigma_1^d}{n_2 \sigma_{12}^d \chi_{12}} \frac{\partial \chi_{11}}{\partial n_1} - \frac{n_1}{\chi_{12}} \frac{\partial \chi_{12}}{\partial n_1}, \quad (D7)$$

$$I_{122} = \frac{1}{TB_2 n_2 \sigma_{12}^d \chi_{12}} \left(\frac{\partial \mu_1}{\partial n_2} \right)_{T, n_1} - 2 - \frac{\sigma_1^d n_1}{\sigma_{12}^d \chi_{12}} \frac{\partial \chi_{11}}{\partial n_2} - \frac{n_2}{\chi_{12}} \frac{\partial \chi_{12}}{\partial n_2}, \quad (D8)$$

where μ_1 is the chemical potential of the species 1. It must be remarked that since granular fluids lack a thermodynamic description, the concept of chemical potential could be questionable. On the other hand, as discussed in previous works,³¹ the presence of the chemical potential μ_i in the theory is essentially due to the choice of the quantities $I_{i\ell j}$. Given that the explicit form of the chemical potential must be known to evaluate the diffusion transport coefficients, for practical purposes, the expression considered here for μ_i is the same as the one obtained for molecular mixtures ($\alpha_{ij} = 1$). Although this evaluation requires the use of thermodynamic relations that only apply for elastic systems, we expect that this approximation could be reliable for not too small values of the coefficients of restitution. More comparisons with computer simulations are needed to support the above expectation.

In the case of hard disks ($d = 2$), a good approximation for the pair distribution function χ_{ij} is⁶¹

$$\chi_{ij} = \frac{1}{1 - \phi} + \frac{9}{16} \frac{\phi}{(1 - \phi)^2} \frac{\sigma_i \sigma_j M_1}{\sigma_{ij} M_2}, \quad (D9)$$

where $\phi = \sum_i \pi n_i \sigma_i^2 / 4$ is the solid volume fraction for disks and

$$M_n = \sum_{k=1}^2 x_k \sigma_k^n. \quad (D10)$$

The expression of the chemical potential μ_i of the species i consistent with the approximation (D9) is⁶²

$$\frac{\mu_i}{T} = \ln(\lambda_i^2 n_i) - \ln(1 - \phi) + \frac{M_1}{4M_2} \left[\frac{9\phi}{1 - \phi} + \ln(1 - \phi) \right] \sigma_i - \frac{1}{8} \left[\frac{M_1^2}{M_2^2} \frac{\phi(1 - 10\phi)}{(1 - \phi)^2} - \frac{8}{M_2} \frac{\phi}{1 - \phi} + \frac{M_1^2}{M_2^2} \ln(1 - \phi) \right] \times \sigma_i^2, \quad (D11)$$

where $\lambda_i(T)$ is the (constant) de Broglie's thermal wavelength.⁶³ Note that for mechanically equivalent particles ($m_1 = m_2$, $\sigma_1 = \sigma_2$), $I_{121} = I_{122} = 0$, as expected since the SET and the RET lead to the same Navier-Stokes transport coefficients for a monocomponent granular gas.⁶⁴

According to Eqs. (D3), (D5) and (D6), it is quite apparent that the diffusion transport coefficients are given in terms of several derivatives. In particular, the derivatives $(\partial \gamma_1 / \partial \Delta^*)$, $(\partial \gamma_1 / \partial x_1)$ and $(\partial \gamma_1 / \partial \phi)$ are given by²⁸

$$\left(\frac{\partial \gamma_1}{\partial \Delta^*} \right) = \frac{\sqrt{Y^2 - 4XZ} - Y}{2X}, \quad (D12)$$

where $X = N\Delta^*$,

$$Y = M\Delta^* - 2N\gamma_1 + \gamma_1 \left(\frac{\partial \zeta_1^*}{\partial \gamma_1} \right), \quad Z = \gamma_1 \left(\frac{\partial \zeta_1^*}{\partial \Delta^*} \right) - 2M\gamma_1. \quad (D13)$$

Here,

$$M = \frac{1}{2} \left[x_1 \gamma_1 \left(\frac{\partial \zeta_1^*}{\partial \Delta^*} \right)_{\gamma_1} + x_2 \gamma_2 \left(\frac{\partial \zeta_2^*}{\partial \Delta^*} \right)_{\gamma_1} \right], \quad (D14)$$

$$N = \frac{1}{2} \left(x_1 \gamma_1 \frac{\partial \zeta_1^*}{\partial \gamma_1} + x_2 \gamma_2 \frac{\partial \zeta_2^*}{\partial \gamma_1} \right). \quad (D15)$$

In addition, in the above equations

$$\left(\frac{\partial \zeta_i^*}{\partial \Delta^*} \right) = \left(\frac{\partial \zeta_i^*}{\partial \Delta^*} \right)_{\gamma_1} + \left(\frac{\partial \zeta_i^*}{\partial \gamma_1} \right) \left(\frac{\partial \gamma_1}{\partial \Delta^*} \right). \quad (D16)$$

The derivatives $\partial \gamma_1 / \partial x_1$ and $(\partial \gamma_1 / \partial \phi)$ can be written as

$$\frac{\partial \gamma_1}{\partial x_1} = - \frac{\gamma_1 \frac{\partial \zeta_1^*}{\partial x_1} + \frac{1}{2} \left(x_1 \gamma_1 \frac{\partial \zeta_1^*}{\partial x_1} + x_2 \gamma_2 \frac{\partial \zeta_2^*}{\partial x_1} \right) \left[\Delta^* \left(\frac{\partial \gamma_1}{\partial \Delta^*} \right) - 2\gamma_1 \right]}{\gamma_1 \frac{\partial \zeta_1^*}{\partial \gamma_1} + \frac{1}{2} \left(x_1 \gamma_1 \frac{\partial \zeta_1^*}{\partial \gamma_1} + x_2 \gamma_2 \frac{\partial \zeta_2^*}{\partial \gamma_1} \right) \left[\Delta^* \left(\frac{\partial \gamma_1}{\partial \Delta^*} \right) - 2\gamma_1 \right]}, \quad (D17)$$

$$\frac{\partial \gamma_1}{\partial \phi} = - \frac{\gamma_1 \frac{\partial \zeta_1^*}{\partial \phi} + \frac{1}{2} \left(x_1 \gamma_1 \frac{\partial \zeta_1^*}{\partial \phi} + x_2 \gamma_2 \frac{\partial \zeta_2^*}{\partial \phi} \right) \left[\Delta^* \left(\frac{\partial \gamma_1}{\partial \Delta^*} \right) - 2\gamma_1 \right]}{\gamma_1 \frac{\partial \zeta_1^*}{\partial \gamma_1} + \frac{1}{2} \left(x_1 \gamma_1 \frac{\partial \zeta_1^*}{\partial \gamma_1} + x_2 \gamma_2 \frac{\partial \zeta_2^*}{\partial \gamma_1} \right) \left[\Delta^* \left(\frac{\partial \gamma_1}{\partial \Delta^*} \right) - 2\gamma_1 \right]}. \quad (D18)$$

In Eqs. (D17) and (D18), it is understood that the

derivatives $\partial_{x_1} \zeta_i^*$ and $\partial_\phi \zeta_i^*$ are taken at $\gamma_1 \equiv \text{const.}$ Sim-

ilarly to Eq. (D16), we have the relations

$$\left(\frac{\partial p^*}{\partial \Delta^*}\right) = \left(\frac{\partial p^*}{\partial \Delta^*}\right)_{\gamma_1} + \left(\frac{\partial p^*}{\partial \gamma_1}\right) \left(\frac{\partial \gamma_1}{\partial \Delta^*}\right), \quad (\text{D19})$$

$$\left(\frac{\partial \zeta_0^*}{\partial \Delta^*}\right) = \left(\frac{\partial \zeta_0^*}{\partial \Delta^*}\right)_{\gamma_1} + \left(\frac{\partial \zeta_0^*}{\partial \gamma_1}\right) \left(\frac{\partial \gamma_1}{\partial \Delta^*}\right). \quad (\text{D20})$$

Finally, since the set $\Lambda \equiv \{\zeta_0, p^*, \gamma_1\}$ depends on the number densities n_1 and n_2 through its dependence on x_1 and ϕ we have the identities

$$n_1 \frac{\partial \Lambda}{\partial n_1} = x_1 x_2 \frac{\partial \Lambda}{\partial x_1} + \phi_1 \frac{\partial \Lambda}{\partial \phi}, \quad (\text{D21})$$

$$n_2 \frac{\partial \Lambda}{\partial n_2} = -x_1 x_2 \frac{\partial \Lambda}{\partial x_1} + \phi_2 \frac{\partial \Lambda}{\partial \phi}, \quad (\text{D22})$$

$$n_2 \frac{\partial \Lambda}{\partial n_1} = x_2^2 \frac{\partial \Lambda}{\partial x_1} + \frac{x_2}{x_1} \phi_1 \frac{\partial \Lambda}{\partial \phi}, \quad (\text{D23})$$

$$n_1 \frac{\partial \Lambda}{\partial n_2} = -x_1^2 \frac{\partial \Lambda}{\partial x_1} + \frac{x_1}{x_2} \phi_2 \frac{\partial \Lambda}{\partial \phi}, \quad (\text{D24})$$

where $\phi_i = \pi n_i \sigma_i^2 / 4$.

- ¹J. S. Olafsen and J. S. Urbach, “Clustering, order, and collapse in a driven granular monolayer,” *Phys. Rev. Lett.* **81**, 4369–4372 (1998).
- ²W. Losert, D. G. W. Cooper, and J. P. Gollub, “Propagating front in an excited granular layer,” *Phys. Rev. E* **59**, 5855–5861 (1999).
- ³A. Prevost, P. Melby, D. A. Egolf, and J. S. Urbach, “Nonequilibrium two-phase coexistence in a confined granular layer,” *Phys. Rev. E* **70**, 050301(R) (2004).
- ⁴G. Castillo, N. Mujica, and R. Soto, “Fluctuations and criticality of a granular solid-liquid-like phase transition,” *Phys. Rev. Lett.* **109**, 095701 (2012).
- ⁵G. Castillo, N. Mujica, and R. Soto, “Universality and criticality of a second-order granular solid-liquid-like phase transition,” *Phys. Rev. E* **91**, 012141 (2015).
- ⁶M. Guzmán and R. Soto, “Critical phenomena in quasi-two-dimensional vibrated granular systems,” *Phys. Rev. E* **97**, 012907 (2018).
- ⁷G. Castillo, N. Mujica, N. Sepúlveda, J. C. Sobrazo, M. Guzmán, and R. Soto, “Hyperuniform states generated by a critical friction field,” *Phys. Rev. E* **100**, 032902 (2019).
- ⁸M. Mayo, J. J. Brey, M. I. García Soria, and P. Maynar, “Kinetic theory of a confined quasi-one-dimensional gas of hard disks,” *Physica A* **597**, 127237 (2022).
- ⁹P. Maynar, M. I. García Soria, and J. J. Brey, “Dynamics of an inelastic tagged particle under strong confinement,” *Phys. Fluids* **34**, 123321 (2022).
- ¹⁰M. Mayo, J. C. Petit, M. I. García Soria, and P. Maynar, “Confined granular gases under the influence of vibrating walls,” *J. Stat. Mech.* **123208** (2023).
- ¹¹R. Brito, D. Risso, and R. Soto, “Hydrodynamic modes in a confined granular fluid,” *Phys. Rev. E* **87**, 022209 (2013).
- ¹²J. J. Brey, M. I. García de Soria, P. Maynar, and V. Buzón, “Homogeneous steady state of a confined granular gas,” *Phys. Rev. E* **88**, 062205 (2013).
- ¹³J. J. Brey, P. Maynar, M. I. García de Soria, and V. Buzón, “Homogeneous hydrodynamics of a collisional model of confined granular gases,” *Phys. Rev. E* **89**, 052209 (2014).
- ¹⁴R. Soto, D. Risso, and R. Brito, “Shear viscosity of a model for confined granular media,” *Phys. Rev. E* **90**, 062204 (2014).
- ¹⁵J. J. Brey, V. Buzón, P. Maynar, and M. García de Soria, “Hydrodynamics for a model of a confined quasi-two-dimensional granular gas,” *Phys. Rev. E* **91**, 052201 (2015).
- ¹⁶J. J. Brey, V. Buzón, M. I. García de Soria, and P. Maynar, “Stability analysis of the homogeneous hydrodynamics of a model for a confined granular gas,” *Phys. Rev. E* **93**, 062907 (2016).
- ¹⁷V. Garzó, R. Brito, and R. Soto, “Enskog kinetic theory for a model of a confined quasi-two-dimensional granular fluid,” *Phys. Rev. E* **98**, 052904 (2018).
- ¹⁸V. Garzó, R. Brito, and R. Soto, “Enskog kinetic theory for a model of a confined quasi-two-dimensional granular fluid,” *Phys. Rev. E* **102** (Erratum), 059901 (2020).
- ¹⁹M. Joyce, J. Morand, and P. Viot, “Attractor nonequilibrium stationary states in perturbed long-range interacting systems,” *Phys. Rev. E* **93**, 052129 (2016).
- ²⁰R. Maire, A. Plati, M. Stockinger, E. Trizac, F. Smalenburg, and G. Foffi, “Interplay between an absorbing phase transition and synchronization in a driven granular system,” *Phys. Rev. Lett.* **132**, 238202 (2024).
- ²¹R. Maire, A. Plati, F. Smalenburg, and G. Foffi, “Dynamical and structural properties of an absorbing phase transition: A case study from granular systems,” *J. Stat. Mech.* **123206** (2025).
- ²²A. Plati, R. Maire, E. Fayen, F. Boulogne, F. Restagno, F. Smalenburg, and G. Foffi, “Quasi-crystalline order in vibrating granular matter,” *Nature Physics* **20**, 465–471 (2024).
- ²³R. Maire and A. Plati, “Enhancing (quasi-)long-range order in a two-dimensional driven crystal,” *J. Chem. Phys.* **161**, 054902 (2024).
- ²⁴R. Maire, A. Plati, F. Smalenburg, and G. Foffi, “Non-equilibrium coexistence between a fluid and a hotter or colder crystal of granular hard disks,” *J. Chem. Phys.* **162**, 124901 (2025).
- ²⁵R. Maire and L. Chaix, “Hyperuniformity and conservation laws in non-equilibrium systems,” *J. Chem. Phys.* **163**, 214507 (2025).
- ²⁶R. Brito, R. Soto, and V. Garzó, “Energy nonequipartition in a collisional model of a confined quasi-two-dimensional granular mixture,” *Phys. Rev. E* **102**, 052904 (2020).
- ²⁷S. Chapman and T. G. Cowling, *The Mathematical Theory of Nonuniform Gases* (Cambridge University Press, Cambridge, 1970).
- ²⁸V. Garzó, R. Brito, and R. Soto, “Navier–Stokes transport coefficients for a model of a confined quasi-two dimensional granular binary mixture,” *Phys. Fluids* **33**, 023310 (2021).
- ²⁹V. Garzó, R. Brito, and R. Soto, “Applications of the kinetic theory for a model of a confined quasi-two dimensional granular binary mixture: Stability analysis and thermal diffusion segregation,” *Phys. Fluids* **36**, 033326 (2024).
- ³⁰V. Garzó, R. Brito, and R. Soto, “Applications of the kinetic theory for a model of a confined quasi-two dimensional granular binary mixture: Stability analysis and thermal diffusion segregation (Erratum),” *Phys. Fluids* **36**, 049901 (2024).
- ³¹R. Gómez González, V. Garzó, R. Brito, and R. Soto, “Diffusion of impurities in a moderately dense confined granular gas,” *Phys. Fluids* **36**, 123387 (2024).
- ³²J. H. Ferziger and G. H. Kaper, *Mathematical Theory of Transport Processes in Gases* (North-Holland, Amsterdam, 1972).
- ³³J. M. Kincaid, E. G. D. Cohen, and M. López de Haro, “The Enskog theory for multicomponent mixtures. IV. Thermal diffusion,” *J. Chem. Phys.* **86**, 963–975 (1987).
- ³⁴J. F. Lutsko, “Kinetic theory and hydrodynamics of dense, reacting fluids far from equilibrium,” *J. Chem. Phys.* **120**, 6325 (2004).
- ³⁵S. Takata and A. Takahashi, “Enskog and Enskog–Vlasov equations with a modified correlation factor and their H theorem,” *Phys. Rev. E* **111**, 065108 (2025).

- ³⁶M. López de Haro, E. G. D. Cohen, and J. Kincaid, “The Enskog theory for multicomponent mixtures. I. Linear transport theory,” *J. Chem. Phys.* **78**, 2746–2759 (1983).
- ³⁷V. Garzó, *Granular Gaseous Flows* (Springer Nature, Cham, 2019).
- ³⁸S. R. Dahl, C. M. Hrenya, V. Garzó, and J. W. Dufty, “Kinetic temperatures for a granular mixture,” *Phys. Rev. E* **66**, 041301 (2002).
- ³⁹J. Karkheck and G. Stell, “Bulk viscosity of dense simple fluid mixtures,” *J. Chem. Phys.* **71**, 3636–3639 (1979).
- ⁴⁰R. Gómez González and V. Garzó, “Influence of the first-order contributions to the partial temperatures on transport properties in polydisperse dense granular mixtures,” *Phys. Rev. E* **100**, 032904 (2019).
- ⁴¹M. G. Chamorro, R. Gómez González, and V. Garzó, “Kinetic theory of polydisperse granular mixtures: Influence of the partial temperatures on transport properties. A review,” *Entropy* **24**, 826 (2022).
- ⁴²T. P. C. van Noije and M. H. Ernst, “Velocity distributions in homogeneous granular fluids: the free and heated case,” *Granular Matter* **1**, 57–64 (1998).
- ⁴³V. Garzó, J. W. Dufty, and C. M. Hrenya, “Enskog theory for polydisperse granular mixtures. I. Navier–Stokes order transport,” *Phys. Rev. E* **76**, 031303 (2007).
- ⁴⁴V. Garzó, C. M. Hrenya, and J. W. Dufty, “Enskog theory for polydisperse granular mixtures. II. Sonine polynomial approximation,” *Phys. Rev. E* **76**, 031304 (2007).
- ⁴⁵A misprint in the calculation of the collision integral (97) for monocomponent granular gases was found in Ref. 17 while the present paper was written. The expression (103) corrects this result. For this reason, the expression (106) for η_k^* differs slightly from the one derived in Ref. 17.
- ⁴⁶V. Garzó and J. W. Dufty, “Hydrodynamics for a granular binary mixture at low density,” *Phys. Fluids* **14**, 1476–1490 (2002).
- ⁴⁷V. Garzó, J. M. Montanero, and J. W. Dufty, “Mass and heat fluxes for a binary granular mixture at low density,” *Phys. Fluids* **18**, 083305 (2006).
- ⁴⁸V. Garzó and J. M. Montanero, “Navier–Stokes transport coefficients of d -dimensional granular binary mixtures at low-density,” *J. Stat. Phys.* **129**, 27–58 (2007).
- ⁴⁹V. Garzó, “Thermal diffusion segregation in granular binary mixtures described by the Enskog equation,” *New J. Phys.* **13**, 055020 (2011).
- ⁵⁰D. C. Hong, P. V. Quinn, and S. Luding, “Reverse Brazil nut problem: Competition between percolation and condensation,” *Phys. Rev. Lett.* **86**, 3423–3426 (2001).
- ⁵¹A. P. J. Breu, H. M. Ensner, C. A. Kruelle, and I. Rehberg, “Reversing the Brazil-nut effect: Competition between percolation and condensation,” *Phys. Rev. Lett.* **90**, 014302 (2003).
- ⁵²T. Schautz, R. Brito, C. A. Kruelle, and I. Rehberg, “A horizontal Brazil-nut effect and its reverse,” *Phys. Rev. Lett.* **95**, 028001 (2005).
- ⁵³H. van Beijeren and M. H. Ernst, “The non-linear Enskog–Boltzmann equation,” *Phys. Lett. A* **43**, 367–368 (1973).
- ⁵⁴H. van Beijeren and M. H. Ernst, “The modified Enskog equation,” *Physica A* **68**, 437–456 (1973).
- ⁵⁵H. van Beijeren and M. H. Ernst, “The modified Enskog equation for mixtures,” *Physica A* **70**, 225–242 (1973).
- ⁵⁶P. Maynar, I. García de Soria, and J. J. Brey, “Homogeneous dynamics in a vibrated granular monolayer,” *J. Stat. Mech.* **093205** (2019).
- ⁵⁷J. M. Montanero and V. Garzó, “Shear viscosity for a heated granular binary mixture at low density,” *Phys. Rev. E* **67**, 021308 (2003).
- ⁵⁸V. Garzó and J. M. Montanero, “Shear viscosity for a moderately dense granular binary mixture,” *Phys. Rev. E* **68**, 041302 (2003).
- ⁵⁹M. G. Chamorro and V. Garzó, “Assessment of kinetic theories for moderately dense granular binary mixtures: Shear viscosity coefficient,” *Phys. Fluids* **35**, 027121 (2023).
- ⁶⁰H. van Beijeren and M. H. Ernst, “Kinetic theory of hard spheres,” *J. Stat. Phys.* **21**, 125–167 (1979).
- ⁶¹J. T. Jenkins and F. Mancini, “Balance laws and constitutive relations for plane flows of a dense, binary mixture of smooth, nearly elastic, circular disks,” *J. Appl. Mech.* **54**, 27–34 (1987).
- ⁶²A. Santos, *A Concise Course on the Theory of Classical Liquids. Basics and Selected Topics*, Lecture Notes in Physics, Vol. 923 (Springer, New York, 2016) pp. 74–76.
- ⁶³T. M. Reed and K. E. Gubbins, *Applied Statistical Mechanics* (MacGraw-Hill, New York, 1973).
- ⁶⁴V. Garzó and J. W. Dufty, “Dense fluid transport for inelastic hard spheres,” *Phys. Rev. E* **59**, 5895–5911 (1999).