

A Bivariate Spline Construction of Orthonormal Polynomials over Polygonal Domains and Its Applications to Quadrature

Ming-Jun Lai*

Abstract

We present computational methods for constructing orthogonal/orthonormal polynomials over arbitrary polygonal domains in \mathbb{R}^2 using bivariate spline functions. Leveraging a mature MATLAB implementation which generates spline spaces of any degree, any smoothness over any triangulation, we have exact polynomial representation over the polygonal domain of interest. Two algorithms are developed: one constructs orthonormal polynomials of degree $d > 0$ over a polygonal domain, and the other constructs orthonormal polynomials of degree $d + 1$ in the orthogonal complement of \mathbb{P}_d . Numerical examples for degrees $d = 1 - 5$ illustrate the structure and zero curves of these polynomials, providing evidence against the existence of Gauss quadrature on centrally symmetric domains. In addition, we introduce polynomial reduction strategies based on odd- and even-degree orthogonal polynomials, reducing the integration to the integration of its residual quadratic or linear polynomials. These reductions motivate new quadrature schemes, which we further extend through polynomial interpolation to obtain efficient, high-precision quadrature rules for various polygonal domains.

1 Introduction

We are interested in constructing multivariate orthogonal polynomials over any bounded domain $\Omega \subset \mathbb{R}^n, n \geq 2$ which can be approximated by a finitely many triangles in \mathbb{R}^2 or by a finitely many tetrahedra in \mathbb{R}^3 and etc.. Mainly we know orthonormal polynomials over a bounded domain play a similar role like the well-known Fourier series over $[-\pi, \pi]$ or $[-\pi, \pi]^n$ for $n = 2$ or $n \geq 3$ which are extremely useful in practice, e.g. cell phone communication, internet transmission of images and videos. Another significant application of orthogonal polynomials is Gaussian quadrature based on the zeros of Legendre polynomials over $[-1, 1]$ so that the quadrature will be exact for polynomials of degree $\leq 2d - 1$ than the degree d of the polynomials used for constructing the quadrature. The usefulness of the quadrature formulas can be seen that they have been used for constructing a projection of function f in a finite dimensional space, e.g. polynomial space \mathbb{P}_d with $d \geq 1$ and infinite dimensional space, e.g. for reproducing kernel Hilbert space. Multivariate version of these studies have been actively studied for many decades. Although there is a result that no Gaussian quadrature exists over centrally symmetric domains (cf. [12] and [27]), we can find some replacement as discussed in this paper. Another interesting paper is [3] which pointed out the connection of multivariate orthogonal polynomials to the study of integrable systems.

Although ChaptGPT, Gemini 3, Deepseek, and etc can help find much more literature on the study of multivariate orthogonal polynomials (MOP), we shall only explain some works closely related

*mjlai@uga.edu. This author is associated with Department of Mathematics, University of Georgia, Athens, GA 30602, U.S.A. This author is supported by the Simon Foundation by a Collaboration Grant #864439.

to our study in this paper. Let us start with the two monographs written by C. Dunkl and Y. Xu [11] and [12] on explaining how to write down formulas for orthogonal polynomials in multivariate settings and their properties. Many formulas for orthonormal polynomials over different standard domains such as the unit ball in \mathbb{R}^n , $n \geq 2$, the simplex in \mathbb{R}^n , $n \geq 2$ and $[-1, 1]^n$, $n \geq 2$ were presented. For a general domain, explicit formulas for orthogonal polynomials were given in terms of the moment functional \mathcal{L} . See Theorem 3.2.12 in [12]. We refer to these two monographs for details. Next in [20], Olver, Slevinsky, Townsend published a survey paper of 120 pages in 2021 on fast algorithm of orthogonal polynomials including various versions of orthogonal polynomials over a standard triangle. In addition, we can find many interesting results, e.g. recurrence relations, and many interesting literature, e.g. Gauss quadrature in [20]. Another recent survey paper [27] summarizes several explicit formulas and many properties of orthogonal polynomials of several variables. Furthermore, see the classic literature, e.g. [14], [8], [24], and [7] for more formulas for cubature. Additional cubature formulas were added into literature, see [9], [15], and [21], and etc..

It is known that there are several difficulties in obtaining a clear and clean formula of multivariate orthogonal/orthonormal polynomials (MOP). For convenience, we shall use MOP in the rest of the paper. One of them is the order of multi-indices to numerate these multivariate polynomials, e.g. the graded lexicographic order or lexicographic order, which lead to two different systems of orthogonal polynomials. Another difficulty is a bounded domain in the 2D setting has infinitely many types. Indeed, when extending the concept of a bounded domain $[a, b]$ in the univariate setting to the bivariate setting, there are infinitely many different types of bounded domains, e.g. any polygonal domain with n sides, $n \geq 3$. Each bounded domain has its own formulas of MOP. When we formulate the orthogonal conditions in terms of determinants, it is difficult to find the determinant of matrices of large sizes with variables x, y, \dots as their entries. Another difficulty is to compute the moment functional \mathcal{L} over domains of irregular shape as one can use the moment functionals to generate MOP. In [10], the researchers have implemented some of these formulas in MAPLE. In [12], the researchers also studied the zeros of orthogonal polynomials. Many interesting phenomena on the common zeros of orthogonal polynomials of degree exactly d were found. For example, in the bivariate setting, orthogonal polynomials $P_{d,j} \in \mathbb{P}_d$, $j = 0, \dots, d$ have no common zeros when d is even and have one common zero when d is odd over a centrally symmetric domain Ω .

Based on the difficulties mentioned above, MOP over a general polygonal domain, e.g. an L-shaped domain in \mathbb{R}^2 or a general polyhedron in \mathbb{R}^3 are hard to compute. Carrying out the computation based on the given formula in [12] looks straightforward, but tedious. Due to the advances of computer and computational techniques, it is possible to derive algorithms to let computer find these polynomials for us. That is, one can compute them by using numerical integrations and numerical computation of Gram-Schmidt orthogonalization. Then a serious difficulty is the accuracy of numerical integrations. Also carrying out numerical integration over an arbitrary polygon may not be so easy. All these difficulties can be overcome by using multivariate splines which were summarized in [18] and the references therein. See also [2], [4], [16], and etc.. Mainly, there is an exact formula for inner product of polynomials over any simplex in \mathbb{R}^n , $n \geq 2$. We refer to [5] and [18] and hence, the inner product of two polynomials over any polygonal/polyhedral domain can be computed exactly and hence, the integration has no computational error up to a machine epsilon. It is the main purpose of this paper to present a computational method for finding MOP over any polygonal domains/polyhedral domains. Once we have these polynomials, we will discuss how to use them for generating numerical quadrature over arbitrary polygons. For convenience, we shall focus on the bivariate setting and leave the discussion of trivariate setting in a future publication.

Indeed, when a domain Ω of interest is a polygon, we first use a triangulation, i.e. collection of triangles to decompose the domain into a union of triangles which leads to a triangulation Δ . Then we can use bivariate/trivariate splines which are polynomials over each triangle with global

smoothness r over Ω . When the smoothness order r of these splines is high enough, say the order of the smoothness is equal to the degree of splines, the spline functions are polynomials. More precisely, given a polygonal domain Ω , let Δ be a triangulation of Ω . We define by

$$S_d^r(\Delta) = \{s \in C^r(\Omega), s|_T \in \mathbb{P}_d, T \in \Delta\} \quad (1.1)$$

the spline space of degree d and smoothness r over Δ , where $d \geq r$. We refer to [18] for its properties and [4] and [22] for its computation and applications. Traditionally, we used multivariate splines of degree d and r with $d > r$ for numerical solutions of PDE's, data interpolating and fitting, surface reconstructions, and construction of wavelets/framelets. See, e.g. [13], [23], [17], [16], and etc.. In this paper, we use $r = d$ and use the spline functions in $S_d^r(\Delta)$ for constructing orthogonal polynomials. In this setting, the above spline space $S_d^d(\Delta)$ is the space of polynomials of degree d . Our MATLAB implementation of $S_d^r(\Delta)$ gives us an exact representation of polynomials over any polygonal domain Ω .

Instead of using a Gram-Schmidt orthogonalization procedure, we reformulate the construction problem into a minimization problem and then solve it numerically. We shall explain the minimization in the next section. For convenience, let us first show quadratic orthonormal polynomials over an L-shaped domain with its vertices $[0, 0; 2, 0; 2, 1; 1, 1; 1, 2; 0, 2]$ in Figure 1.

Example 1.1. Consider a polygon P which is an L-shaped domain vertices $[0, 0; 2, 0; 2, 1; 1, 1; 1, 2; 0, 2]$. For $d = 2$, we find bivariate quadratic orthogonal polynomials. Let us present their graphs in Figure 1. These coefficients in power format will be given in a later section.

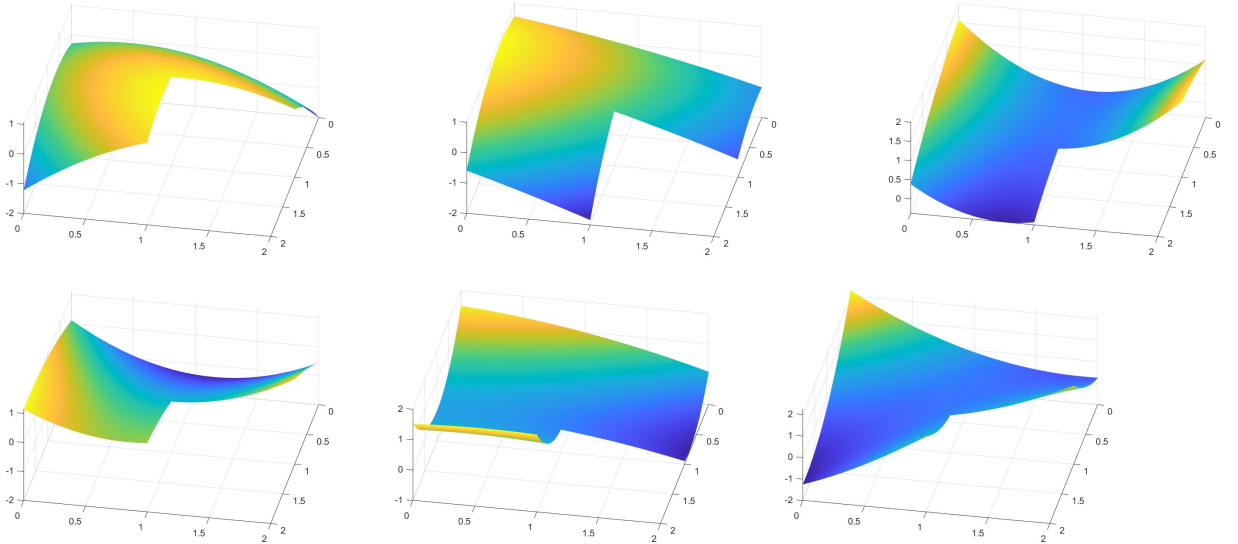


Figure 1: Quadratic Orthonormal Polynomials over L-shaped Domain

In addition to our computational algorithm, we also add a verification step. That is, we always resize the domain of interest into $[0, 1]^2$ and use the values of the orthonormal polynomials from our algorithm over 1001^2 equally spaced points of $[0, 1]^2$ and inside the given domain Ω to compute a Riemann sum and check whether the matrix of the inner product products of these polynomials is close to the identity or not. Many examples will be given and their zeros, especially, common zeros will be shown. The associated MATLAB program will be available from the author upon request.

There are a few other contributions in this paper. One significant result is that one point quadrature is exact for many more functions than linear polynomials. It is exact for not only odd functions,

but also many even functions over $[-1, 1]$ as well. Another significant result is a new strategy for numerical integration. Indeed, we introduce a polynomial reduction procedure based on orthogonal polynomials of odd degree (similar for orthogonal polynomials of even degree). Then the integration of a polynomial of any degree is the integration of the residual quadratic polynomial or linear polynomial after the polynomial reduction procedure. See Theorems 4.6 and 4.7 for details. These lead to a brand-new integration approach: computing the integrals of linear polynomials or quadratic polynomials by a brute force method beforehand once for all, the integration of any polynomial is done by doing a polynomial reduction by either orthogonal polynomials of even degree or odd degree. We further use the polynomial interpolation to obtain some numerical quadrature formulas which has a higher polynomial precision using a less number of function values.

The paper is organized as follows. We first revisit the construction of Gaussian quadrature and the well-known one point formula in §2. Then we use the zeros of Legendre polynomials of odd degree to give an explanation for the one point formula and show that the one point formula will be exact for all odd functions and many even functions. Next we explain a construction to obtain Gauss type quadrature based on Legendre polynomials of odd degree. This motivates us to construct orthogonal polynomials in the multivariate settings. In §3, we explain how to compute an orthogonal basis for polynomial space \mathbb{P}_d for $d \geq 1$ by using bivariate splines. Two computational procedures will be outlined, one is to compute an orthonormal basis for \mathbb{P}_d and the other one is to construct an additional basis of orthonormal polynomials in $\mathbb{P}_{d+1} \ominus \mathbb{P}_d$. Many numerical examples will be given, including the zeros of these orthogonal polynomials. We numerically verify a classic result of orthogonal polynomials in \mathbb{R}^2 that there is no common zeros when degree d is even and there is one common zeros when the degree d is odd as proved in [12] when the domain is centrally symmetric. Furthermore, in §4 we explain a polynomial reduction approach based on orthogonal polynomials of odd degree $d \geq 3$ with the residual term R which is a quadratic polynomial. Then the integration of a polynomial function of any degree is equal to the integration of its quadratic residual R which leads to a one-point formula when the residual R is a linear polynomial. In the same fashion, we can reduce a polynomial p by using orthogonal polynomials of even degree with a residual linear polynomial. The the integration of p is the same as the integration of the residual linear polynomial. Since we can pre-calculate the integration of $x, y, 1$ over the domain of interest, the integration of p is the coefficients of the residual linear polynomial with the pre-calculated values. In addition, we explain a polynomial interpolation method to obtain a quadrature based on function values. Furthermore, the study leads to some quadrature with a higher polynomial precision by using a less number of function values over triangular/rectangular/hexagonal domains. Finally, in §5 we end the paper with several remarks on the generalizations and extensions of the construction in this paper. In particular, the computation in §3 and new integration methods in §4 can be extended into the 3D settings and the details are left to a future publication. Also, the construction of orthogonal polynomials over Ω in this paper can be generalized to the construction of orthogonal spline functions over $S_d^r(\Delta)$ for any $r < d$.

2 Preliminary and Motivations

Let us recall the ideas for Gauss quadrature over $[-1, 1]$ first. It uses Legendre orthogonal polynomials P_n of degree $\leq n$ with leading coefficient 1 for $n = 0, 1, 2, \dots$. These polynomials P_n 's have some nice properties: they satisfy a simple recurrence relation, all the zeros of P_n are inside $[-1, 1]$ and all polynomial P_{2n-1} of odd degree has a zero at 0. Thus, for any polynomial P of degree $2n-1$, we do a long division to get

$$P(x) = q(x)P_n(x) + R(x), \quad (2.1)$$

where $q(x)$ is the quotient and $R(x)$ is the residual with degree $\leq n - 1$. Due to the orthogonality, we have

$$\int_{-1}^1 P(x)dx = \int_{-1}^1 q(x)P_n(x)dx + \int_{-1}^1 R(x)dx = \int_{-1}^1 R(x)dx.$$

If we use the zeros x_1, \dots, x_n of the polynomial P_n as interpolation locations, $R(x)$ can be written in terms of Lagrange basis function, i.e.

$$R(x) = \sum_{j=1}^n R(x_j) \prod_{\substack{i=1 \\ i \neq j}}^n \frac{(x - x_i)}{(x_j - x_i)}.$$

Note that $R(x_j) = P(x_j)$ due to the zeros of P_n . Then integration

$$\int_{-1}^1 R(x)dx = \sum_{j=1}^n P(x_j) \int_{-1}^1 \prod_{\substack{i=1 \\ i \neq j}}^n \frac{(x - x_i)}{(x_j - x_i)} dx.$$

By choosing the weights $c_j = \int_{-1}^1 \prod_{\substack{i=1 \\ i \neq j}}^n \frac{(x - x_i)}{(x_j - x_i)} dx$, the quadrature

$$\int_{-1}^1 P(x)dx = \sum_{j=1}^n P(x_j)c_j$$

is exact for all polynomials of degree $2n - 1$. We now iteratively apply the ideas above to write any polynomial P of any degree $n \geq 3$, say $2d - 1 \leq n \leq 2d$,

$$P(x) = q_1(x)P_{2d-1}(x) + q_2(x)P_{2d-3}(x) + \dots + q_d(x)P_1(x) + R(x) \quad (2.2)$$

by using Legendre polynomials of odd degree, where $q_i(x)$ are linear polynomials and so is the residual polynomial $R(x)$. By using the orthogonal properties of Legendre polynomials, it follows that

$$\int_{-1}^1 P(x)dx = \sum_{j=1}^d \int_{-1}^1 q_j(x)P_{2(d-j)+1}(x)dx + \int_{-1}^1 R(x)dx = \int_{-1}^1 q_d(x)P_1(x)dx + \int_{-1}^1 R(x)dx. \quad (2.3)$$

If $q_d(x) \equiv c$, i.e. $q_d(x)$ is a constant function, we will have $\int_{-1}^1 P(x)dx = \int_{-1}^1 R(x)dx$. Recall that 0 is the common zero of all Legendre polynomials of odd degree. So $R(0) = P(0)$ and $\int_{-1}^1 R(x)dx = 2P(0)$ and hence, $\int_{-1}^1 P(x)dx = 2P(0)$ which is the one point quadrature. We write this case as in the following theorem.

Theorem 2.1. *For any polynomial P of degree $n \geq 1$, write P in the format of (2.2). If the linear polynomial q_d is a constant, then*

$$\int_{-1}^1 P(x)dx = 2P(0). \quad (2.4)$$

Proof. When $q_d = c$, we can combine $q_d(x)P_1(x)$ and $R(x)$ together as a new linear polynomial \tilde{R} . The two integrals on the right-hand side of (2.3) are $\int_{-1}^1 \tilde{R}(x)dx = 2\tilde{R}(0)$. Note that $P_1(0) = 0$ and hence, we still have $\tilde{R}(0) = R(0) = P(0)$. This completes the proof. \square

The quadrature formula in (2.4) is a well-known one point quadrature formula. It is known that the quadrature is exact for linear polynomials. Now we can see that it is exact for a lot of more functions. Let us define the following space

$$\mathcal{L}([-1, 1]) = \text{span}\left\{\sum_{j=2}^d q_j(x)P_{2j-1}(x) + \ell(x) : \text{all } q_j \text{ and } \ell(x) \text{ are linear polynomials}, d \geq 2\right\}. \quad (2.5)$$

It is easy to see that the one point quadrature is exact for all functions in $\mathcal{L}([-1, 1])$. Note that $P_{2j-1}, j \geq 1$ are odd functions and clearly belong to \mathcal{L} . Since any odd continuous functions f can be approximated by odd degree Legendre polynomials, the one point quadrature formula is exact for all odd functions. If we choose $q_j(x) = c_j x$ for all $j \geq 2$ and $\ell(x) = c_0$, $f(x) = \sum_{j=2}^d x P_{2j-1}(x) + \ell$ is an even function which is also in $\mathcal{L}([-1, 1])$. Thus, $\mathcal{L}([-1, 1])$ in (2.5) is a very large space. It is clear that $\mathcal{L}([-1, 1])$ is not the whole space $C([-1, 1])$ since $x^2 \notin \mathcal{L}([-1, 1])$ as the one point quadrature does not work. It is natural to add all quadratic polynomials into $\mathcal{L}([-1, 1])$ and define

$$\mathbb{L}([-1, 1]) = \text{span}\{\mathcal{L}([-1, 1]), \mathbb{P}_2\}, \quad (2.6)$$

where \mathbb{P}_2 is the space of all quadratic polynomials. We are now ready to establish another main result in this section.

Theorem 2.2. *The closure of the space $\mathbb{L}([-1, 1])$ in (2.6) under the maximal norm is $C[-1, 1]$.*

Proof. As we have already seen that all polynomials of odd degree are in $\mathcal{L}([-1, 1]) \subset \mathbb{L}([-1, 1])$. Also, we know all polynomials of even degree $d \geq 4$ are in $\mathcal{L}([-1, 1])$ and hence, in $\mathbb{L}([-1, 1])$. Now $\mathbb{P}_2 \subset \mathbb{L}([-1, 1])$. Then the closure of the linear span of all polynomials of any degree is $C[-1, 1]$ by the well-known Weierstrass theorem and hence, the closure of $\mathbb{L}([-1, 1])$ is $C[-1, 1]$. \square

The result above tells us that the integration of any continuous function f can be done by first approximate f by using the functions in $\mathbb{L}([-1, 1])$ within a given tolerance ϵ , say $f \approx f_1 + f_2$ with $f_1 \in \mathbb{L}([-1, 1])$ and $f_2 \in \mathbb{P}_2$, and then the integration is $\int_{-1}^1 f_2(x)dx$ which is trivial. It follows

Corollary 2.3. *Let $f \in C[-1, 1]$ be a given continuous function. For any given tolerance $\epsilon > 0$, there exists an approximation $f_1 + f_2$ with $f_1 \in \mathbb{L}([-1, 1])$ and $f_2 \in \mathbb{P}_2$ such that $\|f - f_1 - f_2\|_\infty \leq \epsilon$. Then*

$$\int_{-1}^1 f(x)dx = \int_{-1}^1 f_2(x)dx.$$

If $f_2(x) = ax^2 + bx + c$ then $\int_{-1}^1 f(x)dx = 2a/3 + 2c$.

In the same fashion as above, we can use all Gauss-Legendre orthogonal polynomials of even degree to form the space

$$\mathcal{L}_e[-1, 1] = \left\{\sum_{k=1}^d c_k(x)P_{2k}(x) + \ell(x), \text{ all } c_k(x) \text{ and } \ell(x) \text{ are linear polynomials}, d \geq 1\right\}. \quad (2.7)$$

By using the same arguments above, we have

Theorem 2.4. *The closure of $\mathcal{L}_e[-1, 1]$ under the maximal norm is $C[-1, 1]$.*

Proof. Clearly, all polynomials of even degree are in $\mathcal{L}_e[-1, 1]$ in (2.7) as all the linear polynomials $c_k(x)$ and $\ell(x)$ are constants. For any polynomial f of odd degree, say

$$f(x) = \sum_{k=0}^d a_k x^{2k+1},$$

we can write $f_1(x) = f(x) - a_d x P_{2d}(x)$ which is a polynomial of odd degree $2d - 1$ with leading coefficient \tilde{a}_{d-1} , where P_{2d} is the Gauss-Legendre polynomial of degree $2d$ with leading coefficient 1. We refer to [19] for MATLAB code to compute these polynomials. Then we let $f_2(x) = f_1(x) - \tilde{a}_{d-1} x P_{2d-2}(x)$ which is a polynomial of odd degree $2d - 3$. We repeat the iteration until the remainder f_d is a linear polynomial. This shows that all polynomials of odd degree are in $\mathcal{L}_e[-1, 1]$. Hence, the closure of $\mathcal{L}_e[-1, 1]$ in the maximal norm is $C[-1, 1]$. \square

It follows

Corollary 2.5. *Let $f \in C[-1, 1]$ be a given continuous function. For any given tolerance $\epsilon > 0$, there exists an approximation $f_1 \in \mathbb{L}_e[-1, 1]$ with a linear term $\ell_{f,\epsilon}$ such that $\|f - f_1\|_\infty \leq \epsilon$. Then*

$$\int_{-1}^1 f(x) dx = \int_{-1}^1 \ell_{f,\epsilon}(x) dx.$$

If $\ell_{f,\epsilon}(x) = bx + c$, then $\int_{-1}^1 f(x) dx = 2c$.

We now discuss how to use the expansions of Gauss-Legendre polynomials of odd degree or even degree for numerical integration of continuous functions. For any function $f \in C[-1, 1]$, we can write $f(x) = f_o(x) + f_e(x)$ with $f_o(x) = (f(x) - f(-x))/2$ and $f_e(x) = (f(x) + f(-x))/2$. Since the integration of the odd part f_o over $[-1, 1]$ is zero, we only need to consider $\int_{-1}^1 f_e(x) dx$. For any given tolerance $\epsilon > 0$, we need to find a polynomial $p_{f,\epsilon}$ of even degree such that $\|f_e(x) - p_{f,\epsilon}(x)\|_\infty \leq \epsilon$. How to find $p_{f,\epsilon}$ is still a good research problem in general, in particular, when f may not be very smooth. Let us discuss how to convert an even degree polynomial p_{2d} in the expansion of Gauss-Legendre polynomials of odd degree. Similarly, we can expand p_{2d} in Gauss-Legendre polynomials of even degree. Without loss of generality, we may write a polynomial function $p_{2d}(x) = \sum_{j=0}^d f_j x^{2j}$. we can derive an algorithm to find coefficients $q_j, j = 1, \dots, d$ such that

$$p_{2d}(x) = \sum_{j=2}^d q_j x P_{2j-1}(x) + q_1 x P_1(x) + p_{2d}(0),$$

where q_j are real numbers for all $j = 1, \dots, d$. Indeed, as discussed above, we can iteratively solve for $q_j, j = d - 1, \dots, 1$ if we know $f_j, j = 1, \dots, d$ as $f_0 = p_{2d}(0)$. Then $\int_{-1}^1 p_{2d}(x) dx = 2q_1/3 + 2p_{2d}(0)$. Another way to find q_1 is to use polynomial interpolation method. Also, in practice we do not know p_{2d} . Instead, we only know f . Let us solve the following interpolation problem: letting $x_i, i = 1, \dots, d$ be distinct points over $(0, 1]$, find q_1, \dots, q_d satisfy the following interpolation conditions:

$$\sum_{j=2}^d q_j P_{2j-1}(x_i) + q_1 P_1(x_i) = (f(x_i) - f(0))/x_i, \quad i = 1, \dots, d.$$

Since Gauss-Legendre polynomials $P_{2j-1}, j = 1, \dots, d$ are linearly independent, such a linear system has a unique solution. As we need q_1 , we simply use the Cramer rule to get

$$q_1 = \det[f(\cdot), P_3(\cdot), \dots, P_{2d-1}(\cdot)] / \det[P_1(\cdot), P_3(\cdot), \dots, P_{2d-1}(\cdot)], \quad (2.8)$$

where

$$\det[P_1(\cdot), P_3(\cdot), \dots, P_{2d-1}(\cdot)] = \begin{bmatrix} P_1(x_1) & P_3(x_1) & \cdots & P_{2d-1}(x_1) \\ P_1(x_2) & P_3(x_2) & \cdots & P_{2d-1}(x_2) \\ \vdots & \vdots & \ddots & \vdots \\ P_1(x_d) & P_3(x_d) & \cdots & P_{2d-1}(x_d) \end{bmatrix}$$

and similar for $\det[f(\cdot), P_3(\cdot), \dots, P_{2d-1}(\cdot)]$.

Theorem 2.6. *For any continuous even function f and for any set of distinct points $x_1, \dots, x_d \in (0, 1]$, compute q_1 as in (2.8). Then the quadrature*

$$\int_{-1}^1 f(x)dx \approx \frac{2}{3}q_1 + 2f(0) \quad (2.9)$$

which is exact for all even polynomial functions f of degree $\leq 2d$. For any continuous function f , let $f = f_e + f_o$ with even part f_e and odd part f_o . We compute $q_{1,e}$ with f_e in the place of f in (2.8). Then

$$\int_{-1}^1 f(x)dx \approx \frac{2}{3}q_{1,e} + 2f(0). \quad (2.10)$$

Proof. When f is a polynomial of even degree $\leq 2d$, the solution vector (q_1, q_2, \dots, q_d) gives us the exact representation of f in terms of the Gauss-Legendre polynomials of degree $\leq 2d$. Then

$$\int_{-1}^1 f(x)dx = \sum_{j=2}^d \int_{-1}^1 q_j x P_{2j-1}(x)dx + \int_{-1}^1 f(0)dx = \int_{-1}^1 q_1 x P_1(x)dx + 2f(0) = \int_{-1}^1 q_1 x^2 dx + 2f(0)$$

which is the right-hand side of (2.9). Similarly, $f(x) = (f(x) + f(-x))/2 + (f(x) - f(-x))/2$ with $f_e = (f(x) + f(-x))/2$ and $f_o = (f(x) - f(-x))/2$. Since $\int_{-1}^1 f_o(x)dx = 0$, we use f_e for f in (2.9) to get (2.10) as $f_e(0) = f(0)$. \square

We remark that when f is even, the quadrature (2.9) uses only d function values to make the quadrature to be exact for all polynomials of degree $2d$ which is slightly better than the well-known Gaussian quadrature mentioned in the beginning of the section. Also, the quadrature (2.10) does not need to find the zeros of Legendre polynomials and can be built based on any distinct d points in $(0, 1]$. Finally, we remark that the set of distinct points can be chosen equally-spaced points over $[0, 1]$ with spacing $1/(d+1)$.

Example 2.7. *Consider $d = 4$. We know the Legendre polynomials $P_1(x) = x$ and $P_3(x) = x^3 - 3/5x$. When $f(x) = ax^4 + bx^2 + c$, we can rewrite $f(x) = q_2 x P_3(x) + q_1 x P_1(x) + c$ with $q_2 = a$ and $q_1 = b + 3a/5$. Note that we can solve a, b from the equations $ax_i^4 + bx_i^2 = f(x_i) - f(0)$ for $i = 1, 2$. Taking any two distinct points in $(0, 1]$, say $x_1 = 1$ and $x_2 = 1/\sqrt{2}$, we have $a = 2f(1) - 4f(1/\sqrt{2}) + 2f(0)$ and $b = 4f(1/\sqrt{2}) - f(1) - 3f(0)$. So $q_1 = 4f(1/\sqrt{2}) - f(1) + 3(2f(1) - 4f(1/\sqrt{2})) / 5 = \frac{1}{5}f(1) + \frac{8}{5}f(1/\sqrt{2})$. Thus, the quadrature*

$$\int_{-1}^1 f(x)dx = \frac{2}{15}f(1) + \frac{16}{15}f\left(\frac{1}{\sqrt{2}}\right) + \frac{4}{5}f(0)$$

for any even function f . This quadrature shows that one only uses 3 function values to make the quadrature exact for all even polynomials of degree 4.

Example 2.8. *We now give a MATLAB code for even polynomials of any degree $2d$. That is, this code will produce a quadrature based on $d+1$ nodes which is exact for even polynomial of degree $\leq 2d$.*


```

%This demo is to find integration of even function f over [-1, 1].
%It is written by Dr. Ming-Jun Lai on Nov. 1, 2024.
%Choose your polynomial of even degree 2d, say.
d=4;
c=rand(d+1,1);
f=@(x) c(1)+ c(2)*x.^2+ c(3)*x.^4+c(4)*x.^6+c(5)*x.^8;
%f=@(x) cos(x); %or you can replace polynomials by a function f=cos(x);
x=[1/d:1/d:1]; %nodes over (0, 1];
A=[x.^2];
for i=2:d
P=Legendre(2*i-1);
y=polyval(P,x);
A=[A; x.*y];
end
A=A';
b=f(x)-f(0); b=b';
q=A\b; q1=q(1);
myvalue=2*q1/3+2*f(0);
exact= 2*c(1)+2*c(2)/3+2*c(3)/5+2*c(4)/7+2*c(5)/9;
%exact=2*sin(1);
[exact, myvalue]

```

In the above, we use `Legendre.m` which is a MATLAB code to generate Legendre polynomials with leading coefficient 1. The code is available from the author upon request or can be obtained from [19] and from ChaptGPT. I purposely put a function $f(x) = \cos(x)$ in the command line above and one can check again the exact value $2\sin(1)$ which gives an excellent approximation with error $1.182169251379150e - 09$. The coefficients for the corresponding quadrature formula can be found [in](#) the first row of the inverse matrix of A .

3 Construction of Orthogonal Polynomials over Polygonal Domains

We shall use bivariate splines to construct orthogonal polynomials over polygons in detail. Let Ω be a polygon in \mathbb{R}^2 and let \triangle be a triangulation of Ω (cf. [18] for definition of triangulation). Recall the bivariate spline space on \triangle defined in (1.1). In particular, we shall use the smoothness $r = d$ in our construction.

Let us formulate the construction as a minimization problem as follows. We write any polynomial $p \in \mathbb{P}_d$ as a spline function in $S_d^r(\triangle)$ with $r = d$. Recall the Bernstein-Bézier form as follows: for each triangle $T = \langle \mathbf{v}_1, \mathbf{v}_2, \mathbf{v}_3 \rangle$, let b_1, b_2, b_3 be the barycentric coordinates of point \mathbf{x} based on T . We define

$$B_{ijk}^T = \frac{d!}{i!j!k!} b_1^i b_2^j b_3^k$$

to be the polynomial of degree (i, j, k) over T . As b_1, b_2, b_3 are linear polynomials of \mathbf{x} , B_{ijk}^T is a polynomial of degree $d = i + j + k$. Thus, $p = \sum_{i+j+k=d} c_{ijk}^T B_{ijk}^T$ for some coefficients c_{ijk}^T . Letting $\mathbf{c}^T = (c_{ijk}^T, i + j + k = d)$ be the vector of p with respect to T , let

$$\mathbf{c} = (\mathbf{c}^T, T \in \triangle)$$

be the coefficient vector of p over the polygon Ω in terms of the Bernstein-Bézier form. Note that $p \in C^r(\Omega)$ for $r \geq 0$ for all positive integer r . It is well-known that there is a smoothness matrix H_r such that $H_r \mathbf{c} = 0$ if and only if the spline function s with coefficient vector \mathbf{c} is in $C^r(\Omega)$ for each r . See [18] for detail. The computation of these smoothness matrices $H_r, r \geq 1$ are implemented in MATLAB according to [4]. One of the main reasons that we are able to construct the orthogonal polynomials is the formulas for inner products of two polynomials which was given in [5] or [18]. That is, we know the formulas for

$$\int_T B_{ijk}^T B_{i'j'k'}^T dxdy = \frac{\binom{i+i'}{i} \binom{j+j'}{j} \binom{k+k'}{k}}{\binom{2d}{d} \binom{2d+2}{2}} A_T \quad (3.1)$$

for all $i + j + k = d$ and $i' + j' + k' = d$ (cf. [5] or [18]), where A_T is the area of triangle T . Note that these integrations are exact. Recall $D = (d+1)(d+2)/2$ is the dimension of \mathbb{P}_d . There are D polynomials $p_i = \text{diag}(B_{ijk}^T, i + j + k = d, T \in \Delta) \mathbf{c}_i, i = 1, \dots, D$ such that

$$[p_1, \dots, p_D]^\top [p_1, \dots, p_D] = C^\top \text{diag}\left(\int_T B_{ijk}^T B_{i'j'k'}^T dxdy, i + j + k = d, i' + j' + k' = d, T \in \Delta\right) C = I_\Delta,$$

where I_Δ is the identity matrix of size $D \times D$ and C be a matrix of size $D \times (N \times D)$ with N being the number of triangles in Δ . Finding C may not be easy. One usual approach is to start with constant 1 with a normalization of the area of Ω and then use the Gram-Schmidt orthogonalization procedure. In this way, one can obtain a set of orthogonal polynomials iteratively.

Instead, in this paper, we consider the following minimization problem: letting

$$M_\Delta^d = \text{diag}\left(\int_T B_{ijk}^T B_{i'j'k'}^T dxdy, i + j + k = d, i' + j' + k' = d, T \in \Delta\right) \quad (3.2)$$

be the diagonal block matrix of size $N \times D$ time $N \times D$, more precisely, M_Δ^d has N blocks on the diagonal and each block is of size $D \times D$,

$$\min \frac{1}{2} \|C^\top M_\Delta^d C - I_\Delta\|_F, \quad H_\Delta C = 0, \quad (3.3)$$

where H_Δ stands for the matrix associated with all the smoothness conditions cross all interior edges of the triangulation Δ up to the smoothness order d . We refer to [18] for the smoothness condition and to [4] for its MATLAB implementation.

Certainly, the above minimization is not easy to solve. More studies are needed. Let us simplify and reformulate it so that we can present a computational algorithm to construct MOP in the following two subsections. One is the construction of orthogonal polynomials on \mathbb{P}_d and one is the construction in $\mathbb{P}_{d+1} \ominus \mathbb{P}_d$.

3.1 Orthonormal Polynomials for \mathbb{P}_d

Let us first simplify the minimization (3.3) as follows. First we can compute M_Δ^d in (3.2) using our MATLAB code (cf. [4]). Then we compute the standard LDL^\top decomposition of M_Δ^d in MATLAB. That is, writing $M_\Delta^d = LDL^\top$, we let $\sqrt{\mathcal{D}}$ be the square root of \mathcal{D} and $C_1 = \sqrt{\mathcal{D}} L C$. Writing $\mathcal{H} = H_\Delta L^{-1} \sqrt{\mathcal{D}}^{-1}$, we have obtained a new minimization:

$$\min \frac{1}{2} \|C_1^\top C_1 - I_\Delta\|_F, \quad \mathcal{H} C_1 = 0. \quad (3.4)$$

Let us point out that the computation $M_{\Delta}^d = LDL^{\top}$ is done blockwisely since M_{Δ}^d is a diagonal block matrix consisting of N blocks of size $D \times D$ and the computation can be done in parallel.

It turns out that this minimization can be easily solved by using the null space property of \mathcal{H} . In fact, $C_1 = \text{null}(\mathcal{H})$ in terms of MATLAB language. That is, the MATLAB command `null` automatically returns C_1 which satisfies $C_1^{\top} C_1 = I_{\Delta}$. The discovery above leads to the following computational algorithm. See Algorithm 3.2 below. Before presenting the algorithm, let us show the contour plot of all orthonormal polynomials of degree 2 over a standard rectangular domain $[0, 1]^2$. See Figure 2 for their 3D view and Figure 3 for their contour view. More numerical examples of orthonormal polynomials over an L-shaped domain and more complicated domains will be shown in a section later.

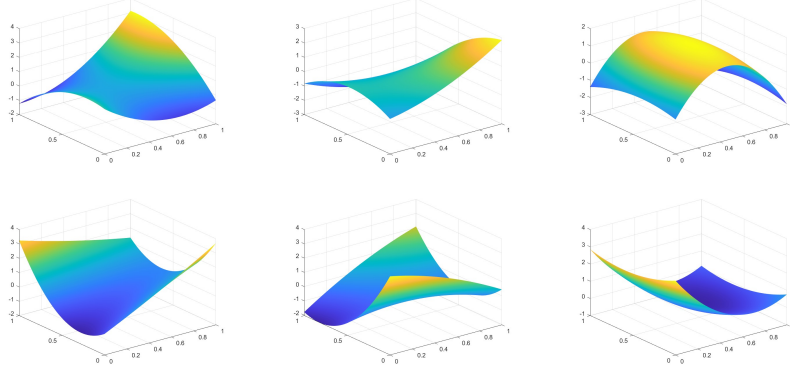


Figure 2: Quadratic Orthogonal Polynomials over Domain $[0, 1]^2$

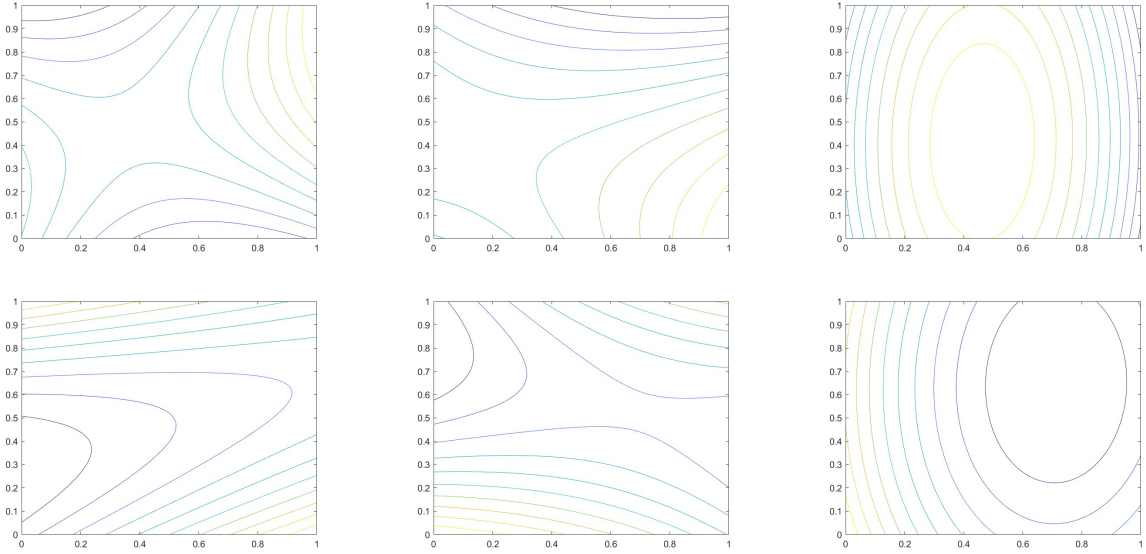


Figure 3: Contours of Quadratic Orthogonal Polynomials over Domain $[0, 1]^2$

Algorithm 3.1. *Construction of Bivariate Orthonormal Polynomials*

- 1. **Inputs:** Given a polygon P and given a positive integer $d \geq 1$;
- 2. **Initialization:** Compute a triangulation Δ of P and compute the diagonal block matrix M_{Δ}^d as in (3.2).

- 3. Find LDL^\top decomposition of M_Δ to get L and \sqrt{D} which is done blockwisely and in parallel.
- 4. Compute the full smoothness matrix H_Δ according to the smoothness conditions in [18].
- 5. Form $\mathcal{H} = H_\Delta L^{-1} \sqrt{D}^{-1}$.
- 6. Compute $C_1 = \text{null}(\mathcal{H})$ using MATLAB command `null.m`.
- 7. Find $C = \sqrt{D}^{-1} L^{-1} C_1$.
- 8. Then $\mathcal{B}_N C$ are the orthonormal polynomials of degree d over polygon P , where

$$\mathcal{B}_N = \text{diag}(B_{ijk}^T, i + j + k = d, T \in \Delta).$$

- 9. **Output:** Output the polynomial $(B_{ijk}^{T_1}, i + j + k = d) \mathbf{c}_1^\top$ in Taylor format, where T_1 is the first triangle of Δ and \mathbf{c}_1 is the first row of C .

Similarly, we can do the construction in the 3D setting as we have the 3D formula for (3.1) and MATLAB code for generating M_Δ in (3.2) in the 3D setting, see [4] or [17]. We leave the detail to a future publication.

3.2 Iterative Orthogonal Polynomials

In addition to have constructed orthogonal polynomials in \mathbb{P}_d , we now explain how to construct orthonormal polynomials iteratively. That is, assume that we have found the orthonormal polynomials for \mathbb{P}_d , say $P_{d,1}, \dots, P_{d,D_d}$, we now construct $P_{d+1,1}, \dots, P_{d+1,D_{d+1}-D_d}$ which are orthonormal polynomials for $\mathbb{P}_{d+1} \ominus \mathbb{P}_d$. Such a [sequence](#) of orthonormal polynomials will be more convenient to use than the ones constructed in the previous subsection. That is, we first use the orthonormal polynomials in \mathbb{P}_d to approximate a given function f over a polygon P . Then we can add $D_{d+1} - D_d$ new terms to approximate f . We then repeat to add more and more terms for a better accurate approximation.

We now explain how to do. Assume that we have spline coefficient vectors C_1, \dots, C_{D_d} for orthonormal polynomials $P_{d,1}, \dots, P_{d,D_d}$. We use the degree raising operator (cf. [18]) to express these coefficient vectors in terms of splines of degree $d+1$. Let us denote C_{d+1} . The spline coefficients of the orthonormal polynomials in \mathbb{P}_{d+1} must be orthogonal to these newly degree raised spline coefficients. That is, we seek the coefficient vectors C_1 which satisfy

$$C_{d+1} M_\Delta^{d+1} C_1 = 0, \quad (3.5)$$

where M_Δ^{d+1} is the mass matrix for spline of degree $d+1$. We need to solve a new minimization:

$$\min \frac{1}{2} \|C_1^\top C_1 - I_\Delta\|_F, \quad \mathcal{H} C_1 = 0 \text{ and } C_{d+1} M_\Delta (d+1) C_1 = 0. \quad (3.6)$$

The above discussion leads to the following computational algorithm:

Algorithm 3.2. *Iterative Construction of Bivariate Orthonormal Polynomials*

- 1. **Inputs:** Given a polygon P and given a positive integer $d \geq 1$; Input the coefficient vectors of all orthonormal polynomials of degree d over P .

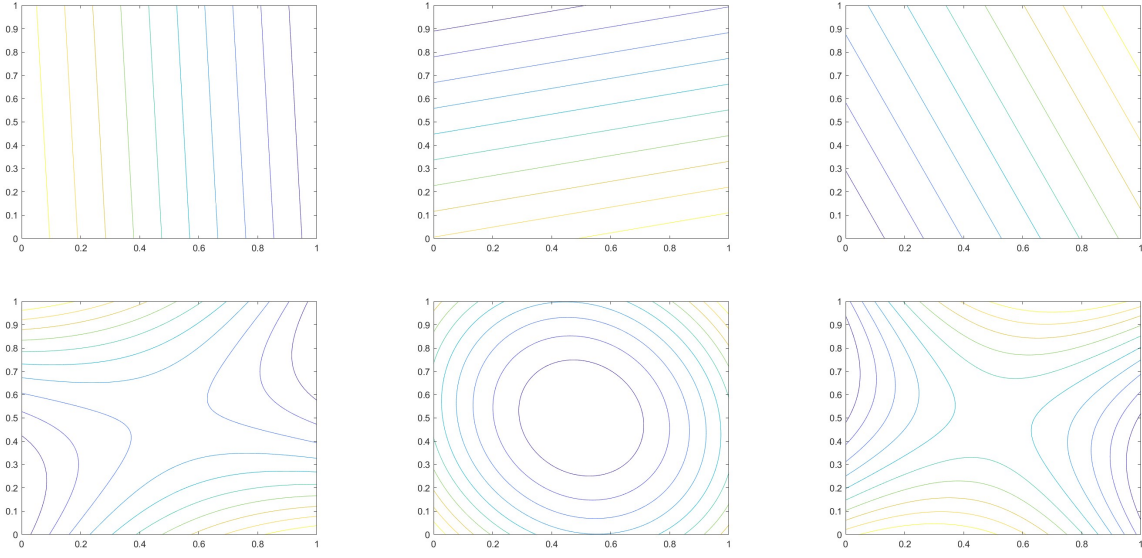


Figure 4: Contours of Orthogonal Polynomials of Degree 1 (top row) and Degree 2 (bottom row) over Domain $[0, 1]^2$

- 2. **Initialization:** Compute a triangulation Δ of P and compute the diagonal matrix M_{Δ}^{d+1} as in (3.2).
- 3. Find LDL^{\top} decomposition of M_{Δ}^{d+1} to get L and \sqrt{D} .
- 4. Compute the full smoothness matrix H_{Δ} .
- 5. Form $\mathcal{H} = H_{\Delta}L^{-1}\sqrt{D}^{-1}$.
- 6. Use the degree raising algorithm to rewrite the spline coefficient vectors of the orthonormal polynomials of degree d to be a polynomial of degree $d + 1$ and then denote them by C_{d+1} .
- 7. Compute $\mathcal{C} = C_{d+1}M_{\Delta}^{d+1}$ and form $\mathcal{H}_{d+1} = [\mathcal{H}; \mathcal{C}]$;
- 8. Compute $C_1 = \text{null}(\mathcal{H}_{d+1})$ using MATLAB command `null.m`.
- 9. Find $C = \sqrt{D}^{-1}L^{-1}C_1$.
- 10. Then $\mathcal{B}_N C$ are the orthonormal polynomials of degree d over polygon P , where

$$\mathcal{B}_N = \text{diag}(B_{ijk}^T, i + j + k = d + 1, T \in \Delta).$$

- 9. **Output:** Output the polynomial $(B_{ijk}^{T_1}, i + j + k = d)\mathbf{c}_1^{\top}$ in Taylor format, where T_1 is the first triangle of Δ and \mathbf{c}_1 is the first row of C .

Let us show the contour plot of the orthonormal polynomials of degree 1 and the orthonormal polynomials of degree 2 which are orthogonal to all polynomials of degree 1 over a standard rectangular domain $[0, 1]^2$. See Figure 4. We can compare the contours in Figure 4 with the contours in Figure 3 to see that the graphs look better when using the iterative orthonormal construction in Algorithm 3.2 than using Algorithm 3.1. The contour lines on the top three graphs in Figure 4 are linear polynomials and the bottom three graphs are quadratic polynomials. Also, among the bottom three graphs, the first and last one look similar in the sense that the last one is a rotation of the first one.

3.3 Numerical Examples

In this section, we show many examples in the 2D setting. However, examples in the 3D settings are difficult to compute and visualize. The detail is left to a future publication. Let us present some examples of orthogonal polynomials based on a triangle, rectangular domain, an L-shaped domain and a flower domain which has a hole in the middle.

Example 3.1. We first start with examples of orthonormal polynomials over a triangle T with vertices $(0, 0)$, $(1, 0)$, $(0.5, 1)$. For convenience, we only present their explicit formula in Taylor format for degree $d = 1, 2$. We start with $P_0 = \sqrt{2}$ and then compute two linear orthogonal polynomials $P_{1,0}(x, y) = a_0 + b_0x + c_0y$ and $P_{1,1}(x, y) = a_1 + b_1x + c_1y$, where a_0, b_0, c_0 is the first row while a_1, b_1, c_1 is the second row below.

$$\begin{array}{ccc} 3.997836537223834 & -5.882837001131618 & -3.169254109974075 \\ 0.131540950422845 & -3.659539427047720 & 5.094686289303045. \end{array} \quad (3.7)$$

$P_{2,0}(x, y) = a_2 + b_2x + c_2y + d_2x^2 + e_2xy + f_2y^2$, and similar for $P_{2,1}, P_{2,2}$. Their coefficients $a_i, b_i, c_i, d_i, e_i, f_i$ for $i = 0, 1, 2$ are given in Table 1. We have verified numerically that the polynomials

0.568231172946732	-19.49005993186132	24.027659606205336	23.574328321631199	-22.626611642225328	-12.946151191161945
5.482587063060269	-22.420544765433238	-10.229879356332292	15.244458227262641	35.880432690852999	-7.732363957959931
4.859871647487797	-16.924968038160749	-13.491521122661251	17.083838489671507	-0.794352257553776	19.496351375506610

Table 1: Polynomial Coefficients for $P_{2,0}, P_{2,1}, P_{2,2}$.

with these coefficients are orthogonal to each other within the accuracy of $1e - 16$.

For convenience, we only show them in graph for $d = 0, \dots, 5$ in Figure 5 and Figure 6, respectively, where T with vertices $(0, 0)$, $(1, 0)$, $(1, 1)$.

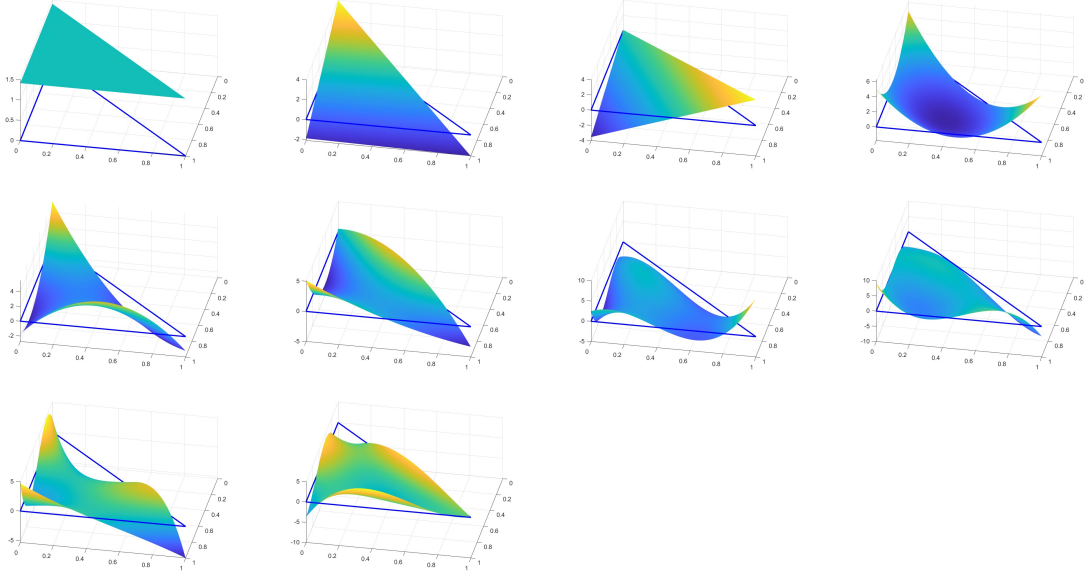


Figure 5: Orthonormal Polynomials of degrees 0, 1, 2, 3

Example 3.2. Let us consider the standard domain $[-1, 1]^2$. The orthonormal polynomials of degree 1 are easy to obtain. $p_0(x, y) = 1/2$, $p_1(x, y) = \sqrt{3}/2x$, $p_2(x, y) = \sqrt{3}/2y$. The orthonormal

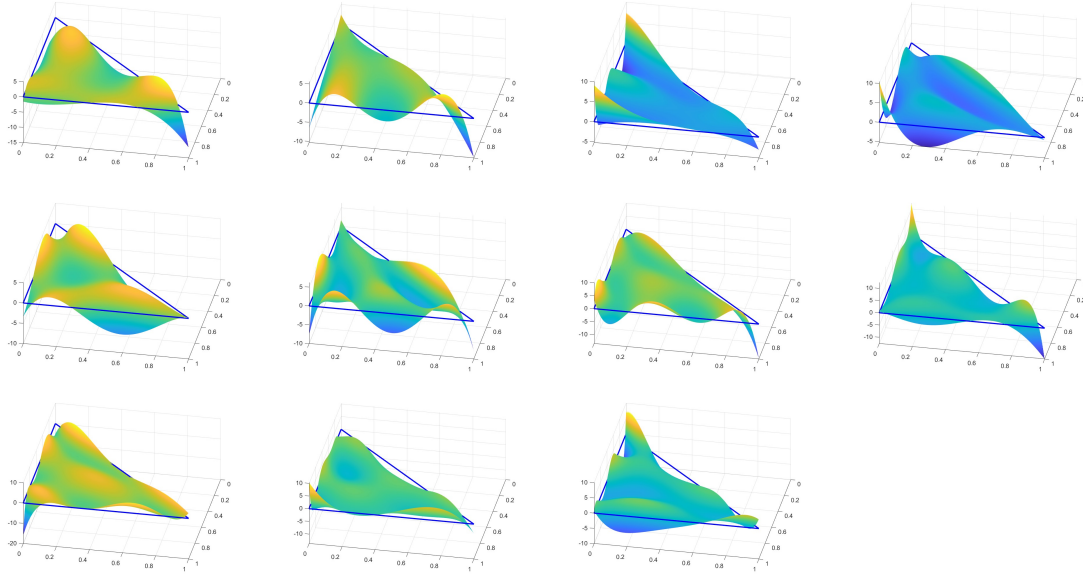


Figure 6: Orthonormal Polynomials of degrees 4 and 5

polynomials of degree 2 are given in terms of their coefficients below in the order of $1, x, y, x^2, xy, y^2$

$$X = \begin{bmatrix} 35/116 & 0 & 0 & -229/221 & -2630/2241 & 557/4251 \\ -171/737 & 0 & 0 & -598/879 & 1353/2242 & 373/271 \\ 88/127 & 0 & 0 & -1325/1173 & 517/725 & -3435/3619 \end{bmatrix}$$

A MATLAB code to check whether these 6 polynomials are orthonormal to each other is given below.

```
>> syms x y fname1 fname2 fname11 fname12 fname13 ff
>> fname1=@(x,y) sqrt(3/2)*x;
>> fname2=@(x,y) sqrt(3/2)*y;
>> fname11=@(x,y) X(1,1)+X(1,4)*x.^2+X(1,5)*x.*y+X(1,6)*y.^2;
>> int(int(fname11,x,-1,1),y,-1,1)
```

ans =

13/13510798882111488

```
>> fname12=@(x,y) X(2,1)+X(2,4)*x.^2+X(2,5)*x.*y+X(2,6)*y.^2;
>> int(int(fname12,x,-1,1),y,-1,1)
```

ans =

-29/27021597764222976

```
>> fname13=@(x,y) X(3,1)+X(3,4)*x.^2+X(3,5)*x.*y+X(3,6)*y.^2;
>> int(int(fname13,x,-1,1),y,-1,1)
```

ans =

11/6755399441055744

```

>> ff=@(x,y) fname12(x,y).*fname11(x,y);
>> int(int(ff,x,-1,1),y,-1,1)

ans =

458907104604566899/7301667457314601352621010462965760

>> 458907104604566899/7301667457314601352621010462965760

ans =

6.2850e-17

>> ff=@(x,y) fname12(x,y).*fname13(x,y);
>> int(int(ff,x,-1,1),y,-1,1)

ans =

-232997285764840411/3650833728657300676310505231482880

>> -232997285764840411/3650833728657300676310505231482880

ans =

-6.3820e-17

>> ff=@(x,y) fname12(x,y).*fname1(x,y);
>> int(int(ff,x,-1,1),y,-1,1)

ans =

0

>> ff=@(x,y) fname13(x,y).*fname1(x,y);
>> int(int(ff,x,-1,1),y,-1,1)

ans =

0

```

However, there are many different sets of orthonormal polynomials of degree 1. For example, $p_0(x,y) = 1/2$ while $p_1(x,y)a_1x + b_1y$ and $p_2 = a_2x + b_2y$, where $[a_1, b_1]$ is the first row and $[a_2, b_2]$ is the second row.

$$\begin{pmatrix} 0.119407995182024 & -0.857753887013408 \\ -0.857753887013408 & -0.119407995182024 \end{pmatrix} \quad (3.8)$$

One can easily check that p_0, p_1, p_2 are orthonormal to each other over $[-1, 1]^2$ which have been done by the author by using MATLAB commands similar to the one above.

Another set of linear orthonormal polynomials are $p_0(x, y) = a_0 + b_0x + c_0y$; $p_1(x, y) = a_1 + b_1x + c_1y$ and $p_2(x, y) = a_2 + b_2x + c_2y$ with coefficients a_0, b_0, c_0 ; a_1, b_1, c_1 ; and a_2, b_2, c_2 given in the following data array:

$$\begin{array}{ccc} 0.736626476725820 & 1.067183625864925 & 0.482973508637176 \\ 0.191228098068285 & 0.356328591835220 & -1.662325292524989 \\ 0.648701201090063 & -1.316870928878955 & -0.058405580096484 \end{array}$$

The orthonormality of these linear polynomials are verified by the author with accuracy $1e - 15$ in MATLAB.

Example 3.3. Let us consider a polygon $[0, 1]^2$. The orthonormal polynomials of degree 1 are given as follows. The first one is $p_0 = 1$ defined over $[0, 1]^2$. Write $p_1(x, y) = a_1 + b_1x + c_1y$ and $p_2 = a_2 + b_2x + c_2y$, where $[a_1, b_1, c_1]$ is the first row and $[a_2, b_2, c_2]$ is the second row.

$$1.476691783662768 \quad 0.477631980728096 \quad -3.431015548053630 \quad (3.9)$$

$$1.954323764390864 \quad -3.431015548053631 \quad -0.477631980728095 \quad (3.10)$$

One can easily check that p_0, p_1, p_2 are orthonormal to each other over $[0, 1]^2$. These polynomials will be used to generated quadrature to be given in a later example.

Example 3.4. Consider a polygon P which is an L-shaped domain with vertices $[0, 0; 2, 0; 2, 1; 1, 1; 1, 2; 0, 2]$ which is within in $[0, 2]^2$. For degree $d = 2$, we use Algorithm 3.1 to find bivariate quadratic orthonormal polynomials. Their graphs were shown in Figure 1. We now present their coefficients in the power format in Table 2. For example, $P1 = -0.27759 + 1.00778x + 0.81207y - 0.73939x^2 + 1.00649xy - 0.83594y^2$. Note that these coefficients are chopped after 5 digits for the decimal part. The numerical integration of their inner products of these polynomials based on polynomial values at 101×101 equally-spaced points of $[0, 2]^2$ gives about $1e - 4$ error away from the exact orthonormality $I_{6 \times 6}$.

P1	-0.27759	1.00778	0.81207	-0.73939	1.00649	-0.83594
P2	0.57155	0.91303	-0.54342	-0.74757	-0.28896	-0.12163
P3	1.58044	-0.21017	-2.85523	-0.19324	0.42186	1.31931
P4	0.11336	1.01927	-2.61386	-0.25244	0.35354	1.14126
P5	1.49075	-3.02600	-0.27774	1.51963	0.26120	-0.21360
P6	2.24632	-3.74764	-3.18077	0.99871	2.57303	0.84324

Table 2: Coefficients(in rows) of six quadratic orthonormal polynomials

Example 3.5. Consider a polygon P which is an L-shaped domain. For degree $d = 3$, we again use Algorithm 3.1 in the previous section to find orthonormal polynomials. Let us present their graphs in Figure 7. Their coefficients in the power format are given in Table 3. We only show their coefficients in 5 digit chopping.

Example 3.6. Consider a polygon P which is an L-shaped domain again. For degree $d = 4$, we find bivariate quartic orthonormal polynomials by using Algorithm 3.1. Let us present their graphs in Figure 8.

P1	-0.41821	2.23299	1.68804	-2.34761	1.26810	-2.37918	0.71637	-0.04421	-1.46598	1.05805
P2	1.03950	-3.61418	-1.01216	5.01519	3.68612	-1.26161	-1.91878	-1.34261	-1.17910	0.78674
P3	-2.25562	9.10083	6.34619	-10.00452	-4.83676	-6.64088	2.98589	1.34142	1.87440	1.87401
P4	-1.12493	4.31404	4.34727	-1.97392	-11.92040	-1.86506	0.20965	3.34780	3.78191	0.03874
P5	2.40821	-5.22071	-1.97223	2.33479	5.03458	-0.73131	-0.40797	-0.36993	-2.21076	0.79109
P6	2.41601	-1.95840	-7.34403	0.24409	3.59120	7.87856	0.13064	-0.89908	-0.74196	-2.73171
P7	-0.21502	6.63545	-5.47597	-7.05251	-0.86886	5.21139	1.85168	2.14921	-1.39347	-1.16061
P8	0.62764	0.60790	-2.34192	0.63250	-3.70790	2.68535	-0.77545	2.25788	0.88506	-0.66557
P9	2.42865	-4.96796	-3.20560	2.44912	5.39874	-0.25506	0.00987	-2.51434	-0.20070	0.54400
P10	1.36544	-0.76606	-7.32284	-1.31750	7.59777	6.79411	0.83367	-2.63263	-3.02784	-1.62395

Table 3: Coefficients(in rows) of 10 cubic orthonormal polynomials

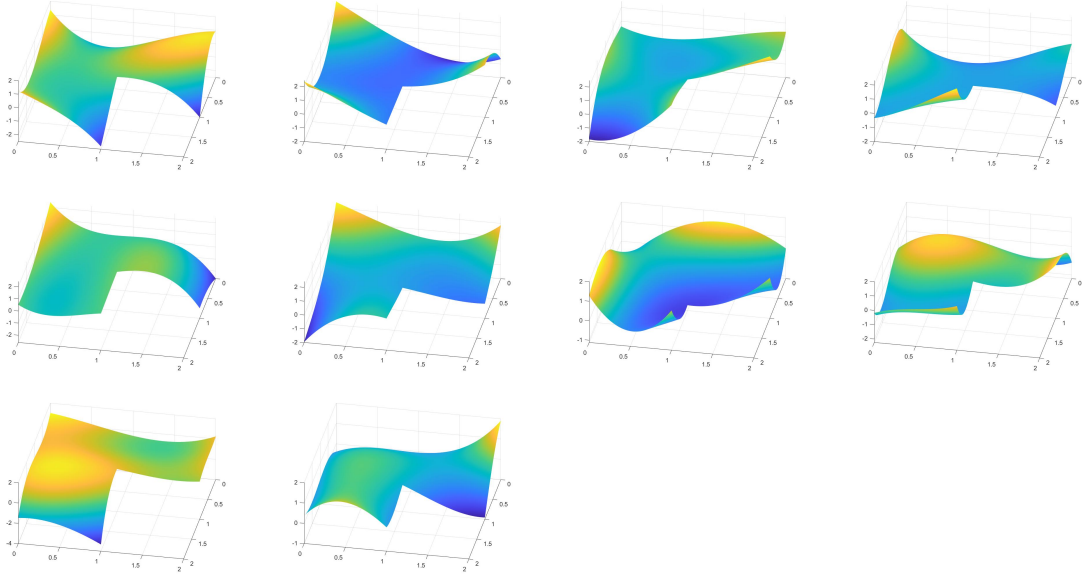


Figure 7: Cubic Orthogonal Polynomials over L-shaped Domain (Continued)

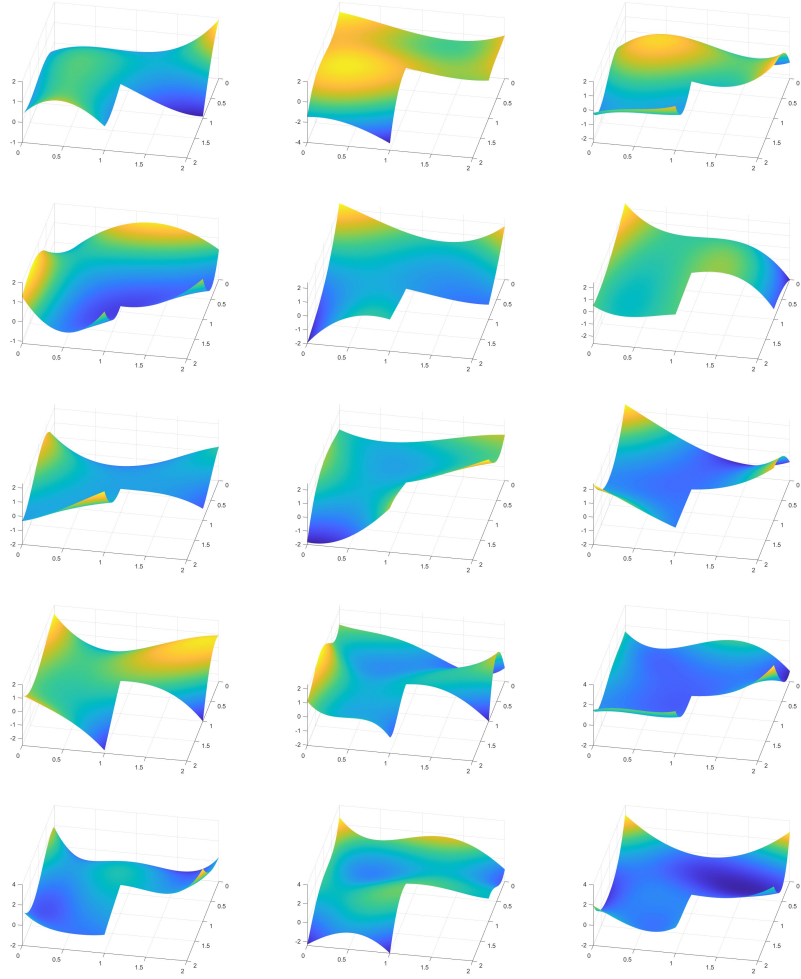


Figure 8: Quartic Orthonormal Polynomials over L-shaped Domain

When the polygon is not very complicated, the computation of these orthonormal polynomials is quick and easy. Only a few minutes are needed. When P is complicated and $d \gg 1$, the computation can be long. Mainly, the major computational time is spent on the computation of the null space of H_1 . Let us present orthonormal polynomials over a more complicated domain of interest.

Example 3.7. *Let us consider a domain which is a flower shape with one hole in the middle. We use Algorithm 3.1 to construct bivariate orthonormal polynomials of $d = 3$. Their graphs are presented in Figure 9 together with the zero curves of these orthogonal polynomials.*

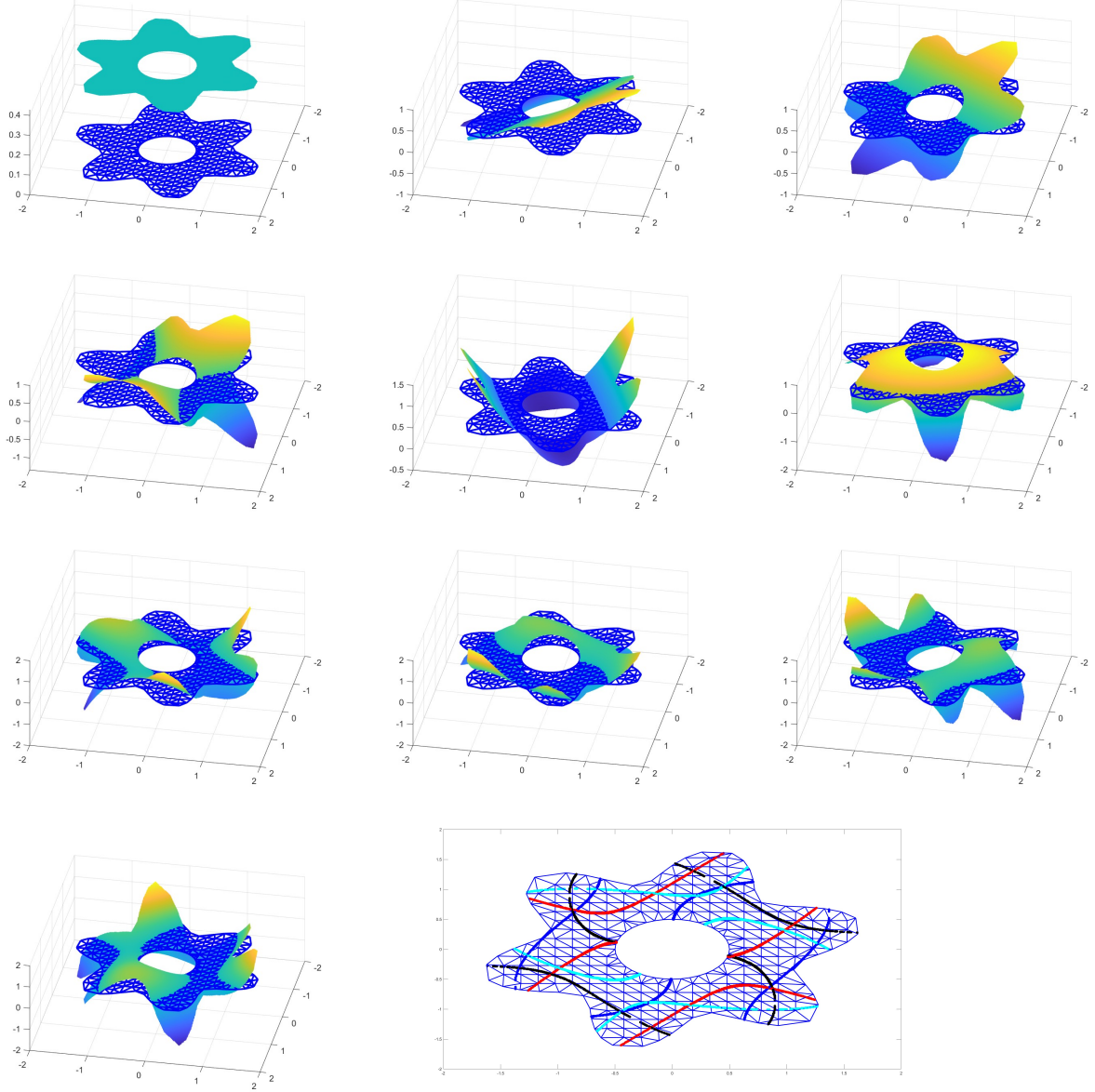


Figure 9: Orthonormal Polynomials of Degree 3 over a Flower-shaped Domain and the Zero Curves of the Polynomials of Degree 3

3.4 Zeros of Orthogonal Polynomials

Let us first look for the common zeros of orthogonal polynomials over various polygonal domains. There are many examples that there is a point $p_1 \in \Omega$ which is the intersection of the zero lines of linear orthogonal polynomials for various polygonal domain Ω in Figure 10 (except for the J-shaped domain).

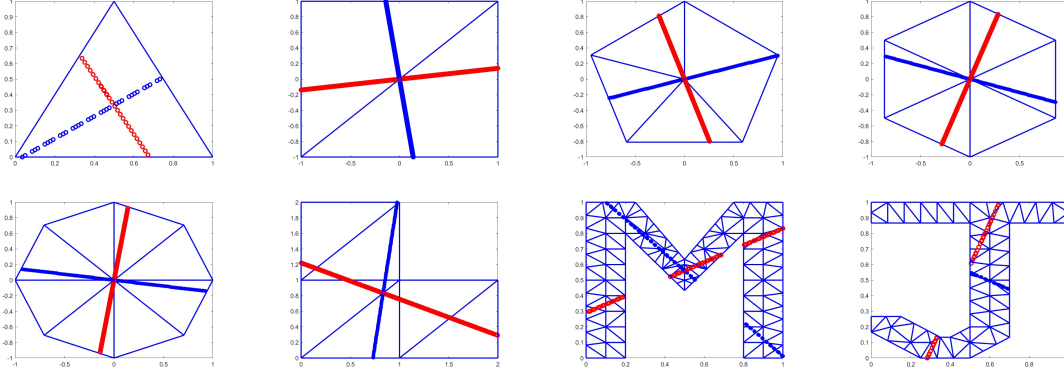


Figure 10: Zero lines (red and blue) of Two Orthogonal Linear Polynomials over Various Domains

Next let us look for common zero curves of orthogonal polynomials of higher degree than 1.

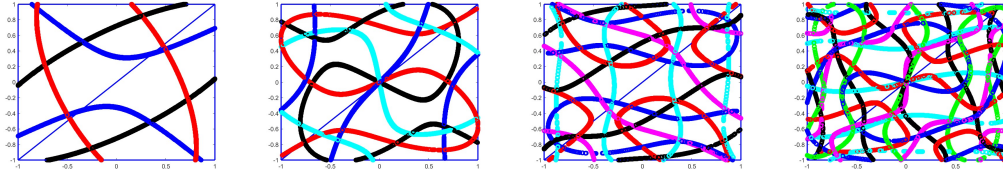


Figure 11: Zero Curves of Orthogonal Polynomials of degrees 2, 3, 4, 5

These graphs in Figures 11, 12, 13, 14 show that there are not enough common zeros for polynomial degree $d = 2$ to $d = 5$. These ruin the hope to build up Gaussian quadrature like the one in the univariate setting. However, there is a common zero for all orthogonal polynomials of odd degrees, $d = 1, 3, 5$ in Figures 11, 13, and 14.

Example 3.8. Consider a pentagonal domain Ω and plot the zero curves of orthogonal polynomials of degree 2, 3, 4, 5 in Figure 12. We can see from Figure 12 that there are no common zeros for

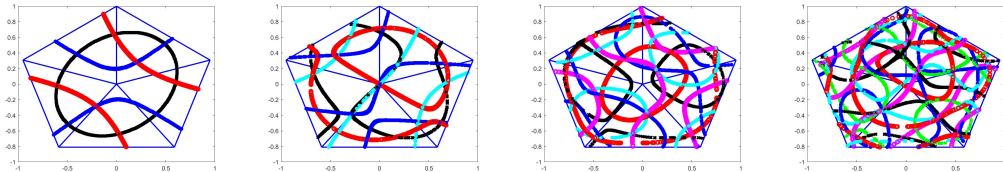


Figure 12: Zero Curves of Orthogonal Polynomials of degrees 2, 3, 4, 5

$P_{d,j}, j = 0, 1, \dots, d$ for $d = 2, 3, 4$, and 5.

Example 3.9. Consider a hexagon Ω and we plot the zero curves of orthogonal polynomials of degree 2 – 5 in Figure 13. We can see from Figure 13 that there are a common zero for $P_{d,j}, j = 0, 1, \dots, d$

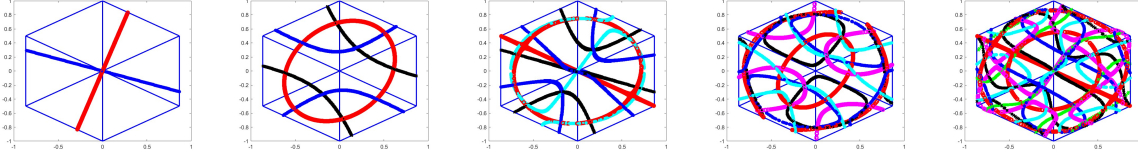


Figure 13: Zero Curves of Orthogonal Polynomials of degrees 2, 3, 4, 5

for $d = 1, d = 3$ and 5, but no common zeros for $d = 2$ and $d = 4$. The common zero for $d = 3$ and $d = 5$ is the origin $(0,0)$.

Example 3.10. Consider an octagon Ω and we plot the zeros of orthogonal polynomials of degree $2 - 5$ in Figure 14. We can see from Figure 13 that there are a common zero for $P_{d,j}, j = 0, 1, \dots, d$

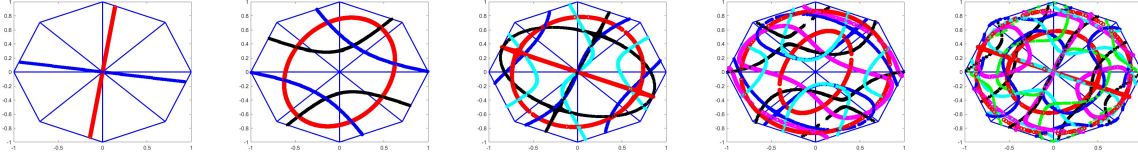


Figure 14: Zero Curves of Orthogonal Polynomials of degrees 2 – 5

for $d = 3$ and 5, but no common zeros for $d = 2$ and $d = 4$. The common zero for $d = 3$ and $d = 5$ is the origin $(0,0)$.

In fact, we did more calculation to see that the origin $(0,0)$ is the common zero of $P_{d,j}, j = 0, \dots, d$ for $d = 3, 5, 7$, etc.. when Ω is a hexagon and octagon. More examples can be seen by using the MATLAB codes from the author.

The above computational results echo the theoretical result discovered in [25]. See Theorem 3.1.1 in [25]. See also Corollary 3.7.7 in [12].

Theorem 3.11 (Xu'1994 [25]). *If the domain L is centrally symmetric and the dimension $d \geq 2$, then the orthogonal polynomial \mathbb{P}_n has fewer than $\dim \mathbb{P}_{n-1}$ common zeros. If, moreover, in \mathbb{R}^2 , then orthogonal polynomials for \mathbb{P}_d has no common zero if d is even and has one common zero ($\mathbf{x} = 0$) if d is odd.*

Remark 3.12. One observation from the examples above is that when *we have* a polygonal domain, say J -shape, there is no common zero for odd degree orthogonal polynomials.

Remark 3.13. Another observation from the construction above is when a domain is centrally symmetric, e.g. square, hexagon, octagon, etc., the orthogonal polynomials of an odd degree contains only monomials of odd degree and the orthogonal polynomials of an even degree contains only monomials of even degree.

4 Applications of Orthogonal Polynomials

A natural application of orthogonal polynomials is to build numerical quadrature over various polygons motivated by the well-known Gauss quadrature in the univariate setting. Although it is known

that no Gauss quadrature exists over even centrally symmetric domains, we will provide two approaches to use orthogonal polynomials for quadrature formula. One is to use polynomial reduction/division to reduce a polynomial function, e.g. an approximation of the given continuous function of interest, to a remainder of quadratic polynomials. One point quadrature formula can be built which will be exact for many more functions than linear polynomials. Another approach is to use orthogonal polynomials for approximating the given continuous function of interest by interpolation based on its function values at some given locations over a domain of interest. Then the integration of the given function over the domain is simply the constant term of the interpolating polynomial. These two approaches will be discussed in the following two subsections. Finally, we discuss how to use less numbers of function values to achieve a higher order of polynomial accuracy.

4.1 Integration by Polynomial Reduction

We now extend some ideas in the preliminary section to the two-dimensional setting. Let $\Omega \subset \mathbb{R}^2$ be a bounded domain. For the convenience of computation to be discussed later, let Ω be a polygon. Even orthogonal polynomials are not unique, let us assume that we have a set of orthogonal polynomials over Ω based on the computation from the previous section.

Recall that \mathbb{P}_d is the polynomial space of total degree $\leq d$ and write $P_{d,i}, i = 0, \dots, d$ for the orthogonal polynomials in $\mathbb{P}_d \ominus \mathbb{P}_{d-1}$. Then for any polynomial P of degree $2d-1$, we can have a similar division formula as in the univariate setting (2.1). The following result is well-known, e.g. see similar results in [1]. For convenience, we present a proof.

Theorem 4.1. *Consider the bivariate polynomials in $\mathbb{P}_d, d \geq 1$. Suppose we have linearly independent $(d+1)$ polynomials $P_{d,0}, \dots, P_{d,d}$ of degree d which span the space of all homogeneous polynomials of degree exactly d . Given a polynomial P of degree $\leq 2d-1$ with $d \geq 2$, there are polynomials q_i of degree $< d$ such that*

$$P(x, y) = \sum_{i=0}^d q_i(x, y) P_{d,i}(x, y) + R(x, y),$$

where $R(x, y)$ is a polynomial of degree $d-1$ or less.

Proof. For convenience, let us give a proof. Without loss of generality, we assume that the given polynomial P of degree $2d-1$ and the given $d+1$ linearly independent polynomials $P_{d,0}, \dots, P_{d,d}$ are in Taylor format, i.e. $P_{d,i} = x^i y^{d-i}$ for $i = 0, \dots, d$. Also, we write

$$P(x, y) = \sum_{i=0}^{2d-1} P_i(x, y),$$

where $P_i(x, y)$ is the part of polynomials of P whose degree is exactly i . Let $R(x, y) = \sum_{i=0}^{d-1} P_i(x, y)$ be the residual portion of P . For $i \geq d$, we now write P_i in terms of $P_{d,j}, j = 0, \dots, d$. It is easy to see when $i = d$, $P_d = \sum_{j=0}^d c_{d,j} P_{d,j}$ with constant coefficients $c_{d,j}$'s. Assume that P_{i-1} a linear combination of $P_{d,j}, j = 0, \dots, d$ with polynomial coefficients $c_{i,j}$ when $i \geq d+1$. Let us consider P_i with $i > d+1$. We write

$$P_i = \sum_{k=0}^i a_k x^k y^{i-k} = \sum_{k=0}^d a_k x^k y^{d-k} (y^{i-d}) + \sum_{k=d+1}^i a_k x^k y^{i-k}$$

$$\begin{aligned}
&= \sum_{k=0}^d a_k x^k y^{d-k} (y^{i-d}) + \sum_{k=0}^{i-d-1} a_{i-k} x^{d-k} y^k (x^{i-d}) \\
&= \sum_{k=0}^d (a_k y^{i-d}) x^k y^{d-k} + \sum_{l=2d+1-i}^d (a_{i-d+l} x^{i-d}) x^l y^{d-l}.
\end{aligned}$$

That is, P_i is a linear combination of $P_{d,k}, k = 0, \dots, d$ with polynomial coefficients with degree $\leq d-1$. By induction, all P_i are a linear combination of $P_{d,j}, j = 0, \dots, d$ for $i \geq d$. Then P can be written in the desired form. \square

Let us remark that when polynomials P and $P_{d,i}$ are with rational coefficients, the above division can be done by using a MATLAB command `PolynomialReduce.m`. However, when the coefficients of these polynomials are irrational numbers, the MATLAB command does not work well. We now use the result above to derive a quadrature formula under some additional assumptions.

Theorem 4.2. *Let $P_{d,j}, j = 0, \dots, d$ be orthogonal polynomials in $\mathbb{P}_d \ominus \mathbb{P}_{d-1}$ over polygonal domain Ω . Suppose that there are D_{d-1} locations: $p_1, \dots, p_{D_{d-1}} \in \Omega$ which are some common zeros of all $P_{d,j}, j = 0, \dots, d$. Furthermore, suppose that these locations $p_1, \dots, p_{D_{d-1}}$ admit a unique polynomial interpolation of degree $d-1$, that is, for any continuous function f defined on Ω , there exists a unique polynomial P_f satisfying $P_f(p_i) = f(p_i), i = 1, \dots, D_{d-1}$. Writing*

$$P_f(x, y) = \sum_{i=1}^{D_{d-1}} f(p_i) L_i(x, y) \quad (4.1)$$

for some Lagrange basis functions L_i and letting $c_i = \int_{\Omega} L_i(x, y) dx dy$ for each i , we have

$$\int_{\Omega} f(x, y) dx dy \approx \sum_{i=1}^{D_{d-1}} f(p_i) c_i =: Q(f). \quad (4.2)$$

Then this quadrature $Q(f)$ is exact for all polynomials f of degree $2d-1$.

Proof. Indeed, given a polynomial f of degree $2d-1$, we use the theorem above to have

$$f = \sum_{i=0}^d q_i P_{d,i} + R.$$

Note that the interpolating polynomial P_f of degree $d-1$ at these points p_i satisfies $f(p_j) = P_f(p_j) = \sum_{i=0}^d q_i(p_j) P_{d,i}(p_j) + R(p_j) = R(p_j)$ for all j . So P_f is the interpolating polynomial of degree $d-1$ with function values $R(p_i)$ instead and R is of degree $d-1$, $P_f \equiv R$. By the quadrature formula (4.2),

$$Q(R) = \int_{\Omega} R(x, y) dx dy = \int_{\Omega} (R(x, y) + \sum_{i=0}^d q_i(x, y) P_{d,i}(x, y)) dx dy = \int_{\Omega} f(x, y) dx dy.$$

That is, the quadrature is exact for polynomials of degree $2d-1$. \square

As we have seen in Figure 10 that there is a common zero of orthogonal polynomials in $\mathbb{P}_1 \ominus \mathbb{P}_0$ over many different polygons, we can use the above theorem to obtain the following quadrature formulas:

Example 4.3. Let Ω be a polygonal domain and for $d = 1$, let $P_{1,1}$ and $P_{1,2}$ be two linear orthogonal polynomials which is also orthogonal to constant function $P_{0,0}$. Since $P_{1,1}$ and $P_{1,2}$ are linear polynomials and orthogonal to $P_{0,0}$, $P_{1,1}$ is positive and negative over Ω , and hence, the zeros of $P_{1,1}$ is a line inside Ω . So is $P_{1,2}$. As these two lines are not parallel, let p_1 be the interception of these two lines. If $p_1 \in \Omega$, then

$$\int_{\Omega} f(x, y) dx dy \approx f(p_1) A_{\Omega}, \quad (4.3)$$

where A_{Ω} stands for the area of Ω . By Theorem 4.2, the quadrature will be exact for all linear polynomials. For example

$$\int_{-1}^1 \int_{-1}^1 f(x, y) dx dy \approx 4f(0, 0) \quad (4.4)$$

which is exact for all linear polynomials. The quadrature (4.3) is the well-known one point quadrature in the bivariate setting.

Example 4.4. Consider a triangular domain T with vertices $\{(0, 0), (1, 0), (1, 1)\}$. Then the point $p = (2/3, 1/3)$ is the intersection of two orthogonal linear polynomials as shown in the first graph of Figure 11 which is also orthogonal to constant functions. Then the following quadrature

$$\int_T f(x, y) dx dy \approx \frac{1}{2} f(2/3, 1/3)$$

will be exact for all linear polynomials.

Remark 4.5. Note that Theorem 4.2 may be used to conclude that there is no Gaussian quadrature for $d > 1$ as we have seen that there are not enough number of common zeros of orthogonal polynomials in $\mathbb{P}_d \ominus \mathbb{P}_{d-1}$ for $d > 1$ over a square domain, pentagonal domain, hexagonal domain, octagonal domain, L-shaped domain, etc. in the previous section. This observation was already pointed out in [25], see also [12] or [27].

We now study the one point quadrature as it will be exact for more than just linear polynomials. The following is one of the main theorems in this paper.

Theorem 4.6. Let Ω be a polygon, e.g. square, hexagon or octagon, etc such that there exists a point $\mathbf{p} \in \Omega$ which is the common zero of all orthogonal polynomials $P_{2d-1,j}$, $j = 0, \dots, 2d-1$ for $d = 1, 2, \dots, \infty$. For any polynomial P_n of degree n with $2d-1 \leq n \leq 2d$, let us write

$$P_n(x, y) = \sum_{j=0}^{2d-1} q_j(x, y) P_{2d-1,j}(x, y) + \sum_{j=0}^{2d-3} \hat{q}_j(x, y) P_{2d-3,j}(x, y) + \dots + \sum_{j=0}^1 \tilde{q}_j(x, y) P_{1,j}(x, y) + R \quad (4.5)$$

based on orthogonal polynomials of odd degree, where the residual R is a constant and quotients $q_j(x, y)$, $\hat{q}_j(x, y)$, $\tilde{q}_j(x, y)$ are linear polynomials. If $\tilde{q}_j(x, y)$ are constant functions for $j = 0$ and $j = 1$, then

$$\int_{\Omega} P_n(x, y) dx dy = P_n(\mathbf{p}) A_{\Omega}, \quad (4.6)$$

where A_{Ω} is the area of Ω . If \tilde{q}_j are indeed linear polynomials with $\tilde{q}_j = a_j x + b_j y + c_j$, then

$$\int_{\Omega} P_n(x) dx = P_n(\mathbf{p}) A_{\Omega} + \sum_{j=0}^1 (a_j \alpha_j + b_j \beta_j), \quad (4.7)$$

where $\alpha_j = \int_{\Omega} x P_{1,j}(x, y) dx dy$ and $\beta_j = \int_{\Omega} y P_{1,j}(x, y) dx dy$ for $j = 0, 1$ which can be precomputed beforehand.

Proof. For convenience, let us say $d = 3$. In this case, consider a polynomial function P of degree 6 or less. We first expand $P(x, y) = \sum_{j=0}^d q_j(x, y)P_{5,j}(x, y) + R_1(x, y)$, where $q_j \in \mathbb{P}_1$ and $R_1 \in \mathbb{P}_4$. Then we express $R_1 = \sum_{j=0}^3 \hat{q}_j(x, y)P_{3,j}(x, y) + R_2$ with $\hat{q}_j \in \mathbb{P}_1$ and $R_2 \in \mathbb{P}_2$. We write $R_2(x, y) = \sum_{j=0}^1 \tilde{q}_j(x, y)P_{1,j}(x, y) + R_3(x, y)$, where \tilde{q}_j and R_3 are linear polynomials. If \tilde{q}_j are constants, then by the orthogonal property of $P_{1,j}$ with constant functions, we know $\int_{\Omega} R_2(x, y)dxdy = \int_{\Omega} R_3(x, y)dx = R_3(\mathbf{p})A_{\Omega}$ by Theorem 4.2. Note that $R_3(\mathbf{p}) = P(\mathbf{p})$ as \mathbf{p} is the common zeros of all $P_{2k-1,j}, j = 0, \dots, 2k-1, k = 1, 2, \dots$. Indeed, by the orthogonality, we have

$$\begin{aligned} \int_{\Omega} P(x, y)dx &= \sum_{j=0}^5 \int_{\Omega} q_j(x, y)P_{5,j}dx + \sum_{j=0}^3 \int_{\Omega} \hat{q}_j(x, y)P_{3,j}(x, y)dx + \\ &\quad + \sum_{j=0}^1 \int_{\Omega} \tilde{q}_j(x, y)P_{1,j}(x, y)dxdy + \int_{\Omega} R_3(x, y)dxdy \\ &= \int_{\Omega} R_3(x, y)dxdy = R_3(\mathbf{p})A_{\Omega} = P(\mathbf{p})A_{\Omega}. \end{aligned} \quad (4.8)$$

When $\tilde{q}_j = a_jx + b_jy + c_j$, $\int_{\Omega} \tilde{q}_j(x)P_{1,j}(x, y)dxdy = a_j \int_{\Omega} xP_{1,j}(x, y)dxdy + b_j \int_{\Omega} yP_{1,j}(x, y)dxdy + c_j \int_{\Omega} P_{1,j}(x, y)dxdy = a_j\alpha_j + b_j\beta_j$. These complete the proof. \square

Similarly, we can have the following

Theorem 4.7. *Let Ω be a centrally symmetric domain in the sense that $(\pm x, \pm y) \in \Omega$. For any polynomial P_n of degree n with $2d \leq n \leq 2d+1$, let us write*

$$P_n(x, y) = \sum_{j=0}^{2d} q_j(x, y)P_{2d,j}(x, y) + \sum_{j=0}^{2d-2} \hat{q}_j(x, y)P_{2d-2,j}(x, y) + \dots + \sum_{j=0}^2 \tilde{q}_j(x, y)P_{2,j}(x, y) + R(x, y), \quad (4.9)$$

based on orthogonal polynomials of even degree, where the residual polynomial $R(x, y)$ and quotients $q_j(x, y), \hat{q}_j(x, y), \dots, \tilde{q}_j(x, y)$ are linear polynomials. If $R(x, y) = ax + by + c$, then

$$\int_{\Omega} P_n(x, y)dxdy = cA_{\Omega}, \quad (4.10)$$

where A_{Ω} is the area of Ω . Furthermore, if Ω is a general polygonal domain, then writing $R(x, y) = ax + by + c$,

$$\int_{\Omega} P_n(x, y)dxdy = a \int_{\Omega} xdx dy + b \int_{\Omega} ydx dy + cA_{\Omega}. \quad (4.11)$$

Proof. Due to the central symmetry of the domain Ω , we have $\int_{\Omega} xdx dy = 0 = \int_{\Omega} ydx dy$ and hence, $\int_{\Omega} R(x, y)dxdy = a \int_{\Omega} xdx dy + b \int_{\Omega} ydx dy + c \int_{\Omega} dxdy = cA_{\Omega}$. By using the orthogonality of $P_{2d,j}$'s, $P_{2d-2,j}$'s, and $P_{2,j}$'s, we have the result in (4.10). Otherwise, when Ω is a general polygonal domain, we have to compute $\int_{\Omega} xdx dy$ and $\int_{\Omega} ydx dy$ beforehand. Then (4.11) can be obtained after the polynomial reduction using the orthogonal polynomials of even degree. \square

The result above in Theorem 4.6 shows that the one point quadrature (4.6) for bivariate continuous functions will be exact for many nontrivial polynomials P_n of higher degree than linear polynomials as long as the linear polynomial \tilde{q}_i mentioned in the theorem above are constants for $i = 0$ and $i = 1$. When \tilde{q}_i are indeed linear polynomials, the coefficients α_j, β_j can be computed by a brute force method and hence, (4.7) can be useful. The result in Theorem 4.7 seems more convenient than Theorem 4.6 if the domain is centrally symmetric. Even if the domain is not centrally

symmetric, we need to compute $\int_{\Omega} x dx dy$, $\int_{\Omega} y dx dy$, A_{Ω} by a brute force method to obtain a similar result in Theorem 4.6 which requires to compute the integration of all quadratic polynomials over Ω .

To use Theorem 4.6, two questions remaining is (1) how to see from P_n that the linear polynomials \tilde{q}_j are constant functions and (2) how to compute \tilde{q}_i 's if they are indeed nontrivial linear polynomials and find their coefficients a_j, b_j for $\tilde{q}_j = a_j x + b_j y + c_j, j = 0, 1$. To use Theorem 4.7, we have the similar questions. That is, how do we know the residual function $R(x, y)$ is a constant function? Certainly, when p is an even polynomial and/or the domain is centrally symmetric, the result (4.7) holds.

One of the significances of Theorem 4.6 and Theorem 4.7 is that the integration of any polynomials is only dependent on the integration of their lower order terms, more precisely, the quadratic terms or linear terms if they are expanded in the forms (4.5) or (4.9). Indeed, the results in Theorem 4.6 tell us that if we divide the polynomial P_n by orthogonal polynomials of odd degree to get the remainders, i.e. a_j, b_j 's, then the integration of P_n is completely dependent on $\int_{\Omega} x P_{1,j}(x, y) dx dy$ and $\int_{\Omega} y P_{1,j}(x, y) dx dy$ for $j = 0, 1$.

For convenience, let us define

$$\mathcal{L}(\Omega) = \left\{ \sum_{d=2}^{d'} \sum_{j=0}^{2d-1} q_{d,j}(x, y) P_{2d-1,j}(x, y) + R(x, y) : \text{for all linear polynomials } q_{d,j}, R, \forall d' \geq 2 \right\} \quad (4.12)$$

Based on Theorem 4.6, the one point quadrature (4.6) is exact for all functions in $\mathcal{L}(\Omega)$ under the assumption that all orthogonal polynomials $P_{2d-1,j}, j = 0, \dots, 2d-1$ have the common zero $p \in \Omega$ for all $d \geq 1$. We say that each function in $\mathcal{L}(\Omega)$ is quasi-divisible by orthogonal polynomials of odd degree. If a continuous function f which can be approximated by using the quasi-divisible polynomials in $\mathcal{L}(\Omega)$, the integration of f can be approximated by the one point quadrature in (4.6). Note that the closure of $\mathcal{L}(\Omega)$ has a lot of functions, more than half of the continuous functions in $C(\Omega)$. As in a previous section, we define

$$\mathbb{L}(\Omega) = \text{span}\{\mathcal{L}(\Omega), \mathbb{P}_2\}. \quad (4.13)$$

Similar to the proof of Theorem 4.6, we can establish the following

Theorem 4.8. *The closure of $\mathbb{L}(\Omega)$ in the maximum norm is $C(\Omega)$, the space of all continuous functions over Ω .*

Proof. We leave the proof to the interested reader. □

In the same fashion, we can define

$$\mathbb{L}_e(\Omega) = \left\{ \sum_{k=1}^d \sum_{j=0}^{2k} q_{k,j}(x, y) P_{2k,j}(x, y) + R(x, y) : \text{for all linear polynomials } q_{k,j}, R, \forall d \geq 1 \right\}$$

based on the orthogonal polynomials of even degree constructed in the previous section. We can establish the result that the closure of $\mathbb{L}_e(\Omega)$ in the maximum norm is $C[\Omega]$. All these are left to the interested reader.

In general, we can use the following class of functions to classify the functions such that the one point quadrature is exact:

$$\mathbb{M}(\Omega) = \left\{ \sum_{d=1}^{d'} \sum_{j=0}^{2d-1} q_{d,j}(x, y) P_{2d-1,j}(x, y) + R(x, y) : \right.$$

$$\begin{aligned} & \text{for polynomials } q_{d,j} \text{ of degree } \leq 2d - 2 \text{ for all } j = 0, \dots, 2d - 1, \\ & R(x) \text{ is a constant, } \forall d' \geq 2 \}. \end{aligned} \quad (4.14)$$

It is easy to see that $\mathbb{L}(\Omega) \subset \mathbb{M}(\Omega)$. Also, many nontrivial quadratic polynomials are not inside $\mathbb{M}(\Omega)$ defined in (4.14). Let $Q_i, i = 0, \dots, 5$ be quadratic monomials and suppose we have their integrals, e.g. we compute them beforehand numerically:

$$I_i = \int_{\Omega} Q_i(x, y) dx dy, i = 0, \dots, 5.$$

Then we have

Theorem 4.9. *For any polynomial P of degree $n \geq 2$, there exists a polynomial $M \in \mathbb{M}(\Omega)$ and a quadratic polynomial J such that*

$$P(x, y) = M(x, y) + J(x, y) \quad (4.15)$$

and hence, $\int_{\Omega} P(x, y) dx dy$ is a linear combination of these values $I_i, i = 0, \dots, 5$.

Proof. Let P_n be a polynomial of degree n , say $n = 100$. We use $P_{51,i}, i = 0, \dots, 51$ to divide P_n . Since $P_{51,i}$'s are linearly independent, we have

$$P_n(x, y) = \sum_{i=0}^{51} q_{26,i}(x, y) P_{51,i}(x, y) + R_1(x, y)$$

by Theorem 4.1, where the remainder $R_1(x, y)$ is a polynomial of degree ≤ 50 . Then we apply Theorem 4.1 again to have

$$R_1(x, y) = \sum_{i=0}^{27} q_{14,i}(x, y) P_{27,i}(x, y) + R_2(x, y),$$

where the remainder $R_2(x, y)$ is of degree ≤ 26 . We repeat the above computational procedures to have

$$R_3(x, y), R_4(x, y), R_5(x, y) \text{ and } R_6(x, y),$$

where the degree of $R_3(x, y)$ is less than or equal to 14, the degree of $R_4(x, y)$ is less than or equal to 8, the degree of $R_5(x, y)$ is less than or equal to 4, and the degree of $R_6(x, y)$ is less than or equal to 2. Letting $J(x, y) = R_6(x, y)$ and $M(x, y)$ be the summation of all quotients above, we have

$$P_n(x, y) = M(x, y) + J(x, y).$$

Finally, we rewrite $J(x, y) = \sum_{j=0}^5 c_j Q_j(x, y)$. Now the integral

$$\int_{\Omega} P_n(x, y) dx dy = \int_{\Omega} M(x, y) dx dy + \int_{\Omega} J(x, y) dx dy = \sum_{j=0}^5 c_j \int_{\Omega} Q_j(x, y) dx dy$$

which is a linear combination of the values $I_i, i = 0, \dots, 5$. \square

Finding the right quadratic polynomial J for a general polynomial P_n , or a continuous function is a key to find the integration of $\int_{\Omega} P_n(x, y) dx dy$ or $\int_{\Omega} f(x, y) dx dy$. On the other hand, it is relatively easy to find the linear orthogonal polynomials for any fixed domain Ω based on the MATLAB codes discussed in a previous section. As α_j and β_j for $j = 0, 1$ can be precomputed, the main quadrature formula (4.7) will be dependent on the computation of $a_j, b_j, j = 0, 1$ for polynomial function P . Similar to the quadrature formula given in Theorem 2.6, the computation of $a_j, b_j, j = 0, 1$ can lead to a quadrature formula for a general continuous function f . Let us give an example.

Example 4.10. Let Ω be a hexagon with the vertices on the unit circle. See Example 3.9 for the zeros of orthogonal polynomials of various degree. We first present the four orthogonal polynomials of degree 3 in $\mathbb{P}_3 \ominus \mathbb{P}_2$. They are given in Table 4. Also we present the two orthogonal polynomials of degree 1 in Table 5.

	x^3	x^3y	xy^2	y^3	x	y
$P_{3,0}$	963/269	4367/766	2203/908	4367/766	-2822/1531	-3100/971
$P_{3,1}$	-599/391	5297/1016	2241/443	-1413/1268	-467/7208	-590/2253
$P_{3,2}$	-1670/903	-2909/873	2222/359	3893/2097	-187/2083	-83/265
$P_{3,3}$	1213/214	-3505/1069	25591/4285	-4842/1469	-1573/489	977/530

Table 4: Orthogonal Polynomials of Degree 3 over the Hexagon Domain

	x	y
$P_{1,0}$	-804/625	428/975
$P_{1,1}$	-428/975	-804/625

Table 5: Orthogonal Polynomials of Degree 1 over the Hexagonal Domain

For any even polynomial P of degree 4, i.e. $P(x, y) = P(-x, -y)$, say

$$P(x, y) = p_1x^4 + p_2x^3y + p_3x^2y^2 + p_4xy^3 + p_5y^4 + p_6x^2 + p_7xy + p_8y^2 + p_9,$$

we can find coefficients $c_i, d_i, i = 0, 1, 2, 3$ and $a_i, b_i, i = 0, 1$ such that

$$P(x, y) - P(0, 0) = \sum_{i=0}^3 (c_i x + d_i y) P_{3,i}(x, y) + \sum_{i=0}^1 (a_i x + b_i y) P_{1,i}(x, y). \quad (4.16)$$

As we only need to match the coefficients of P which has 8 coefficients p_1, \dots, p_8 while we have 12 unknowns. When we randomly choose 8 nodes $\mathbf{n}_i, i = 1, \dots, 8$ inside the hexagon given in Table 6.

-429/3395	251/941	-935/2817	96/4867	266/2087	575/2688	-563/2908	-423/1790
941/2262	101/878	-1371/3370	361/2827	-1186/3851	511/1845	230/631	-447/2686

Table 6: 8 nodes inside the hexagonal domain

The interpolating conditions (4.16) with (x, y) being the 8 nodes listed in Table 6 lead to a linear system which can be solved by setting $a_0 = 0, b_0 = 0$ and $a_1 = 0$. The solution b_1 can be found for any given p_1, \dots, p_9 . We therefore obtain the following quadrature:

$$\int_{\Omega} f(x, y) dx dy \approx \sum_{i=1}^8 w_i (f(\mathbf{n}_i) - f(\mathbf{0})) \beta_1 + f(\mathbf{0}) A_{\Omega}, \quad (4.17)$$

where $A_{\Omega} = 1351/520$ and the weights w_i 's are given below.

-2421/187	-8603/57	-22423/1729	-12315/29	7886/59	2501/165	-10964/219	21800/113
-----------	----------	-------------	-----------	---------	----------	------------	-----------

and $\beta_1 = \int_{\Omega} y P_{1,1}(x, y) dx dy = -431/619$. If we use the quadrature (4.17) for even function $f(x, y) = \cos(x + y)$, we get a very accurate integral value 2.093802517305221. Comparing it with the exact value 2.093390032732584, the absolute error is $4.124845726369841e - 04$.

4.2 Integration by Interpolation: Multi-Point Quadrature

We begin with another approach to compute the integration of a continuous function f over any polygon Ω by using orthogonal polynomials over Ω . In particular, when the values of a continuous function are only available at several locations within Ω , which is the common situation in practice, we build a quadrature based on the values and locations to approximate the integration of f over Ω .

First of all, let us review the concept of domain points introduced in [18]. Let $T \subset \Omega$ be a triangle in Ω and let $\mathbf{v}_1, \mathbf{v}_2, \mathbf{v}_3$ be the vertices of T , Then

$$\xi_{ijk} = \frac{1}{d}(i\mathbf{v}_1 + j\mathbf{v}_2 + k\mathbf{v}_3), \forall i + j + k = d. \quad (4.18)$$

are domain points of T . Let $P_{d,1}, \dots, P_{d,D_d}$ be the union of all iterative orthonormal polynomials of degree $\leq d$, where $D_d = (d+1)(d+2)/2$ over Ω . It is clear that we can write any polynomial P of degree d as $P = \sum_{i=1}^{D_d} c_i P_{d,i}$. Then it is known (e.g. Chung-Yao theorem in 1977 (cf. [6] or [18]) that for any continuous function f over T , there exists a unique interpolating polynomial P_f of degree d such that

$$P_f(\xi_{ijk}) = f(\xi_{ijk}), \quad \forall i + j + k = d. \quad (4.19)$$

That is, there exists a unique vector $\mathbf{c} = (c_1, \dots, c_{D_d})^\top$ such that P_f satisfies the following linear system of equations:

$$\begin{bmatrix} P_{d,2}(\xi_{d00}) & P_{d,3}(\xi_{d00}) & \cdots & P_{d,D_d}(\xi_{d00}) & P_{d,1}(\xi_{d00}) \\ \vdots & \vdots & \cdots & \vdots & \vdots \\ \vdots & \vdots & \cdots & \vdots & \vdots \\ P_{d,2}(\xi_{00d}) & P_{d,3}(\xi_{00d}) & \cdots & P_{d,D_d}(\xi_{00d}) & P_{d,1}(\xi_{00d}) \end{bmatrix} \mathbf{c} = \begin{bmatrix} f(\xi_{d00}) \\ \vdots \\ \vdots \\ f(\xi_{00d}) \end{bmatrix}. \quad (4.20)$$

Note that we have arranged the first entry c_1 is in the end of the columns of the system (4.20) above. The discussion above leads to the following numerical integration formula.

Theorem 4.11. *Let f be a continuous function over $T \subset \Omega$. Suppose that c_1 is the coefficient satisfying the above system of linear equations together with other coefficients c_2, \dots, c_{D_d} . Then*

$$c_1 \approx \int_{\Omega} f(x, y) dx dy, \quad (4.21)$$

where $P_{d,1}$ is so normalized that $\int_{\Omega} P_{d,1}(x, y) dx dy = 1$.

Proof. Let us solve the whole system (4.20) to obtain all the coefficients. Then

$$P_f(x, y) = \sum_{i=1}^{D_d} c_i P_{d,i}(x, y)$$

is a good approximation of f satisfying the interpolation condition (4.19). Then it follows

$$\int_{\Omega} f(x, y) dx dy \approx \int_{\Omega} P_f(x, y) dx dy = \int_{\Omega} \sum_{i=1}^{D_d} c_i P_{d,i}(x, y) dx dy = \int_{\Omega} c_1 P_{d,1}(x, y) dx dy = c_1,$$

where we have used the fact that all $P_{d,i}$ are orthogonal to $P_{d,1}$ which is a constant, that is, $\int_{\Omega} P_{d,i}(x, y) dx dy = 0$ for all $i \geq 2$ while $\int_{\Omega} P_{d,1}(x, y) dx dy = 1$ due to the normalization. Hence, we have (4.21). \square

Note that the coefficient c_1 is a linear combination of function values $f(\xi_{ijk}), i + j + k = d$, that is,

$$c_1 = \sum_{i+j+k=d} c_{d,ijk} f(\xi_{ijk})$$

which is a numerical quadrature over triangle Ω , where $c_{d,ijk}$ are the coefficients which can be found from the linear system (4.20). In particular, we can use Cramer's rule to find these coefficients.

Remark 4.12. To obtain c_1 from the linear system (4.20), we only need to do Gaussian elimination and solve for c_1 without further backward substitution to get the remaining coefficients c_2, \dots, c_n . Recall that polynomial integration over T was discussed in [18]. Once we solve the linear system (4.19) in terms of Bernstein-Bézier polynomial basis, we simply add them all up and multiply it by the area of T and divide it by $\binom{d+2}{2}$. See Theorem 2.33 on page 45 of [18]. The method above offers a simpler computational method to obtain a numerical quadrature formula.

Remark 4.13. If we use the traditional polynomial interpolation method, we write

$$P_f(x, y) = \sum_{i+j+k=d} f(\xi_{ijk}) L_{ijk}(x, y)$$

with L_{ijk} being Lagrange basis function of degree d associated with each ξ_{ijk} . Then

$$\int_{\Omega} f(x, y) dx dy \approx \int_{\Omega} P_f(x, y) dx dy = \sum_{i+j+k=d} f(\xi_{ijk}) \int_{\Omega} L_{ijk}(x, y) dx dy.$$

To obtain a quadrature formula, one has to find out the integrals $w_{ijk} = \int_{\Omega} L_{ijk}(x, y) dx dy$ which are nontrivial for a general polygonal domain. The results of Theorem 4.11 offers a simpler approach by solving a linear system once these orthogonal polynomials are found.

When Ω is a triangle, it is known how well the interpolating polynomial P_f approximates f as discussed in [18] (See Theorem 1.12 on page 13.) After carefully examining the proof, we can conclude the following

Theorem 4.14. When $T \subset \Omega$ and $f \in C^{d+1}(\Omega)$,

$$\|f - P_f\|_{\Omega, \infty} \leq K |\Omega|^{d+1} |f|_{d+1, \Omega, \infty} \quad (4.22)$$

for a positive constant K independent of f , where $|\Omega|$ stands for the diameter of Ω . So the error of the quadrature formula (4.21) with Ω is

$$\left| \int_{\Omega} f(x, y) dx dy - c_1 \right| \leq K |T|^{d+2} |f|_{d+1, \Omega, \infty}. \quad (4.23)$$

Example 4.15. Consider the integration $\int_{\Omega} f(x, y) dx dy$ over an hexagon domain Ω with area is 2.598076211353319. We now present the computation in MATLAB format as follows.

```
%The following command to find the integration based on orthogonal polynomials.
a=rand(28,1);
p1=@(x,y) a(1)+a(2)*x+a(3)*y;
p2=@(x,y) a(4)*x.^2+a(5)*x.*y+a(6)*y.^2;
p3=@(x,y) a(7)*x.^3+a(8)*x.^2.*y+a(9)*x.*y.^2+a(10)*y.^3;
fname=@(x,y) p1(x,y)+p2(x,y)+p3(x,y); %or other function.
%fname=@(x,y) sin(pi*x+pi*pi*y);
```

```

v1=[0 0];v2=[0.25 0];v3=[0,0.25];
d=3;
[x,y]=domain_pts(v1,v2,v3,d); %this code generates the domain points explained in [18].
P=[x y]; %P is a list of domain points.
%The rest of the code is to compute int_P f(x,y)dxdy.
load Hexgond3 %This matlab data file contains the orthogonal polynomials in Taylor format.
P1=@(x,y) 1/2.598076211353319+x-x; %The MATLAB way to define P1 as a function of x.
P2=@(x,y) X(2,2)*x+X(2,3)*y;
P3=@(x,y) X(3,2)*x+X(3,3)*y;
P4=@(x,y) X(4,1)+X(4,4)*x.^2+X(4,5)*x.*y+X(4,6)*y.^2;
P5=@(x,y) X(5,1)+X(5,4)*x.^2+X(5,5)*x.*y+X(5,6)*y.^2;
P6=@(x,y) X(6,1)+X(6,4)*x.^2+X(6,5)*x.*y+X(6,6)*y.^2;
P7=@(x,y) X(7,2)*x+X(7,3)*y+X(7,7)*x.^3+X(7,8)*x.^2.*y+X(7,9)*x.*y.^2+X(7,10)*y.^3;
P8=@(x,y) X(8,2)*x+X(8,3)*y+X(8,7)*x.^3+X(8,8)*x.^2.*y+X(8,9)*x.*y.^2+X(8,10)*y.^3;
P9=@(x,y) X(9,2)*x+X(9,3)*y+X(9,7)*x.^3+X(9,8)*x.^2.*y+X(9,9)*x.*y.^2+X(9,10)*y.^3;
P10=@(x,y) X(10,2)*x+X(10,3)*y+X(10,7)*x.^3+X(10,8)*x.^2.*y+X(10,9)*x.*y.^2+X(10,10)*y.^3;
B=[]; b=[];
for i=1:10
x=P(i,1);y=P(i,2); b=[b;fname(x,y)];
A=[P1(x,y),P2(x,y) P3(x,y) P4(x,y) P5(x,y) P6(x,y)];
A=[A P7(x,y) P8(x,y) P9(x,y) P10(x,y)];
B=[B;A];
end
c=B\b;
disp('The integration is ')
c(1)

```

To build up a numerical quadrature formula, we simply use the first row of the inverse of B above and obtain the following

$$\int_{\Omega} f(x,y)dxdy \approx \sum_{i=1}^{10} w_i f(x_i, y_i), \quad (4.24)$$

where w_1, \dots, w_{10} are given below:

$$4596/29, -18901/97, 4053/26, -4053/104, -18901/97, 0, 0, 4053/26, 0, -4053/104$$

and $(x_i, y_i), i = 1, \dots, 10$ are $(0, 0), (1/12, 0), (1/6, 0), (1/4, 0), (0, 1/12), (1/12, 1/12), (1/6, 1/12),$

$(0, 1/6), (1/12, 1/6), (0, 1/4)$. Note that there are three zeros for the weights and hence, the function values are not all needed. That is we only need 7 function values to have the integration to be exact for all cubic polynomials.

4.3 Quadrature Formulas with Higher Polynomial Precision

As seen from Example 4.15, we can use a less number of function values to make the integration exact for polynomials of degree d . In other words, we can have a quadrature formula with higher polynomial precision. Construction of such quadrature formulas has been studied for many decades. See many quadrature formulae in 2D and cubature formulas in 3D in [14], [24], [7], [15], [21], and etc.. In this subsection, we present a few more examples.

Example 4.16. Let us give the quadrature formula for degree 2 which is

$$\int_T f(x, y) dx dy \approx \frac{1}{6} (f(1/2, 0) + f(1, 1/2) + f(1/2, 1/2)), \quad (4.25)$$

where T is the triangle with vertices $(0, 0), (1, 0), (1, 1)$. The formula will be exact for all quadratic polynomials although the formula needs only three function values.

Example 4.17. In this example, we recall an elementary quadrature formula over $[0, 1]^2$:

$$\int_{-1}^1 \int_{-1}^1 f(x, y) dx dy \approx 4f(0, 0) \quad (4.26)$$

Note that the formula use only one function value, but will be exact for all linear polynomial functions and many even and odd polynomials as discussed before.

Example 4.18. Let us consider to use orthogonal polynomials of degree 2 to find quadrature formulas. There are many of them as we can use different points in $[0, 1]^2$ to find a quadrature formula. The following is just one of them.

$$\int_0^1 \int_0^1 f(x, y) dx dy \approx (f(0, 0) + f(0, 1) + f(1, 0) + f(1, 1))/12 + 2f(1/2, 1/2)/3. \quad (4.27)$$

Although it is constructed based on orthogonal polynomials of degree 2, the above quadrature will be exact for all polynomials of degree 3. This formula can be compared with a standard quadrature formula based on 15 function values for cubic polynomial precision.

Example 4.19. Next we present the quadrature formula based on our iterative orthogonal polynomials of degree 5 which is

$$\begin{aligned} \int_T f(x, y) dx dy \approx & \frac{1}{2016} (11f(0, 0) + 25f(1/5, 0) + 25f(2/5, 0) + 25f(3/5, 0) + 25f(4/5, 0) + \\ & 11f(1, 0) + 25f(1, 1/5) + 25f(1, 2/5) + 25f(1, 3/5) + 25f(1, 4/5) + \\ & 11f(1, 1) + 25f(4/5, 4/5) + 25f(3/5, 3/5) + 25f(2/5, 2/5) + 25f(1/5, 1/5) + \\ & 200f(2/5, 1/5) + 25f(3/5, 1/5) + 200f(4/5, 1/5) + 25f(4/5, 2/5) + \\ & 200f(4/5, 3/5) + 25f(3/5, 2/5)), \end{aligned}$$

where T is the triangle with vertices $(0, 0), (1, 0), (1, 1)$. The formula will be exact for all quintic polynomials. Note that the coefficients are positive and symmetric with respect to T .

5 Remarks

We have a few remarks in order

Remark 5.1. It is possible to extend the ideas in the paper to compute orthogonal polynomials with respect to a weight w , in particular, when w is a polynomial or piecewise polynomials, there is a formula which is exact for the following integration:

$$\int_T w(x, y) B_{ijk}^T(x, y) B_{i'j'k'}^T(x, y) dx dy \quad (5.1)$$

for any B_{ijk}^T and $B_{i'j'k'}^T$ with $i + j + k = d$ and $i' + j' + k' = d$, where the weight function $w(x, y)$ is polynomial, e.g. Jacobi weights with integer parameters $W(x, y) = \prod_{i=1}^n (1 - x_i)^\alpha (1 + x_i)^\beta$ over

$[-1, 1]^n$ for integers α and β . More generally, if a weight function is a piecewise polynomial function over a triangulation Δ of polygonal domain Ω of interest, we can build up M_Δ piece-wisely over each triangle in Δ . Similarly, there is such a formula in the 3D setting. With these formula, we are able to compute orthogonal polynomials with respect to a weight w when w is a polynomial. When w is not a polynomial, we can approximate w by a polynomial which leads to approximate orthogonal polynomials. We leave the discussion to the interested reader.

Remark 5.2. When a given domain Ω is not a polygon, e.g. the domain used by Koornwinder (cf. [12]), we can approximate Ω by using a polygon with piecewise linear boundary and then apply our algorithms to obtain orthonormal polynomials.

Remark 5.3. There are some recurrence relationship between the orthogonal polynomials like Legendre formula in the univariate setting. It is interesting to explore the relationships to obtain some clean formulas due to the fact that the coefficients of orthogonal polynomials are irrational numbers (containing some radical numbers). We leave the detail to the interested reader.

Remark 5.4. We can extend the ideas in this paper to construct orthonormal spline basis for a Sobolev space $H^1(\Omega)$ for any polygonal domain. That is we combine M_Δ and S_Δ together, where S_Δ stands for the stiffness matrix over Δ . We do not know any application of such a basis. We leave the detail to the interested reader.

Remark 5.5. We can extend the ideas in this paper to construct orthonormal wavelets/framelets over any triangulation Δ of the domain Ω of interest. This will extend the study in [13], where box splines are used. We leave the detail to the interested reader.

Remark 5.6. Certainly, we can extend the computational algorithm to the multi-dimensional setting when the dimensionality $n \geq 4$. So far we do not have a MATLAB code to generate n -dimensional M_Δ over an n -simplex. We leave the detail to the interested reader.

Acknowledgment: The author would like to thank both reviewers for their comments and several references to improve the readability of the paper.

Declarations:

Funding: The author is supported by the Simons Foundation for collaboration grant #864439.

Completing Interest: The author declared that he has no conflict of interest.

References

- [1] W. Adams and P. Loustau, An Introduction to Gröbner Bases, American Math Soc. 1994.
- [2] P. Alfeld, Bivariate Spline Spaces and Minimal Determining Sets. J. Comput. Appl. Math. 119(1–2), 2000, 13–27.
- [3] Gerardo Ariznabarreta and Manuel Manas, Multivariate orthogonal polynomials and integrable systems, Advances in Mathematics, Vol. 302, 2016, 628–739.
- [4] G. Awanou, M. -J. Lai, P. Wenston, The multivariate spline method for numerical solution of partial differential equations, in **Wavelets and Splines**, Nashboro Press, Brentwood, 2006, pp. 24–74.

- [5] C. K. Chui, and M. -J. Lai, Multivariate Vertex Splines and Finite Elements, *Journal of Approximation Theory*, vol. 60 (1990), pp. 245–343.
- [6] C. K. Chui and Lai, M. -J., *VanderMonde Determinants and Lagrange Interpolation in \mathbb{R}^s* , *Nonlinear and Convex analysis*, Marcel Dekker, (1987) edited by B.L. Lin and S. Simons pp. 23–35.
- [7] Cools, R. Constructing Cubature Formulae: The Science Behind the Art. *Acta Numerica* 6, 1–54.
- [8] R. Cools and A. Haegemans, Construction of fully symmetric cubature formulae of degree $4k - 3$ for fully symmetric planar regions, *J. Applied and Comput. Math*, 17 (1987), 173–180.
- [9] S. De Marchi, M. Vianello, Yuan Xu, New cubature formulae and hyperinterpolation in three variables, *BIT*, (2009) 49: 55–73.
- [10] Ioana Dumitriu, Alan Edelman, and Gene Shuman, MOPS: Multivariate Orthogonal Polynomials (symbolically), 2018, <https://arxiv.org/pdf/math-ph/0409066>.
- [11] C. Dunkl and Y. Xu, *Orthogonal polynomials of several variables*, Cambridge University Press, 2001.
- [12] C. Dunkl and Y. Xu, *Orthogonal polynomials of several variables*, second edition, Cambridge University Press, 2014.
- [13] W. H. Guo and Lai, M. -J., Box Spline Wavelet Frames for Image Edge Analysis, *SIAM Journal Imaging Sciences*, vol. 6 (2013) pp. 1553–1578.
- [14] P. C. Hammer and A. H. Stroud, Numerical integration over simplexes, *Math. Tables Aids Comput.* 10 (1956), 137–139.
- [15] F. Hussain, M. S. Karima, R. Ahamad, Appropriate Gaussian quadrature formulae for triangles, *International Journal of Applied Mathematics and Computation*, Volume 4(1) (2012) 24–38.
- [16] M. -J. Lai, Multivariate splines and their applications, *Sampling Theory, Signal Processing, and Data Analysis* 23 (2025), pp. 1–21.
- [17] M. -J. Lai and Lee, J., A multivariate spline based collocation method for numerical solution of PDEs, *SIAM J. Numerical Analysis*, vol. 60 (2022) pp. 2405–2434.
- [18] M. -J. Lai and L. L. Schumaker, *Spline Functions over Triangulations*, Cambridge University Press, 2007.
- [19] F. F. Lether, On the construction of Gauss-Legendre quadrature rules, *J. Comput. Applied Math.*, 4(1978), 47–52.
- [20] Olver, S.; Slevinsky, R. M.; Townsend, A. (2020). Fast Algorithms Using Orthogonal Polynomials. *Acta Numerica* 29 (2020), 573–699
- [21] Stefanos-Aldo Papanicolopoulos, New fully symmetric and rotationally symmetric cubature rules on the triangle using minimal orthonormal bases. *Journal of Computational and Applied Mathematics* 294 (2016): 39–48.
- [22] L. L. Schumaker, *Spline Functions: Computational Methods*, SIAM Publication, 2015.

- [23] L. L. Schumaker, Solving Elliptic PDE's on Domains with Curved Boundaries with an Immersed Penalized Boundary Method, *J. Scientific Computing*, online on May 24, 2019.
- [24] A.H. Stroud, *Approximate Calculation of Multiple Integrals*, Prentice Hall, Englewood Cliffs, NJ, 1971.
- [25] Y. Xu, Common zeros of polynomials in several variables and higher-dimensional quadrature. *Pitman Research Notes in Math.*, vol. 312. Longman. 1994.
- [26] Xu, Y., Orthogonal Polynomials and Cubature Formulae on Spheres and on Balls, *SIAM J. Math. Anal.* 29(3), 779–793.
- [27] Y. Xu, *Orthogonal polynomials of several variables, Multivariable special functions*, Cambridge University Press, 2021, pp. 19–78.