

LIMIT THEOREMS FOR NON-LOCAL FUNCTIONALS OF SMOOTH GAUSSIAN FIELDS VIA QUASI-ASSOCIATION

MICHAEL MCAULEY¹

ABSTRACT. Many classical objects of study related to the geometry/topology of smooth Gaussian fields (e.g. the volume, surface area or Euler characteristic of excursion sets) have a ‘locality’ property which is crucial to their analysis. More recently, progress has been made in studying ‘non-local’ quantities of such fields (e.g. the component/nodal count or the Betti numbers of excursion sets). In this work we establish limit theorems for non-local, approximately additive functionals of stationary fields evaluated on growing domains. Specifically we show that, for weakly dependent fields, such functionals satisfy a law of large numbers, have variance which is asymptotic to the volume of the domain and satisfy both quantitative and almost-sure central limit theorems. Our approach uses a covariance formula for topological events to establish a form of quasi-association for the functionals.

1. INTRODUCTION

1.1. Motivation. Smooth Gaussian fields are widely used across science for modelling spatial phenomena. For instance, such fields are used in cosmology to describe the cosmic microwave background radiation [37] or the distribution of galaxies [2], in quantum chaos to understand high-energy quantum wavefunctions [12] and to model the noise process in medical imaging [44]. Within mathematics, smooth Gaussian fields have been used to describe ‘typical’ real algebraic varieties as a way of addressing Hilbert’s 16th problem [23], whilst there has also been significant progress in recent years in understanding the percolation behaviour (i.e., large scale topology) of level sets of Gaussian fields [4].

In many of these applications, one is naturally interested in geometric/topological properties of the field (such as the volume or number of connected components of the level sets of the field). A rich theory has developed to describe the statistics of geometric/topological functionals of Gaussian fields. This includes tools like the Kac-Rice formula for computing moments [13] and the Malliavin-Stein method for establishing quantitative distributional limit theorems [32]. Such tools rely heavily on the functionals being *local*, in the sense that they are determined by summing infinitesimal contributions. More precisely, given a C^2 -smooth Gaussian field f defined on \mathbb{R}^d , one can describe a functional Φ as local if it can be expressed as

$$\Phi(D, f) = \int_D \varphi(f(x), \nabla f(x), \nabla^2 f(x)) \mu(dx), \quad \text{for compact } D \subset \mathbb{R}^d,$$

for some real-valued function φ and some measure μ . For example, the volume of level sets can be expressed in this form by choosing $\varphi(f(x), \nabla f(x), \nabla^2 f(x)) = \mathbb{1}_{f(x)=\ell}$ and μ to be $(d-1)$ -dimensional Hausdorff measure. Many geometric functionals are local, whereas most topological functionals are non-local. (One notable exception is the Euler characteristic of excursion sets, which is local by the Poincaré-Hopf theorem.)

In this work, we will mainly be interested in non-local functionals which are somehow ‘approximately additive’ over disjoint domains, since such functionals could be expected to behave analogously to local functionals. For example, the number of connected components of the level set of a Gaussian field would be additive over domains if the components intersecting the boundary could be neglected. Whilst progress has been made recently in studying such non-local functionals mathematically, there is still a large gap between what is known in the two cases. This is particularly dissatisfying, given that the known results all indicate that approximately additive, non-local functionals do in fact exhibit similar behaviour to their local counterparts (more detail will be given in the next subsection). It would therefore be desirable to have a unified framework which can analyse both classes of functional.

In an effort to address this gap, we introduce a new method for studying non-local functionals of Gaussian fields on Euclidean space, which we use to establish a variety of limit theorems. Our approach

¹SCHOOL OF MATHEMATICS AND STATISTICS, TECHNOLOGICAL UNIVERSITY DUBLIN

E-mail address: m.mcauley@cantab.net.

Date: January 8, 2026.

2010 *Mathematics Subject Classification.* 60G60, 60G15, 60K35.

Key words and phrases. Gaussian fields, percolation, excursion sets, central limit theorem.

uses a covariance formula for topological events, developed in [10], to show a *quasi-association* property of the functionals. This property has been widely used to establish limit theorems for sums of discrete random fields and many of the relevant arguments can be adapted to our setting. Whilst our method does not immediately apply to geometric functionals, it could in principle be generalised to this case. If so, this may lead to a unified framework for local and (approximately additive) non-local functionals, at least for weakly dependent Gaussian fields. We discuss this further in Section 2.4, after presenting our results.

1.2. Related literature. To provide context for our work, we will briefly summarise the literature on non-local functionals of Gaussian fields, focusing on results which are most closely related to our own. We are interested in the following setting: let $f : \mathbb{R}^d \rightarrow \mathbb{R}$ be a stationary, Gaussian field which is C^2 -smooth almost surely. We assume that f is normalised so that $\mathbb{E}[f(x)] = 0$ and $\text{Var}[f(x)] = 1$ at any point x . We let $K(x - y) := \mathbb{E}[f(x)f(y)]$ denote the covariance function of f . Given $\ell \in \mathbb{R}$, we define the *excursion sets* and *level sets* of f (at level ℓ) respectively as

$$\{f \geq \ell\} := \{x \in \mathbb{R}^d \mid f(x) \geq \ell\} \quad \text{and} \quad \{f = \ell\} := \{x \in \mathbb{R}^d \mid f(x) = \ell\}.$$

Topological functionals of f are usually defined in terms of these sets (restricted to some compact domain).

Nazarov and Sodin [29] established one of the seminal results in this area: a law of large numbers for the ‘component count’. Specifically they showed that, under some minimal non-degeneracy and covariance decay assumptions on f , if $\Phi(\Lambda_R, \ell)$ denotes the number of connected components of $\{f = \ell\}$ in the domain $\Lambda_R := [-R/2, R/2]^d$ then there exists some constant $c > 0$ such that

$$(1.1) \quad \frac{\Phi(\Lambda_R, \ell)}{R^d} \rightarrow c$$

almost surely and in L^1 , as $R \rightarrow \infty$. (Although the result was stated only for the level set at $\ell = 0$, the proof holds verbatim for excursion sets and arbitrary levels.) This result was subsequently generalised to the number of components with a given volume [11] or a given diffeomorphism type [39] as well as to the (higher order) Betti numbers of level sets [43]. Further properties of the limiting constant in (1.1) have also been established [22, 5, 6].

Subsequent work has studied the variance of the component count. The first significant result [30] established a polynomial lower bound on the variance (with a small exponent) under minimal assumptions on the field. Whilst the result was proven for ensembles of Gaussian fields on the sphere, most parts of the proof should extend to our Euclidean setting. It was later shown [9] that for fields with integrable covariance function, there exists $\sigma^2(\ell) \geq 0$ such that

$$\frac{\text{Var}[\Phi(\Lambda_R, \ell)]}{R^d} \rightarrow \sigma^2(\ell)$$

as $R \rightarrow \infty$. For fields with slower covariance decay (i.e., long-range dependence), precise asymptotics have not been established, but lower and upper bounds are known. Specifically if $K(x) \sim |x|^{-\alpha}$ for some $\alpha \in (0, d)$ as $|x| \rightarrow \infty$ and some additional regularity assumptions hold, then [7, 9] there exist $c_2 > c_1 > 0$ such that

$$c_1 R^{2d-\alpha} \leq \text{Var}[\Phi(\Lambda_R, \ell)] \leq c_2 R^{2d-\alpha}$$

for all $R \geq 1$. The upper bound here is valid for all ℓ , while the lower bound requires some condition which should hold for generic ℓ .

A central limit theorem for the component count has been established [8] under slightly stronger assumptions: if f is C^∞ -smooth almost surely, $\sup_{\alpha \leq 2} |\partial^\alpha K(x)| \leq C(1 + |x|)^{-3d-\epsilon}$ for all $x \in \mathbb{R}^d$ and some $C, \epsilon > 0$ and some additional regularity conditions hold, then

$$\frac{\Phi(\Lambda_R, \ell) - \mathbb{E}[\Phi(\Lambda_R, \ell)]}{R^{d/2}} \xrightarrow{d} \sigma(\ell)Z$$

where $Z \sim \mathcal{N}(0, 1)$ and $\sigma(\ell) > 0$. This result was proven using a martingale argument which has since been generalised to prove distributional limits for non-local functionals with a mixed geometric and topological character [25] as well as to Betti numbers of excursion sets [21].

More recently, the analogue of the component count for a discrete Gaussian field $f : \mathbb{Z}^d \rightarrow \mathbb{R}$ with long-range dependence has been studied [26] using the Wiener chaos expansion. This work proved variance asymptotics and distributional limit theorems, both of which depend on the underlying level of the excursion/level set.

2. MAIN RESULTS

We now describe our main results, beginning with those for topological functionals.

2.1. Topological functionals.

Field assumptions. Given a stationary Gaussian field f with covariance function K , we define the *spectral measure* ν to be the symmetric measure (i.e., $\nu(A) = \nu(-A)$) satisfying

$$\text{Cov}[f(x)f(y)] = K(x - y) = \int_{\mathbb{R}^d} e^{it \cdot (x-y)} d\nu(t)$$

for all $x, y \in \mathbb{R}^d$. We will require the following conditions on our field for all of our results:

Assumption 2.1. *Let $f : \mathbb{R}^d \rightarrow \mathbb{R}$ be a stationary Gaussian field with covariance kernel K such that*

- (1) $\mathbb{E}[f(0)] = 0$ and $\text{Var}[f(0)] = 1$,
- (2) f is C^4 -smooth almost surely,
- (3) $\sup_{|\alpha| \leq 2} |\partial^\alpha K(x)| \rightarrow 0$ as $|x| \rightarrow \infty$,
- (4) *The support of the spectral measure of f contains an open set.*

Our results will require different decay conditions on the covariance function. Letting $\tilde{K}(x) := \sup_{|y-x| \leq 1} |K(y)|$, we define the following assumptions:

Assumption 2.2 (Weak correlation decay). *For some $C, \epsilon > 0$ and all $R \geq 1$,*

$$\int_{\Lambda_R^2} \tilde{K}(x - y) dx dy \leq CR^{2d-\epsilon}.$$

Assumption 2.3 (Integrable correlations). *The function \tilde{K} is integrable.*

Note that a sufficient condition for these assumptions would be that $|K(x)| \leq C(1 + |x|)^{-\beta}$ for all $x \in \mathbb{R}^d$, some $C > 0$ and some $\beta > 0$ or $\beta > d$ respectively. We also remark that Assumption 2.3 implies that the spectral measure is absolutely continuous with respect to Lebesgue measure, and so verifies the fourth part of Assumption 2.1.

Topological functionals. Let us now specify the class of topological functionals to which our results will apply. We say that a function $g : \mathbb{R}^d \rightarrow \mathbb{R}$ is *Morse* if it is C^2 smooth and all of its critical points are non-degenerate (i.e., the Hessian matrix has full rank at each critical point). Given $\ell \in \mathbb{R}$, we define $\text{Morse}(\mathbb{R}^d, \ell)$ to be the set of Morse functions for which ℓ is not a critical value. We consider (real-valued) topological functionals Φ defined on triples (g, D, ℓ) where $\ell \in \mathbb{R}$, $g \in \text{Morse}(\mathbb{R}^d, \ell)$ and $D \subset \mathbb{R}^d$ is compact (e.g., a box). We say that such a functional is a *bounded excursion-set functional* if it can be expressed as

$$(2.1) \quad \Phi(D, g) := \Phi(D, g, \ell) = \sum_{E \in \text{Comp}(\{g \geq \ell\}, D)} \varphi(E)$$

where $\text{Comp}(\{g \geq \ell\}, D)$ denotes the set of connected components of $\{g \geq \ell\}$ which intersect D but not ∂D and φ is a bounded function depending only on the topology of E (i.e., it is invariant under isotopies of E). We give a more rigorous definition in Section 3. We say that Φ is a *bounded level-set functional* if it can be represented as above with $\{g = \ell\}$ replacing $\{g \geq \ell\}$ and we use the phrase bounded excursion/level-set functional to denote a functional of either type. We observe that the component count and the various ‘diffeomorphism counts’ (i.e., the number of excursion/level set components of a particular diffeomorphism type inside a domain) are examples of bounded excursion/level-set functionals. However the higher order Betti numbers of the excursion/level-set do not fall into this class, because the contribution from an individual component may be unbounded.

We will consider one other example of a topological functional in our results: the Euler characteristic of the excursion set. In this case we will take $\Phi(D, g, \ell)$ to denote the Euler characteristic of $\{g \geq \ell\} \cap D$ (i.e., we consider the whole excursion set in D and not just the components in the interior), to match the convention in previous literature. For a precise definition of the Euler characteristic in this setting, as well as a proof that it is well defined for Gaussian field excursion sets, we refer the reader to [1, Chapters 6 and 11]. We also remind the reader that the Euler characteristic is in fact a local functional, by the Poincaré-Hopf theorem, and so powerful methods exist to study its statistics. Nonetheless our approach will allow us to derive novel results for this functional.

Our first main result is a law of large numbers for bounded excursion/level-set functionals:

Theorem 2.4. *Let f be a Gaussian field satisfying Assumptions 2.1 and 2.2, $\ell \in \mathbb{R}$ and Φ be a bounded excursion/level-set functional. Then there exists $c = c(\ell) \in \mathbb{R}$ such that, as $R \rightarrow \infty$*

$$\frac{\Phi(\Lambda_R, f)}{R^d} \longrightarrow c$$

almost surely and in L^2 .

In comparison with the result of Nazarov and Sodin [29], this theorem imposes slightly stronger assumptions on the field. Its main source of interest therefore stems from the fact that it is proven using a very different method.

For fields with stronger covariance decay, we are able to characterise the asymptotic behaviour of the variance of topological functionals and establish distributional/almost sure central limit theorems:

Theorem 2.5. *Let f be a Gaussian field satisfying Assumptions 2.1 and 2.3, $\ell \in \mathbb{R}$ and Φ be either a bounded excursion/level-set functional or the Euler characteristic.*

(1) (Variance asymptotics) As $R \rightarrow \infty$

$$\frac{\text{Var}[\Phi(\Lambda_R, f)]}{R^d} \longrightarrow \sigma^2(\ell)$$

where

$$(2.2) \quad \sigma^2(\ell) := \int_{\mathbb{R}^d} K(x) \int_0^1 \mu_{x,0}^t(d_x \Phi_\infty d_0^t \Phi_\infty) dt dx$$

using the notation introduced in Section 3.

(2) (Distributional CLT) As $R \rightarrow \infty$

$$\tilde{\Phi}_R := \frac{\Phi(\Lambda_R, f) - \mathbb{E}[\Phi(\Lambda_R, f)]}{R^{d/2}} \xrightarrow{d} \sigma Z$$

where $Z \sim \mathcal{N}(0, 1)$.

(3) (Almost sure CLT) For any Lipschitz function $F : \mathbb{R} \rightarrow \mathbb{R}$, as $R \rightarrow \infty$

$$\frac{1}{\log(R)} \int_1^R r^{-1} F(\tilde{\Phi}_r) dr \xrightarrow{a.s.} \mathbb{E}[F(\sigma Z)]$$

where $Z \sim \mathcal{N}(0, 1)$.

Theorem 2.5 imposes significantly weaker assumptions on the field than the central limit theorems for non-local functionals in [8, 25, 21]. It also appears to be the first example of an almost-sure central limit theorem for a non-local functional of a Gaussian field. An analogous limit theorem for local functionals has been proven in [24].

We are able to establish quantitative distributional convergence by imposing stronger assumptions. We first require explicit control over the rate of decay of the covariance function:

Assumption 2.6 (Strong correlation decay). *There exists $C > 0$ and $\beta > d$ such that for all $x \in \mathbb{R}^d$,*

- (1) $|K(x)| \leq C(1 + |x|)^{-\beta}$,
- (2) $\|\nabla K(x)\| \leq C(1 + |x|)^{-\beta}$.

Our next assumption bounds the probability of observing large, bounded connected components of the excursion/level set, which controls the approximate additivity of our functionals. Given three sets $A, B, C \subset \mathbb{R}^d$, we write $A \xleftrightarrow{B} C$ to denote the event that there exists a continuous path in B which starts in A and ends in C .

Assumption 2.7 (Sprinkled arm decay). *The field f and level $\ell \in \mathbb{R}$ satisfy one of the following:*

(1) For some $\epsilon > 0$ and all $\gamma > 0$, as $R \rightarrow \infty$

$$\mathbb{P}\left(\Lambda_1 \xleftrightarrow{\{f \geq \ell - \epsilon\}} \partial \Lambda_R\right) = O(R^{-\gamma}).$$

(2) For some $\epsilon > 0$ and all $\gamma > 0$, as $R \rightarrow \infty$

$$\mathbb{P}\left(\Lambda_1 \xleftrightarrow{\{f \leq \ell + \epsilon\}} \partial \Lambda_R\right) = O(R^{-\gamma}).$$

This assumption is closely related to the *percolation phase transition* for the field f . For a variety of smooth, stationary Gaussian fields f , it has been shown [3, 28, 38, 40, 27] that there exists a *critical level* ℓ_c such that:

- (1) for all $\ell > \ell_c$, $\{f \geq \ell\}$ almost surely contains only bounded connected components,
- (2) for all $\ell < \ell_c$, $\{f \geq \ell\}$ almost surely contains an unbounded connected component.

In many cases, it is known that for each subcritical level (i.e., $\ell > \ell_c$), the probability of the ‘one-arm event’ $\{\Lambda_1 \xrightarrow{\{f \geq \ell\}} \partial\Lambda_R\}$ decays exponentially in R . Using symmetry of the normal distribution, this directly verifies Assumption 2.7 for $|\ell| > \ell_c$. In particular, in the planar case it is generally known that $\ell_c = 0$, so that Assumption 2.7 holds for all $\ell \neq \ell_c = 0$ (whenever the above subcritical decay is proven). In Remark 5.6, we describe a weaker (albeit more technical) assumption which could replace Assumption 2.7 in our arguments and conjecturally holds at all levels $\ell \neq \ell_c$.

Our quantitative central limit theorem is defined in terms of Kolmogorov distance, which we now recall: given two random variables X and Y , let

$$d_{\text{Kol}}(X, Y) := \sup_{x \in \mathbb{R}} |\mathbb{P}(X \leq x) - \mathbb{P}(Y \leq x)|.$$

Theorem 2.8 (Quantitative CLT). *Let f satisfy Assumptions 2.1 and 2.6 with $\beta > d$ and let $\ell \in \mathbb{R}$. If Φ is the Euler characteristic, then there exists $\eta > 0$ (depending only on β and d) and $C > 0$ such that for all $R \geq 1$*

$$(2.3) \quad d_{\text{Kol}}(\tilde{\Phi}_R, \sigma Z) \leq CR^{-\eta}$$

where σ is specified in Theorem 2.5 and $Z \sim \mathcal{N}(0, 1)$.

If additionally, Assumption 2.7 holds at level ℓ and Φ is a bounded excursion/level-set functional, then (2.3) holds once more.

If, in either of the above cases, Assumption 2.6 holds with $\beta \geq 7d + 2$, then we may choose $\eta = \frac{d}{2(8d+1)}$.

Given any particular values of β and d , it is straightforward to derive an explicit value for η from our proof. We do not give a general expression for this value since it involves considering a large number of different cases.

The exponent η could be compared with the exponent $d/2$ that holds in the independent, identically distributed and additive case (i.e., for the classical Berry-Esséen theorem when summing over d -dimensions). It is not clear whether one would expect the rate $R^{-d/2}$ to hold generally (i.e. for all $\beta > d$) in our setting.

2.2. Volume of the unbounded component. We will consider one further example of a non-local functional, which is not purely topological. Assuming that the field f undergoes a percolation phase transition (as described above), for every $\ell < \ell_c$ there exists an unbounded component of $\{f \geq \ell\}$ almost surely and we denote the union of all such bounded/unbounded components by $\{f \geq \ell\}_{<\infty}$ and $\{f \geq \ell\}_{\infty}$ respectively. (Under some regularity conditions on f , the unbounded component of the excursion set is known to be unique [41], but this fact will not be needed for our arguments.) Our functional of interest is the volume of the unbounded component (restricted to a compact domain) denoted by

$$\text{Vol}_{\infty}(D, \ell) := |D \cap \{f \geq \ell\}_{\infty}| = \int_D \mathbf{1}_{x \in \{f \geq \ell\}_{\infty}} dx$$

for compact $D \subset \mathbb{R}^d$, where $|\cdot|$ denotes d -dimensional Lebesgue measure. Observe that this functional is non-local since $\mathbf{1}_{x \in \{f \geq \ell\}_{\infty}}$ is not a pointwise function of f and its derivatives. This functional, together with two other geometric functionals of the unbounded component, were analysed in [25], wherein a law of large numbers and central limit theorem were proven under fairly strong assumptions on the field (including Assumption 2.6 for $\beta > 3d$). Here, we will need only the following, weaker conditions:

Assumption 2.9 (Positive correlations). *The covariance function K is non-negative.*

Assumption 2.10 (Truncated arm decay). *For any $\gamma > 0$, as $R \rightarrow \infty$*

$$\mathbb{P}\left(0 \xrightarrow{\{f \geq \ell\}_{<\infty}} \partial\Lambda_R\right) = O(R^{-\gamma}).$$

Assumption 2.10 can easily be deduced using subcritical arm decay and symmetry of the normal distribution when $\ell < -\ell_c$ (see [25, Proposition 3.4]). So in particular, when $d = 2$, this holds for all $\ell < \ell_c = 0$ (under the conditions necessary for subcritical arm decay, see [38]). Conjecturally, Assumption 2.10 should hold for all $\ell < \ell_c$.

Under these assumptions, we can refine the law of large numbers to establish a law of the iterated logarithm (on integer scales) as well as characterising the asymptotic variance and distribution:

Theorem 2.11. *Let f and $\ell < \ell_c$ satisfy Assumption 2.1, the first part of Assumption 2.6, Assumption 2.9 and Assumption 2.10. Given $x \in \mathbb{R}^d$, let E_x denote the event that $x \in \{f \geq \ell\}_\infty$ and define*

$$(2.4) \quad \theta(\ell) := \mathbb{P}(E_0) \quad \text{and} \quad \sigma^2 := \int_{\mathbb{R}^d} \text{Cov}[E_x, E_0] dx,$$

then $\sigma^2 > 0$ and the following holds:

(1) (Law of the iterated logarithm) With probability one

$$\limsup_{n \rightarrow \infty} \frac{\text{Vol}_\infty(\Lambda_n, \ell) - \theta(\ell)n^d}{\sqrt{2n^d \log \log(n^d)}} = \sigma\sqrt{d} \quad \text{and} \quad \liminf_{n \rightarrow \infty} \frac{\text{Vol}_\infty(\Lambda_n, \ell) - \theta(\ell)n^d}{\sqrt{2n^d \log \log(n^d)}} = -\sigma\sqrt{d}.$$

(2) (Variance asymptotics and CLT) As $R \rightarrow \infty$

$$\frac{\text{Var}[\text{Vol}_\infty(\Lambda_R, \ell)]}{R^d} \rightarrow \sigma^2 \quad \text{and} \quad \frac{\text{Vol}_\infty(\Lambda_R, \ell) - \theta(\ell)R^d}{R^{d/2}} \xrightarrow{d} \sigma Z$$

where $Z \sim \mathcal{N}(0, 1)$.

(3) (Quantitative CLT) For all $\epsilon > 0$ there exists $C_\epsilon > 0$ such that for all $n \in \mathbb{N}$

$$d_{\text{Kol}}\left(\frac{\text{Vol}_\infty(\Lambda_n, \ell) - \theta(\ell)n^d}{\sqrt{\text{Var}[\text{Vol}_\infty(\Lambda_n, \ell)]}}, Z\right) \leq C_\epsilon n^{-\frac{d}{2} + \frac{3d^2}{2\beta+2d} + \epsilon}.$$

Note that for fields with super-polynomial decay of correlations (i.e., those satisfying Assumption 2.6 for all $\beta > d$) the rate of convergence in the CLT approaches the optimal rate of $n^{-d/2}$. In particular this holds for the field with covariance function $K(x) = \exp(-\|x\|^2/2)$ which is known as the Bargmann-Fock field and is of interest as a local scaling limit of random homogeneous polynomials (see [3] for further motivation).

The fact that the quantitative CLT holds only on integer scales follows because we make use of a textbook result for discrete random fields. The bound could likely be extended to arbitrary scales R , however this would require rewriting the proof of the cited result. We omit this in the interest of conciseness.

2.3. Method of proof. We now sketch our method of proof:

Quasi-association: Our approach builds on ideas which originated in the study of associated random fields (also known as FKG systems). We recall that a set of random variables \mathcal{X} is said to be associated if, for any $n \in \mathbb{N}$, $X_1, \dots, X_n \in \mathcal{X}$ and any bounded, measurable, coordinate-wise non-decreasing functions $f, g : \mathbb{R}^n \rightarrow \mathbb{R}$

$$\text{Cov}[f(X_1, \dots, X_n), g(X_1, \dots, X_n)] \geq 0.$$

This property is also known as the FKG inequality, and is satisfied by a variety of statistical physics models. Newman [31] proved that for a stationary, associated (discrete) random field $(X_k)_{k \in \mathbb{Z}^d}$, the block sums $\sum_{k \in \mathbb{Z}^d \cap \Lambda_n} X_k$ satisfy a central limit theorem, as $n \rightarrow \infty$, provided that the following *finite susceptibility* condition holds:

$$\sum_{k \in \mathbb{Z}^d} \text{Cov}[X_k, X_0] < \infty.$$

Newman's proof made use of the following inequality: for associated random variables $\{X_1, \dots, X_n\}$ and Lipschitz functions $F, G : \mathbb{R}^n \rightarrow \mathbb{R}$

$$(2.5) \quad |\text{Cov}[F(X_1, \dots, X_n), G(X_1, \dots, X_n)]| \leq C \sum_{i,j=1}^n \|F\|_{\text{Lip},i} \|G\|_{\text{Lip},j} \text{Cov}[X_i, X_j]$$

where $C > 0$ is an absolute constant and $\|F\|_{\text{Lip},i}$ denotes the Lipschitz constant of F with respect to its i -th argument. Subsequent work showed that (2.5) was sufficient to establish a variety of limit theorems (see [15] for a textbook presentation), as well as being satisfied by systems exhibiting other forms of weak dependence, and so it became known as *quasi-association*.

Topological covariance formula: Returning to the context of smooth Gaussian fields; [10] established a covariance formula for topological events under minimal smoothness and regularity conditions on the field. Their result can be roughly described as follows: given a C^2 field $f : \mathbb{R}^d \rightarrow \mathbb{R}$ and $t \in [0, 1]$ we let

$$f^t = tf + \sqrt{1-t^2}\tilde{f}$$

where \tilde{f} is an independent copy of f . For $\ell \in \mathbb{R}$ fixed and $x, y \in \mathbb{R}^d$, the measure $\mu_{x,y}^t$ is defined as

$$\mu_{x,y}^t(H) = \mathbb{E}\left[|\det \nabla^2 f(x)| |\det \nabla^2 f^t(y)| H(f, f^t) \mid A_{x,y}^t\right] \phi_{x,y}^t$$

where \det denotes the determinant, H is an appropriate real-valued Borel function,

$$(2.6) \quad A_{x,y}^t := \{f(x) = f^t(y) = \ell, \nabla f(x) = \nabla f^t(y) = 0\}$$

and $\phi_{x,y}^t$ denotes the (Gaussian) density of $(f(x), f^t(y), \nabla f(x), \nabla f^t(y))$ evaluated at $(\ell, \ell, 0, 0)$. The covariance formula of [10] then says that for events A_1 and A_2 , depending only on the topology of $\{f \geq \ell\}$ restricted to the compact sets $D_1, D_2 \subset \mathbb{R}^d$ respectively,

$$(2.7) \quad \text{Cov}[A_1, A_2] = \int_{\mathcal{F}_1 \times \mathcal{F}_2} K(x-y) \int_0^1 \mu_{x,y}^t(d_x \mathbb{1}_{A_1} d_y^t \mathbb{1}_{A_2}) dt dx dy$$

where \mathcal{F}_i denotes an appropriate ‘stratification’ of D_i , which accounts for boundary effects, $d_x \mathbb{1}_A$ denotes the change in $\mathbb{1}_A$ when a small positive perturbation is added to f at the critical point x and $d_y^t \mathbb{1}_A$ denotes the analogous change for the interpolated field f^t . (We define these notions rigorously in Section 3.)

Topological variance asymptotics: The first step in our work is to extend the covariance formula (2.7) to apply to Lipschitz functions of topological functionals. Specifically, for Lipschitz $F, G : \mathbb{R} \rightarrow \mathbb{R}$, certain topological functionals Φ and suitable compact sets D_1, D_2 , we show that

$$(2.8) \quad \text{Cov}[F(\Phi(D_1)), G(\Phi(D_2))] = \int_{\mathcal{F}_1 \times \mathcal{F}_2} K(x-y) \int_0^1 \mu_{x,y}^t(d_x F(\Phi(D_1)) d_y^t G(\Phi(D_2))) dt dx dy.$$

The proof is based on approximating F and G by simple functions and applying a dominated convergence argument. A very similar argument was used in [9] to deduce a covariance formula for the component count.

When applied to topological functionals directly (i.e., when F and G are the identity function), this formula can be used to analyse the asymptotic variance. The topological functionals we consider all have a *stabilisation* property: fixing a point x and a realisation of the field f conditioned to have a critical point at x , the change in the functional under perturbation $d_x \Phi(\Lambda_R)$ is constant for all sufficiently large R . Combining this with stationarity of the field and integrability of the covariance function, it is straightforward to prove convergence of $R^{-d} \text{Var}[\Phi(\Lambda_R)]$ as $R \rightarrow \infty$ (i.e., the first point of Theorem 2.5).

We also push this argument further to control the rate of convergence of the normalised variance, which depends on the rate of convergence of $\mu_{x,y}^t(d_x \Phi(\Lambda_R))$ as $R \rightarrow \infty$. For a bounded excursion/level-set functional, one can show that $d_x \Phi(\Lambda_R)$ is equal to its limiting value (as $R \rightarrow \infty$), unless a (truncated) arm event occurs. We can control the probability of such an event for the conditioned field $(f|A_{x,y}^t)$ by viewing it as a perturbation of the unconditioned field f and using Assumption 2.7.

Topological quasi-association: As a corollary of the covariance formula (2.8), we establish a type of quasi-association (up to boundary effects) in the continuum. Specifically, using the same notation as above, we have

$$(2.9) \quad |\text{Cov}[F(\Phi(D_1)), G(\Phi(D_2))]| \leq C \|F\|_{\text{Lip}} \|G\|_{\text{Lip}} \int_{D_1 \times D_2} \tilde{K}(x-y) dx dy$$

where $C > 0$ depends only on Φ and the distribution of f and we recall that $\tilde{K}(x) := \sup_{|y-x| \leq 1} |K(y)|$. The use of \tilde{K} , rather than K , accounts for boundary effects.

With this estimate in hand, one can attempt to emulate the proofs of various limit theorems for (sums of) discrete quasi-associated fields in the setting of our topological functionals. One issue that remains however, is that our functionals are not additive, but only approximately so. Specifically, for suitable domains D_1 and D_2 which intersect only at the boundary, and a bounded excursion/level set functional Φ ,

$$\Phi(D_1 \cup D_2) = \Phi(D_1) + \Phi(D_2) + \Phi(D_1 \cup D_2, \partial D_1 \cap \partial D_2)$$

where the final term denotes the contribution from excursion/level set components which are contained in $D_1 \cup D_2$ and intersect $\partial D_1 \cap \partial D_2$. When D_1 and D_2 are large, this boundary contribution should typically be of lower order. We formalise this in various ways as part of our proofs. To illustrate, we consider the proof of the (distributional) central limit theorem.

Central limit theorem: Our proof proceeds via the characteristic function (loosely following that of Newman for discrete associated fields [31]). We first divide the macroscopic box Λ_R into mesoscopic boxes of size r which are separated by distance $\approx a$ where $1 \ll a \ll r \ll R$ (see Figure 1). We let χ_R denote the set of points at the centre of the r -boxes.

We then decompose

$$(2.10) \quad \Phi(\Lambda_R) = \sum_{x \in \chi_R} \Phi(x + \Lambda_r) + A_R + B_R + C_R$$

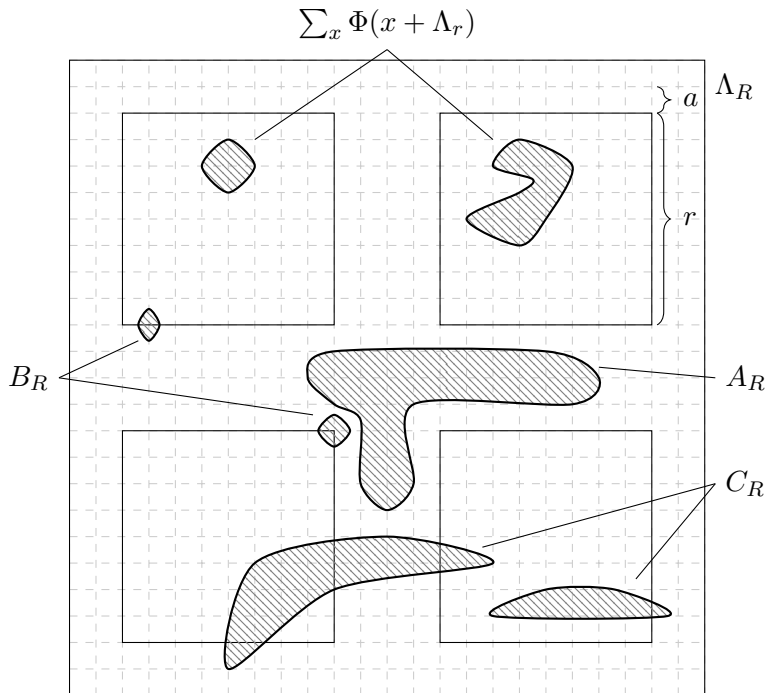


FIGURE 1. The box Λ_R subdivided into separated mesoscopic r -boxes and stratified by hyperplanes at distance a . The shaded regions represent components of the excursion set $\{f \geq \ell\}$, labelled by the term of (2.10) to which they contribute.

where A_R denotes the contribution from components not intersecting any r -boxes and B_R and C_R respectively denote the contributions from ‘small’ and ‘large’ components intersecting the boundary of some r -box. The terms ‘small’ and ‘large’ are defined topologically in terms of intersecting two strata at distance a . We then use quasi-association (i.e., (2.9) with F and G as the identity) to show that each of the last three terms has variance $o(R^d)$ as $R \rightarrow \infty$. For A_R and B_R , this holds because the contributing components are in domains of volume $o(R^d)$ (and \tilde{K} is assumed integrable). For C_R , it follows from the fact that contributing components must be bounded but have diameter at least a and this probability decays to zero (possibly very slowly) as $a \rightarrow \infty$.

Neglecting these terms of lower order variance, this expresses Φ_R as a sum of identically distributed terms. We use quasi-association once more to control the correlation between these terms. We then use a standard Taylor expansion argument to verify convergence of the characteristic function of $\tilde{\Phi}_R$. This requires two inputs: 1) convergence of $r^{-d}\text{Var}[\Phi(\Lambda_r)]$ to a constant as $r \rightarrow \infty$ (i.e., the first part of Theorem 2.5), and 2) a bound on the third moment of $\Phi(\Lambda_r)$ which follows from a bound on the third moment of the number of critical points of f .

Remaining topological limit theorems: The quantitative CLT follows from the Berry-Esséen inequality, and controlling the rate of convergence of the characteristic function described above. In particular this requires control over the rate of convergence of the normalised variance of $\Phi(\Lambda_R)$, which makes use of the arm decay in Assumption 2.7.

The law of large numbers for topological functionals is proven by a version of Etemadi’s argument for i.i.d. sequences. This requires a decomposition into non-negative functionals with bounded contributions, which we are unable to do for the Euler characteristic. The almost sure central limit theorem is proven by emulating arguments for discrete quasi-associated fields.

Volume functional: The volume of the unbounded component is not a topological functional, so the previous arguments can not be used directly. Instead we observe that the discrete random field $(V_w)_{w \in \mathbb{Z}^d}$, defined by $V_w = \text{Vol}_\infty(w/2 + [0, 1/2]^d)$, is associated. This follows from the fact that $\text{Vol}_\infty[\cdot]$ is a pointwise non-decreasing function of f and a theorem of Pitt for positively correlated Gaussian variables [36]. We can then apply standard limit theorems for discrete associated fields to $\sum_{w \in \mathbb{Z}^d \cap [-n, n]^d} V_w = \text{Vol}_\infty(\Lambda_n)$ provided that $(V_w)_{w \in \mathbb{Z}^d}$ satisfies the finite susceptibility condition. To control the correlation of the field, we use the covariance formula (2.7) along with Assumption 2.10 (truncated arm decay). Specifically, defining

$$E_x(R) = \left\{ x \stackrel{\{f \geq \ell\}}{\longleftrightarrow} x + \partial\Lambda_R \right\} \quad \text{and} \quad E_x = \bigcap_{R \geq 1} E_x(R) = \{x \in \{f \geq \ell\}_\infty\},$$

by linearity and an elementary covariance inequality

$$\begin{aligned} \text{Cov}[V_w, V_0] &= \int_{(v/2 + [0, 1/2]^d) \times [0, 1/2]^d} \text{Cov}[E_x, E_y] \, dx dy \\ &\leq \int_{(v/2 + [0, 1/2]^d) \times [0, 1]^d} \text{Cov}[E_x(R), E_y(R)] + 2\mathbb{P}(E_0(R) \setminus E_0) \, dx dy. \end{aligned}$$

Choosing $R \ll |x - y|$, by the covariance formula (2.7) the first integrand is $\lesssim |x - y|^{-\beta+\epsilon}$, where β is the decay exponent of K . By Assumption 2.10, the second integrand decays super-polynomially in $|x - y|$. Together, these estimates verify finite susceptibility when $\beta > d$.

2.4. Discussion. We briefly outline some possible generalisations of our results and directions for future study.

Verifying arm decay assumptions: For several of our results, we use arm decay estimates as inputs. While these have been proven in many cases, they are expected to hold more generally.

The truncated arm decay assumption (Assumption 2.10), which is needed for our results on the volume of the unbounded excursion component, is expected to hold at all super-critical levels (for fields with integrable covariance functions and perhaps satisfying some minimal regularity conditions) but this has not been verified for $d \geq 3$. This remains a question of substantial interest from a percolation perspective.

Our quantitative CLT for topological variables is stated under a sprinkled arm decay assumption (Assumption 2.7), however it would in fact be sufficient to have a super-polynomial truncated arm decay estimate for the conditioned field $(f|A_{x,y}^t)$ (recall (2.6)). Viewing this as a perturbation of the unconditioned field f , with a perturbation decaying to zero away from x and y , we might expect such an arm decay estimate to hold at all non-critical levels. At criticality, one might conjecture arm events to decay at some fixed polynomial rate. It may even be possible to prove this in the planar case by generalising RSW arguments to non-stationary fields and thereby deduce a polynomial rate of convergence for the CLT, although it seems significant new ideas would be required to quantify the rate.

Optimal rate of convergence: We recall that the optimal rate of convergence in the CLT for i.i.d. sums (in d -dimensions) is $n^{-d/2}$, courtesy of the Berry-Essén theorem. The same rate has been verified for local functionals of smooth Gaussian fields with integrable covariance function [33] (at least in the one-dimensional case) using the Malliavin-Stein method. While our result for the volume functional approaches this optimal rate for sufficiently fast decay of correlations, the best rate we obtain for topological functionals is $n^{-\frac{d}{2} \frac{1}{8d+1}}$. However it is unclear whether one should expect convergence at the optimal rate in this case, since the functionals are not additive, and so boundary effects may come into play. Moreover, at the critical level it is conjectured that large bounded clusters occur more frequently, which may conceivably exacerbate boundary effects, leading to a slower rate of convergence than for other levels. If so, this would be a novel phenomenon when compared to the case of local functionals.

Question 2.12. *Can the rate of convergence in the CLT for topological functionals be improved to $n^{-d/2}$? For all fields with integrable covariance function, or under stronger decay assumptions? Is the rate of convergence slower at the critical level?*

Further extensions: The use of quasi-association for studying non-local functionals of Gaussian fields offers many possibilities for further generalisation. For instance, the covariance formula in [10] was actually proven on general manifolds, which may offer a route to establishing limit theorems for ensembles of Gaussian fields on manifolds with suitable stationary local limits (see [29] for a law of large numbers in this setting). A quasi-association approach could also be applied to functionals of non-stationary fields: much of the theory in the discrete setting holds under assumptions of uniform non-degeneracy and correlation decay (e.g., [17]). Moreover, quasi-association methods provide a roadmap to proving further limit theorems such as strong/weak invariance principles or the law of the iterated logarithm (for topological functionals).

Unified approach to approximately additive functionals: Whilst our primary motivation in this work is the study of non-local functionals, it would be valuable to develop methods that can be used to give a unified treatment of both local and (approximately additive) non-local functionals. One might ask whether it is possible to do so using a quasi-association approach. The proof of the covariance formula in [10] relies on a fundamental interpolation formula for Gaussian vectors, along with sophisticated arguments to relate this to changes in the topology of excursion sets. If this analysis could be generalised suitably, it may be possible to establish quasi-association for a much wider class of functionals, leading to such a desired unified treatment. This could also allow the study of non-local functionals which are not purely topological: for instance, the measure of unbounded components of the level set $\{f = \ell\}$. Such components

are known to exist at certain levels [18, 27] and the resulting functional is non-local, but does not have the monotonicity property that allows us to study the volume of the unbounded excursion component.

3. COVARIANCE FORMULA AND QUASI-ASSOCIATION

In this section we describe the covariance formula from [10] which forms the foundation of our work, extend it to Lipschitz functions of topological functionals and thereby establish quasi-association of said functionals. Along the way, we formalise the topological concepts and preliminary results required for our later work.

3.1. Covariance formula for events.

Stratified sets: Throughout our analysis, we fix an orthonormal basis e_1, \dots, e_d of \mathbb{R}^d which we assume to be parallel to our coordinate axes. We define a *regular affine subspace* to be a set formed by translating the span of some subset of these basis vectors, in other words a set of the form

$$\{x + a_1 e_{i_1} + \dots + a_n e_{i_n} \mid a_1, \dots, a_n \in \mathbb{R}\}$$

for $x \in \mathbb{R}^d$, $n \in \{0, 1, \dots, d\}$ and $i_1, \dots, i_n \in \{1, \dots, d\}$. We define a *regular affine stratified set* to be a compact set $D \subset \mathbb{R}^d$ together with a finite partition $D = \sqcup_{F \in \mathcal{F}} F$ of open, connected subsets F of regular affine subspaces of \mathbb{R}^d such that, for any $F_1, F_2 \in \mathcal{F}$ if $F_1 \cap \overline{F_2} \neq \emptyset$ then $F_1 \subseteq \overline{F_2}$. We refer to the elements of \mathcal{F} as *strata*. A natural example of a regular affine stratified set is the cube $\Lambda_R := [-R/2, R/2]^d$ for $R > 0$ together with its (open) faces of dimension $0, 1, \dots, d$. We will call this the *minimal* stratification of Λ_R and often use it without explicit mention.

We equip each stratum $F \in \mathcal{F}$ with v_F , the Lebesgue measure of the minimal affine subspace containing F . If F is a zero-dimensional stratum, then v_F denotes the Dirac measure at the point in F . We use the following notation for integrating over all strata of an affine stratified set:

$$\int_{\mathcal{F}} h(x) dx := \sum_{F \in \mathcal{F}} \int_F h(x) dv_F(x)$$

where $h : D \rightarrow \mathbb{R}$ is integrable on each stratum.

For a given regular affine stratified set (D, \mathcal{F}) , a *stratified isotopy* is a continuous map $H : D \times [0, 1] \rightarrow D$ such that for each $t \in [0, 1]$, $H(\cdot, t) : D \rightarrow D$ is a homeomorphism and for each $F \in \mathcal{F}$, $H(F, t) = F$. For $E \subseteq D$, we define the *stratified isotopy class* of E , denoted $[E]_{\mathcal{F}}$, to be the set of images $H(E, 1)$ where H is a stratified isotopy of (D, \mathcal{F}) .

Regular and Morse functions: For a C^2 -smooth function $g : D \rightarrow \mathbb{R}$, we say that $x \in F \in \mathcal{F}$ is a (non-degenerate) *stratified critical point* if it is a (non-degenerate) critical point of $g|_F$. By convention, the singleton in a zero-dimensional stratum is considered to be a non-degenerate critical point. We say that $g : D \rightarrow \mathbb{R}$ is *regular* (on D at level ℓ) if it is C^2 -smooth on each stratum of D and ℓ is not a critical value of g . We let $\text{Reg}(D, \ell)$ denote the set of such functions. Finally, we let $\mathcal{E}_{\mathcal{F}}$ denote the set of stratified isotopy classes of regular excursion sets on D , that is

$$\mathcal{E}_{\mathcal{F}} = \{[\{g \geq 0\}]_{\mathcal{F}} \mid g \in \text{Reg}(\mathcal{F}, 0)\}.$$

As a consequence of Bulinskaya's lemma (see [1, Lemma 11.2.10]), for any regular affine stratified set D and level ℓ , a Gaussian field f satisfying Assumption 2.1 will be regular on D at level ℓ with probability one. Therefore $[\{f \geq \ell\}]_{\mathcal{F}} \in \mathcal{E}_{\mathcal{F}}$ almost surely.

We say that $g : D \rightarrow \mathbb{R}$ is *Morse* if:

- (1) g is C^2 -smooth on each stratum of D ,
- (2) all stratified critical points of g are non-degenerate, and
- (3) if x is a stratified critical point of a stratum F then $\nabla|_{F'} g(x) \neq 0$ for any hyperplane F' that contains F and has higher dimension than F .

We let $\text{Morse}(D, \ell)$ be the set of Morse function on (D, \mathcal{F}) for which ℓ is not a critical value and $\text{Morse}_x(D, \ell)$ denote the set of Morse functions on (D, \mathcal{F}) for which x is the unique stratified critical point at level ℓ .

Topological events: It is shown in [10] that for any regular affine stratified set (D, \mathcal{F}) , $\mathcal{E}_{\mathcal{F}}$ is countable and so we endow it with its maximal σ -algebra. It is also shown [10, Corollary 5.8] that, for a Gaussian field satisfying Assumption 2.1, the mapping from f to $[\{f \geq \ell\}]_{\mathcal{F}}$ is measurable (for any $\ell \in \mathbb{R}$). We therefore define a *topological event* to be an event A which is measurable with respect to $[\{f \geq \ell\}]_{\mathcal{F}}$. Examples of topological events include crossing events (i.e., the event that there exists an excursion component intersecting two given boundary strata) of relevance to percolation theory or events involving the number of excursion set components.

Pivotal measures: Let us fix two regular affine stratified sets (D_1, \mathcal{F}_1) and (D_2, \mathcal{F}_2) , a Gaussian field f satisfying Assumption 2.1 and a level $\ell \in \mathbb{R}$. We let \tilde{f} be an independent Gaussian field with the same distribution as f and, for $t \in [0, 1]$, define the interpolated field

$$f^t = tf + \sqrt{1-t^2}\tilde{f}.$$

Observe that, for each t , f^t has the same distribution as f . Given $x \in D_1$, $y \in D_2$ and $t \in [0, 1)$, we define the event

$$(3.1) \quad A_{x,y}^t = \{f(x) = f^t(y) = \ell, \nabla|_{F_x}f(x) = \nabla|_{F_y}f^t(y) = 0\}$$

where F_x and F_y denote the strata of D_1 and D_2 which contain x and y respectively. By convention, if F is a zero-dimensional stratum, then $\nabla|_F f \equiv 0$. We let $\phi_{x,y}^t$ denote the density of the Gaussian vector $(f(x), f^t(y), \nabla|_{F_x}f(x), \nabla|_{F_y}f^t(y))$ evaluated at $(\ell, \ell, 0, 0)$, which allows us to define the *pivotal measure* as

$$(3.2) \quad \mu_{x,y}^t(H) = \mathbb{E} \left[\left| \det \nabla|_{F_x}^2 f(x) \right| \left| \det \nabla|_{F_y}^2 f^t(y) \right| H(f, f^t) \middle| A_{x,y}^t \right] \phi_{x,y}^t$$

where H is a real-valued, Borel measurable function and for a zero-dimensional stratum F , $\det \nabla|_F f \equiv 1$ by convention. We remind the reader that these measures depend on the sets D_1 and D_2 , the field f and the level ℓ , although this is suppressed from the notation for clarity. The term pivotal measure was used in a slightly different way in [10] to refer to the integral of $\mu_{x,y}^t$ over t , but we will find it more convenient to use this to refer directly to $\mu_{x,y}^t$.

For later use, we state a regularity property of f and f^t under the pivotal measure:

Lemma 3.1. *Let f satisfy Assumption 2.1, $\ell \in \mathbb{R}$ and (D_1, \mathcal{F}_1) and (D_2, \mathcal{F}_2) be regular affine stratified sets. For distinct points $x \in D_1$, $y \in D_2$ and $t \in [0, 1)$, conditional on $A_{x,y}^t$, with probability one*

$$f \in \text{Morse}_x(D_1, \ell) \quad \text{and} \quad f^t \in \text{Morse}_y(D_2, \ell).$$

Proof. Since (f, f^t) has the same distribution as (f^t, f) , it is sufficient to prove the first claim. In doing so, we make repeated use of the fact that the Gaussian vectors formed by evaluating $(f, \nabla f, \nabla^2 f, \tilde{f}, \nabla \tilde{f}, \nabla^2 \tilde{f})$ at any finite set of distinct points is non-degenerate in the sense of having a covariance matrix of full rank (more precisely this holds under the convention that $\nabla^2 f$ consists of the $d(d+1)/2$ elements on or below the diagonal of the Hessian matrix). This follows from the fact that the support of the spectral measure of f contains an open set [9, Lemma 13].

By Gaussian regression, f conditioned on $A_{x,y}^t$ is equal in distribution to

$$(3.3) \quad f(\cdot) + \text{Cov}[f(\cdot), V_{x,y}^t] \text{Var}[V_{x,y}^t]^{-1}((\ell, \ell, 0, 0) - V_{x,y}^t)^T$$

where the superscript T denotes transposition and

$$V_{x,y}^t := (f(x), f^t(y), \nabla|_{F_x}f(x), \nabla|_{F_y}f^t(y)).$$

Since f is C^4 by assumption, its covariance function is C^8 and from the representation in (3.3), $(f|_{A_{x,y}^t})$ has a version which is C^4 almost surely. It also follows from (3.3) that the conditioned field almost surely has a critical point at x at level ℓ .

For any point u in a stratum $F \in \mathcal{F}_1$, the Gaussian vector $(\nabla|_F f(u), \nabla|_F^2 f(u)|_{A_{x,y}^t})$ is non-degenerate. It then follows from [1, Corollary 11.3.5] that for any $\epsilon > 0$, $(f|_{A_{x,y}^t})$ restricted to $D \setminus B(x, \epsilon)$ is Morse almost surely, where $B(x, \epsilon)$ denotes the open Euclidean ball around x of radius ϵ . (The reader checking definitions may find it helpful to consult [1, Corollary 11.3.2] which has a much simpler statement but applies only to boxes rather than more general stratified sets.) Applying this result to a countable sequence $\epsilon_n \searrow 0$ shows that $(f|_{A_{x,y}^t})$ satisfies the second and third properties of a Morse function for all stratified critical points other than x . Applying Bulinskaya's lemma (Lemma 11.2.10 of [1]) in a similar way to $F \setminus B(x, \epsilon)$ for each stratum $F \in \mathcal{F}_1$ shows that x is the only stratified critical point of f at level ℓ almost surely.

Finally noting that $(\nabla^2 f(x)|_{A_{x,y}^t})$ is a non-degenerate Gaussian vector, we see that with probability one

$$(\det \nabla|_{F_x}^2 f(x) \mid A_{x,y}^t) \neq 0 \quad \text{and} \quad (\det \nabla^2 f(x) \mid A_{x,y}^t) \neq 0.$$

These respectively imply that $(f|_{A_{x,y}^t})$ satisfies the second and third points in the definition of a Morse function, completing the proof. \square

Topological derivatives: Let us fix a regular affine stratified set (D, \mathcal{F}) and a level ℓ . For $A \subset \mathcal{E}_{\mathcal{F}}$ and $g \in \text{Reg}(D, \ell)$ we adopt the notation

$$\mathbb{1}_A(g) = \begin{cases} 1 & \text{if } [\{g \geq \ell\}]_{\mathcal{F}} \in A \\ 0 & \text{otherwise.} \end{cases}$$

We wish to define a type of discrete derivative, which describes how this indicator function changes when g undergoes a small, positive perturbation near a particular point $x \in D$. Observe that for a sufficiently small perturbation, the indicator function will not change unless g has a critical point at x at level ℓ . Hence the discrete derivative will be defined on $\text{Morse}_x(D, \ell)$.

Now let $\rho : \mathbb{R}^d \rightarrow \mathbb{R}$ be smooth, compactly supported, non-negative, and strictly positive at the origin. For $\epsilon, \delta > 0$, we set $\rho_{\delta, \epsilon, x}(y) = \delta \rho(\epsilon^{-1}(y - x))$. For $x \in D$, $A \subset \mathcal{E}_{\mathcal{F}}$ and $g \in \text{Morse}_x(D, \ell)$ we define the *topological derivative* of $\mathbb{1}_A$ at g as

$$(3.4) \quad d_x \mathbb{1}_A(g) := \lim_{\epsilon \searrow 0} \lim_{\delta \searrow 0} \left(\mathbb{1}_A(g + \rho_{\delta, \epsilon, x}) - \mathbb{1}_A(g - \rho_{\delta, \epsilon, x}) \right).$$

We note that, since x is a non-degenerate critical point of g , for ϵ and δ sufficiently small, $g \pm \rho_{\delta, \epsilon, x} \in \text{Reg}(D, \ell)$, so the term inside the limit above is well defined. It follows from a standard Morse theory argument (see Lemma 5.4 and Remark 5.6 of [10] or Lemma 12 of [9]) that for any choices of $\epsilon, \delta > 0$ sufficiently small, the excursion sets $\{g + \rho_{\delta, \epsilon, x} \geq \ell\}$ (respectively $\{g - \rho_{\delta, \epsilon, x} \geq \ell\}$) can be mapped to one another by a stratified isotopy, and so the limit above is well defined. In the context of a Gaussian field f and its interpolation f^t , we use the abbreviated notation

$$d_x \mathbb{1}_A := d_x \mathbb{1}_A(f) \quad \text{and} \quad d_y^t \mathbb{1}_A = d_y \mathbb{1}_A(f^t).$$

Observe that these expressions are well defined on the event $A_{x,y}^t$ by Lemma 3.1.

We may now state the covariance formula for topological events:

Theorem 3.2 (Theorem 2.13 of [10]). *Let f satisfy Assumption 2.1, let (D_1, \mathcal{F}_1) and (D_2, \mathcal{F}_2) be regular affine stratified sets and let A_1 and A_2 be topological events (at level ℓ) for D_1 and D_2 respectively, then*

$$\text{Cov}[A_1, A_2] = \int_{\mathcal{F}_1 \times \mathcal{F}_2} K(x - y) \int_0^1 \mu_{x,y}^t(d_x \mathbb{1}_{A_1} d_y^t \mathbb{1}_{A_2}) dt dx dy.$$

To gain some intuition for this formula, we can relate it to a classical interpolation formula for smooth functions of Gaussian vectors [35, 14]:

Proposition 3.3. *Let X be an n -dimensional centred Gaussian vector with covariance matrix $(K_{i,j})_{1 \leq i,j \leq n}$ and let $g_1, g_2 : \mathbb{R}^n \rightarrow \mathbb{R}$ be absolutely continuous such that $g_i(X)$ and $\|\nabla g_i(X)\|$ are square integrable for $i = 1, 2$. Then*

$$\text{Cov}[g_1(X), g_2(X)] = \sum_{1 \leq i,j \leq n} K_{i,j} \int_0^1 \mathbb{E} \left[\frac{dg_1(X)}{dX_i} \frac{dg_2(X^t)}{dX_j^t} \right] dt$$

where $X^t := tX + \sqrt{1-t^2} \tilde{X}$ and \tilde{X} is an independent copy of X .

The proof of this statement follows that of [16, Lemma 3.4] and uses only calculus and some standard properties of Gaussian vectors. Comparing this result with Theorem 3.2 reiterates our interpretation of $d_x \mathbb{1}_A$ as a type of derivative. The appearance of the measure $\mu_{x,y}^t$, rather than \mathbb{E} , can be compared to the Kac-Rice formula and reflects the fact that the topological derivative can only be non-zero if the field has a critical point at level ℓ .

3.2. Covariance formula for functionals. We now extend the covariance formula to a general class of topological functionals.

Topological functionals: Let Ξ denote the set of triples (D, \mathcal{F}, E) where (D, \mathcal{F}) is a regular affine stratified set and $E \in \mathcal{E}_{\mathcal{F}}$. We define a *topological functional* to be any function $\Phi : \Xi \rightarrow \mathbb{R}$ such that Φ is zero whenever $E = [\emptyset]_{\mathcal{F}}$. Given such a functional, in a slight abuse of notation we will write $\Phi(D, g) = \Phi(D, g, \ell)$ to denote the value of the functional applied to a particular affine stratified set (D, \mathcal{F}) and the stratified isotopy class $[\{g \geq \ell\}]_{\mathcal{F}}$, assuming that $g \in \text{Reg}(D, \ell)$.

We extend our previous definition of topological derivative to this setting, that is

$$(3.5) \quad d_x \Phi(D, g) := \lim_{\epsilon \searrow 0} \lim_{\delta \searrow 0} \left(\Phi(D, g + \rho_{\delta, \epsilon, x}) - \Phi(D, g - \rho_{\delta, \epsilon, x}) \right)$$

where $g \in \text{Morse}_x(D, \ell)$ and $\rho_{\delta, \epsilon, x}$ is defined as before. We say that a topological functional Φ is *Lipschitz* if there exists $C > 0$ such that $|d_x \Phi(D, g)| \leq C$ for all D and g and we define $\|\Phi\|_{\text{Lip}}$ to be the smallest

such C . Note that this class is closed under composition with Lipschitz functions; that is, if $F : \mathbb{R} \rightarrow \mathbb{R}$ is Lipschitz and Φ is a Lipschitz topological functional, then so is $F \circ \Phi$. Lipschitz topological functionals may be controlled in terms of the critical points of the underlying function:

Lemma 3.4. *Let Φ be a Lipschitz topological functional and (D, \mathcal{F}) a regular affine stratified set. For any $\ell \in \mathbb{R}$ and $g \in \text{Morse}(D, \ell)$ for which all stratified critical points have distinct critical values,*

$$|\Phi(D, g, \ell)| \leq \|\Phi\|_{\text{Lip}} \bar{N}_{\text{Crit}}(D, g)$$

where $\bar{N}_{\text{Crit}}(D, g)$ denotes the number of stratified critical points of g in D .

Proof. We consider how the value of Φ changes when we change the value of ℓ . Let $\ell_1 < \ell_2 < \dots < \ell_n$ be the stratified critical values of g which are greater than $\ell =: \ell_0$ (note that g has only finitely many stratified critical points since they are all non-degenerate and D is compact). We argue that $\Phi(D, g, \ell')$ does not change as ℓ' varies between consecutive critical values and that the change when passing through a critical value is at most $\|\Phi\|_{\text{Lip}}$. Assuming these two claims, by the triangle inequality we deduce that

$$|\Phi(D, g, \ell)| \leq |\Phi(D, g, \ell_n + 1)| + n\|\Phi\|_{\text{Lip}}.$$

This is enough to conclude since $n \leq \bar{N}_{\text{Crit}}(D, g)$ and ℓ_n is the maximum of g , so $\{g \geq \ell_n + 1\} = \emptyset$ meaning that $\Phi(D, g, \ell_n + 1) = 0$ by our definition of a topological functional.

It remains to prove the two claims. It is a standard result in (stratified) Morse theory that if g has no stratified critical values in the interval $[a, b]$ then $\{g \geq a\}$ and $\{g \geq b\}$ lie in the same stratified isotopy class, proving the first claim. A rigorous statement and proof of this result can be found in [20, Part I, Chapter 3.2] (in a very general form) or in [9, Lemma 12] (in a setting very similar to the current one).

The second claim follows from the definition of a Lipschitz topological functional if we can show for all $\epsilon, \delta, \gamma > 0$ sufficiently small that $\{g + \gamma \geq \ell_i\}$ lies in the same stratified isotopy class as $\{g + \rho_{\delta, \epsilon, x} \geq \ell_i\}$ where x is a stratified critical point of g at level ℓ_i . Once again this can be deduced from the Morse theory result [9, Lemma 12], since interpolating between $g + \gamma$ and $g + \rho_{\delta, \epsilon, x}$ cannot create any stratified critical points. \square

We will often combine this result with bounds on the moments of the number of critical points of a Gaussian field. Given a regular affine stratified set (D, \mathcal{F}) and a C^2 function $g : \mathbb{R}^d \rightarrow \mathbb{R}$, let $N_{\text{Crit}}(F, g)$ denote the number of stratified critical points of g belonging to the stratum $F \in \mathcal{F}$ (or equivalently, the number of critical points of $g|_F$).

Lemma 3.5. *Let f satisfy Assumption 2.1 and (D, \mathcal{F}) be an affine stratified set.*

- (1) *For any $F \in \mathcal{F}$, $\mathbb{E}[N_{\text{Crit}}(F, f)] \leq C v_F(F)$ where $C > 0$ depends only on f .*
- (2) *There exists $C > 0$ depending only on f such that for all $R \geq 1$*

$$\mathbb{E}[|\bar{N}_{\text{Crit}}(\Lambda_R, f)|^3] \leq CR^{3d}$$

where the stratification of Λ_R consists of its open faces of all dimensions.

Proof. By stationarity, we may assume that F is contained in a subspace S of \mathbb{R}^d . Then by the Kac-Rice theorem [1, Corollary 11.2.2] and stationarity once more,

$$\mathbb{E}[N_{\text{Crit}}(F, f)] = \int_F \mathbb{E}[|\det \nabla^2|_F f(x)| \cdot |\nabla|_F f(x) = 0] \phi_{\nabla|_F f(x)}(0) dv_F(x) = c v_F(F)$$

where ϕ_X denotes the density of the random vector X and $c > 0$ depends only on the distribution of f and the basis vectors spanning S . By definition of a regular affine stratified space, these basis vectors must be a subset of the vectors parallel to the coordinate axes. Hence c may take only a finite number of values for a given field f , proving the first point of the lemma.

For $R \geq 1$, let $A_R := \{x \in \mathbb{Z}^d \mid (x + \Lambda_1) \cap \Lambda_R \neq \emptyset\}$, and for $x \in \mathbb{R}^d$, let $N_x := N_{\text{Crit}}(x + \Lambda_1, f)$. It follows from [19, Theorem 1.2] that N_x has finite third moment. Then by Hölder's inequality and stationarity

$$\mathbb{E}[N_{\text{Crit}}(\Lambda_R, f)^3] \leq \mathbb{E}\left[\left(\sum_{x \in A_R} N_x\right)^3\right] = \sum_{x, y, z \in A_R} \mathbb{E}[N_x N_y N_z] \leq \sum_{x, y, z \in A_R} \mathbb{E}[N_0^3] \leq c R^{3d}$$

where $c > 0$ depends only on f . Applying a near identical argument to the lower dimensional faces of Λ_R (which we take as our strata) verifies the second point of the lemma. \square

Extending the covariance formula to topological functionals makes use of an approximation argument along with dominated convergence. This requires bounds on the pivotal measures which were established in [9]. We denote the total variation of a measure μ by $\|\mu\|$.

Proposition 3.6 ([9, Proposition 2]). *Let f satisfy Assumption 2.1 and (D, \mathcal{F}) be a regular affine stratified set with $F_1, F_2 \in \mathcal{F}$. There exists $c > 0$, depending only on the distribution of f and the level ℓ , such that*

$$(3.6) \quad \sup_{x \in F_1} \int_0^1 \int_{\substack{y \in F_2 \\ |y-x| \leq 1}} \|\mu_{x,y}^t\| + \|\mu_{y,x}^t\| dt dy < c \quad \text{and} \quad \sup_{t \in [0,1]} \sup_{\substack{(x,y) \in F_1 \times F_2 \\ |x-y| \geq 1}} \|\mu_{x,y}^t\| + \|\mu_{y,x}^t\| < c.$$

The proof of this result involves using the ‘divided difference’ method to control the degeneracy of the Gaussian vector $(f(x), f^t(y), \nabla f(x), \nabla f^t(y))$ as $t \rightarrow 1$ and $x \rightarrow y$.

We may now state our covariance formula for topological functionals:

Theorem 3.7. *Let $F, G : \mathbb{R} \rightarrow \mathbb{R}$ be Lipschitz, (D_1, \mathcal{F}_1) and (D_2, \mathcal{F}_2) be regular affine stratified sets, Φ, Ψ be Lipschitz topological functionals and let f satisfy Assumption 2.1. Then denoting $\Phi_1 = \Phi(D_1, f)$ and $\Psi_2 = \Psi(D_2, f)$,*

$$(3.7) \quad \text{Cov}[F(\Phi_1), G(\Psi_2)] = \int_{\mathcal{F}_1 \times \mathcal{F}_2} K(x-y) \int_0^1 \mu_{x,y}^t(d_x F(\Phi_1) d_y^t G(\Psi_2)) dt dx dy.$$

Proof. For any Borel sets $B_1, B_2 \subseteq \mathbb{R}$, $\{\Phi_1 \in B_1\}$ and $\{\Psi_2 \in B_2\}$ are topological events to which we can apply the covariance formula Theorem 3.2. Therefore by linearity, (3.7) holds whenever F and G are simple measurable functions.

If F and G are bounded, continuous functions then we can choose two sequences (F_n) and (G_n) which are simple measurable, uniformly bounded and converge pointwise to F and G respectively. For any given $x \in D_1, y \in D_2$ with $x \neq y$ and $t \in [0, 1)$, by Lemma 3.1 on the complement of a $\mu_{x,y}^t$ -null set

$$f \in \text{Morse}_x(D_1, \ell) \quad \text{and} \quad f^t \in \text{Morse}_y(D_2, \ell).$$

Therefore, by the statements following (3.4), there are two (random) values $c_1, c_2 \in \mathbb{R}$ such that for all $\epsilon, \delta > 0$ sufficiently small

$$\Phi(D_1, f + \rho_{\delta, \epsilon, x}) = c_1 \quad \text{and} \quad \Phi(D_1, f - \rho_{\delta, \epsilon, x}) = c_2.$$

Then using the convergence of (F_n) and the definition of the topological derivative

$$\lim_{n \rightarrow \infty} d_x F_n(\Phi_1) = \lim_{n \rightarrow \infty} F_n(c_1) - F_n(c_2) = F(c_1) - F(c_2) = d_x F(\Phi_1).$$

An analogous argument shows that $\lim_{n \rightarrow \infty} d_y^t G_n(\Psi_2) = d_y^t G(\Psi_2)$. Hence, since $|d_x F_n(\Phi_1)| \leq 2 \sup_n \|F_n\|_\infty$ and $|d_x G_n(\Phi_1)| \leq 2 \sup_n \|G_n\|_\infty$, by dominated convergence

$$\lim_{n \rightarrow \infty} \mu_{x,y}^t(d_x F_n(\Phi_1) d_y^t G_n(\Psi_2)) = \mu_{x,y}^t(d_x F(\Phi_1) d_y^t G(\Psi_2)).$$

Then using the fact that $|\mu_{x,y}^t(d_x F_n(\Phi_1) d_y^t G_n(\Psi_2))| \leq 4 \sup_n \|F_n\|_\infty \|G_n\|_\infty \|\mu_{x,y}^t\|$ along with (3.6) and continuity of K , we can apply the dominated convergence theorem once more to conclude that as $n \rightarrow \infty$

$$\text{Cov}[F_n(\Phi_1), G_n(\Psi_2)] \rightarrow \int_{\mathcal{F}_1 \times \mathcal{F}_2} K(x-y) \int_0^1 \mu_{x,y}^t(d_x F(\Phi_1) d_y^t G(\Psi_2)) dt dx dy.$$

Using the uniform boundedness of F_n and G_n once more, we see that

$$\text{Cov}[F_n(\Phi_1), G_n(\Psi_2)] \rightarrow \text{Cov}[F(\Phi_1), G(\Psi_2)],$$

which finally establishes (3.7) when F and G are bounded and continuous.

Finally we consider the case that F and G are assumed only to be Lipschitz. The truncated functions

$$F_n := (F \wedge n) \vee (-n) \quad \text{and} \quad G_n := (G \wedge n) \vee (-n)$$

are uniformly Lipschitz and converge pointwise to F and G respectively as $n \rightarrow \infty$. We can extend the covariance formula using the same dominated convergence argument as before, making use of the two following facts: 1) $F_n(\Phi_1)$ and $G_n(\Psi_2)$ are dominated by $|F(\Phi_1)|$ and $|G(\Psi_2)|$ respectively, which are square-integrable by Lemma 3.5, and 2)

$$|d_x F_n(\Phi_1)| \leq \|F\|_{\text{Lip}} \|\Phi\|_{\text{Lip}} \quad \text{and} \quad |d_y^t G_n(\Psi_2)| \leq \|G\|_{\text{Lip}} \|\Psi\|_{\text{Lip}},$$

by definition of the topological derivative and Lipschitz topological functions. \square

Quasi-association of Lipschitz topological functionals is a straightforward consequence of this covariance formula. For $A \subset \mathbb{R}^d$ and $c > 0$, let A^{+c} denote the set of points with Euclidean distance at most c from A and let $|A|$ denote the d -dimensional Lebesgue measure of A .

Corollary 3.8 (Quasi-association of Lipschitz topological functionals). *Let (D_1, \mathcal{F}_1) and (D_2, \mathcal{F}_2) be regular affine stratified sets and suppose that there exists $m > 0$ such that for $i = 1, 2$ and any $x \in \mathbb{R}^d$, $B(x, 1)$ intersects at most m strata of D_i . Under the assumptions of Theorem 3.7, there exists $C > 0$ depending only on ℓ and the distribution of f such that*

$$(3.8) \quad |\text{Cov}[F(\Phi_1), G(\Psi_2)]| \leq Cm^2 \|F\|_{\text{Lip}} \|G\|_{\text{Lip}} \|\Phi\|_{\text{Lip}} \|\Psi\|_{\text{Lip}} \int_{D_1^{+2} \times D_2^{+2}} \tilde{K}(x - y) \, dx dy$$

where we recall that $\tilde{K}(u) := \sup_{|v-u| \leq 1} |K(v)|$.

Proof. By Theorem 3.7 and the fact that F, G, Φ and Ψ are Lipschitz

$$|\text{Cov}[F(\Phi_1), G(\Psi_2)]| \leq \|F\|_{\text{Lip}} \|G\|_{\text{Lip}} \|\Phi\|_{\text{Lip}} \|\Psi\|_{\text{Lip}} \sum_{\substack{F_1 \in \mathcal{F}_1 \\ F_2 \in \mathcal{F}_2}} \int_{F_1 \times F_2} |K(x - y)| \int_0^1 \|\mu_{x,y}^t\| \, dt dv_{F_1}(x) dv_{F_2}(y).$$

We consider separately the contribution to this integral when $|x - y|$ is greater than or less than one. In what follows, we repeatedly make use of the fact that, for a subset F of an affine subspace of \mathbb{R}^d and a continuous function $h : \mathbb{R}^d \rightarrow \mathbb{R}$

$$\int_F |h(u)| \, dv_F(u) \leq c_d \int_{F^{+1/2}} \sup_{v \in B(u, 1/2)} |h(v)| \, du$$

for some constant $c_d > 0$ depending only on the dimension d . Throughout the proof we let C denote a positive constant depending only on ℓ and the distribution of f , the value of which may change from line to line.

By the second of our bounds on the pivotal measure (in Proposition 3.6), the previous observation and our assumption on D_1 and D_2 ,

$$(3.9) \quad \begin{aligned} \sum_{\substack{F_1 \in \mathcal{F}_1 \\ F_2 \in \mathcal{F}_2}} \int_{F_1 \times F_2} |K(x - y)| \mathbb{1}_{|x-y| \geq 1} \int_0^1 \|\mu_{x,y}^t\| \, dt dv_{F_1}(x) dv_{F_2}(y) &\leq C \sum_{\substack{F_1 \in \mathcal{F}_1 \\ F_2 \in \mathcal{F}_2}} \int_{F_1^{+1} \times F_2^{+1}} \tilde{K}(x - y) \, dx dy \\ &\leq Cm^2 \int_{D_1^{+1} \times D_2^{+1}} \tilde{K}(x - y) \, dx dy. \end{aligned}$$

By the first bound in Proposition 3.6, our assumption on D_2 and the trivial bound $|K| \leq 1$, for any $x \in D_1$

$$\sum_{F_2 \in \mathcal{F}_2} \int_{F_2} |K(x - y)| \mathbb{1}_{|x-y| \leq 1} \int_0^1 \|\mu_{x,y}^t\| \, dt dv_{F_2}(y) \leq Cm \mathbb{1}_{x \in D_2^{+1}}.$$

It follows that

$$(3.10) \quad \begin{aligned} \sum_{\substack{F_1 \in \mathcal{F}_1 \\ F_2 \in \mathcal{F}_2}} \int_{F_1 \times F_2} |K(x - y)| \mathbb{1}_{|x-y| \leq 1} \int_0^1 \|\mu_{x,y}^t\| \, dt dv_{F_1}(x) dv_{F_2}(y) &\leq Cm \sum_{F_1 \in \mathcal{F}_1} \int_{F_1^{+1/2}} \mathbb{1}_{x \in D_2^{+3/2}} \, dx \\ &\leq Cm^2 |D_1^{+3/2} \cap D_2^{+3/2}|. \end{aligned}$$

Finally, using the fact that $\tilde{K}(u) = 1$ for $|u| \leq 1$ we have

$$\int_{D_1^{+2} \times D_2^{+2}} \tilde{K}(x - y) \, dx dy \geq \int_{D_1^{+3/2} \cap D_2^{+3/2}} \int_{B(x, 1/2)} \tilde{K}(x - y) \, dy dx \geq c_d |D_1^{+3/2} \cap D_2^{+3/2}|$$

for some $c_d > 0$ depending only on the dimension d . Combining this with (3.9) and (3.10) completes the proof of quasi-association \square

3.3. Excursion/level-set functionals and the Euler characteristic. To complete this section, we discuss the specific topological functionals which are of interest for our main results: bounded excursion/level-set functionals and the Euler characteristic.

Bounded excursion/level-set functionals: Given a regular affine stratified set (D, \mathcal{F}) and $A \subset \mathbb{R}^d$ we let $\text{Comp}(A, D)$ denote the set of connected components of A that intersect D but not ∂D . Let Θ denote the space of triples $(D, \mathcal{F}, [E]_{\mathcal{F}})$ where (D, \mathcal{F}) is a regular affine stratified set and $E \in \text{Comp}(\{g \geq 0\}, D)$ for some $g \in \text{Reg}(D, 0)$. We say that $\varphi : \Theta \rightarrow \mathbb{R}$ is an *excursion component functional* if

$$\varphi(D_1, \mathcal{F}_1, [E]_{\mathcal{F}_1}) = \varphi(D_2, \mathcal{F}_2, [E]_{\mathcal{F}_2})$$

for all $(D_1, \mathcal{F}_1, [E]_{\mathcal{F}_1}), (D_2, \mathcal{F}_2, [E]_{\mathcal{F}_2}) \in \Theta$. Intuitively, this means that φ depends only on the topology of the excursion component E and not on the (regular affine stratified) set in which it is contained. The functional can therefore be expressed using the shortened notation $\varphi([E])$ to denote the value $\varphi(D, \mathcal{F}, [E]_{\mathcal{F}})$ for any suitable D containing the excursion component E .

We say that a topological functional Φ is an *excursion-set functional* if it can be expressed in the form

$$(3.11) \quad \Phi(D, g, \ell) = \sum_{E \in \text{Comp}(\{g \geq \ell\}, D)} \varphi(D, \mathcal{F}, [E]_{\mathcal{F}})$$

where φ is an excursion component functional. We say that Φ is a *bounded excursion-set functional* if φ is bounded in this representation. We define a *(bounded) level-set functional* analogously if we replace $\{f \geq \ell\}$ by $\{f = \ell\}$.

As a simple, but important, example of a bounded excursion set functional; taking $\varphi \equiv 1$ yields the component count (i.e., the number of connected components of the excursion set in the domain). Taking φ to be 1 for excursion components with a particular topology (say, doubly connected) and 0 otherwise results in Φ being the number of excursion components with that topology. In general, the Betti numbers of the excursion set cannot be represented as a bounded excursion-set functional, since they can take arbitrarily large absolute value on a single component.

The reason we restrict φ to be bounded, is that this ensures the change in the functional when passing through a critical point is also bounded, resulting in a Lipschitz topological functional:

Lemma 3.9. *If Φ is a bounded excursion/level-set functional, then it is also a Lipschitz topological functional.*

Proof. It is immediate that Φ is a topological functional (in particular if $\{g \geq \ell\} = \emptyset$ then $\Phi(D, g, \ell) = 0$ by (3.11)). We need only verify that the topological derivative of Φ is uniformly bounded. Let (D, \mathcal{F}) be a regular affine stratified set, $x \in D$ and $g \in \text{Morse}_x(D, \ell)$. Once again, it is a standard result of stratified Morse theory that for $\delta, \epsilon > 0$ sufficiently small, the number of components of $\{g + \rho_{\delta, \epsilon, x} \geq \ell\}$ and $\{g - \rho_{\delta, \epsilon, x} \geq \ell\}$ inside D differ by at most one (and the same is true for the respective level sets). This statement was proven in [9, Lemma 2] for a stratified box, and the proof holds verbatim for a regular affine stratified set. It therefore follows from the definition of the topological derivative in (3.5) that $|d_x \Phi(D, g, \ell)|$ is bounded above by three times the supremum of $|\varphi|$, which by assumption is bounded. \square

We record several preliminary results regarding this class of functionals for later use. The first controls the contribution from components intersecting a given stratum. For a regular affine stratified set (D, \mathcal{F}) , $g \in \text{Reg}(D, \ell)$, a bounded excursion/level-set functional Φ and distinct strata $F_1, \dots, F_n \in \mathcal{F}$ we define $\Phi(D, g, \ell, \bigcup_{i=1}^n F_i)$ to be the restriction of the sum in (3.11) to components which intersect $\bigcup_{i=1}^n F_i$.

Lemma 3.10. *Given (D, \mathcal{F}) , g, ℓ, Φ and $F_1, \dots, F_n \in \mathcal{F}$ as above, there exists $C > 0$ depending only on Φ such that*

$$|\Phi(D, g, \ell, \bigcup_{i=1}^n F_i)| \leq C \bar{N}_{\text{Crit}}(\bigcup_{i=1}^n F_i, g).$$

Proof. First suppose that Φ is an excursion set functional. Let $\bar{F} := \bigcup_{i=1}^n F_i$. By definition of a stratification, we can decompose this as $\bar{F} = \bigcup_{i=1}^m F_i$ for strata $F_1, \dots, F_m \in \mathcal{F}$. If E is an element of $\text{Comp}(\{g \geq \ell\}, D)$ which intersects \bar{F} , then $g|_{E \cap \bar{F}}$ attains a maximum at some point. This point must be contained in some stratum F_i for $i \in \{1, \dots, m\}$ and must therefore be a stratified critical point. Clearly such point are distinct for different excursion components. From the definition of an excursion set functional in (3.11), we have

$$|\Phi(D, g, \ell)| \leq \sup |\varphi| \bar{N}_{\text{Crit}}(\bar{F}, g)$$

which proves the statement since φ is bounded by assumption.

Suppose now that Φ is a level-set functional. Since g has no critical points at level ℓ , each level set component L which is inside D must be a closed hypersurface that surrounds some component E of $\{g > \ell\}$ or of $\{g < \ell\}$ (i.e., E is contained in the bounded component of the complement of L). Clearly this mapping from L to E is injective. Repeating the argument for excursion set components, we can find either a maximum or minimum of $g|_{\bar{E} \cap \bar{F}}$ which must be a stratified critical point and yields the required bound on Φ . \square

Our next result is a *stabilisation* property, which says roughly that the effect on a bounded excursion/level-set functional of passing through a given critical point is the same for all sufficiently large domains.

Lemma 3.11. *Let $g : \mathbb{R}^d \rightarrow \mathbb{R}$ be C^2 with a non-degenerate critical point x at level ℓ and no other critical points at level ℓ and let Φ be an excursion/level-set functional. There exists $R_0 \geq 1$ and $d_x \Phi_\infty(g) \in \mathbb{R}$ such that*

$$d_x \Phi(\Lambda_R, g) = d_x \Phi_\infty(g)$$

for all $R \geq R_0$ such that $g \in \text{Morse}_x(\Lambda_R, \ell)$. Moreover, if $d_x \Phi(\Lambda_R, g) \neq d_x \Phi_\infty(g)$ for some $R \geq 1$ then there exists a bounded component of $\{g \geq \ell\} \setminus B(x, 1)$ which intersects $\partial B(x, 1)$ and $\partial \Lambda_R$.

Proof. Let C denote the component of $\{g \geq \ell\} \cup B(x, 1)$ which contains x , then $C \setminus B(x, 1)$ has finitely many components, which we denote $E_1, \dots, E_n, F_1, \dots, F_m$ where the E_i are all bounded and the F_i are unbounded. (Of course n, m or both may be zero.) We choose R_0 such that $\cup_{i=1}^n E_i \subset \Lambda_{R_0-1}$, in particular if $n = 0$ we may choose $R_0 = 2$. Then for any C^2 function h supported on $B(x, 1/2)$ and $R \geq R_0$ such that $g \in \text{Morse}_x(\Lambda_R, \ell)$,

$$\Phi(\Lambda_R, g + h, \ell) = \sum_{\substack{E \in \text{Comp}(\{g+h \geq \ell\}, \Lambda_R) \\ E \subset C}} \varphi([E]) + \sum_{\substack{E \in \text{Comp}(\{g+h \geq \ell\}, \Lambda_R) \\ E \cap C = \emptyset}} \varphi([E]).$$

The first sum here is independent of $R \geq R_0$, since any bounded component of $\{g + h \geq \ell\}$ contained in C must be contained in Λ_{R_0} . The second sum is independent of h , since $\{g \geq \ell\}$ and $\{g + h \geq \ell\}$ coincide on the complement of $B(x, 1)$. Combining these observations, we see that the change in $\Phi(\Lambda_R, g + h, \ell)$ as we vary h is independent of $R \geq R_0$. By definition of the topological derivative in (3.5) this proves the statement of the lemma. \square

Our final result for this class of functionals controls the contribution from ‘large’ components. Given $a, R \geq 1$ such that $2a$ divides R , we define $\mathcal{F}_R^{(a)}$ to be the stratification of Λ_R formed by the union of the minimal stratifications of $x + [0, a]^d$ for all $x \in a\mathbb{Z}^d \cap [-R/2, R/2)^d$. In other words, we divide Λ_R into $(R/a)^d$ cubes of side length a and include all of their respective open faces of different dimensions in the stratification.

Given $a \geq 1$, we define the set of a -planes to be the collection of $(d-1)$ -dimensional hyperplanes passing through some point in $a\mathbb{Z}^d$ which are normal to one of the coordinate axes (see Figure 2). Note that all of the lower dimensional strata of $\mathcal{F}_R^{(a)}$ are contained in some a -plane. Given an excursion/level-set functional Φ , we define $\Phi^{(>a)}$ to be the contribution to Φ from components that intersect two parallel a -planes. That is, $\Phi^{(>a)}$ is defined as in (3.11) except the sum is restricted to components of $\{g \geq \ell\}$ (or $\{g = \ell\}$) which are contained in D and intersect at least two a -planes which are parallel to one another. (See Figure 2.) We define $\Phi^{(<a)} = \Phi - \Phi^{(>a)}$, which gives the contribution from components which do not intersect parallel a -planes.

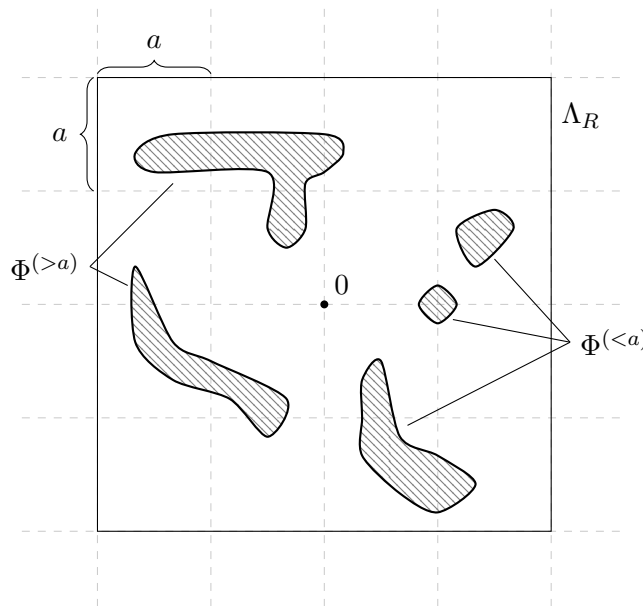


FIGURE 2. The box Λ_R is subdivided by a -planes (denoted by dashed lines). The shaded regions represent excursion set components, which are labelled according to whether they contribute to $\Phi^{(>a)}$ or $\Phi^{(<a)}$.

Lemma 3.12. *Let $a, R \geq 1$ such that $2a$ divides R , $x \in \Lambda_R$ and $g \in \text{Morse}_x(\mathcal{F}_R^{(a)})$. Let Φ be an excursion/level-set functional. If $d_x \Phi^{(>a)}(\Lambda_R, g) \neq 0$ then there exists a component of $\{g \geq \ell\} \setminus B(x, 1)$ which intersects both $\partial B(x, 1)$ and $\partial B(x, a/2)$ but does not intersect $\partial \Lambda_R$.*

Proof. Let C denote the component of $\{g \geq \ell\}$ which contains x , then $C \setminus B(x, 1)$ has finitely many components, which we denote $E_1, \dots, E_n, F_1, \dots, F_m$ where the E_i all intersect $\partial \Lambda_R$ and the F_i do not. Suppose that the arm event in the statement of the lemma fails, then $\cup_{i=1}^m F_i \subset B(x, a/2)$ which does not intersect parallel a -planes. Hence for any $\epsilon \in (0, 1)$ the set

$$\bigcup_{i=1}^m F_i \cup \bigcup_{j=1}^n E_j \setminus B(x, \epsilon)$$

does not contribute to $\Phi^{(>a)}$ because each component either touches the boundary (i.e. intersects $\partial \Lambda_R$) or is ‘too small’ (i.e. does not intersect parallel a -planes). Similarly

$$\bigcup_{i=1}^m F_i \cup \bigcup_{j=1}^n E_j \cup B(x, \epsilon)$$

does not contribute to $\Phi^{(>a)}$ because it either intersects $\partial \Lambda_R$ (if $n > 0$) or does not intersect parallel a -planes (if $n = 0$). Combining these observations with the definition of topological derivative, we see that $d_x \Phi^{(>a)}(\Lambda_R, g) = 0$, which completes the proof of the lemma. \square

Euler characteristic: We recall that the Euler characteristic is an integer-valued topological invariant defined for sufficiently nice sets. For instance, for suitable planar sets, it is equal to the number of connected components of the set minus the number of ‘holes’ in the set and analogous interpretations are possible in higher dimensions (see [1, Chapter 6]). We consider the case in which $\Phi(D, \mathcal{F}, E)$ is the Euler characteristic of E . In contrast with the definition of an excursion/level-set functional, this definition includes components which intersect the boundary of D . It follows from the Poincaré-Hopf theorem that the Euler characteristic of an excursion set may be defined as a signed sum over the number of critical points of the (Morse) function defining the excursion set. This ensures that our topological functional is Lipschitz and stabilises immediately (as well as yielding locality of the functional).

Lemma 3.13. *The Euler characteristic is a Lipschitz topological functional.*

Proof. Let (D, \mathcal{F}) be a regular affine stratified set and $\bar{g} \in \text{Reg}(D, 0)$. It is possible to find a $g \in \text{Morse}(D, 0) \cap \text{Reg}(D, 0)$ which has the same excursion set as \bar{g} in D . By [1, Corollary 9.3.5], the Euler characteristic of $\{g \geq 0\} \cap D$ is well defined. The Euler characteristic is well known to be invariant under homeomorphism, so in particular is uniquely defined for any element of the stratified isotopy class of $\{g \geq 0\}$. Since the Euler characteristic of the empty set is zero, we have shown that it is a topological function.

Given $x \in D$, $\ell \in \mathbb{R}$ and $g \in \text{Morse}_x(D, \ell)$, we require a uniform bound on $|d_x \Phi(D, g)|$ as defined in (3.5). By a standard Morse theory result [9, Lemma 12], for any $\eta, \epsilon, \delta > 0$ sufficiently small the excursion sets $\{g \pm \rho_{\delta, \epsilon, x} \geq \ell\}$ can be mapped via stratified isotopy to those of $\{g \pm \eta \geq \ell\}$. Moreover for $\eta > 0$ sufficiently small, $g \pm \eta \in \text{Reg}(D, \ell)$. [1, Corollary 9.3.5] then gives an expression for $\Phi(D, g \pm \eta, \ell)$ as a signed sum of the number of stratified critical points of g contained in $\{g \pm \eta \geq \ell\}$. Since the number of such stratified critical points differs by at most one, we conclude that the topological derivative has absolute value at most one and so Φ is Lipschitz. \square

Lemma 3.14. *Let Φ be the Euler characteristic and (D_1, \mathcal{F}_1) and (D_2, \mathcal{F}_2) be regular affine stratified sets. If x is in the interior of both D_1 and D_2 and $g \in \text{Morse}_x(D_1, \ell) \cap \text{Morse}_x(D_2, \ell)$ then*

$$d_x \Phi(D_1, g) = d_x \Phi(D_2, g).$$

Proof. As argued in the proof of the previous lemma, the topological derivative $d_x \Phi(D_i, g)$ is equal to a signed difference in the number of stratified critical points of g in D_i above level ℓ . The sign associated with a critical point in the interior of D_i (in the statement of [1, Corollary 9.3.5]) is determined by its index (i.e., the number of negative eigenvalues of the Hessian at the critical point). Hence this sign is the same on both domains D_i and therefore so is the topological derivative. \square

It also follows from the Poincaré-Hopf theorem that the Euler characteristic is additive. To avoid a precise (and somewhat irrelevant) definition of the general sets on which such additivity holds, we will give only the statement that we need for Gaussian excursion sets.

Lemma 3.15. *Let f be a Gaussian field satisfying Assumption 2.1, Φ be the Euler characteristic and $\ell \in \mathbb{R}$. Let $n \in \mathbb{N}$, $x_1, \dots, x_n \in \mathbb{R}^d$ and $r, R \geq 1$ such that $x_1 + \Lambda_r, \dots, x_n + \Lambda_r$ are disjoint and contained in the interior of Λ_R then with probability one*

$$\Phi(\Lambda_R, f, \ell) = \sum_{i=1}^n \Phi(x_i + \Lambda_r, f, \ell) - \Phi(x + \partial\Lambda_r, f, \ell) + \Phi(\overline{\Lambda_R \setminus \cup_{i=1}^n x_i + \Lambda_r}, f, \ell).$$

Proof. [1, Theorem 6.1.1] states that for $A, B, A \cup B$ and $A \cap B$ belonging to a class of sets known as ‘basic complexes’, $\text{EC}(A \cup B) = \text{EC}(A) + \text{EC}(B) - \text{EC}(A \cap B)$ where we temporarily denote the Euler characteristic by EC. It is shown in [1, Theorem 6.2.2] that the excursion sets of ‘suitably regular’ functions on boxes are basic complexes. The proof of this result generalises trivially to finite unions of closed faces of boxes (and in particular to the domains $x + \partial\Lambda_r$ and $\overline{\Lambda_R \setminus \cup_{i=1}^n x_i + \Lambda_r}$). Finally it follows from [1, Theorem 11.3.3] that a Gaussian field satisfying Assumption 2.1 is suitably regular on any regular affine stratified set with probability one. Combining these observations proves the result. \square

4. QUALITATIVE LIMIT THEOREMS

In this section we use quasi-association to prove the previously stated qualitative limit theorems for topological functionals: the law of large numbers, variance asymptotics and central limit theorems.

Law of large numbers: We establish the law of large numbers for topological functionals by adapting Etemadi’s argument for a sum of i.i.d. variables. A similar approach was applied to discrete quasi-associated fields in [15, Chapter 4]. We also make use of arguments from [22] to show that the expectation of a topological functional in a box scales like the volume of the box.

Proof of Theorem 2.4. Let Φ be a bounded excursion/level-set functional. We abbreviate $\Phi_R := \Phi(\Lambda_R, f)$ and $\overline{\Phi}_R := \Phi_R - \mathbb{E}[\Phi_R]$. By quasi-association (Lemma 3.9 and Corollary 3.8), for any $R \geq 1$

$$\text{Var}[R^{-d}\Phi_R] \leq R^{-2d}C\|\Phi\|_{\text{Lip}}^2 \int_{\Lambda_{R+2}^2} \tilde{K}(x-y) dx dy = O(R^{-\epsilon})$$

as $R \rightarrow \infty$, where the final equality uses Assumption 2.2. Hence $R^{-d}\overline{\Phi}_R \rightarrow 0$ in L^2 . Now let $\alpha > 1$ and $R_n = \alpha^n$. By the previous equation, there exists $C > 0$ such that for any $\delta > 0$

$$\sum_{n=1}^{\infty} \mathbb{P}(R_n^{-d}|\overline{\Phi}_{R_n}| \geq \delta) \leq \sum_{n=1}^{\infty} \delta^{-2} \text{Var}[R_n^{-d}\Phi_{R_n}] \leq C\delta^{-2} \sum_{n=1}^{\infty} R_n^{-\epsilon} < \infty.$$

Hence, by applying the Borel-Cantelli lemma (to countably many values of δ), $\overline{\Phi}_{R_n}/R_n^d \rightarrow 0$ almost surely as $n \rightarrow \infty$.

Let us now assume that the excursion component functional φ (used to define Φ in (3.11)) is non-negative. It follows that Φ_R is non-decreasing in R and so for $R_n \leq R \leq R_{n+1}$

$$\frac{R_{n+1}^d}{R^d} \frac{\overline{\Phi}_{R_n}}{R_{n+1}^d} - \frac{\mathbb{E}[\Phi_{R_{n+1}}] - \mathbb{E}[\Phi_{R_n}]}{R_n^d} \leq \frac{\overline{\Phi}_R}{R^d} \leq \frac{R_{n+1}^d}{R^d} \frac{\overline{\Phi}_{R_{n+1}}}{R_{n+1}^d} + \frac{\mathbb{E}[\Phi_{R_{n+1}}] - \mathbb{E}[\Phi_{R_n}]}{R_n^d}.$$

Using the previously established convergence, with probability one

$$(4.1) \quad \limsup_{R \rightarrow \infty} \left| \frac{\overline{\Phi}_R}{R^d} \right| \leq \limsup_{n \rightarrow \infty} \frac{\mathbb{E}[\Phi_{R_{n+1}} - \Phi_{R_n}]}{R_n^d}.$$

Recall that $\Phi(D, f)$ is defined by summing contributions from excursion/level-set components inside D (see (3.11)). It follows that

$$\Phi_{R_{n+1}} = \Phi_{R_n} + \Phi(\overline{\Lambda_{R_{n+1}} \setminus \Lambda_{R_n}}, f) + \Phi(\Lambda_{R_{n+1}}, f, \partial\Lambda_{R_n})$$

where we recall that $\Phi(D, g, F)$ was defined (prior to Lemma 3.10) as the contribution from components in D which intersect F . Bounding the final two terms on the right in terms of critical points (Lemmas 3.4 and 3.10) we see that (4.1) is bounded above by

$$C \limsup_{n \rightarrow \infty} R_n^{-d} \mathbb{E}[\overline{N}_{\text{Crit}}(\overline{\Lambda_{R_{n+1}} \setminus \Lambda_{R_n}})] \leq C' \limsup_{n \rightarrow \infty} R_n^{-d} (R_{n+1}^d - R_n^d + R_{n+1}^{d-1} + R_{n+1}^{d-2} + \dots + 1) \leq C''(\alpha^d - 1)$$

where the first inequality uses our bound on the expected number of stratified critical points (Lemma 3.5) applied to the minimal stratification of $\overline{\Lambda_{R_{n+1}} \setminus \Lambda_{R_n}}$. Since $\alpha > 1$ was arbitrary, this establishes that $R^{-d}\overline{\Phi}_R \rightarrow 0$ almost surely under the assumption that $\varphi \geq 0$. For a general bounded excursion/level-set functional we can simply decompose φ into positive and negative parts and apply the proven result.

It remains to show that $R^{-d}\mathbb{E}[\Phi_R]$ converges to a constant as $R \rightarrow \infty$. For $1 \leq r \leq R$ we define

$$A(r, R) = \{x \in r\mathbb{Z}^d \mid x + \Lambda_r \subseteq \Lambda_R\} \quad \text{and} \quad D(r, R) = \overline{\Lambda_R \setminus \bigcup_{x \in A(r, R)} x + \Lambda_r}.$$

By the definition of an excursion/level-set functional

$$(4.2) \quad \Phi(\Lambda_R) = \sum_{x \in A(r, R)} \Phi(x + \Lambda_r) + \Phi(D(r, R)) + \Phi\left(\Lambda_R, \bigcup_{x \in A(r, R)} x + \partial\Lambda_r\right)$$

where we have dropped f as an argument from the topological functionals for clarity. Using our bounds in terms of critical points once more (Lemmas 3.10 and 3.5)

$$\mathbb{E}[\Phi(\Lambda_R, \bigcup_{x \in A(r, R)} x + \partial\Lambda_r)] \leq C \sum_{x \in A(r, R)} \mathbb{E}[\bar{N}_{\text{Crit}}(x + \partial\Lambda_r)] \leq CR^d r^{-1}$$

since $A(r, R)$ has at most $C(R/r)^d$ points and $\partial\Lambda_r$ is composed of a constant number of strata, each of which has volume at most r^{d-1} . Similarly, using Lemmas 3.4 and 3.5

$$\mathbb{E}[D(r, R)] \leq CR^{d-1}r.$$

Taking expectations of (4.2) and using stationarity of f , we therefore have

$$(4.3) \quad |\mathbb{E}[\Phi(\Lambda_R)] - |A(r, R)|\mathbb{E}[\Phi(\Lambda_r)]| \leq C(R^d r^{-1} + R^{d-1}r).$$

Given $\epsilon > 0$, we now choose r sufficiently large that $C/r < \epsilon$ and

$$\frac{\mathbb{E}[\Phi(\Lambda_r)]}{r^d} \geq \limsup_{R \rightarrow \infty} \frac{\mathbb{E}[\Phi(\Lambda_R)]}{R^d} - \epsilon.$$

Applying this choice of r in (4.3), we then have

$$\liminf_{R \rightarrow \infty} \frac{\mathbb{E}[\Phi(\Lambda_R)]}{R^d} \geq \liminf_{R \rightarrow \infty} \left(\frac{r}{R}\right)^d |A(r, R)| \frac{\mathbb{E}[\Phi(\Lambda_r)]}{r^d} - C(r^{-1} + R^{-1}r) \geq \limsup_{R \rightarrow \infty} \frac{\mathbb{E}[\Phi(\Lambda_R)]}{R^d} - 2\epsilon.$$

Since $\epsilon > 0$ was arbitrary, this completes the proof of convergence. \square

Variance asymptotics: We now use the covariance formula (Theorem 3.7) to study the asymptotic variance of topological functionals. Specifically, we use a stabilisation argument to prove convergence of the variance normalised by the volume for fields with integrable correlations. The same argument was used in [9] to study the component count.

Proof of Theorem 2.5 (variance asymptotics). Let Φ be a bounded excursion/level-set functional or the Euler characteristic and let \mathcal{F}_R denote the minimal stratification of Λ_R . By the covariance formula for Lipschitz topological functionals (Theorem 3.7)

$$(4.4) \quad \text{Var}[\Phi_R] = \sum_{F_1, F_2 \in \mathcal{F}_R} \int_{F_1 \times F_2} K(x - y) \int_0^1 \mu_{x, y}^t(d_x \Phi_R d_y^t \Phi_R) dt dv_{F_1}(x) dv_{F_2}(y).$$

We first show that the contributions from boundary strata are negligible. Suppose that F_1 is a boundary stratum and $F_2 \in \mathcal{F}$. Since Φ is Lipschitz, by the bounds on pivotal measures (Proposition 3.6) and integrability of \tilde{K} (Assumption 2.3),

$$(4.5) \quad \left| \int_{F_1 \times F_2} K(x - y) \int_0^1 \mu_{x, y}^t(d_x \Phi_R d_y^t \Phi_R) dt dv_{F_1}(x) dv_{F_2}(y) \right| \leq C \|\Phi\|_{\text{Lip}}^2 \int_{F_1^{+1}} 1 + \int_{F_2^{+1}} \tilde{K}(x - y) dy dx \leq C \|\Phi\|_{\text{Lip}}^2 R^{d-1}.$$

Swapping the order of integration yields the same bound whenever F_2 is a boundary stratum. We conclude that the contribution to (4.4) from all terms involving a stratum of dimension less than d is $O(R^{d-1})$ as $R \rightarrow \infty$. For each R , we now choose $r = r_R$ such that $r_R \rightarrow \infty$ and $r_R/R \rightarrow 0$ as $R \rightarrow \infty$. Arguing in the same way (using Proposition 3.6 and Assumption 2.3), we have

$$(4.6) \quad \left| \int_{\substack{x, y \in \Lambda_R \\ d(x, \partial\Lambda_R) < r \text{ or } d(y, \partial\Lambda_R) < 2r}} K(x - y) \int_0^1 \mu_{x, y}^t(d_x \Phi_R d_y^t \Phi_R) dt dx dy \right| \leq C \|\Phi\|_{\text{Lip}}^2 r R^{d-1} = o(R^d).$$

Turning now to the bulk contribution, we first suppose that Φ is a bounded excursion/level-set functional. By the stabilisation property in Lemma 3.11

$$\begin{aligned}
 (4.7) \quad & \left| \int_{\Lambda_{R-r} \times \Lambda_{R-2r}} K(x-y) \int_0^1 \mu_{x,y}^t (d_x \Phi_R d_y^t \Phi_R - d_x \Phi_\infty d_y^t \Phi_\infty) dt dx dy \right| \\
 & \leq \|\Phi\|_{\text{Lip}}^2 \int_{\Lambda_{R-r} \times \Lambda_{R-2r}} |K(x-y)| \int_0^1 \mu_{x,y}^t (\mathbb{1}_{\text{TArm}_x(r)} + \mathbb{1}_{\text{TArm}_y^t(r)}) dt dx dy \\
 & \leq \|\Phi\|_{\text{Lip}}^2 R^d \int_{\mathbb{R}^d} |K(x)| \int_0^1 \mu_{x,0}^t (\mathbb{1}_{\text{TArm}_x(r)} + \mathbb{1}_{\text{TArm}_0^t(r)}) dt dx
 \end{aligned}$$

where $\text{TArm}_x(r)$ denotes the ‘truncated arm’ event that there exists a bounded component of $\{f \geq \ell\} \setminus B(x, 1)$ joining $\partial B(x, 1)$ to $\partial B(x, r)$ and $\text{TArm}_y^t(r)$ denotes the corresponding event for f^t at y . As $r \rightarrow \infty$, $\mathbb{1}_{\text{TArm}_x(r)} \rightarrow 0$ $\mu_{x,0}^t$ -almost surely by definition (as does $\mathbb{1}_{\text{TArm}_0^t(r)}$) so by dominated convergence

$$\mu_{x,0}^t (\mathbb{1}_{\text{TArm}_x(r)} + \mathbb{1}_{\text{TArm}_0^t(r)}) \rightarrow 0 \quad \text{as } R \rightarrow \infty.$$

Applying the dominated convergence theorem once more, along with Proposition 3.6, shows that (4.7) is $o(R^d)$ as $R \rightarrow \infty$. If, instead, Φ is the Euler characteristic, then by Lemma 3.13, the left hand side of (4.7) is identically zero.

Recalling the definition of σ in (2.2) and using stationarity, we have

$$\begin{aligned}
 & \left| \int_{\Lambda_{R-r} \times \Lambda_{R-2r}} K(x-y) \int_0^1 \mu_{x,y}^t (d_x \Phi_\infty d_y^t \Phi_\infty) dt dx dy - (R-2r)^d \sigma^2 \right| \\
 & \leq R^d \int_{\mathbb{R}^d \setminus \Lambda_r} |K(x)| \int_0^t |\mu_{x,0}^t (d_x \Phi_\infty d_0^t \Phi_\infty)| dt dx \\
 & \leq C \|\Phi\|_{\text{Lip}}^2 R^d \int_{\mathbb{R}^d \setminus \Lambda_r} |K(x)| dx = o(R^d)
 \end{aligned}$$

where the second inequality uses Proposition 3.6. Combining this with equations (4.4)-(4.7) completes the proof of the result. \square

Central limit theorems: We end this section by establishing the distributional and almost sure CLTs stated in Theorem 2.5. We begin by proving an approximate additivity result for suitable topological functionals. We work on three growing scales $1 \ll a \ll r \ll R$. More precisely, we define sequences $(a_R)_{R \geq 1}$ and $(r_R)_{R \geq 1}$ such that

$$\begin{aligned}
 (4.8) \quad & \frac{r_R}{a_R} \in 2\mathbb{N} \quad \text{and} \quad \frac{R}{r_R + 4a_R} \in 2\mathbb{N} \quad \text{for each } R \geq 20, \\
 & a_R, r_R \rightarrow \infty \quad \text{and} \quad \frac{a_R}{r_R}, \frac{r_R}{R} \rightarrow 0 \quad \text{as } R \rightarrow \infty.
 \end{aligned}$$

Below we will write $a = a_R$ and $r = r_R$ for notational clarity. These conditions allow us to tile Λ_R with mesoscopic cubes of side length $r + 4a$ which in turn can be tiled by microscopic cubes of side length a (although we emphasise that a is large, so is only microscopic with respect to R), see Figure 1. We define

$$\chi_R := \Lambda_R \cap (r + 4a)(1/2 + \mathbb{Z})^d \quad \text{and} \quad U_R = \overline{\Lambda_R \setminus \bigcup_{x \in \chi_R} x + \Lambda_r}$$

to be the set of centres of mesoscopic cubes and the (closed) region that is left when removing all mesoscopic cubes respectively. We note that all of the boundaries of the mesoscopic and microscopic cubes are contained in a -planes, so that any topological functionals defined using these cubes will be measurable with respect to the stratification $\mathcal{F}_R^{(a)}$ defined prior to Lemma 3.12.

Proposition 4.1. *Suppose that the sequences $(a_R)_{R \geq 1}$ and $(r_R)_{R \geq 1}$ satisfy (4.8). Let f satisfy Assumptions 2.1 and 2.3 and Φ be either a bounded excursion/level set functional or the Euler characteristic, then as $R \rightarrow \infty$*

$$\text{Var} \left[\Phi(\Lambda_R) - \sum_{x \in \chi_R} \Phi(x + \Lambda_r) \right] = o(R^d).$$

Proof. We first assume that Φ is a bounded excursion/level-set functional. Recall that Φ is defined in (3.11) as the sum of $\varphi(E)$ where E is taken to be a component of $\{f \geq \ell\}$ (or $\{f = \ell\}$) contained in Λ_R . We can partition such components into the following categories: 1) components contained in $x + \Lambda_r$ for some $x \in \chi_R$, 2) components contained in U_R , 3) components contained in Λ_R which intersect ∂U_R and also

intersect two parallel a -planes, 4) components contained in Λ_R which intersect ∂U_R but do not intersect two parallel a -planes. Observe that components in the final case must be contained in $x + \overline{\Lambda_{r+2a} \setminus \Lambda_{r-2a}}$ for some $x \in \chi_R$. We express this partition as

$$(4.9) \quad \Phi(\Lambda_R) = \sum_{x \in \chi_R} \Phi(x + \Lambda_r) + \underbrace{\Phi(U_R)}_{=: A_R} + \underbrace{\Phi(>a)(\Lambda_R, \partial U_R)}_{=: B_R} + \underbrace{\sum_{x \in \chi_R} \Phi(<a)(x + \overline{\Lambda_{r+2a} \setminus \Lambda_{r-2a}}, x + \partial \Lambda_r)}_{=: C_R}$$

where we recall that $\Phi(>a)$ and $\Phi(<a)$ denote contributions from components which do or do not intersect parallel a -planes respectively and $\Phi(D, F)$ denotes the contribution from components contained in D which intersect F . To prove the proposition, for excursion/level-set functionals, it is enough to bound the variance of each of the last three terms on the right-hand side of (4.9).

By quasi-association (Corollary 3.8) and integrability of the covariance function (Assumption 2.3)

$$(4.10) \quad \text{Var}[A_R] \leq C \int_{U_R^{+2} \times U_R^{+2}} \tilde{K}(x - y) dx dy \leq C |U_R^{+2}| \int_{\mathbb{R}^d} \tilde{K}(x) dx \leq C' \frac{a}{r} R^d$$

where $C, C' > 0$ are independent of R and the final inequality can be justified by dividing U_R into $(R/(r + 4a))^d$ regions which are translations of $\overline{\Lambda_{r+4a} \setminus \Lambda_r}$, each of which has d -dimensional Lebesgue measure at most $c_d r^{d-1} a$. Defining

$$\mathbb{A} = \overline{\Lambda_{r+2a} \setminus \Lambda_{r-2a}} \quad \text{and} \quad C_R(x) = \Phi(<a)(x + \mathbb{A}, x + \partial \Lambda_r),$$

and using quasi-association once more

$$(4.11) \quad \begin{aligned} \text{Var}[C_R] &= \sum_{x, y \in \chi_R} \text{Cov}[C_R(x), C_R(y)] = \sum_{x, y \in \chi_R} \int_{(x + \mathbb{A}^{+2}) \times (y + \mathbb{A}^{+2})} \tilde{K}(x - y) dx dy \\ &\leq |\chi_R| |\mathbb{A}^{+2}| \int_{\mathbb{R}^d} \tilde{K}(x) dx \leq C \frac{a}{r} R^d. \end{aligned}$$

Turning to B_R , by the covariance formula (Theorem 3.7)

$$(4.12) \quad \text{Var}[B_R] = \int_{(\mathcal{F}_R^{(a)})^2} K(x - y) \int_0^1 \mu_{x,y}^t(d_x \Phi(>a)(\Lambda_R, \partial U_R, f) d_y^t \Phi(>a)(\Lambda_R, \partial U_R, f^t)) dt dx dy.$$

We recall that $\mathcal{F}_R^{(a)}$ can be thought of as the stratification induced by dividing Λ_R into $(R/a)^d$ cubes of side length a . In particular for each $k \in \{0, 1, \dots, d\}$ this stratification contains at most $c_d (R/a)^d$ strata of dimension k , each of which has k -dimensional measure at most $c_d a^k$. Using the fact that $\Phi^{(a)}$ is Lipschitz with the same constant as Φ and the bound on pivotal measures from Proposition 3.6, by (4.12) we see that

$$(4.13) \quad \begin{aligned} \text{Var}[B_R] &= \int_{\Lambda_{R-2a}^2} K(x - y) \int_0^1 \mu_{x,y}^t(d_x \Phi(>a)(\Lambda_R, \partial U_R, f) d_y^t \Phi(>a)(\Lambda_R, \partial U_R, f^t)) dt dx dy \\ &\quad + O(R^{d-1} a + R^d a^{-1}) \end{aligned}$$

where the implicit constant may depend on K and Φ . By Lemma 3.12 the integral term above is bounded in absolute value by

$$(4.14) \quad \begin{aligned} \|\Phi\|_{\text{Lip}}^2 \int_{\Lambda_{R-a}^2} |K(x - y)| \int_0^1 \mu_{x,y}^t(\mathbb{1}_{\text{Arm}(x, a/2)} + \mathbb{1}_{\text{Arm}^t(y, a/2)}) dt dx dy \\ \leq \|\Phi\|_{\text{Lip}}^2 R^d \int_{\mathbb{R}^d} |K(x)| \int_0^1 \mu_{x,0}^t(\mathbb{1}_{\text{TArm}_x(a/2)} + \mathbb{1}_{\text{TArm}_0^t(a/2)}) dt dx \end{aligned}$$

where the second line follows from stationarity. As argued following (4.7), this expression is $o(R^d)$ as $R \rightarrow \infty$, which, combined with (4.9), (4.10) and (4.11) completes the proof for bounded excursion/level-set functionals.

Suppose now that Φ is the Euler characteristic. By additivity of the Euler characteristic (Lemma 3.15)

$$\Phi(\Lambda_R) = \sum_{x \in \chi_R} \Phi(x + \Lambda_r) + \Phi(U_R) - \sum_{x \in \chi_R} \Phi(x + \partial \Lambda_r).$$

The proof that $\text{Var}[\Phi(U_R)] \leq C R^d a / r$ for bounded excursion/level-set functionals is equally valid in this case: note that the only property of Φ used in the proof was that it is a Lipschitz topological functional, which is also true of the Euler characteristic courtesy of Lemma 3.13. The remaining term can be

controlled using the same argument used to show that $\text{Var}[C_R] \leq C(a/r)R^d$, the only difference is that the integrals are taken over smaller domains (i.e. fewer strata) which results in a lower order bound. \square

Proof of Theorem 2.5 (distributional CLT). For a random variable X and $t \in \mathbb{R}$, we let $\varphi_t(X) = \mathbb{E}[e^{itX}]$ denote its characteristic function and we recall that $\bar{X} = X - \mathbb{E}[X]$ and $\tilde{\Phi}_R = R^{-d/2}\bar{\Phi}_R$. Letting $e_R := \Phi(\Lambda_R) - \sum_{x \in \chi_R} \Phi(x + \Lambda_r)$ and applying the inequality $|e^{iu} - e^{iv}| \leq |u - v|$ for $u, v \in \mathbb{R}$, we have

$$(4.15) \quad \left| \varphi_t(\tilde{\Phi}_R) - \varphi_t\left(R^{-d/2}\left(\sum_{x \in \chi_R} \bar{\Phi}(x + \Lambda_r)\right)\right) \right| \leq \frac{|t|}{R^{d/2}} \mathbb{E}[|e_R - \mathbb{E}[e_R]|] \leq |t| \left(\frac{\text{Var}[e_R]}{R^d}\right)^{1/2} \rightarrow 0,$$

as $R \rightarrow \infty$, by Proposition 4.1.

We now choose some ordering \prec (e.g. lexicographic) on points in χ_R . By repeated use of the triangle inequality, the bound $|e^{it}| \leq 1$ and quasi-association (Corollary 3.8)

$$(4.16) \quad \begin{aligned} & \left| \varphi_t\left(R^{-d/2}\left(\sum_{x \in \chi_R} \bar{\Phi}(x + \Lambda_r)\right)\right) - \prod_{x \in \chi_R} \varphi_t(R^{-d/2}(\bar{\Phi}(x + \Lambda_r))) \right| \\ & \leq \sum_{x \in \chi_R} \left| \text{Cov}\left[\exp(itR^{-d/2}\bar{\Phi}(x + \Lambda_r)), \prod_{z \prec x} \exp(itR^{-d/2}\bar{\Phi}(z + \Lambda_r))\right] \right| \\ & \leq \sum_{x \in \chi_R} \|\Phi\|_{\text{Lip}}^2 \frac{|t|^2}{R^d} \int_{\Lambda_{r+2} \times (\mathbb{R}^d \setminus \Lambda_{r+4a-2})} \tilde{K}(x - y) \, dx dy \\ & \leq \|\Phi\|_{\text{Lip}}^2 |t|^2 \int_{\mathbb{R}^d \setminus \Lambda_a} \tilde{K}(y) \, dy \rightarrow 0 \quad \text{as } R \rightarrow \infty. \end{aligned}$$

Combining (4.15) and (4.16), the theorem will follow if we can show that, as $R \rightarrow \infty$

$$(4.17) \quad \prod_{x \in \chi_R} \mathbb{E}[\exp(itR^{-d/2}(\bar{\Phi}(x + \Lambda_r)))] \rightarrow \exp(-\sigma^2 t^2 / 2).$$

Using the elementary inequality

$$e^{iu} = 1 + iu - u^2/2 + \mathcal{R}(u) \quad \text{for } u \in \mathbb{R} \text{ where } |\mathcal{R}(u)| \leq |u|^3,$$

stationarity of f and the fact that $\bar{\Phi}$ is centred, the left hand side of (4.17) can be expressed as

$$\left(1 - (r/R)^d \frac{t^2 \text{Var}[\Phi_r]}{r^d} + \mathbb{E}[\mathcal{R}(tR^{-d/2}\bar{\Phi}_r)]\right)^{(R/(r+4a))^d}.$$

If α_n is a sequence in \mathbb{C} converging to α , then, by a standard analytic argument, $(1 + \alpha_n/n)^n \rightarrow e^\alpha$. Applying this to the above expression, recalling that $a = o(r)$, to establish (4.17) it is sufficient that

$$\frac{\text{Var}[\Phi_r]}{r^d} \rightarrow \sigma^2 \quad \text{and} \quad (R/r)^d \mathbb{E}[\mathcal{R}(tR^{-d/2}\bar{\Phi}_r)] \rightarrow 0$$

as $R \rightarrow \infty$. The former statement holds by the first part of Theorem 2.5. Turning to the latter statement; using our bounds in terms of the number of critical points (Lemma 3.4 and Lemma 3.5)

$$(R/r)^d \mathbb{E}[\mathcal{R}(tR^{-d/2}\bar{\Phi}_r)] \leq |t|^3 r^{-d} R^{-d/2} \mathbb{E}[|\bar{\Phi}_r|^3] \leq C|t|^3 r^{2d} R^{-d/2}.$$

Choosing $r < R^{1/5}$ ensures that this tends to zero as $R \rightarrow \infty$, verifying the second statement above and so completing the proof of the theorem. \square

Our proof of the almost sure CLT adapts arguments from [34, 42] for sums of stationary, associated random variables. We also refer the reader to [24] which establishes an almost sure CLT for local functionals of smooth Gaussian fields using a very different method of proof.

Proof of Theorem 2.5 (almost sure CLT). Let $F : \mathbb{R} \rightarrow \mathbb{R}$ be Lipschitz continuous and define

$$S_R = \frac{1}{\log R} \int_1^R r^{-1} F(\tilde{\Phi}_r) \, dr.$$

For $r < s$, by quasi-association (Corollary 3.8)

$$|\text{Cov}[F(\tilde{\Phi}_r), F(\tilde{\Phi}_s)]| \leq C(rs)^{-d/2} \|F\|_{\text{Lip}}^2 \|\Phi\|_{\text{Lip}}^2 \int_{\Lambda_{r+2} \times \Lambda_{s+2}} \tilde{K}(x - y) \, dx dy \leq C' r^{d/2} s^{-d/2}$$

for $C, C' > 0$ independent of r and s . Hence

$$\text{Var}[S_R] \leq \frac{2C'}{(\log R)^2} \int_1^R \int_1^s r^{d/2-1} s^{-1-d/2} \, dr ds \leq \frac{C''}{\log R}.$$

We now define the sequence $R_n := e^{n^2}$ so that, by Chebyshev's inequality, for any $\epsilon > 0$

$$\sum_{n=1}^{\infty} \mathbb{P}(|S_{R_n} - \mathbb{E}[S_{R_n}]| > \epsilon) \leq \epsilon^{-2} \sum_{n=1}^{\infty} \text{Var}[S_{R_n}] \leq C'' \epsilon^{-2} \sum_{n=1}^{\infty} \frac{1}{n^2} < \infty$$

and hence, by Borel-Cantelli, $S_{R_n} - \mathbb{E}[S_{R_n}] \rightarrow 0$ almost surely as $n \rightarrow \infty$.

We next observe that $|F(\tilde{\Phi}_r)| \leq |F(0)| + \|F\|_{\text{Lip}} |\tilde{\Phi}_r|$ which is uniformly integrable (over $r \geq 1$) by the variance asymptotics of Theorem 2.5. By the continuous mapping theorem and the distributional convergence in Theorem 2.5, $F(\tilde{\Phi}_r)$ converges in distribution, as $r \rightarrow \infty$, to $F(Z)$ where $Z \sim \mathcal{N}(0, \sigma^2)$. Hence by Vitali's convergence theorem $\mathbb{E}[F(\tilde{\Phi}_r)] \rightarrow \mathbb{E}[F(Z)]$. By an elementary argument

$$\mathbb{E}[S_R] = \frac{\int_1^R r^{-1} \mathbb{E}[F(\tilde{\Phi}_r)] dr}{\int_1^R r^{-1} dr} \rightarrow \mathbb{E}[F(Z)] \quad \text{as } R \rightarrow \infty,$$

and so we conclude that $S_{R_n} \rightarrow \mathbb{E}[F(Z)]$ almost surely as $n \rightarrow \infty$.

It remains to control behaviour of S_R away from the subsequence R_n . By the triangle inequality

$$(4.18) \quad \sup_{R \in [R_n, R_{n+1}]} |S_R - S_{R_n}| \leq \sup_{R \in [R_n, R_{n+1}]} \left| S_R - \frac{\log R_n}{\log R} S_{R_n} \right| + \left| \frac{\log R_n}{\log R_{n+1}} - 1 \right| |S_{R_n}|.$$

Since the sequence $|S_{R_n}|$ is bounded almost surely and recalling that $R_n = e^{n^2}$, we see that the second term on the right-hand side above tends to zero almost surely. The first term on the right-hand side is bounded by

$$(4.19) \quad \frac{1}{\log R_n} \int_{R_n}^{R_{n+1}} r^{-1} |F(\tilde{\Phi}_r)| dr \leq \frac{1}{\log R_n} (\log(R_{n+1}) S'_{R_{n+1}} - \log(R_n) S'_{R_n})$$

where S'_R is defined as the analogue of S_R with $|F|$ instead of F . Our previous subsequential arguments apply equally well to $|F|$ and so $S'_{R_n} \rightarrow \mathbb{E}[|F(Z)|]$ almost surely as $n \rightarrow \infty$. Hence (4.19) and (4.18) both converge to zero almost surely as $n \rightarrow \infty$, completing the proof of the theorem. \square

5. QUANTITATIVE LIMIT THEOREMS

In this section, we prove the quantitative central limit theorem for topological functionals (Theorem 2.8).

5.1. Variance asymptotics. We begin by establishing the following rate of convergence for the normalised variance of topological functionals which we then use as an input to the quantitative CLT.

Theorem 5.1. *Let f satisfy Assumptions 2.1 and 2.6 for some $\beta > d$ and $\ell \in \mathbb{R}$. If Φ is the Euler characteristic, then there exists $C, \sigma > 0$ such that for all $R \geq 1$*

$$(5.1) \quad |\text{Var}[\tilde{\Phi}_R] - \sigma^2| \leq CR^{-\eta}$$

where $\eta = \frac{\beta-d}{\beta-d+1}$.

If Φ is a bounded excursion/level-set functional and f also satisfies Assumption 2.7 at level ℓ , then (5.1) holds with

$$\eta = \begin{cases} \frac{\beta-d}{\beta-d+1} & \text{if } d < \beta \leq \frac{2d(d+1)}{2d+1} \\ \frac{\beta}{\beta+2d+2} & \text{if } \frac{2d(d+1)}{2d+1} < \beta. \end{cases}$$

We recall that the variance asymptotics in Theorem 2.5 were established using the covariance formula for topological functionals and a stabilisation argument (the reader may find it helpful to look over the argument at this point). Assuming some uniform convergence of the covariance function (such as that in Assumption 2.6), most of the error terms in this argument were already made quantitative, with the only exception being the term in (4.7) controlling the rate of stabilisation. For the Euler characteristic, this quantity is zero, and so quantitative variance convergence (i.e., the conclusion of Theorem 5.1) is immediate. For bounded excursion/level-set functionals, we require control over the measure (under $\mu_{x,y}^t$) of truncated arm events. In this subsection, we obtain the following bound:

Proposition 5.2. *Let f satisfy Assumptions 2.1 and 2.6. Suppose $\ell \in \mathbb{R}$ is chosen so that Assumption 2.7 holds, then there exists $C > 0$ such that for all $R \geq 1$*

$$\int_{\mathbb{R}^d} |K(x)| \int_0^1 \mu_{x,0}^t (\mathbb{1}_{\text{TArm}_x(R)} + \mathbb{1}_{\text{TArm}_0^t(R)}) dt dx < CR^{-\beta/(2d+2)}.$$

Given this bound, the proof of Theorem 5.1 is straightforward:

Proof of Theorem 5.1. Assuming that Φ is the Euler characteristic, from the proof of the first part of Theorem 2.5, we see that for some $C > 0$ and all R sufficiently large

$$|\text{Var}[\tilde{\Phi}_R] - \sigma^2| \leq C \left(\frac{1}{R} + \frac{r}{R} + \int_{\mathbb{R}^d \setminus \Lambda_r} |K(x)| dx \right) \leq C'(r/R + r^{-\beta+d})$$

using Assumption 2.6 for the final inequality. Choosing $r = R^{1/(\beta-d+1)}$ ensures that (5.1) is satisfied.

Supposing now that Φ is a bounded excursion/level-set functional, from the proof of the first part of Theorem 2.5 we see that we must control the extra error term

$$\int_{\mathbb{R}^d} |K(x)| \int_0^1 \mu_{x,0}^t (\mathbb{1}_{\text{TArm}_x(r)} + \mathbb{1}_{\text{TArm}_0^t(r)}) dt dx.$$

Hence by Proposition 5.2, for our choice of level ℓ

$$|\text{Var}[\tilde{\Phi}_R] - \sigma^2| \leq C'(r/R + r^{-\beta+d} + r^{-\beta/(2d+2)}).$$

For $d < \beta \leq 2d(d+1)/(2d+1)$, we have $\beta - d \leq \beta/(2d+2)$ and so we may choose $r = R^{1/(\beta-d+1)}$ as before. For $\beta > 2d(d+1)/(2d+1)$ we set $r = R^{(2d+2)/(\beta+2d+2)}$ which yields the required bound. \square

Remark 5.3. If we weaken the conditions of this theorem to assume only that f satisfies an arm bound with exponent $\gamma > d$ then the same proof shows that (5.1) holds with some explicit exponent η . The precise value depends on the relative magnitudes of β and γ . We state the theorem only under the stronger assumption of super-polynomial decay to keep the conclusion simple.

We turn to the proof of Proposition 5.2. We need to bound the measure of arm events under $\mu_{x,0}^t$, which essentially reduces to controlling arm events for the field f conditioned on

$$A_{x,0}^t = \{f(x) = f^t(0) = \ell, \nabla f(x) = \nabla f^t(0) = 0\}.$$

Our strategy is to couple the conditioned and unconditioned fields, which intuitively should be similar far away from x and 0 , and show that an arm event for the conditioned field implies a slightly different arm event for the unconditioned field at a nearby level, with high probability.

Our first lemma establishes the occurrence of an arm event away from two given points (in the supercritical regime). For two sets $A, B \subset \mathbb{R}^d$, we say that A surrounds B if B is contained in a bounded component of $\mathbb{R}^d \setminus B$. We recall that for a function g and level ℓ , $\{g \geq \ell\}_{<\infty}$ denotes the union of all bounded components of $\{g \geq \ell\}$.

Lemma 5.4. *Let $\ell \in \mathbb{R}$, $y, z \in \mathbb{R}^d$, $g \in \text{Morse}_y(\mathbb{R}^d, \ell)$ and $R \geq 10$. If $B(y, 1) \xleftrightarrow{\{g \geq \ell\}_{<\infty}} \partial B(y, R)$, then there exists a connected component of $\{g \leq \ell\} \setminus (B(y, R/20) \cup B(z, R/20))$ which has diameter at least $R/20$ and intersects or surrounds either $\partial B(y, R/20)$ or $\partial B(z, R/20)$.*

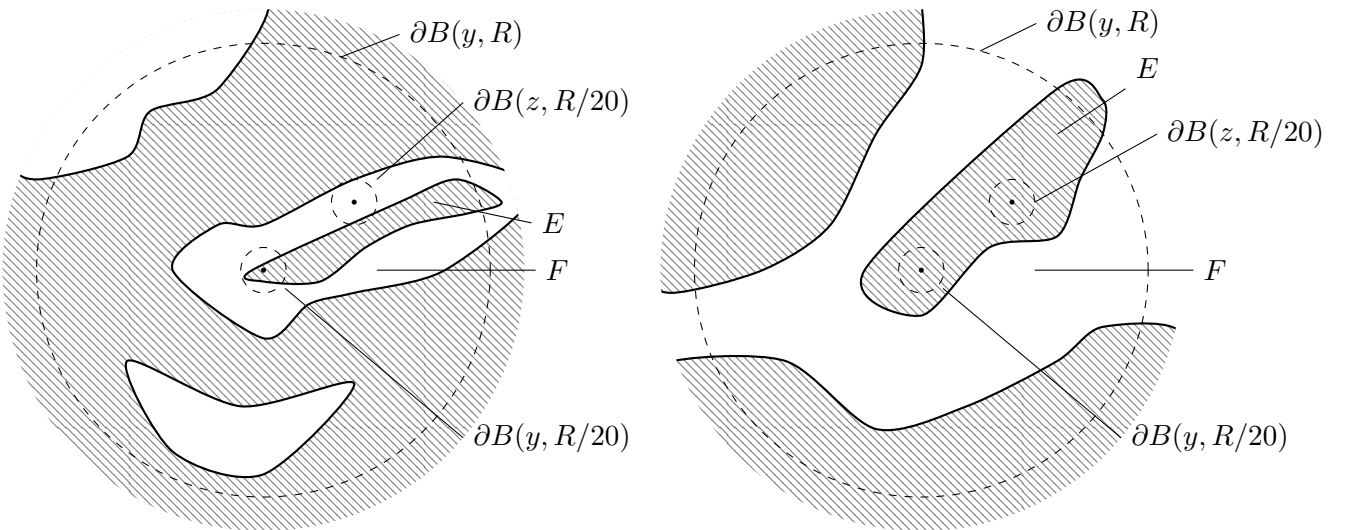


FIGURE 3. Two possible configurations of arm events illustrating Lemma 5.4. The shaded region represents the excursion set $\{g \geq \ell\}$.

Proof. Let E denote a bounded component of $\{g \geq \ell\}$ which intersects $B(y, 1)$ and has diameter at least $R/2 - 1$. Since E is bounded, it must be surrounded by a component F of $\{g < \ell\}$ (see Figure 3). Hence F must either intersect or surround $B(y, 1)$ and must have diameter at least $R/2 - 1$. We may therefore choose $u \in F$ such that $\partial B(u, R/2 - 1)$ intersects F . Then for some $a_1, a_2 > 0$ we have

$$B(y, R/20) \subset A(u, a_1, a_1 + R/20) \quad \text{and} \quad B(z, R/20) \subset A(u, a_2, a_2 + R/20)$$

where $A(u, r_1, r_2)$ denotes the closed annulus centred at u with inner radius r_1 and outer radius r_2 . By considering the different possible relative magnitudes of a_1 and a_2 , it follows easily that F must contain a path of diameter at least $R/20$ which does not intersect these two annuli. Let F' denote the component of $F \setminus (B(y, R/20) \cup B(z, R/20))$ which contains this path. If F does not intersect $B(y, R/20) \cup B(z, R/20)$, then $F' = F$ which must therefore surround $B(y, R/20)$. Otherwise F must intersect $\partial B(y, R/20) \cup \partial B(z, R/20)$. In either case F satisfies the requirements of the statement. \square

Our next result controls the degeneracy imposed by the event $A_{x,0}^t$ as $t \rightarrow 1$ and $x \rightarrow 0$. This degeneracy results in a bigger difference between our conditioned and unconditioned fields.

Lemma 5.5. *Let f satisfy Assumption 2.1 then for all $y, z \in \mathbb{R}^d$ and $t \in [0, 1]$*

$$\det \text{Cov}[f(y), f^t(z), \nabla f(y), \nabla f^t(z)] \geq I(t, |y - z|)$$

where

$$(5.2) \quad I(t, a) := \begin{cases} \bar{c} & \text{if } |a| \geq 1 \\ \bar{c} \max\{\sqrt{1-t}, |a|\}^{2d} (1-t) & \text{if } |a| < 1, \end{cases}$$

and $\bar{c} > 0$ depends only on the distribution of f . Moreover there exists $C > 0$ such that for all $y, z \in \mathbb{R}^d$

$$\mathbb{E}[|\det \nabla^2 f(y)|^2 |\det \nabla^2 f^t(z)|^2 \mid A_{y,z}^t] < C(1 + \ell^{4d})$$

where

$$A_{y,z}^t := \{f(y) = f^t(z) = \ell, \nabla f(y) = \nabla f^t(z) = 0\}.$$

Proof. The two statements are special cases of Lemma 6 and Lemma 7 respectively of [9]. \square

Proof of Proposition 5.2. For $t \in [0, 1]$ and $y, z \in \mathbb{R}^d$, we let $\tilde{f}_{y,z}^t$ denote the field f conditioned on the event $A_{y,z}^t$. Applying Hölder's inequality to the definition of the pivotal measure in (3.2), using Lemma 5.5 and the fact that $\phi_{y,z}^t$ is a Gaussian density we have

$$(5.3) \quad \begin{aligned} \mu_{y,z}^t(\mathbb{1}_{\text{TArm}_y(R)}) &\leq \mathbb{E}[|\det \nabla^2 f(y)|^2 |\det \nabla^2 f^t(z)|^2 \mid A_{y,z}^t]^{1/2} \mathbb{P}(\tilde{f}_{y,z}^t \in \text{TArm}_y(R))^{1/2} \phi_{y,z}^t \\ &\leq CI(t, y - z)^{-1/2} \mathbb{P}(\tilde{f}_{y,z}^t \in \text{TArm}_y(R))^{1/2} \end{aligned}$$

We now consider separately the subcritical and supercritical values of ℓ (i.e., the two possible cases of Assumption 2.7). By stationarity and the union bound, for any $\delta > 0$

$$(5.4) \quad \begin{aligned} \mathbb{P}(\tilde{f}_{y,z}^t \in \text{TArm}_y(R)) &= \mathbb{P}(\tilde{f}_{0,z-y}^t \in \text{TArm}_0(R)) \\ &\leq \mathbb{P}\left(\partial B(0, r_1) \xleftrightarrow{\ell \geq \ell - \delta} \partial B(0, r_2)\right) + \mathbb{P}\left(\sup_{r_1 \leq |w| \leq r_2} |\tilde{f}_{0,z-y}^t(w) - f(w)| \geq \delta\right) \end{aligned}$$

where

$$(r_1, r_2) := \begin{cases} (R/8, R/4) & \text{if } |z - y| \geq R/2 \\ (3R/4, R) & \text{if } |z - y| < R/2. \end{cases}$$

Suppose now that the first case of Assumption 2.7 holds (the subcritical case). Then by choosing $\delta > 0$ sufficiently small and using the union bound, the first term on the right-hand side of (5.4) decays super-polynomially in R . Turning to the final term, by Gaussian regression, letting $u = z - y$

$$\tilde{f}_{0,u}^t(w) - f(w) = \text{Cov}[f(w), V_u^t] \text{Cov}[V_u^t]^{-1} (v_\ell - V_u^t)^T$$

where the superscript T denotes transpose,

$$V_u^t := (f(0), f^t(u), \nabla f(0), \nabla f^t(u)) \quad \text{and} \quad v_\ell = (\ell, \ell, 0, 0) \in \mathbb{R}^{2+2d}.$$

By Lemma 5.5, $\|\text{Cov}[V_u^t]^{-1}\|_\infty \leq CI(t, u)^{-1}$ for $C > 0$ depending only on the distribution of f . By Assumption 2.6, there exists $C', C'' > 0$, independent of u , such that for $r_1 \leq |w| \leq r_2$

$$\|\text{Cov}[f(w), V_u^t]\|_\infty \leq C'(1 + |w|)^{-\beta} + C'(1 + |u - w|)^{-\beta} \leq C''R^{-\beta}.$$

Combining these last three observations with the standard Gaussian tail inequality applied to the vector V_u^t , there exists $c_1, c_2 > 0$ (depending on ℓ, δ and the distribution of f) such that for $R \geq 1$

$$(5.5) \quad \mathbb{P}\left(\sup_{r_1 \leq |w| \leq r_2} |\tilde{f}_{0,u}^t(w) - f(w)| \geq \delta\right) \leq \mathbb{1}_{I(t,u)^{-1} \geq c_2 R^\beta} + c_1 \exp(-c_2 R^{2\beta} I(t,u)^2).$$

By increasing c_1 if necessary, we conclude that in the subcritical case, for any $\gamma > 0$ there exists $C_\gamma > 0$ such that

$$(5.6) \quad \mathbb{P}(\tilde{f}_{y,z}^t \in \text{TArm}_y(R)) \leq C_\gamma R^{-\gamma} + c_1 \exp(-c_2 R^{2\beta} I(t,u)^2).$$

Turning to the second (super-critical) case of Assumption 2.7, by Lemma 5.4, if $\tilde{f}_{y,z}^t \in \text{TArm}_y(R)$ then there must exist a component of $\{\tilde{f}_{y,z}^t \leq \ell\} \setminus (B(y, R/20) \cup B(z, R/20))$ of diameter at least $R/20$ which intersects or surrounds at least one of $\partial B(y, R/20)$ and $\partial B(z, R/20)$. Letting $\partial B(w, r)^+$ denote the points of \mathbb{Z}^d within unit distance of $\partial B(w, r)$, by the union bound

$$(5.7) \quad \begin{aligned} \mathbb{P}(\tilde{f}_{y,z}^t \in \text{TArm}_y(R)) &\leq \mathbb{P}\left(\sup_{w \notin B(y, R/20) \cup B(z, R/20)} |\tilde{f}_{0,z-y}^t(w) - f(w)| \geq \delta\right) \\ &+ \sum_{v \in \{y,z\}} \sum_{j=\lfloor R/20 \rfloor}^{\infty} \sum_{w \in \partial B(v,j)^+} \mathbb{P}\left(w + \Lambda_1 \xleftrightarrow{\{f \leq \ell + \epsilon\}} w + \partial \Lambda_{\max\{j-R/20, R/20\}}\right). \end{aligned}$$

By Assumption 2.7, for any $\gamma > 0$ the sum on the right-hand side is bounded above by

$$C_\gamma \sum_{j=\lfloor R/20 \rfloor} j^{d-1} \max\{j - R/20, R/20\}^{-\gamma} \leq C'_\gamma R^{d-\gamma}.$$

The first term on the right-hand side of (5.7) can be controlled using an argument identical to that used to derive (5.6). We conclude that (5.6) also holds in the super-critical case.

We now observe that for a given $t \in [0, 1]$, (f, f^t) has the same distribution as (f^t, f) , which implies that

$$\mu_{x,0}^t(\mathbb{1}_{\text{TArm}_0^t(R)}) = \mu_{0,x}^t(\mathbb{1}_{\text{TArm}_0(R)}).$$

Combining this with (5.3), (5.6) and the bounds on the pivotal intensity in Proposition 3.6, we have

$$(5.8) \quad \begin{aligned} &\int_{\mathbb{R}^d} |K(x)| \int_0^1 \mu_{x,0}^t(\mathbb{1}_{\text{TArm}_x(R)} + \mathbb{1}_{\text{TArm}_0^t(R)}) dt dx \\ &\leq C_\gamma R^{-\gamma/2} \int_{\mathbb{R}^d} |K(x)| \int_0^1 I(t, x)^{-1/2} dt dx \\ &+ C \int_{\mathbb{R}^d} |K(x)| \int_0^1 \underbrace{I(t, x)^{-1/2} \exp(-(c_2/2) R^{2\beta} I(t, x)^2)}_{:= \hat{I}(t, x)} dt dx \end{aligned}$$

and it remains to bound the two integral terms, which can be done using elementary methods as follows.

Using the definition of $I(t, x)$ in (5.2) and the bound $|K| \leq 1$

$$\begin{aligned} \int_{\mathbb{R}^d} |K(x)| \int_0^1 I(t, x)^{-1/2} dt dx &\leq C \left(\int_{|x| \geq 1} |K(x)| dx + \int_{|x| \leq 1} \int_0^{1-|x|^2} (1-t)^{-\frac{d+1}{2}} dt dx \right. \\ &\quad \left. + \int_0^1 (1-t)^{-1/2} \int_{|x| \geq \sqrt{1-t}} |x|^{-d} dx dt \right) \end{aligned}$$

which is finite by integrability of K and evaluating the elementary integrals. Similarly, from the definition of $I(t, x)$, there exists $C, c > 0$ such that

$$\int_{|x| \geq 1} |K(x)| \int_0^1 \hat{I}(t, x) dt dx \leq C \int_{\mathbb{R}^d} |K(x)| dx \exp(-cR^{2\beta}).$$

Using the substitution $s = R^{\beta/(d+1)}(1-t)$,

$$\begin{aligned} \int_{|x| \leq 1} |K(x)| \int_0^{1-|x|^2} \hat{I}(t, x) dt dx &\leq C \int_0^1 \int_{|x| \leq \sqrt{1-t}} dx (1-t)^{-(d+1)/2} \exp(-cR^{2\beta}(1-t)^{2d+2}) dt \\ &= C' R^{-\beta/(2d+2)} \int_0^{R^{\beta/(d+1)}} s^{-1/2} \exp(-cs^{2d+2}) ds \leq C'' R^{-\frac{\beta}{2d+2}}. \end{aligned}$$

Bounding K and the exponential term by one and using the substitution $s = 1 - t$, we have

$$\int_{|x| \leq R^{-\frac{\beta}{2d+2}}} |K(x)| \int_{1-|x|^2}^1 \hat{I}(t, x) dt dx \leq C \int_{|x| \leq R^{-\frac{\beta}{2d+2}}} |x|^{-d} \int_0^{|x|^2} s^{-1/2} ds dx \leq C' R^{-\frac{\beta}{2d+2}}.$$

Finally, using the bound $|K| \leq 1$ and the substitution $s = R^\beta |x|^{2d}(1 - t)$,

$$\begin{aligned} \int_{R^{-\frac{\beta}{2d+2}} \leq |x| \leq 1} |K(x)| \int_{1-|x|^2}^1 \hat{I}(t, x) dt dx \\ = C \int_{R^{-\frac{\beta}{2d+2}} \leq |x| \leq 1} |x|^{-d} \int_{1-|x|^2}^1 (1-t)^{-1/2} \exp(-cR^{2\beta}|x|^{4d}(1-t)^2) ds dx \\ \leq C' R^{-\frac{\beta}{2}} \int_{R^{-\frac{\beta}{2d+2}} \leq |x| \leq 1} |x|^{-2d} dx \int_0^\infty s^{-1/2} \exp(-cs^2) ds \leq C'' R^{-\frac{\beta}{2d+2}} \end{aligned}$$

where the final bound follows from evaluating the integral over x in spherical coordinates. Combining the last five equations with (5.8) completes the proof of the proposition. \square

Remark 5.6. In the above proof, we made use of the arm decay estimates for f in Assumption 2.7 to bound the truncated arm probability for the conditioned field $\tilde{f}_{y,z}^t$ (see (5.6)). As mentioned in the introduction, Assumption 2.7 does not hold at all non-critical levels for $d \geq 3$, rather it holds for $|\ell| > \ell_c$ which in general is non-zero. One could instead try to directly bound the truncated arm probability for the conditioned field $\tilde{f}_{y,z}^t$, which one would expect to decay super-polynomially at all non-critical levels.

5.2. Quantitative CLT. We now turn to the quantitative central limit theorem for topological functionals (Theorem 2.8). Our argument is based on the classical Berry-Esséen inequality. We recall that for $t \in \mathbb{R}$ and a random variable X , we denote $\varphi_t(X) := \mathbb{E}[e^{itX}]$.

Theorem 5.7 (Berry-Esséen inequality). *Let X and Y be random variables such that Y has a continuous probability density function ρ_Y . Then for any $T > 0$*

$$d_{\text{Kol}}(X, Y) \leq \frac{1}{\pi} \int_{-T}^T \left| \frac{\varphi_t(X) - \varphi_t(Y)}{t} \right| dt + \frac{24}{\pi T} \sup_{s \in \mathbb{R}} \rho_Y(s).$$

Our proof of the distributional CLT in Theorem 2.5 showed convergence of the characteristic function of $\tilde{\Phi}_R$ to that of a Gaussian variable. To use the Berry-Esséen inequality, we must quantify this convergence, which requires two more inputs. The first is an elementary estimate for i.i.d. sums:

Lemma 5.8. *Let X_1, \dots, X_n be independent, identically distributed, centred random variables with finite third moments and let $S_n = \sum_{i=1}^n X_i$. Then for $|t| \leq \sqrt{n} \text{Var}[X_1]/(4\mathbb{E}[|X_1|^3])$ we have*

$$\left| \varphi_t\left(\frac{S_n}{\sqrt{n}}\right) - \exp\left(-\frac{t^2 \text{Var}[X_1]}{2}\right) \right| \leq \frac{16|t|^3}{\sqrt{n}} \mathbb{E}[|X_1|^3] \exp\left(-\frac{t^2 \text{Var}[X_1]}{3}\right).$$

Proof. Let $v := \text{Var}[X_1]$, $\tau := \mathbb{E}[|X_1|^3]$ and let Y be independent of X_1 and have the same distribution. We first suppose that

$$(5.9) \quad \frac{n^{1/6}}{2\tau^{1/3}} \leq |t| \leq \frac{v\sqrt{n}}{4\tau}.$$

By Taylor's theorem, for some $\theta \in (-1, 1)$,

$$\left| \varphi_t\left(\frac{X_1}{\sqrt{n}}\right) \right|^2 = \varphi_t\left(\frac{X_1 - Y}{\sqrt{n}}\right) = 1 - \frac{t^2}{2!n} \mathbb{E}[(X_1 - Y)^2] + \theta \frac{t^3}{3!n^{3/2}} \mathbb{E}[|X_1 - Y|^3] \leq \exp\left(\frac{-vt^2}{n} + \frac{4|t|^3\tau}{3n^{3/2}}\right)$$

where we have used the elementary inequality $1 + x \leq e^x$. Then using independence of X_1, \dots, X_n , the triangle inequality and the second inequality of (5.9)

$$|\varphi_t(S_n/\sqrt{n}) - \exp(-vt^2/2)| \leq \exp\left(-vt^2 + \frac{4|t|^3\tau}{3\sqrt{n}}\right) + \exp(-vt^2/2) \leq 2\exp(-vt^2/2).$$

Given the first inequality in (5.9), this proves the required bound.

We now suppose that $|t| < n^{1/6}/(2\tau^{1/3})$. By Taylor's theorem, there exists $\theta \in \mathbb{C}$ with $|\theta| \leq 1$ such that

$$\varphi_t(X_1/\sqrt{n}) - 1 = -\frac{vt^2}{2n} + \theta \frac{|t|^3\tau}{6n^{3/2}}.$$

Making use of our upper bound on $|t|$ and Lyapunov's inequality, we have

$$|\varphi_t(X_1/\sqrt{n}) - 1|^2 \leq 2\frac{v^2 t^4}{4n^2} + 2\frac{t^6 \tau^2}{36n^3} \leq |t|^3 \tau \left(\frac{v^2 n^{1/6}}{4\tau^{4/3} n^2} + \frac{n^{1/2}}{144n^3} \right) \leq \frac{37\tau|t|^3}{144n^{3/2}}.$$

Applying the upper bound on $|t|$ once more shows that the latter quantity is uniformly bounded by $37/1152$. We may therefore invoke the elementary inequality $|\log(1+z) - z| \leq |z|^2$ which is valid for $z \in \mathbb{C}$ with $|z| \leq 1/2$ (using the principal logarithm), to see that

$$\log \varphi_t(S_n/\sqrt{n}) = n \log \varphi_t(X_1/\sqrt{n}) = -\frac{vt^2}{2} + \theta \frac{|t|^3 \tau}{6\sqrt{n}} + \theta' \frac{37\tau|t|^3}{144\sqrt{n}}$$

for some $\theta' \in \mathbb{C}$ satisfying $|\theta'| \leq 1$. Setting $\bar{\theta} = (\theta/3) + 37\theta'/144$, we use the mean value theorem to conclude that

$$|\varphi_t(S_n/\sqrt{n}) - \exp(-vt^2/2)| = \exp(-vt^2/2) \left| \exp\left(\bar{\theta} \frac{|t|^3 \tau}{2\sqrt{n}}\right) - 1 \right| \leq \exp(-vt^2/2) \frac{|t|^3 \tau}{2\sqrt{n}} \exp\left(\frac{|t|^3 \tau}{2\sqrt{n}}\right).$$

By our assumption on $|t|$, the final exponential here is at most $\exp(1/16)$, which completes the proof in this case. \square

The final input we require is a quantitative version of the additivity result for the Euler characteristic and bounded excursion/level-set functionals (Proposition 4.1):

Proposition 5.9. *Let f, Φ and ℓ satisfy the conditions of Theorem 2.8 and let (a_R) and (r_R) satisfy 4.8, then there exists $C > 0$ such that for all $R \geq 20$*

$$\text{Var} \left[\Phi(\Lambda_R) - \sum_{x \in \chi_R} \Phi(x + \Lambda_r) \right] \leq C \epsilon_R R^d$$

where we may set $\epsilon_R = a/r$ if Φ is the Euler characteristic and $\epsilon_R = ar^{-1} + a^{-1} + a^{-\beta/(2d+2)}$ if Φ is a bounded excursion/level-set functional.

Proof. The statement for the Euler characteristic was established in the proof of Proposition 4.1. For a bounded excursion/level-set functional, the proof of Proposition 4.1 (specifically (4.9)-(4.14)) shows that

$$\text{Var} \left[\Phi(\Lambda_R) - \sum_{x \in \chi_R} \Phi(x + \Lambda_r) \right] \leq CR^d \left(ar^{-1} + a^{-1} + \int_{\mathbb{R}^d} |K(x)| \int_0^1 \mu_{x,0}^t (\mathbb{1}_{\text{TArm}_x(a/2)} + \mathbb{1}_{\text{TArm}_0^t(a/2)}) dt dx \right)$$

for some $C > 0$ independent of R . By Proposition 5.2, the integral term above is at most a constant times $a^{-\beta/(2d+2)}$, completing the proof of the proposition. \square

Proof of Theorem 2.8. Let σ be as specified in Theorem 2.5 and $Z \sim \mathcal{N}(0, 1)$ and define $\sigma_R^2 = \text{Var}[\Phi_R]$. We let $1 \ll a \ll r \ll R$ satisfy (4.8). By the triangle inequality and the Berry-Essén inequality (Theorem 5.7)

$$\begin{aligned} d_{\text{Kol}}(\tilde{\Phi}_R, \sigma Z) &\leq d_{\text{Kol}}\left(\frac{\sigma_r}{(r+4a)^{d/2}} Z, \sigma Z\right) \quad \textcircled{A} \\ &+ \frac{1}{\pi} \int_{-T}^T |t|^{-1} \left| \varphi_t(\tilde{\Phi}_R) - \varphi_t\left(R^{-d/2} \sum_{x \in \chi_R} \bar{\Phi}(x + \Lambda_r)\right) \right| dt \quad \textcircled{B} \\ &+ \frac{1}{\pi} \int_{-T}^T |t|^{-1} \left| \varphi_t\left(R^{-d/2} \sum_{x \in \chi_R} \bar{\Phi}(x + \Lambda_r)\right) - \varphi_t(R^{-d/2} \bar{\Phi}_r)^{|\chi_R|} \right| dt \quad \textcircled{C} \\ &+ \frac{1}{\pi} \int_{-T}^T |t|^{-1} \left| \varphi_t(R^{-d/2} \bar{\Phi}_r)^{|\chi_R|} - \varphi_t\left(\frac{\sigma_r}{(r+4a)^{d/2}} Z\right) \right| dt. \quad \textcircled{D} \\ &+ \frac{24}{\pi T} \frac{1}{\sqrt{2\pi}} \frac{(r+4a)^{d/2}}{\sigma_r} \end{aligned}$$

We consider each of these terms in turn.

Letting F denote the standard normal cumulative distribution function, by the mean value theorem we have

$$\textcircled{A} = \sup_{x \in \mathbb{R}} \left| F(x/\sigma) - F((r+4a)^{d/2} x/\sigma_r) \right| \leq \sup_{x \in \mathbb{R}} |F'(x)| \sup_y y^{-2} \left| \sigma - \frac{\sigma_r}{(r+4a)^{d/2}} \right|$$

where the middle supremum is taken over all y between σ and $\sigma_r/(r+4a)^{d/2}$. For R sufficiently large, $\sigma_r/(r+4a)^{d/2}$ is uniformly bounded away from zero (since it converges to σ by Theorem 2.5) and so there exists $C, C' > 0$ such that

$$(5.10) \quad \textcircled{A} \leq C \left(\left| \sigma^2 - \frac{\sigma_r^2}{r^d} \right| + \left| \frac{\sigma_r^2}{r^d} - \frac{\sigma_r^2}{(r+4a)^d} \right| \right) \leq C'(r^{-\eta} + a/r)$$

where η is specified in Theorem 5.1.

Using the inequality $|e^{ix} - e^{iy}| \leq |x - y|$ for $x, y \in \mathbb{R}$ and Proposition 5.9

$$(5.11) \quad \textcircled{B} \leq C \int_{-T}^T R^{-d/2} \mathbb{E} \left[\left| \bar{\Phi}_R - \sum_{x \in \chi_R} \bar{\Phi}(x + \Lambda_r) \right| \right] dt \leq C'T(a^{1/2}r^{-1/2} + a^{-1/2} + a^{-\beta/(4d+4)})$$

where the last two terms can be omitted if Φ is the Euler characteristic.

By (4.16) and Assumption 2.6

$$(5.12) \quad \textcircled{C} \leq C \int_{-T}^T |t| dt \int_{\mathbb{R}^d \setminus \Lambda_a} |y|^{-\beta} dy \leq C'T^2 a^{-\beta+d}$$

for some $C, C' > 0$.

Turning to \textcircled{D} , we may apply the bound on characteristic functions of a sum of i.i.d. variables (Lemma 5.8 with $X_i \stackrel{d}{=} (r+4a)^{-d/2} \bar{\Phi}_r$) to say that for $T \leq \sqrt{|\chi_R|} \sigma_r^2 (r+4a)^{d/2} / (4\mathbb{E}[|\bar{\Phi}_r|^3])$

$$(5.13) \quad \textcircled{D} \leq \frac{1}{\pi} \int_{-T}^T \frac{16t^2}{\sqrt{|\chi_R|}} \frac{\mathbb{E}[|\bar{\Phi}_r|^3]}{(r+4a)^{3d/2}} \exp \left(-t^2 \frac{\sigma_r^2}{3(r+4a)^d} \right) dt \leq C \frac{\mathbb{E}[|\bar{\Phi}_r|^3]}{r^d R^{d/2}} \leq C'r^{2d} R^{-d/2}$$

for some $C, C' > 0$ and all $R \geq 1$, where the final inequality uses the bound based on the third moment of the number of critical points (Lemma 3.5).

Combining (5.10)-(5.13), we see that there exists $C > 0$ such that for all $R \geq 1$ and $0 < T \leq R^{d/2} \sigma_r^2 / (4\mathbb{E}[|\bar{\Phi}_r|^3])$

$$d_{\text{Kol}}(\tilde{\Phi}_R, \sigma Z) \leq C \left(r^{-\eta} + a^{1/2} r^{-1/2} + a^{-1/2} + a^{-\beta/(4d+4)} + T^2 a^{-\beta+d} + r^{2d} R^{-d/2} + T^{-1} \right)$$

where the third and fourth terms may be omitted if Φ is the Euler characteristic. For any $\beta > d$, we may choose $r \ll R$ and then $a, t \ll r$ to ensure that this expression decays polynomially in R (with some small exponent).

If $\beta > 7d + 2$, then by setting $a = \sqrt{r}$ and ignoring lower order terms

$$d_{\text{Kol}}(\tilde{\Phi}_R, \sigma Z) \leq C \left(r^{-1/4} + T^2 r^{-(\beta-d)/2} + r^{2d} R^{-d/2} + T^{-1} \right).$$

By Lyapunov's inequality and Theorem 2.5 there exists $c > 0$ such that $\mathbb{E}[|\bar{\Phi}_r|^3] \geq \text{Var}[\bar{\Phi}_r]^{3/2} \geq cr^{3d/2}$ for all $R \geq 1$. Therefore setting

$$T = \frac{\sqrt{|\chi_R|} \sigma_r^2 (r+4a)^{d/2}}{4\mathbb{E}[|\bar{\Phi}_r|^3]} \leq CR^{d/2} r^{-d/2}$$

and $r = R^{2d/(8d+1)}$ we have

$$d_{\text{Kol}}(\tilde{\Phi}_R, \sigma Z) \leq C \left(r^{-1/4} + R^d r^{-(\beta+d)/2} + r^{2d} R^{-d/2} \right) \leq 3CR^{-d/(16d+2)}$$

which completes the proof of the theorem. \square

Remark 5.10. We note that the exponent in the quantitative CLT could be increased slightly by refining some of our previous arguments (such as the additivity estimate in Propositions 4.1 and 5.9 or by accounting for the omitted terms in the above proof for the Euler characteristic) albeit at the cost of lengthening the proofs. We intend to address this in a follow-up work, which will derive an estimate for higher-order moments of $\bar{\Phi}$, allowing further improvement in the rate of convergence.

6. VOLUME OF THE UNBOUNDED COMPONENT

In this section we turn our attention to the final non-local functional that we consider: the volume of the unbounded component of the excursion set. We will prove the limiting results in Theorem 2.11 by showing that the functional is associated and appealing to established results for (discrete) associated fields.

We recall that for a field f , level $\ell \in \mathbb{R}$ and bounded Borel set $A \subset \mathbb{R}^d$, we let $\{f \geq \ell\}_\infty$ denote the union of all unbounded components of $\{f \geq \ell\}$ and $\text{Vol}_\infty[A]$ denote the d -dimensional Lebesgue measure of $A \cap \{f \geq \ell\}_\infty$. For $v \in \mathbb{Z}^d$, we then define

$$V_v = \text{Vol}_\infty(v/2 + [0, 1/2]^d).$$

We note that this slightly unusual indexing allows us to tile $\Lambda_n = [-n/2, n/2]^d$ using cubes of side length $1/2$ while also appealing to textbook results stated for processes indexed by \mathbb{Z}^d .

Lemma 6.1. *Let f be a C^2 Gaussian field with non-negative covariance function and $\ell \in \mathbb{R}$, then $(V_v)_{v \in \mathbb{Z}^d}$ is associated (as defined at the start of Section 2.3).*

Proof. It was shown by Pitt [36] that a collection of Gaussian variables is associated if (and only if) all of their correlations are non-negative. Hence, by assumption, $(f(x))_{x \in \mathbb{R}^d}$ is associated. It follows from the definition of association that any collection of measurable, coordinate-wise non-decreasing functions that depend on the field at finitely many points is also associated. Therefore we need only show that each V_v can be approximated (say, in L^1) by a coordinate-wise non-decreasing function of f which depends on only finitely many points.

To see such an approximation, first note that V_v is the limit (in L^1) as $R \rightarrow \infty$ of the volume of all excursion components in $v/2 + [0, 1/2]^d$ that are connected to $\partial\Lambda_R$ in $\{f \geq \ell\}$. For any fixed R , this volume can be approximated by considering the analogous quantity for a discretisation of f . That is, one restricts f to $\epsilon\mathbb{Z}^d \cap \Lambda_{R+1}$, says that if nearest neighbours are both above/below ℓ then they belong to the same component of the excursion set and approximates the volume of a component by ϵ^{-d} times the number of points in that component. Since the level sets of f are C^2 -smooth almost surely, this discretised estimate will converge to the requisite volume as $\epsilon \searrow 0$. \square

Many results follow for discrete associated fields provided that correlations decay sufficiently quickly. In our case, this can be proven using the covariance formula for topological events.

Proposition 6.2. *Suppose that f and $\ell < \ell_c$ satisfy the conditions of Theorem 2.11, then for all $\epsilon > 0$ there exists $C_\epsilon > 0$ such that for $v, w \in \mathbb{Z}^d$*

$$0 \leq \text{Cov}[V_v, V_w] \leq C_\epsilon(1 + |v - w|)^{-\beta + \epsilon}.$$

Proof. Given $x \in \mathbb{R}^d$ and $R \geq 1$, we define

$$E_x := \{x \in \{f \geq \ell\}_\infty\} \quad \text{and} \quad E_x(R) := \left\{x \stackrel{\{f \geq \ell\}}{\longleftrightarrow} x + \partial\Lambda_R\right\}.$$

By linearity

$$\begin{aligned} \text{Cov}[V_v, V_w] &= \text{Cov}\left[\int_{v/2 + [0, 1/2]^d} \mathbb{1}_{E_x} dx, \int_{w/2 + [0, 1/2]^d} \mathbb{1}_{E_y} dy\right] \\ (6.1) \quad &= \int_{v/2 + [0, 1/2]^d} \int_{w/2 + [0, 1/2]^d} \text{Cov}[E_x, E_y] dx dy. \end{aligned}$$

Since E_x is an increasing event with respect to f , which is associated, and $E_x \subset E_x(R)$, for any $R > 0$ we have

$$\begin{aligned} (6.2) \quad 0 \leq \text{Cov}[E_x, E_y] &= \text{Cov}[E_x(R), E_y(R)] - \text{Cov}[E_x(R) \setminus E_x, E_y(R)] - \text{Cov}[E_x, E_y(R) \setminus E_y] \\ &\leq \text{Cov}[E_x(R), E_y(R)] + 2\mathbb{P}(E_0(R) \setminus E_0). \end{aligned}$$

We now assume $|x - y| \geq 10$ and choose $R = |x - y|^{\epsilon/(2d)}$ for $\epsilon \in (0, 1)$. Applying Assumption 2.10 (truncated arm decay) with $\gamma = 2d\beta/\epsilon$, we have

$$(6.3) \quad \mathbb{P}(E_0(R) \setminus E_0) \leq \min\{1, CR^{-\gamma}\} \leq C(1 + |x - y|)^{-\beta}.$$

We define $\mathcal{F}_R(x)$ to be the stratification of $x + \Lambda_R$ consisting of $\{x\}$, the interior of $\Lambda_R \setminus \{x\}$ and the open boundary faces of Λ_R of all dimensions. The event $E_x(R)$ is a topological event with respect to this filtration (i.e., it is a measurable function of the random stratified isotopy class of $\{f \geq \ell\}$ with respect to this stratification). Therefore by the covariance formula (Theorem 3.2)

$$\text{Cov}[E_x(R), E_y(R)] = \int_{\mathcal{F}_R(x) \times \mathcal{F}_R(y)} K(w - z) \int_0^1 \mu_{w,z}^t(dw \mathbb{1}_{E_x(R)} dz \mathbb{1}_{E_y(R)}) dt dw dz.$$

By definition, for any event A and $u \in \mathbb{R}^d$ $|d_u \mathbf{1}_A| \leq 1$ and so using the bound on pivotal measures (Proposition 3.6)

$$\text{Cov}[E_x(R), E_y(R)] \leq C \int_{\mathcal{F}_R(x) \times \mathcal{F}_R(y)} |K(w-z)| dw dz \leq C' R^{2d} |x-y|^{-\beta} = C' |x-y|^{-\beta+\epsilon}.$$

Combining this with (6.1)-(6.3), we see that for $|v-w| \geq 10 + \sqrt{d}$

$$\text{Cov}[V_v, V_w] \leq C_\epsilon |v-w|^{-\beta+\epsilon}.$$

Taking C_ϵ sufficiently large verifies the required bound for $|v-w| \leq 10 + \sqrt{d}$. \square

We may now prove our limit theorems for the volume of the unbounded component:

Proof of Theorem 2.11. We first consider the asymptotic behaviour of the variance. Letting $R \geq 1$ and $r = \sqrt{R}$, by linearity we have

$$\begin{aligned} R^{-d} \text{Var}[\text{Vol}_\infty(\Lambda_R, \ell)] &= R^{-d} \int_{\Lambda_R^2} \text{Cov}[E_x, E_y] dx dy \\ &= R^{-d} \int_{(\mathbb{R}^d)^2} \text{Cov}[E_x, E_y] (\mathbf{1}_{\mathbb{R}^d \times \Lambda_{R-r}} - \mathbf{1}_{(\mathbb{R}^d \setminus \Lambda_R) \times \Lambda_{R-r}} + \mathbf{1}_{\Lambda_R \times (\Lambda_R \setminus \Lambda_{R-r})}) dx. \end{aligned}$$

We denote the contributions from these three integrands as ①, ② and ③. Then by Proposition 6.2 and stationarity of f

$$\begin{aligned} \text{①} &= \frac{(R-r)^d}{R^d} \sigma^2 \rightarrow \sigma^2, \\ \text{②} &\leq R^{-d} (R-r)^d \int_{\mathbb{R}^d \setminus \Lambda_r} C(1+|x|)^{-\beta+\epsilon} dx \rightarrow 0, \\ \text{③} &\leq R^{-d} |\Lambda_R \setminus \Lambda_{R-r}| \int_{\mathbb{R}^d} C(1+|x|)^{-\beta+\epsilon} dx \rightarrow 0 \end{aligned}$$

as $R \rightarrow \infty$, provided that we choose $\epsilon \in (0, \beta - d)$. This proves the variance convergence in the second statement of Theorem 2.11.

We now establish positivity of σ . By Proposition 6.2 and the assumption that $\ell < \ell_c$, for any $x \in \mathbb{R}^d$

$$\text{Cov}[E_x, E_0] \geq 0 \quad \text{and} \quad \text{Cov}[E_0, E_0] = \theta(\ell)(1 - \theta(\ell)) > 0.$$

Hence by the definition of σ in (2.4), positivity will follow if we can show that $x \mapsto \text{Cov}[E_x, E_0]$ is continuous. For $x, y \in \mathbb{R}^d$,

$$|\text{Cov}[E_x, E_0] - \text{Cov}[E_y, E_0]| \leq |\text{Cov}[E_x \Delta E_y, E_0]| \leq 2\mathbb{P}(E_x \Delta E_y)$$

where Δ denotes the symmetric difference operator. On $E_x \Delta E_y$, either x is contained in an unbounded component of $\{f \geq \ell\}$ and y is not, or vice versa. In either case, the line segment from x to y must contain some value z for which $f(z) = \ell$. Hence $\mathbb{P}(E_x \Delta E_y)$ is bounded above by the expected number of zeroes of $f - \ell$ on the line segment from x to y . By stationarity of f and the Kac-Rice formula, the latter quantity is at most $C|x-y|$ for some $C > 0$. Combining these observations with the previous equation establishes continuity of $x \mapsto \text{Cov}[E_x, E_0]$ and hence positivity of σ .

Turning to the limiting distribution; since the random field $(V_w)_{w \in \mathbb{Z}^d}$ is stationary, associated (Lemma 6.1) and satisfies the ‘finite susceptibility’ condition

$$\sum_{w \in \mathbb{Z}^d} \text{Cov}[V_w, V_0] \leq \sum_{w \in \mathbb{Z}^d} C(1+|w|)^{-\beta+\epsilon} < \infty,$$

Newman’s CLT (Theorem 2 of [31]) states that as $n \rightarrow \infty$

$$(6.4) \quad \frac{\text{Vol}_\infty(\Lambda_n, \ell) - \theta(\ell)n^d}{n^{d/2}} = \frac{\sum_{w \in \mathbb{Z}^d \cap [-n, n]^d} V_w - \mathbb{E}[V_w]}{n^{d/2}} \xrightarrow{d} \sigma Z$$

where $Z \sim \mathcal{N}(0, 1)$. It remains to show that the convergence also holds for non-integer valued box-lengths R . Letting $\widetilde{\text{Vol}}_\infty(\Lambda_R) := R^{-d/2} \overline{\text{Vol}}_\infty(\Lambda_R)$ and recalling that $\overline{X} := X - \mathbb{E}[X]$, we observe that

$$(6.5) \quad \widetilde{\text{Vol}}_\infty(\Lambda_R) - \widetilde{\text{Vol}}_\infty(\Lambda_{\lfloor R \rfloor}) = \frac{\overline{\text{Vol}}_\infty(\Lambda_R \setminus \Lambda_{\lfloor R \rfloor})}{\lfloor R \rfloor^{d/2}} + (1 - (R/\lfloor R \rfloor)^{d/2}) \frac{\overline{\text{Vol}}_\infty(\Lambda_R)}{R^{d/2}}.$$

The variance convergence result previously established implies that the second term here converges to zero in L^2 as $R \rightarrow \infty$. Then by linearity and Proposition 6.2

$$\begin{aligned} \text{Var}[\lfloor R \rfloor^{-d/2} \overline{\text{Vol}}_\infty(\Lambda_R \setminus \Lambda_{\lfloor R \rfloor})] &= \lfloor R \rfloor^{-d} \int_{(\Lambda_R \setminus \Lambda_{\lfloor R \rfloor})^2} \text{Cov}[E_x, E_y] \, dx dy \\ &\leq \lfloor R \rfloor^{-d} |\Lambda_R \setminus \Lambda_{\lfloor R \rfloor}| \int_{\mathbb{R}^d} C(1 + |x|)^{-\beta+\epsilon} \, dx \rightarrow 0. \end{aligned}$$

Hence (6.5) converges to zero in probability, and so applying the continuous mapping theorem to (6.4) verifies the central limit theorem on non-integer scales.

By stationarity and Proposition 6.2, for any $\epsilon > 0$ and $k \geq 1$

$$(6.6) \quad \sup_{w \in \mathbb{Z}^d} \sum_{v \in \mathbb{Z}^d : |v-w| \geq k} |\text{Cov}[V_v, V_w]| \leq C_\epsilon k^{-\beta+d+\epsilon}.$$

(The left-hand expression here is known as the ‘Cox-Grimmett’ coefficient.) Theorem 6.1.1 of [15] states that a discrete, stationary associated field satisfies the law of the iterates logarithm provided that it has finite third moments and its Cox-Grimmett coefficient decays polynomially. These assumptions are satisfied for $(V_v)_{v \in \mathbb{Z}^d}$ by taking $\epsilon \in (0, \beta - d)$ in (6.6) and using the trivial bound $|V_v| \leq 1$, and so the first point of Theorem 2.11 is proven.

Theorem 3.3.1 of [15] bounds the rate of convergence in the CLT for discrete, associated fields with finite third moments in terms of the Cox-Grimmett coefficient. Applying this to $\text{Vol}_\infty(\Lambda_n) = \sum_{v \in \mathbb{Z}^d \cap [-n, n]^d} V_v$, it yields for any $\delta > 0$

$$d_{\text{Kol}}\left(\frac{\overline{\text{Vol}}_\infty(\Lambda_n, \ell)}{\sqrt{\text{Var}[\overline{\text{Vol}}_\infty(\Lambda_n, \ell)]}}, Z\right) \leq C_\delta n^d \text{Var}[\text{Vol}_\infty(\Lambda_n)]^{-3/2 + \frac{3d}{2(\lambda+2d)} + \delta}$$

where λ is the rate of decay of the Cox-Grimmett coefficient. By the previously established variance convergence, for n sufficiently large $\text{Vol}_\infty(\Lambda_n) \geq (\sigma/2)n^d$. Then setting $\lambda = \beta - d + \epsilon$ for sufficiently small ϵ proves the statement of the quantitative CLT in Theorem 2.11. \square

REFERENCES

- [1] R. J. Adler and J. E. Taylor. *Random fields and geometry*. Springer Monographs in Mathematics. Springer, New York, 2007, pages xviii+448.
- [2] J. Bardeen, J. Bond, N. Kaiser, and A. Szalay. The statistics of peaks of Gaussian random fields. *Astrophys. J.*, 304:15–61, 1986.
- [3] V. Beffara and D. Gayet. Percolation of random nodal lines. *Publ. Math. Inst. Hautes Études Sci.*, 126:131–176, 2017.
- [4] D. Beliaev. Smooth Gaussian fields and percolation. *Probab. Surv.*, 20:897–937, 2023.
- [5] D. Beliaev, M. McAuley, and S. Muirhead. On the number of excursion sets of planar Gaussian fields. *Probab. Theory Related Fields*, 178(3-4):655–698, 2020.
- [6] D. Beliaev, M. McAuley, and S. Muirhead. Smoothness and monotonicity of the excursion set density of planar Gaussian fields. *Electron. J. Probab.*, 25:Paper No. 93, 37, 2020.
- [7] D. Beliaev, M. McAuley, and S. Muirhead. Fluctuations of the number of excursion sets of planar Gaussian fields. *Probab. Math. Phys.*, 3(1):105–144, 2022.
- [8] D. Beliaev, M. McAuley, and S. Muirhead. A central limit theorem for the number of excursion set components of Gaussian fields. *The Annals of Probability*, 52(3):882–922, 2024.
- [9] D. Beliaev, M. McAuley, and S. Muirhead. A covariance formula for the number of excursion set components of Gaussian fields and applications. *Ann. Inst. Henri Poincaré Probab. Stat.*, 61(1):713–745, 2025.
- [10] D. Beliaev, S. Muirhead, and A. Rivera. A covariance formula for topological events of smooth Gaussian fields. *Ann. Probab.*, 48(6):2845–2893, 2020.
- [11] D. Beliaev and I. Wigman. Volume distribution of nodal domains of random band-limited functions. *Probab. Theory Related Fields*, 172(1-2):453–492, 2018.
- [12] M. V. Berry. Regular and irregular semiclassical wavefunctions. *J. Phys. A*, 10(12):2083–2091, 1977.
- [13] C. Berzin, A. Latour, and J. León. Kac-rice formula: a contemporary overview of the main results and applications. *arXiv preprint arXiv:2205.08742*, 2022.
- [14] S. G. Bobkov, F. Götze, and C. Houdré. On Gaussian and Bernoulli covariance representations. *Bernoulli*, 7(3):439–451, 2001.

- [15] A. Bulinski and A. Shashkin. *Limit theorems for associated random fields and related systems*, volume 10 of *Advanced Series on Statistical Science & Applied Probability*. World Scientific Publishing Co. Pte. Ltd., Hackensack, NJ, 2007, pages xii+436.
- [16] S. Chatterjee. Chaos, concentration, and multiple valleys. *arXiv preprint, arXiv:0810.4221*, 2008.
- [17] J. T. Cox and G. Grimmett. Central limit theorems for associated random variables and the percolation model. *Ann. Probab.*, 12(2):514–528, 1984.
- [18] H. Duminil-Copin, A. Rivera, P.-F. Rodriguez, and H. Vanneuville. Existence of an unbounded nodal hypersurface for smooth Gaussian fields in dimension $d \geq 3$. *Ann. Probab.*, 51(1):228–276, 2023.
- [19] L. Gass and M. Stecconi. The number of critical points of a Gaussian field: finiteness of moments. *Probab. Theory Related Fields*, 190(3-4):1167–1197, 2024.
- [20] M. Goresky and R. MacPherson. *Stratified Morse theory*, volume 14 of *Ergebnisse der Mathematik und ihrer Grenzgebiete (3) [Results in Mathematics and Related Areas (3)]*. Springer-Verlag, Berlin, 1988, pages xiv+272.
- [21] C. Hirsch and R. Lachièze-Rey. Functional central limit theorem for topological functionals of Gaussian critical points. *arXiv preprint arXiv:2411.11429*, 2024.
- [22] P. Kurlberg and I. Wigman. Variation of the Nazarov-Sodin constant for random plane waves and arithmetic random waves. *Adv. Math.*, 330:516–552, 2018.
- [23] A. Lerario and E. Lundberg. Statistics on Hilbert’s 16th problem. *Int. Math. Res. Not. IMRN*, (12):4293–4321, 2015.
- [24] L. Maini, M. Rossi, and G. Zheng. Almost sure central limit theorems via chaos expansions and related results. *arXiv preprint arXiv:2502.00759*, 2025.
- [25] M. McAuley. Three central limit theorems for the unbounded excursion component of a Gaussian field. *arXiv preprint arXiv:2403.03033 (to appear in Ann. Appl. Probab.)*, 2024.
- [26] M. McAuley and S. Muirhead. Limit theorems for the number of sign and level-set clusters of the Gaussian free field. *arXiv preprint arXiv:2501.14707*, 2025.
- [27] S. Muirhead, A. Rivera, H. Vanneuville, and L. Köhler-Schindler. The phase transition for planar Gaussian percolation models without FKG. *Ann. Probab.*, 51(5):1785–1829, 2023.
- [28] S. Muirhead and H. Vanneuville. The sharp phase transition for level set percolation of smooth planar Gaussian fields. *Ann. Inst. Henri Poincaré Probab. Stat.*, 56(2):1358–1390, 2020.
- [29] F. Nazarov and M. Sodin. Asymptotic laws for the spatial distribution and the number of connected components of zero sets of Gaussian random functions. *J. Math. Phys. Anal. Geom.*, 12(3):205–278, 2016.
- [30] F. Nazarov and M. Sodin. Fluctuations in the number of nodal domains. *J. Math. Phys.*, 61(12):123302, 39, 2020.
- [31] C. M. Newman. Normal fluctuations and the FKG inequalities. *Comm. Math. Phys.*, 74(2):119–128, 1980.
- [32] I. Nourdin and G. Peccati. *Normal approximations with Malliavin calculus*, volume 192 of *Cambridge Tracts in Mathematics*. Cambridge University Press, Cambridge, 2012, pages xiv+239. From Stein’s method to universality.
- [33] I. Nourdin, G. Peccati, and M. Podolskij. Quantitative Breuer-Major theorems. *Stochastic Process. Appl.*, 121(4):793–812, 2011.
- [34] M. Peligrad and Q. M. Shao. A note on the almost sure central limit theorem for weakly dependent random variables. *Statist. Probab. Lett.*, 22(2):131–136, 1995.
- [35] V. I. Piterbarg. *Asymptotic methods in the theory of Gaussian processes and fields*, volume 148 of *Translations of Mathematical Monographs*. American Mathematical Society, Providence, RI, 1996, pages xii+206. Translated from the Russian by V. V. Piterbarg, Revised by the author.
- [36] L. D. Pitt. Positively correlated normal variables are associated. *Ann. Probab.*, 10(2):496–499, 1982.
- [37] Planck Collaboration et al. Planck 2013 results. xxiii. isotropy and statistics of the cmb. *A&A*, 571:A23, 2014.
- [38] A. Rivera. Talagrand’s inequality in planar Gaussian field percolation. *Electron. J. Probab.*, 26:Paper No. 26, 25, 2021.
- [39] P. Sarnak and I. Wigman. Topologies of nodal sets of random band-limited functions. *Comm. Pure Appl. Math.*, 72(2):275–342, 2019.
- [40] F. Severo. Sharp phase transition for Gaussian percolation in all dimensions. *Ann. H. Lebesgue*, 5:987–1008, 2022.
- [41] F. Severo. Uniqueness of unbounded component for level sets of smooth Gaussian fields. *Int. Math. Res. Not. IMRN*, (11):9002–9009, 2024.

- [42] M. A. Vronskii. Refinement of the almost sure central limit theorem for associated processes. *Mathematical Notes*, 68(4):444–451, 2000.
- [43] I. Wigman. On the expected Betti numbers of the nodal set of random fields. *Anal. PDE*, 14(6):1797–1816, 2021.
- [44] K. J. Worsley et al. A unified statistical approach for determining significant signals in images of cerebral activation. *Human Brain Mapping*, 4(1):58–73, 1996.