

Complexity of Perfect and Ideal Resilience Verification in Fast Re-Route Networks

Matthias Bentert^{1,2}, Esra Ceylan-Kettler^{1,3}, Valentin Hübner³,
Stefan Schmid^{1,4}, and Jiří Srba⁵

¹TU Berlin, Germany

²University of Bergen, Norway

³Institute of Science and Technology Austria, Austria

⁴Fraunhofer SIT, Germany

⁵Aalborg University, Denmark

Abstract

To achieve fast recovery from link failures, most modern communication networks feature fully decentralized fast re-routing mechanisms. These re-routing mechanisms rely on pre-installed static re-routing rules at the nodes (the routers), which depend only on local failure information, namely on the failed links *incident* to the node. Ideally, a network is *perfectly resilient*: the re-routing rules ensure that packets are always successfully routed to their destinations as long as the source and the destination are still physically connected in the underlying network after the failures. Unfortunately, there are examples where achieving perfect resilience is not possible. Surprisingly, only very little is known about the algorithmic aspect of when and how perfect resilience can be achieved.

We investigate the computational complexity of analyzing such local fast re-routing mechanisms. Our main result is a negative one: we show that even checking whether a *given* set of static re-routing rules ensures perfect resilience is **coNP**-complete. We also show the **coNP**-completeness of the so-called *ideal resilience*, a weaker notion of resilience often considered in the literature. Additionally, we investigate other fundamental variations of the problem. In particular, we show that our **coNP**-completeness proof also applies to scenarios where the re-routing rules have specific patterns (known as *skipping* in the literature).

On the positive side, for scenarios where nodes do not have information about the link from which a packet arrived (the so-called *in-port*), we present linear-time algorithms for both the verification and synthesis problem for perfect resilience.

1 Introduction

Communication networks form a critical backbone of many distributed systems, whether they are running in enterprises, in data centers, or are geographically distributed across the Internet. In order to meet their stringent availability requirements, modern networks feature local fast re-routing mechanisms: each router (henceforth called node) has conditional packet forwarding rules which depend on the status of its links. These rules are configured *ahead of time*, without knowledge of possible link failures, and allow routers to forward packets along alternative links in case of failures, in a fully decentralized manner.

However, configuring such conditional forwarding rules to provide a high resilience, even under multiple link failures, is algorithmically challenging, as the rules can only depend on *local information*: a node is not aware of possible additional link failures downstream, in other parts of the network. Hence, if no care is taken, the local re-routing rules of different nodes can easily result in forwarding loops.

Ideally, a network and its local fast re-routing mechanism provide *perfect resilience*: the local re-routing rules ensure that as long as the source is still connected to the destination *in the underlying network* after the failures, then the packet is also successfully routed to the destination *on the network layer*. Already at ACM PODC 2012, Feigenbaum et al. [12] gave an example which shows that certain networks inherently cannot be configured to provide perfect resilience.

On the positive side, it is known that under a single link failure, it is always possible to successfully route packets to their destinations, as long as the underlying network is connected [12]. But also for multiple link failures, it is sometimes possible to achieve perfect resilience, for example on outerplanar graphs [14].

It is also known that achievable resilience depends on the specific local information that the forwarding rules can rely on. Although it is typically assumed that the forwarding rules can depend on the status of the incident links, the packet’s destination, and the link incident to the node from which the packet arrives (the so-called *in-port*), the achievable resilience can increase if the rules can additionally also observe the packet’s source. In particular, Dai et al. [9] showed that it is always possible to tolerate two link failures if the packet’s source can be taken into account.

However, today, we generally still do not have a good understanding of the scenarios in which perfect resilience can be achieved.

This paper initiates the study of the computational complexity of configuring local fast re-routing algorithms. In particular, we investigate the question whether the resilience of a network can be verified efficiently:

- *Does a given network and its local fast re-route mechanism provide perfect resilience?*

Furthermore, we are interested in scenarios where networks can be efficiently configured.

- *In which scenarios can perfectly resilience networks be configured efficiently?*

Our main contribution in this paper is the proof that the first problem is **coNP**-complete. On the positive side, we also show that in a subclass of practically relevant scenarios, the second problem can be solved efficiently.

In addition to perfect resilience, we also study a weaker notion of resilience often considered in the literature: *ideal resilience* [6]. Here it is assumed that initially (before the failures), the network is k -link-connected, that is, the network cannot be partitioned into isolated components with up to $k - 1$ link failures. In such highly connected cases, the routing is called *ideal* if it can tolerate up to $k - 1$ link failures (which implies that the network remains connected after the failures). In this paper, we also show that given a network and its packet forwarding rules, it is **coNP**-complete to decide whether the forwarding rules achieve ideal resilience.

1.1 Contributions

We show that in the standard scenario where nodes know the in-port (the link on which a packet arrived), verifying whether a given network and its configuration provide ideal resilience is **coNP**-complete. This is even the case when the routing functions are restricted to the simple case of priority lists (“skipping”). For perfect resilience, we show that the same is true, and the hardness result even holds when we restrict ourselves to the class of planar graphs.

On the positive side, for scenarios where nodes forward packets independently of the link they received it on (i.e., the routing is “in-port oblivious”), verifying whether a given routing is perfectly resilient, as well as deciding whether a given graph permits perfectly resilient routing, are both decidable in linear time. The in-port oblivious routings are interesting as they allow us to save memory for storing the routing tables.

1.2 Additional Related Work

Local fast re-routing mechanisms have been studied intensively in the literature already, and we refer the reader to the recent survey by Chiesa et al. [8] for a detailed overview. There also exist

industrial standards for resilient routing for most modern network protocols, from IP networks [27] to MPLS networks [26] to recent segment routing [2] and software-defined networks [31]. However, these standards typically focus on single link failures and do not provide perfect or ideal resiliency guarantees.

There is a large body of applied literature in the networking community on the topic [7, 13, 15, 19, 21, 24], typically focusing on heuristics. In contrast, in our paper, we focus on algorithms which provide formal resilience guarantees.

There are several interesting theoretical results for failure scenarios in which the number f of link failures is bounded. In this context, a local fast rerouting scheme which tolerates f link failures is called *f-resilient*. Chiesa et al. [4] showed that 2-resilient routing is always possible if the graph is 3-link-connected, and Dai et al. [9] showed that 2-resilience is always possible if rerouting rules can also depend on the source of a packet in addition to the target. In their APOCS 2021 paper, Foerster et al. [14] proved that network topologies that form outerplanar graphs are always perfectly resilient and allow for simple and efficient rerouting algorithms based on skipping (each node stores an ordered priority list of alternative links to try per in-port and failed links are then simply skipped). While skipping leads to compact routing tables, it is an open question whether rerouting algorithms which are restricted to skipping come at a price of reduced resilience [6, 14].

Perfectly resilient network configurations, when they exist, can also be generated automatically with recent tools such as SyPer [18] and SyRep [17], using binary decision diagrams with quantification. This also implies that the complexity of the problem of generating such rules is in PSPACE.

It is still an open research question whether ideal resilience can always be achieved, but it has been shown to be always achievable for all $k \leq 5$ [6]. It is also known that at least $\lfloor \frac{k}{2} \rfloor - 1$ failures can be tolerated for general k [4]. It has further been proved that $k - 1$ failures can be tolerated for special graphs including cliques, complete bipartite graphs, hypercubes, or Clos networks, as well as in scenarios where the rerouting rules can additionally also depend on the source [6]. The corresponding algorithms are based on arborescence decompositions of the underlying graph, where all arborescences are rooted at the target. If a packet traveling along an arborescence encounters a failed link, it is rerouted to the next arborescence in a circular order (known as circular arborescence routing). This technique builds upon Edmond’s classic result on edge-disjoint branchings and arborescent decompositions [11], and was used in many papers [8].

Researchers have also already explored various variations for local fast rerouting models. In particular, while we in this paper focus on deterministic algorithms, there are also results on randomized algorithms: models where routers can generate random numbers or hash packet headers. Chiesa et al. [3] in their ICALP 2016 paper considered k -link-connected graphs and showed that a simple randomized algorithm not only achieves a high robustness but also results in short paths (in the number of hops). Bankhamer et al. [1] in their DISC 2021 paper considered datacenter networks (based on Clos topologies) and showed that as long as the number of failures at each node does not exceed a certain bound, their algorithm achieves an asymptotically minimal congestion up to polyloglog factors along failover paths.

1.3 Organization

The remainder of this paper is organized as follows. We introduce our model and notations more formally in Section 2. Our main contribution, the complexity results, appear in Section 3. We conclude and provide open questions in Section 4.

2 Definitions

We define a network as an undirected graph $G = (V, E)$, where V is a finite set of nodes and $E \subseteq \binom{V}{2}$ is a set of links. Let $local(v)$ be the set of links that are incident to a node $v \in V$. To simulate the injection of a packet into the network, we moreover require the existence of the

self-loop $\{v\} \in E$ for each node $v \in V$. Since these self-loops always exist, we will not draw them in figures.

A *path* in G is a sequence (v_1, v_2, \dots, v_n) of nodes such that $\{v_i, v_{i+1}\} \in E$ for all $1 \leq i < n$. Two nodes $u, v \in V$ are *connected* if there is a path $(u = v_1, v_2, \dots, v_n = v)$ between u and v in G . In the rest of this paper, we shall consider only connected graphs, meaning that there is a path between any two nodes.

Definition 1. A failure scenario $F \subseteq E$ is a subset of links not including any self loops, that is, a set with $F \cap \{\{v\} \mid v \in V\} = \emptyset$.

We assume that the self-loops are only used to model the arrival of packets and therefore do not allow them to fail. Links in F are referred to as *failed* links and in $E \setminus F$ as *active* links. Due to our assumption, every node has at least one active edge (self-loop) in any failure scenario.

Definition 2. A forwarding pattern ρ is a collection of functions ρ_v^F for each failure scenario F and each node v , where each function $\rho_v^F : \text{local}(v) \rightarrow \text{local}(v)$ returns an active link $e' \in \text{local}(v) \setminus F$ for every link $e \in \text{local}(v)$.

From now on, we assume a fixed target node $t \in V$ such that all packets that arrive at any node in the graph should be forwarded to the node t . This corresponds to the (weakest possible) assumption of only destination matching when analyzing packet headers.

Definition 3. A forwarding pattern ρ , a starting node s , and a set $F \subseteq E$ of failed links determine a routing $\pi = (\pi_1, \pi_2, \dots)$ (a sequence of nodes) as follows: $\pi_1 = s$ and for each $i \geq 1$, $\rho_{\pi_i}^F(\{\pi_{i-1}, \pi_i\}) = \{\pi_i, \pi_{i+1}\}$ (where $\pi_0 = s$). The sequence stops at the lowest index j where $\pi_j = t$ (when the packet reaches the destination node t).

We refer to Figure 1 for an example of a forwarding pattern and a routing.

Definition 4. Let $G = (V, E)$ be an undirected graph and let $t \in V$ be a given target node. A forwarding pattern ρ is *perfectly resilient* if for every failure scenario F and every node $v \in V$ that is connected to t via some path in $G_F = (V, E \setminus F)$, the routing determined by ρ , v , and F is finite (contains t).

In other words, a routing ρ is perfectly resilient if for any failure scenario F and any node v that is connected to t under F , a packet injected via the self-loop to the node v is eventually delivered to the target t .

A special case of the perfect resilience property that attracted a lot of attention in the literature is that of ideal resilience [4, 5].

Definition 5. Let $G = (V, E)$ be a k -link-connected graph (removing any set of $k - 1$ links does not disconnect G). A forwarding pattern ρ is *ideally resilient* if for any failure scenario F of size at most $k - 1$ and every node $v \in V$, the routing determined by ρ , v , and F is finite (contains t).

Clearly, if the forwarding pattern ρ has complete knowledge of the global failure scenario, it is always possible to construct a perfectly/ideally resilient forwarding pattern. As we are interested in forwarding pattern that allow for fast re-routing based only on the information about locally failing links, we define the notion of a local forwarding pattern.

Definition 6. A forwarding pattern ρ is *local* if $\rho_v^F(e) = \rho_v^{F'}(e)$ for every $v \in V$, every $e \in E$, and any two failure scenarios F and F' such that $F \cap \text{local}(v) = F' \cap \text{local}(v)$.

Hence, the decision of the next-hop can only depend on the knowledge of active and failing links incident to a given node. We shall also call such a general local forwarding pattern *combinatorial* because the size of a local routing table for a node v requires $2^{|\text{local}(v)|}$ routing entries and hence grows exponentially with the degree of v (the size of $\text{local}(v)$). Storing such forwarding patterns is impractical due to high memory requirements. In order to save memory in routing tables, several works consider the more practical notion of skipping forwarding patterns [4, 6, 14].

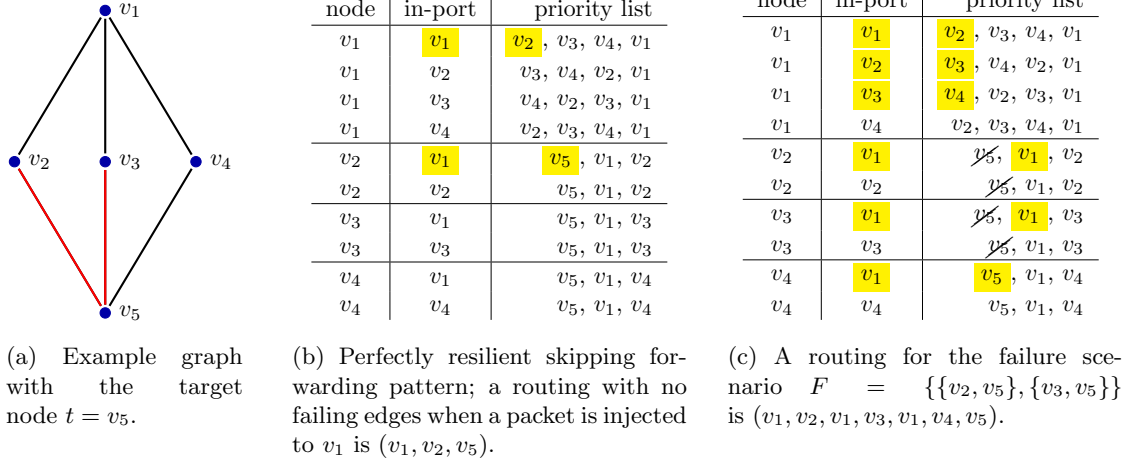


Figure 1: Example of a graph with target $t = v_5$ and a perfectly resilient skipping forwarding pattern. For the sake of readability, we represent (here and in the following figures) links incident to a node v by only stating the other endpoint of the link. The routing determined by this forwarding pattern, failure scenario $F = \{\{v_2, v_5\}, \{v_3, v_5\}\}$, and the starting node $s = v_1$ is $\pi = (v_1, v_2, v_1, v_3, v_1, v_4, v_5)$.

Definition 7. A skipping priority list is a function $\rho_v : \text{local}(v) \rightarrow \text{local}(v)^*$ such that for every link $e \in \text{local}(v)$ the function $\rho_v(e) = (e_1, e_2, \dots, e_n)$ returns a permutation of all links in $\text{local}(v)$. A given skipping priority list ρ determines a skipping forwarding pattern ρ such that $\rho_v^F(e) = e_i$ where $\pi(e) = (e_1, e_2, \dots, e_n)$ and i is the lowest index such that $e_i \notin F$.

Observation 1. Clearly, any skipping forwarding pattern is also local (combinatorial) because the forwarding decision is based only on the status of incident links. Moreover, representing a skipping priority list $\rho_v(e)$ requires us to store only $|\text{local}(v)|$ links.

We refer to Figure 1 for an example of a graph with a perfectly resilient skipping forwarding pattern. We depict the priority list function as a routing table where the first column is the node that receives a packet on the given in-port (in the second column) and returns the respective priority list in the third column. For example, the first row in the routing table denotes the routing entry $\rho_{v_1}(\{v_1, v_1\}) = (\{v_1, v_2\}, \{v_1, v_3\}, \{v_1, v_4\}, \{v_1, v_1\})$. The example shows the routing for a packet injected at the node v_1 in the scenario where no links fail and when the links $\{v_2, v_5\}$ and $\{v_3, v_5\}$ fail. As the forwarding pattern is perfectly resilient, in both scenarios the packet is delivered to the target node $t = v_5$.

A more restricted type of routing is the one that does not consider the in-port information for the routing decision. This is formalized in the following definition.

Definition 8. A forwarding pattern ρ is in-port oblivious if $\rho_v^F(e) = \rho_v^F(e')$ for any node $v \in V$, any failure scenario F , and any two links $e, e' \in \text{local}(v)$.

Hence, when using in-port oblivious forwarding patterns, a node v makes always the same next-hop, regardless of at which link (port) the packet arrives at v . In-port oblivious forwarding patterns are more memory efficient as they require fewer entries in the routing tables.

Finally, we shall introduce two decision problems related to perfect and ideal resilience. In the *verification problem*, we are given an undirected graph $G = (V, E)$, a target node $t \in V$, and a local/skipping forwarding pattern ρ . The task is to decide whether ρ is perfectly/ideally resilient. In the *synthesis problem*, we ask whether there exists a local (or skipping) forwarding pattern that is perfectly/ideally resilient for a given graph G and a target node t .

3 Complexity Results

We shall start by stating an obvious upper-bound on the complexity of perfect resilience verification and at the same time point out to an interesting fact that the synthesis problem is decidable in polynomial time thanks to the well-know Robertson and Seymour [30] theorem.

Theorem 2. *Verification of PERFECT RESILIENCE and verification of IDEAL RESILIENCE are in coNP. Synthesis of PERFECT RESILIENCE is in P.*

Proof. For the verification problems, we can guess a failure scenario and a source node that is connected to the target but where the forwarding pattern creates a forwarding loop, which can be checked in polynomial time for the given failure scenario. Hence, if there exists a failure scenario creating a forwarding loop, the given instance of the verification problem is not perfectly resilient, showing that the problem belongs to coNP.

The containment in P for the synthesis problem is a direct consequence of the fact that perfectly resilient networks are closed under taking minors [16] and the seminal result of Robertson and Seymour [30] showing that any such property can be characterized by a finite set of forbidden minors. Combined with a polynomial time algorithm for checking whether a graph contains a forbidden minor, we know that there must exist an algorithm with a polynomial running time that decides perfect resilience for the case where all nodes can become possible target nodes. Using rooted minors (the target t is a root), it is easy to show that deciding whether a given graph with a fixed given target node is perfectly resilient can be also done in polynomial time [28, 29]. \square

However, the line of arguments used in the proof to show that the verification problem of perfect resilience is polynomial-time solvable does not provide a concrete algorithm as it does not tell us the set of forbidden minors; it only points to its existence. The problem of effectively (in polynomial time) designing perfectly resilient forwarding patterns, in case they exist, remains a major open problem.

Next, we shall study the complexity of in-port oblivious perfect resilience, which is an interesting problem from the practical point of view as in-port oblivious forwarding patterns can be stored with reduced memory foot-print.

3.1 Routings with no In-port Matching

We shall first state a necessary and sufficient condition for a graph to allow for in-port oblivious forwarding patterns.

Lemma 3. *Let $G = (V, E)$ be a connected graph. There exists a perfectly resilient in-port oblivious local (or skipping) forwarding pattern for any given target node t if and only if all simple cycles of G have length at most 3.*

Proof. For the forward direction, assume towards a contradiction that there is an in-port oblivious perfectly resilient local forwarding pattern ρ for a given target node t and that the graph G contains a simple cycle of length 4 or more. The existence of this cycle implies that there are three different nodes $s, u, v \in V \setminus \{t\}$ such that

- $\{s, u\} \in E$ and $\{s, v\} \in E$,
- there is a path from u to t which does not contain the nodes v or s , and
- there is a path from v to t which does not contain the nodes u or s .

Now a packet injected to s in a failure scenario where all links incident to s fail, except for $\{s, u\}$ and $\{s, v\}$, will have to be forwarded to either u or v . Let us assume without loss of generality that it is forwarded to u . We extend the failure scenario by failing also all links incident to u , except for the link between u and s . This means that the packet returns back to s and because the forwarding pattern is local and cannot see the failed links at the node u , and we are in-port

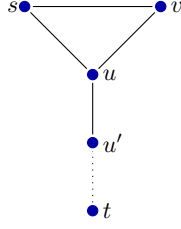


Figure 2: A triangle consisting of three nodes s, v , and u , where u is the unique node where all paths from either s or v to t pass through u and u' is the second node on the shortest path from u to t .

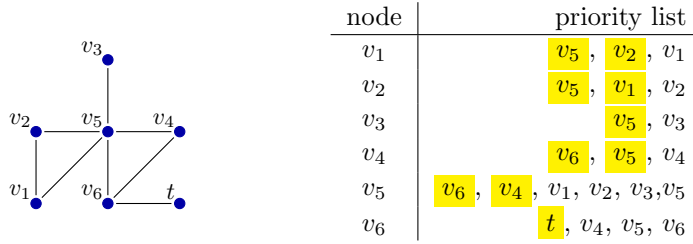


Figure 3: A graph and a perfectly resilient in-port oblivious skipping forwarding pattern for the target t .

oblivious, the node s has to forward the packet back to u . A forwarding loop is hence created; however, the node s is still connected to the target t via the node v . This is a contradiction to the assumption that ρ is a perfectly resilient forwarding pattern.

In the backward direction, assume that the graph G contains only cycles of length at most 3. This implies that from any node in G there is a unique shortest path to the given target node t . We construct an in-port oblivious perfectly resilient skipping (and hence also local) forwarding pattern ρ as follows. For every node s that is not on any simple cycle of length 3 in G , we define $\rho(\{*, s\}) = \{s, u\}$ where u is the first node on the unique shortest path from s to t and $*$ stands for any neighbor of s . There is no point in sending the packet along any other outgoing link as it will have to necessarily return back to s and hence create a forwarding loop. Let us now consider three nodes $s, u, v \in V$ that are on a cycle of length 3 as depicted in Figure 2. Let u be the unique node that has a path to the target t without visiting s or v . We define $\rho(\{*, u\}) = \{u, u'\}$ where u' is the unique next-hop node on the shortest path from u to t . As before, this is the only choice should ρ be perfectly resilient and the links following after $\{u, u'\}$ in the priority list are irrelevant. Finally, we set $\rho(\{*, s\}) = \{s, u\}\{s, v\}$ and $\rho(\{*, v\}) = \{v, u\}\{v, s\}$. Note that whenever there is a path from s to t , then each such path contains u . Hence, if the link $\{s, u\}$ does not fail, then forwarding to u always makes progress towards reaching t . If the link fails, then all paths from s to t contain both v and u and hence forwarding to v also makes progress. The same argument applies to paths starting in v and thus the constructed forwarding pattern is perfectly resilient, concluding the proof. \square

An example of a graph with a target node t allowing for a perfectly resilient skipping forwarding pattern is shown in Figure 3. Only the highlighted entries are important. We can now conclude with the fact that both the verification and synthesis problems for in-port oblivious routings are efficiently solvable.

Theorem 4. *The verification and synthesis problems for PERFECT RESILIENCE using in-port oblivious local and skipping routings are decidable in linear time.*

Proof. First, by using Lemma 3, we shall check for the existence of cycles of length 4 or more in

Algorithm 1 Tests the existence of an in-port oblivious perfectly resilient forwarding pattern. Takes a graph $G = (V, E)$ and a target node t as input and outputs true if such a routing exists; false otherwise.

```

1: procedure SYNTHESIS( $V, E, t$ )
2:   Initialize queue  $Q \leftarrow [t]$ 
3:   for all  $v \in V$  do
4:      $visited[v] \leftarrow \text{false}$ 
5:      $parent[v] \leftarrow \text{null}$ 
6:    $visited[t] \leftarrow \text{true}$ 
7:   while  $Q \neq \emptyset$  do
8:      $u \leftarrow \text{DEQUEUE}(Q)$ 
9:      $cycleFound \leftarrow \text{false}$ 
10:    for all  $\{u, v\} \in E$  do
11:      if not  $visited[v]$  then
12:         $visited[v] \leftarrow \text{true}$ 
13:         $parent[v] \leftarrow u$ 
14:         $\text{QUEUE}(Q, v)$ 
15:      else  $\triangleright \{u, v\}$  is an off-tree edge
16:        if  $parent[u] \neq parent[v]$  then
17:          return false
18:        if  $cycleFound$  then  $\triangleright u$  has more than one off-tree edge
19:          return false
20:         $cycleFound \leftarrow \text{true}$ 
21:  return true

```

the connected component containing t . Such a check can be performed in linear time using, e.g., a slightly modified BFS from t where for each node v , we keep track of the parent $p(v)$ and for each link not part of the BFS tree, we check that the two endpoints have the same parent and each node is only incident to one such link. If this linear-time check fails, we output that no perfectly resilient local forwarding pattern exists. Otherwise, by Lemma 3 there is an in-port oblivious skipping forwarding pattern ρ and we have a yes-instance for the synthesis problem. Algorithm 1 is a pseudocode implementation of this algorithm.

For the verification problem, we just have to check that the important priority list entries for the given skipping or combinatorial routing agree with the choices made by ρ in any local failure scenario. If they agree with the entries computed by the procedure described in Lemma 3 then the given forwarding pattern is perfectly resilient.

It remains to show that whenever the forwarding pattern does not agree with the forwarding pattern described in Theorem 3 in important entries, then it is not perfectly resilient. To this end, observe that each important entry in the forwarding pattern for a node v is a node on a path from v to t . Consider a failure scenario F_1 where the assumed forwarding pattern chooses a different entry than the one behind Theorem 3. Let u be the one chosen by Theorem 3 and u' be the one chosen by the assumed solution. Note that $u' \neq t$. Consider a failure scenario where all links in F_1 incident to v fail and all links incident to u' except for $\{v, u'\}$. Then, the forwarding pattern has to return the package to the initial node v and hence we obtain a forwarding loop. However, there is still a path from v to t via u which consists only of active links, a contradiction to the assumed forwarding pattern to achieve perfect resilience. \square

3.2 Hardness of Perfect Resilience Verification

In this section, we show that the verification problem for perfect resilience is **coNP**-complete. This results contrasts the fact that the seemingly more difficult synthesis problem is decidable in polynomial time (see Theorem 2).

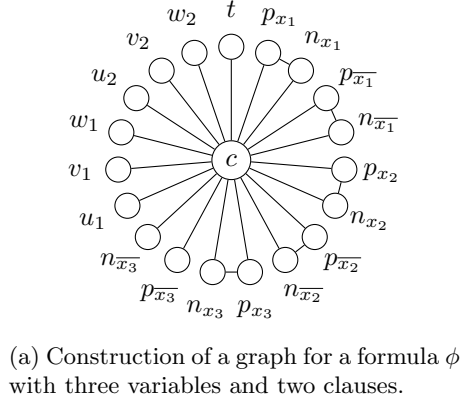
Theorem 5. *Verification for PERFECT RESILIENCE with skipping priorities is coNP-complete even if the input graph is planar.*

Proof. Containment in coNP is proved in Theorem 2. To show coNP-hardness, we present a reduction from 3-SAT, a variant of SATISFIABILITY where each clause contains exactly 3 literals. This problem is among Karp’s original 21 NP-complete problems [22]. We show a polynomial-time reduction from 3-SAT to the verification problem of PERFECT RESILIENCE where the constructed skipping routing is perfectly resilient if and only if the original instance of 3-SAT (a formula ϕ) is *not* satisfiable.

Let $\mathcal{V} = \{x_1, x_2, \dots, x_n\}$ and $\mathcal{C} = \{C_1, C_2, \dots, C_m\}$ be the set of variables and clauses of an input formula ϕ . We construct an instance of the verification problem for PERFECT RESILIENCE with skipping priorities. We start with two nodes c and t , which are connected by a link and where t is the target. Next, for each variable $x_i \in \mathcal{V}$, we add four nodes $p_{x_i}, n_{x_i}, p_{\overline{x_i}}$, and $n_{\overline{x_i}}$ and the six links $\{c, p_{x_i}\}, \{c, n_{x_i}\}, \{p_{x_i}, n_{x_i}\}, \{c, p_{\overline{x_i}}\}, \{c, n_{\overline{x_i}}\}$, and $\{p_{\overline{x_i}}, n_{\overline{x_i}}\}$. For each clause $C_j \in \mathcal{C}$, we add three nodes u_j, v_j, w_j and three links $\{c, u_j\}, \{c, v_j\}, \{c, w_j\}$. See Figure 4a for an example of the construction and note that the graph is planar and the number of nodes and links is linear in the number of variables and clauses in ϕ . We continue with the priority lists. Note that if the link $\{c, t\}$ fails, then only packets starting in t can reach t . Hence, we assume in the remainder of the proof that this link does not fail. Hence, we only need to state the priority lists for c (for different in-ports) up to t . The priority lists are given in Figure 4b. Before we formally state the proof, let us give some high-level intuition. The goal is to find a set of failing links that cause the packet to loop forever between c and variable nodes ($p_{x_i}, n_{x_i}, p_{\overline{x_i}}$ and $n_{\overline{x_i}}$) and clause nodes (u_j, v_j , and w_j). First, if the center node c ever receives the packet from a node p_{x_i} or $p_{\overline{x_i}}$ for some x_i , then it immediately forwards the packet to t . We next show for each i that exactly one of the links $\{c, n_{x_i}\}$ and $\{c, n_{\overline{x_i}}\}$ fails in any solution. Assume that c receives the packet from $n_{x_{i-1}}$ or $n_{\overline{x_{i-1}}}$ (or from u_m, v_m, w_m or it starts in c for $i = 1$). Then not both the links $\{c, p_{x_i}\}$ and $\{c, p_{\overline{x_i}}\}$ can fail as otherwise the packet is sent to t . Assume the packet is sent to $p_{\overline{x_i}}$ (the other case is symmetric). If either of the links $\{p_{\overline{x_i}}, n_{\overline{x_i}}\}$ or $\{n_{\overline{x_i}}, c\}$ fails, then the packet is sent back from $p_{\overline{x_i}}$ to c and then sent to t . Hence, neither of these links fail and the packet is forwarded over these links. Now assume the link $\{c, n_{x_i}\}$ does not fail. Then, the packet is sent through that link. Now at least one of the links $\{n_{x_i}, p_{x_i}\}$ and $\{p_{x_i}, c\}$ has to fail or c receives the packet from p_{x_i} . Hence, the packet is sent back to c from n_{x_i} . However, by construction the packet is now sent to $n_{\overline{x_i}}$ and consequently to $p_{\overline{x_i}}$, back to c , and then to t . Thus, exactly one of the links $\{c, n_{x_i}\}$ and $\{c, n_{\overline{x_i}}\}$ fails in any solution and whichever does not fail, the entire respective loop also does not fail. We say that if the link $\{c, n_{x_i}\}$ fails, then x_i is set to true and if the link $\{c, n_{\overline{x_i}}\}$ fails, then x_i is set to false.

We now show that the reduction is correct, that is, ϕ is satisfiable if and only if the constructed routing is not perfectly resilient. In the forward direction, assume that a satisfying assignment β for ϕ exists. We let the links $\{c, p_{x_i}\}$ and $\{c, n_{x_i}\}$ fail for each variable x_i set to true by β and we let the links $\{c, p_{\overline{x_i}}\}$ and $\{c, n_{\overline{x_i}}\}$ fail whenever x_i is set to false by β . Moreover, for each clause $C_j = (q_j \vee r_j \vee s_j)$, we pick one variable that satisfies the clause under β . If q_j is picked, then we let links $\{c, v_j\}$ and $\{c, w_j\}$ fail. If r_j is picked, then we let links $\{c, u_j\}$ and $\{c, w_j\}$ fail. If s_j is picked, then we let links $\{c, u_j\}$ and $\{c, v_j\}$ fail. Now, the packet goes through p_{x_i} and n_{x_i} or $p_{\overline{x_i}}$ and $n_{\overline{x_i}}$ for all i in increasing order. Then, for each clause C_j in increasing order, it goes to the previously chosen node (u_j, v_j , or w_j) and immediately returns to c . Then, it goes to the next clause as we have a satisfying assignment and hence the link to $n_{q_j}/n_{r_j}/n_{s_j}$ fails. Afterwards it again goes through all variables and this cycle continues indefinitely. Thus, the constructed routing is not perfectly resilient.

In the other direction, assume that the constructed routing is not perfectly resilient and let F be a failure scenario where the packet does not reach t from some source node. We have already shown that exactly one of the links $\{c, n_{x_i}\}$ and $\{c, n_{\overline{x_i}}\}$ fails for each variable x_i and how this corresponds to an assignment. If the packet reaches some clause node u_j, v_j , or w_j (or starts there and there exists some path to c and t), then it is sent to c . Then, c tries to send the packet to a node n_{x_i} or $n_{\overline{x_i}}$ for some x_i . If this link does not fail (which corresponds to the case where



node	in-port	priority list
p_{x_i}	c	n_{x_i}, c
p_{x_i}	n_{x_i}, p_{x_i}	c, n_{x_i}
n_{x_i}	c	p_{x_i}, c
n_{x_i}	p_{x_i}, n_{x_i}	c, p_{x_i}
$p_{\bar{x}_i}$	c	$n_{\bar{x}_i}, c$
$p_{\bar{x}_i}$	$n_{\bar{x}_i}, p_{\bar{x}_i}$	$c, n_{\bar{x}_i}$
$n_{\bar{x}_i}$	c	$p_{\bar{x}_i}, c$
$n_{\bar{x}_i}$	$p_{\bar{x}_i}, n_{\bar{x}_i}$	$c, p_{\bar{x}_i}$
u_j	*	c
v_j	*	c
w_j	*	c
c	c	$p_{x_1}, p_{\bar{x}_1}, t$
c	$p_{x_i}, p_{\bar{x}_i}$	t
c	n_{x_i}	$n_{\bar{x}_i}, p_{x_{i+1}}, p_{\bar{x}_{i+1}}, t$
c	$n_{\bar{x}_i}$	$n_{x_i}, p_{x_{i+1}}, p_{\bar{x}_{i+1}}, t$
c	n_{x_n}	$n_{\bar{x}_n}, u_1, v_1, w_1, t$
c	$n_{\bar{x}_n}$	$n_{x_n}, u_1, v_1, w_1, t$
c	u_m	$n_{q_m}, p_{x_1}, p_{\bar{x}_1}, t$
c	v_m	$n_{r_m}, p_{x_1}, p_{\bar{x}_1}, t$
c	w_m	$n_{s_m}, p_{x_1}, p_{\bar{x}_1}, t$
c	u_j	$n_{q_j}, u_{j+1}, v_{j+1}, w_{j+1}, t$
c	v_j	$n_{r_j}, u_{j+1}, v_{j+1}, w_{j+1}, t$
c	w_j	$n_{s_j}, u_{j+1}, v_{j+1}, w_{j+1}, t$

(b) Table of the priority lists for all nodes (except for the target t). The symbol $*$ stands for the case that the priority list does not depend on the in-port. We use q_j , r_j , and s_j to denote the three literals in clause C_j , respectively. As an example, if clause $C_0 = (x \vee y \vee \bar{z})$, then $q_0 = x$, $r_0 = y$, and $s_i = \bar{z}$. Priority lists for node c are only shown up to the target t .

Figure 4: Example of the construction of an instance in the proof of Theorem 5.

the clause C_j is not satisfied by the respective assignment of the corresponding variable), then the packet is sent to the respective node n_y and subsequently to p_y and back to c from p_y as the entire loop is not failing whenever the link $\{c, n_y\}$ is not failing (as shown above). If all three links to a clause gadget fail, then the packet is directly sent to t , so we may assume that at least one of them is not failing. The first one that is not failing will encode the satisfying assignment for the respective clause. The packet is then sent to one of the three nodes for the next clause and the cycle continues. This cycle can only continue indefinitely, if all clauses are satisfied by the chosen assignment, that is, the formula ϕ is satisfiable. This concludes the proof. We note that the hardness result holds even in case that we know the source of the packet as, e.g., injecting the packet at c is already enough to argue for coNP hardness. \square

3.3 Hardness of Ideal Resilience Verification

We next turn towards ideal resilience. We also show that the problem is coNP -complete, however this time we cannot show hardness for the special case of planar graphs. Note that any 6-connected graph has no nodes of degree less than six. Hence, no such graph is planar as planar graphs are 5-degenerate, meaning that each subgraph (including the entire graph) has a node of degree at

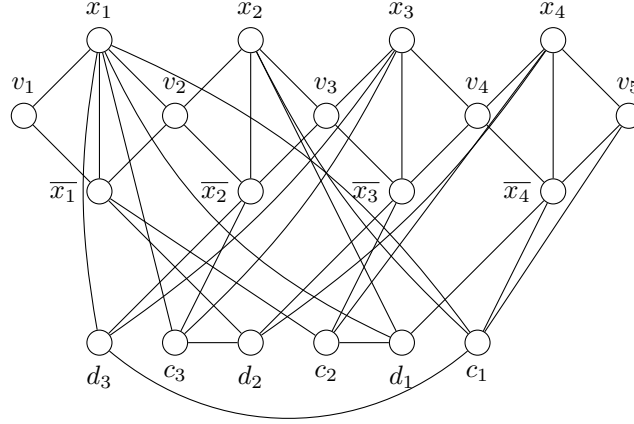


Figure 5: Construction of the graph in the proof of Theorem 6 for the formula

$$\phi = (x_1 \vee x_2 \vee \neg x_4) \wedge (\neg x_1 \vee \neg x_3 \vee x_4) \wedge (x_1 \vee \neg x_2 \vee x_3)$$

excluding the clique K and the target t .

most 5. Since the verification problem can be solved in polynomial-time for each constant k , the verification problem for IDEAL RESILIENCE actually becomes polynomial-time solvable if the input graph is planar.

Theorem 6. *Verification for IDEAL RESILIENCE with skipping priorities is coNP-complete.*

Proof. As containment in coNP is stated in Theorem 2, we focus on the hardness part. We again present a reduction from 3-SAT where the number of nodes is linear in the number of variables and clauses in the input formula and where the constructed forwarding pattern is ideally resilient if and only if the input formula is not satisfiable.

Let ϕ be a formula with variables $\mathcal{V} = \{x_1, x_2, \dots, x_n\}$ and clauses $\mathcal{C} = \{C_1, C_2, \dots, C_m\}$. We start with a clique K of $2n + 2m + 1$ nodes $u_0, u_1, \dots, u_{2n+2m}$. All of the following nodes will be connected to all nodes in K . Next, we add the target t , three nodes v_i, x_i and \bar{x}_i for each variable $x_i \in \mathcal{V}$, and two nodes c_j and d_j for each clause $C_j \in \mathcal{C}$. We also add a node v_{n+1} . Apart from the links to K , we add the following links for each variable x_i : $\{v_i, x_i\}, \{v_i, \bar{x}_i\}, \{x_i, \bar{x}_i\}, \{x_i, v_{i+1}\}, \{\bar{x}_i, v_{i+1}\}$. For each clause C_j , let p_j, q_j, r_j be the three literals appearing in C_j . We add the links $\{c_j, p_j\}, \{c_j, q_j\}, \{c_j, r_j\}, \{d_j, p_j\}, \{d_j, q_j\}, \{d_j, r_j\}$. Finally, we add the links $\{d_j, c_{j+1}\}$ and $\{c_{j+1}, d_j\}$ for each $j < m$ and the links $\{d_m, c_1\}$ and $\{c_1, d_m\}$. An example of the constructed network is shown in Figure 5. We continue with the priority lists and list them in Figure 6. Note that K ensures that the graph is $(2n + 2m + 1)$ -connected and t has exactly $2n + 2m + 1$ incident links. Thus, we assume that at most $k = 2n + 2m$ links fail and we only present the first $k + 1$ entries in each priority list. Before we formally state the proof, let us give some high-level intuition. We will later show that if the packet ever reaches a node in K , then it reaches t . Hence, for the packet to not reach t , it has to start at node v_1 as all other nodes immediately send it to some node in K (assuming at most k links fail). Next, we will show that for each $i \in [n]$, if the packet reaches v_i , then the only way to not be sent to a node in K is if either the links $\{v_i, x_i\}$ and $\{\bar{x}_i, v_{i+1}\}$ or the links $\{v_i, \bar{x}_i\}$ and $\{x_i, v_{i+1}\}$ fail. In both cases, the packet reaches v_{i+1} and which of the links incident to v_i fails will encode the assignment of variable x_i in a solution. More specifically, we say in the first case that x_i is set to true and in the second case that it is set to false. Once the packet reaches v_{n+1} , it is sent to c_1 (or to K and subsequently to t). Now, for each c_j , if the three incident links to p_j, q_j and r_j fail, then the packet is sent to K . So at least one of these links does not fail and when the packet is sent to one of these three nodes, then it is checked that the respective variable is set correctly to satisfy C_j . If this is not

node	in-port	priority list
u_i	*	$t, u_{i+1}, \dots, u_{2n+2m}, u_0, \dots, u_{i-1}$
v_1	v_1	$x_1, \overline{x_1}, K$
v_1	*	K
v_i	x_{i-1}	$\overline{x_{i-1}}, x_i, \overline{x_i}, K$
v_i	$\overline{x_{i-1}}$	$x_{i-1}, x_i, \overline{x_i}, K$
v_i	*	K
v_{n+1}	x_n	$\overline{x_n}, c_1, K$
v_{n+1}	$\overline{x_n}$	x_n, c_1, K
v_{n+1}	*	K
x_i	v_i	$\overline{x_i}, K$
x_i	$\overline{x_i}$	v_i, v_{i+1}, K
x_i	c_j	v_i, d_j, K
x_i	*	K
$\overline{x_i}$	v_i	x_i, K
$\overline{x_i}$	x_i	v_i, v_{i+1}, K
$\overline{x_i}$	c_j	v_i, d_j, K
$\overline{x_i}$	*	K
c_1	v_{n+1}, d_m	p_1, q_1, r_1, K
c_1	*	K
c_j	d_j	p_j, q_j, r_j, K
c_j	*	K
d_m	p_m, q_m, r_m	c_1, K
d_m	*	K
d_j	p_j, q_j, r_j	c_{j+1}, K
d_j	*	K

Figure 6: Table of the priority lists for all nodes (except for the target t) in the construction in the proof of Theorem 6. The symbol $*$ stands for all in-ports that are not listed elsewhere in the table. We use p_i, q_i , and r_i to denote the three literals in clause C_i , respectively. As an example, if clause $C_1 = (x_1 \vee x_2 \vee \overline{x_4})$, then $p_1 = x_1$, $q_1 = x_2$, and $r_1 = \overline{x_4}$. We only give the first $k + 1 = 2n + 2m + 1$ entries in each priority list and K stands for the priority list $u_0, u_1, \dots, u_{2n+2m}$.

the case, then the packet is sent to some v_i , then to some node in K and subsequently to t . So the only way to avoid this is to send the packet to some variable node satisfying the respective clause. In this case, the packet is forwarded to d_j and then to c_{j+1} . Once the node d_m is reached (which corresponds to the case where the entire formula is satisfied by the chosen assignment), the routing continues with c_1 and then repeats the cycle indefinitely.

We now make the argument more formal. First, we show that if some node in K is reached and at most k links fail, then the target t is reached. Let i be the index such that $u_i \in K$ is reached and assume towards a contradiction that there is a failure scenario F of size at most $k = 2m + 2n$ such that t is not reached. By construction, if some node $u_j \in K$ is reached and the link $\{u_j, t\}$ does not fail, then t is reached. Hence, $\{u_i, t\} \in F$. We will consider two indices a and b , where initially $a = i$ and $b = i + 1$. The node u_a is the last node reached in K and u_b is the next node to be visited, that is, the links $\{u_a, u_j\}$ fail for all $j \in \{a + 1, a + 2, \dots, b - 1\}$ if $b > a$ and for all $j \in \{a + 1, a + 2, \dots, 2n + 2m, 0, 1, \dots, b - 1\}$ otherwise. If none of the links $\{u_i, u_{i+1}\}$ and $\{u_{i+1}, t\}$ fail, then t is reached. If $\{u_i, u_{i+1}\}$ does not fail, then we update $u_a = u_b$. Otherwise, we keep u_a unchanged. In either case, we update $u_b = u_{b+1}$ if $b \neq 2n + 2m$ and $u_b = u_0$ otherwise. Note that for each node u_b with $u \neq i$ it holds that some link $\{u_a, u_b\}$ with $a \in \{i, i + 1, \dots, b - 1\}$ if $i < b$ or $a \in \{i, i + 1, \dots, 2n + 2m, 0, 1, \dots, b - 1\}$ or the link $\{u_b, t\}$ fails. Since the same link is never counted for two different indices b (if a is between i and b , then b cannot be between i and a), this gives $2n + 2m$ links (in addition to $\{u_i, b\}$) in F , a contradiction to $|F| \leq 2n + 2m = k$.

Thus, if a node in K is reached and at most k links fail, then t is reached.

To conclude the proof, note that if ϕ is satisfiable, then let β be a satisfying assignment. For each variable x_i , if β sets it to true, then we let links $\{v_i, x_i\}$ and $\{\bar{x}_i, v_{i+1}\}$ fail and otherwise, we let links $\{v_i, \bar{x}_i\}$ and $\{x_i, v_{i+1}\}$ fail. Next, for each clause C_j , we let the links between c_j and all literals that do not satisfy C_j under β fail. Since each clause has size three and β satisfies ϕ , this fails at most $2m$ clauses. Now, as shown above, if the routing starts in v_1 , then it is routed through all variables and reaches v_{n+1} . From there, it is forwarded to c_1 . Next, for each clause, it is forwarded to one literal such that C_j is satisfied by the respective literal under β . Note that this corresponds to the case where the link between that literal (x_i or \bar{x}_i) and v_i fails. Hence, the packet is next sent to d_j and then to c_{j+1} (or from d_m to c_1). Since this cycle continues indefinitely, the constructed forwarding pattern is not ideally resilient.

In the other direction, if the constructed forwarding pattern is not ideally resilient, then the routing has to start in v_1 and avoid K as shown above. Hence, for each variable x_i it holds that link $\{v_i, x_i\}$ and $\{\bar{x}_i, v_{i+1}\}$ or $\{v_i, \bar{x}_i\}$ and $\{x_i, v_{i+1}\}$ fail. We define an assignment for all variables by setting x_i to true whenever $\{v_i, x_i\}$ fails and to false whenever $\{v_i, \bar{x}_i\}$ fails. Note that not both of the links can fail as otherwise v_i sends the packet to some node in K . Now, the only possibility for the routing to continue indefinitely is if the packet is sent through a cycle of all nodes c_j and d_j . Between these two nodes, it has to be sent through a node x_i or \bar{x}_i . Once this node receives the packet from c_j , it sends it to v_i if the link $\{x_i, v_i\}$ does not fail. The node v_i then sends it to some node in K . Hence, the link $\{x_i, v_i\}$ fails and this corresponds to the case where C_j is satisfied by x_i in the constructed assignment. This assignment satisfies all clauses, the input formula ϕ is satisfiable and that concludes the proof. \square

We mention that nodes of high degree are necessary in the case of ideal resilience as any constant-degree node means that the connectivity of the input graph and therefore also k is constant which results in a polynomial-time solvable problem. We leave it as an open problem whether the reduction for perfect resilience can be modified to have bounded degree.

Note that the number of nodes in the networks constructed in the previous proofs are linear in the number of variables and clauses of the input formulas. Assuming a complexity hypothesis called the exponential time hypothesis (ETH), 3-SAT cannot be solved in $2^{o(n+m)}$ time [20], where n and m are the number of variables and clauses in the input formula. Hence, both verification problems cannot be solved in $2^{o(n)}$ time. This contrasts the typical results that many problems on planar graphs can be solved in subexponential time (usually $2^{\sqrt{n}}$ time) [10, 23, 25]. However, as we just proved, this is surprisingly not the case for the verification problem for ideal or perfect resilience (assuming the ETH).

4 Conclusion and Open Questions

Fast re-route mechanisms that allow for a local and immediate reaction to link failures are essential in present-day dependable computer networks. Several approaches for fast re-routing have been implemented and deployed in essentially every type of computer network. However, the question for which graphs we can efficiently construct perfectly resilient protection mechanisms, meaning that they should guarantee packet delivery in any failure scenario as long as the source and target nodes remain physically connected, has not been solved yet. The exact computational complexity of deciding whether a given network topology together with a target node allows for a perfectly resilient routing protection is showed to be polynomial by the application of Robertson and Seymour theorem [30] together with the minor-stability result [16] for the existence of a perfectly resilient routing to all possible target nodes as well as to a given target node (via the rooted variant of this result [28, 29]). This contrasts our result that the verification problem is computationally hard—we showed by a nontrivial reduction from 3-SAT that the question whether a given set of routing tables for a fixed target node is perfectly resilient is **coNP**-complete.

We have also studied a variant of a local fast re-route that is in-port oblivious (i.e., the packet's incoming interface is not part of the routing tables). This potentially enables a faster failover

protection as well as a more memory-efficient way of storing the forwarding tables. In this restricted case, we were able to provide a linear-time algorithm that determines whether a given in-port oblivious routing is perfectly resilient and we showed that the synthesis problem is also decidable in linear time, allowing us to efficiently construct in-port oblivious routing tables for the topologies where this is indeed possible.

A major open problem is to design a concrete algorithm that for a given network constructs in polynomial time perfectly resilient routing tables whenever this is possible.

Acknowledgements

This work was partially supported by the European Research Council (ERC) under the European Union’s Horizon 2020 research and innovation program (grant agreement No. 819416) and ERC Consolidator grant AdjustNet (agreement No. 864228).

References

- [1] Gregor Bankhamer, Robert Elsässer, and Stefan Schmid. Randomized local fast rerouting for datacenter networks with almost optimal congestion. In *Proceedings of the 35th International Symposium on Distributed Computing (DISC)*, pages 9:1–9:19. Schloss Dagstuhl - Leibniz-Zentrum für Informatik, 2021. doi: 10.4230/LIPICS.DISC.2021.9.
- [2] Ahmed Bashandy, Clarence Filsfils, B Decraene, S Litkowski, P Francois, D Voyer, F Clad, and P Camarillo. Topology independent fast reroute using segment routing. *Working Draft*, 2018.
- [3] Marco Chiesa, Andrei V. Gurtov, Aleksander Madry, Slobodan Mitrovic, Ilya Nikolaevskiy, Michael Schapira, and Scott Shenker. On the resiliency of randomized routing against multiple edge failures. In *ICALP*, pages 134:1–134:15, 2016.
- [4] Marco Chiesa, Ilya Nikolaevskiy, Slobodan Mitrovic, Aurojit Panda, Andrei V. Gurtov, Aleksander Madry, Michael Schapira, and Scott Shenker. The quest for resilient (static) forwarding tables. In *Proceedings of the 35th Annual IEEE International Conference on Computer Communications (INFOCOM)*, pages 1–9. IEEE, 2016. doi: 10.1109/INFOCOM.2016.7524552.
- [5] Marco Chiesa, Ilya Nikolaevskiy, Aurojit Panda, Andrei V. Gurtov, Michael Schapira, and Scott Shenker. Exploring the limits of static failover routing (v4). abs/1409.0034.v4, 2016.
- [6] Marco Chiesa, Ilya Nikolaevskiy, Slobodan Mitrovic, Andrei V. Gurtov, Aleksander Madry, Michael Schapira, and Scott Shenker. On the resiliency of static forwarding tables. *IEEE/ACM Transactions on Networking*, 25(2):1133–1146, 2017. doi: 10.1109/TNET.2016.2619398.
- [7] Marco Chiesa, Roshan Sedar, Gianni Antichi, Michael Borokhovich, Andrzej Kamisinski, Georgios Nikolaidis, and Stefan Schmid. PURR: A primitive for reconfigurable fast reroute: Hope for the best and program for the worst. In *Proceedings of the 15th International Conference on emerging Networking EXperiments and Technologies (CoNEXT)*, pages 1–14. ACM, 2019. doi: 10.1145/3359989.3365410.
- [8] Marco Chiesa, Andrzej Kamisinski, Jacek Rak, Gábor Rétvári, and Stefan Schmid. A survey of fast-recovery mechanisms in packet-switched networks. *IEEE Communications Surveys and Tutorials*, 23(2):1253–1301, 2021. doi: 10.1109/COMST.2021.3063980.
- [9] Wenkai Dai, Klaus-Tycho Foerster, and Stefan Schmid. A tight characterization of fast failover routing: Resiliency to two link failures is possible. In *Proceedings of the 35th ACM Symposium on Parallelism in Algorithms and Architectures (SPAA)*, pages 153–163. ACM, 2023. doi: 10.1145/3558481.3591080.

- [10] Erik D. Demaine and MohammadTaghi Hajiaghayi. The bidimensionality theory and its algorithmic applications. *The Computer Journal*, 51(3):292–302, 2008.
- [11] Jack R. Edmonds. Edge-disjoint branchings. *Combinatorial Algorithms*, pages 91–96, 1973.
- [12] Joan Feigenbaum, Brighten Godfrey, Aurojit Panda, Michael Schapira, Scott Shenker, and Ankit Singla. Brief announcement: On the resilience of routing tables. In *PODC*, pages 237–238. ACM, 2012.
- [13] Klaus-Tycho Foerster, Mahmoud Parham, Marco Chiesa, and Stefan Schmid. TI-MFA: Keep calm and reroute segments fast. In *Proceedings of the 37th IEEE Conference on Computer Communications Workshops (INFOCOM)*, pages 415–420. IEEE, 2018. doi: 10.1109/INFOCOMW.2018.8406885.
- [14] Klaus-Tycho Foerster, Juho Hirvonen, Yvonne-Anne Pignolet, Stefan Schmid, and Gilles Trédan. On the feasibility of perfect resilience with local fast failover. In *Proceedings of the 2nd SIAM Symposium on Algorithmic Principles of Computer Systems (APOCS)*, pages 55–69. SIAM, 2021. doi: 10.1137/1.9781611976489.5.
- [15] Klaus-Tycho Foerster, Andrzej Kamisinski, Yvonne-Anne Pignolet, Stefan Schmid, and Gilles Trédan. Grafting arborescences for extra resilience of fast rerouting schemes. In *INFOCOM*, pages 1–10. IEEE, 2021.
- [16] Klaus-Tycho Foerster, Juho Hirvonen, Yvonne-Anne Pignolet, Stefan Schmid, and Gilles Trédan. On the price of locality in static fast rerouting. In *Proceedings of the 52nd Annual IEEE/IFIP International Conference on Dependable Systems and Networks (DSN)*, pages 215–226. IEEE, 2022. doi: 10.1109/DSN53405.2022.00032.
- [17] Csaba Györgyi, Kim G. Larsen, Stefan Schmid, and Jiri Srba. Syrep: Efficient synthesis and repair of fast re-route forwarding tables for resilient networks. In *Proceedings of the 54th Annual IEEE/IFIP International Conference on Dependable Systems and Networks (DSN)*, pages 483–494. IEEE, 2024. doi: 10.1109/DSN58291.2024.00053.
- [18] Csaba Györgyi, Kim G. Larsen, Stefan Schmid, and Jiri Srba. Syper: Synthesis of perfectly resilient local fast re-routing rules for highly dependable networks. In *IEEE INFOCOM 2024 - IEEE Conference on Computer Communications*, pages 2398–2407, 2024. doi: 10.1109/INFOCOM52122.2024.10621323.
- [19] Thomas Holterbach, Stefano Vissicchio, Alberto Dainotti, and Laurent Vanbever. SWIFT: Predictive fast reroute. In *Proceedings of the 31st Conference of the ACM Special Interest Group on Data Communication (SIGCOMM)*, pages 460–473. ACM, 2017. doi: 10.1145/3098822.3098856.
- [20] Russell Impagliazzo, Ramamohan Paturi, and Francis Zane. Which problems have strongly exponential complexity? *Journal of Computer and System Sciences*, 63(4):512–530, 2001.
- [21] Peter Gjøøl Jensen, Dan Kristiansen, Stefan Schmid, Morten Konggaard Schou, Bernhard Clemens Schrenk, and Jiri Srba. AalWiNes: A fast and quantitative what-if analysis tool for MPLS networks. In *Proceedings of the 16th International Conference on emerging Networking EXperiments and Technologies (CoNEXT)*, pages 474–481. ACM, 2020. doi: 10.1145/3386367.3431308.
- [22] Richard M. Karp. Reducibility among combinatorial problems. In *Complexity of computer computations*, pages 85–103. Plenum Press, 1972.
- [23] Philip N. Klein and Dániel Marx. A subexponential parameterized algorithm for subset TSP on planar graphs. In *Proceedings of the 25th Annual ACM-SIAM Symposium on Discrete Algorithms (SODA)*, pages 1812–1830. SIAM, 2014.

- [24] Junda Liu, Aurojit Panda, Ankit Singla, Brighten Godfrey, Michael Schapira, and Scott Shenker. Ensuring connectivity via data plane mechanisms. In *Proceedings of the 10th USENIX Symposium on Networked Systems Design and Implementation (NSDI)*, pages 113–126. USENIX Association, 2013.
- [25] Jesper Nederlof. Detecting and counting small patterns in planar graphs in subexponential parameterized time. In *Proceedings of the 52nd Annual ACM SIGACT Symposium on Theory of Computing (STOC)*, pages 1293–1306. ACM, 2020.
- [26] Ping Pan, George Swallow, and Alia Atlas. Fast reroute extensions to RSVP-TE for LSP tunnels. *RFC*, 4090:1–38, 2005.
- [27] Jozef Papán, Pavel Segeč, Marek Moravčík, Martin Kontšek, L’udovít Mikuš, and Jana Uramová. Overview of IP fast reroute solutions. In *Proceedings of the International Conference on Emerging eLearning Technologies and Applications (ICETA)*, pages 417–424, 2018.
- [28] Neil Robertson and Paul D. Seymour. Graph minors IV. Tree-width and well-quasi-ordering. *Journal of Combinatorial Theory, Series B*, 48(2):227–254, 1990. doi: 10.1016/0095-8956(90)90120-O.
- [29] Neil Robertson and Paul D. Seymour. Graph minors XIII. The disjoint paths problem. *Journal of Combinatorial Theory, Series B*, 63(1):65–110, 1995. doi: 10.1006/JCTB.1995.1006.
- [30] Neil Robertson and P.D Seymour. Graph minors. VIII. A Kuratowski theorem for general surfaces. *Journal of Combinatorial Theory, Series B*, (48(2)):255–288, 1990.
- [31] Switch Specification 1.3.1. OpenFlow. In <https://bit.ly/2Vj0077>, 2013.