

A Gap Between Decision Trees and Neural Networks

Akash Kumar

(AKK002@UCSD.EDU)

Department of Computer Science & Engineering
University of California-San Diego
La Jolla, CA 92093-0404, USA

Abstract

We study when geometric simplicity of decision boundaries, used here as a notion of interpretability, can conflict with accurate approximation of axis-aligned decision trees by shallow neural networks. Decision trees induce rule-based, axis-aligned decision regions (finite unions of boxes), whereas shallow ReLU networks are typically trained as score models whose predictions are obtained by thresholding. We analyze the infinite-width, bounded-norm, single-hidden-layer ReLU class through the Radon total variation (\mathcal{RTV}) seminorm, which controls the geometric complexity of level sets.

We first show that the hard tree indicator 1_A has infinite \mathcal{RTV} . Moreover, two natural split-wise continuous surrogates—piecewise-linear ramp smoothing and sigmoidal (logistic) smoothing—also have infinite \mathcal{RTV} in dimensions $d > 1$, while Gaussian convolution yields finite \mathcal{RTV} but with an explicit exponential dependence on d .

We then separate two goals that are often conflated: classification after thresholding (recovering the decision set) versus score learning (learning a calibrated score close to 1_A). For classification, we construct a smooth barrier score S_A with finite \mathcal{RTV} whose fixed threshold $\tau = 1$ exactly recovers the box. Under a mild tube-mass condition near ∂A , we prove an $L_1(P)$ calibration bound that decays polynomially in a sharpness parameter, along with an explicit \mathcal{RTV} upper bound in terms of face measures. Experiments on synthetic unions of rectangles illustrate the resulting accuracy–complexity tradeoff and how threshold selection shifts where training lands along it.

1 Introduction

In safety-critical and socially sensitive applications, it is often desirable to deploy predictors whose behavior can be explained and audited. A common interpretable baseline is the axis-aligned decision tree: it classifies $x \in \mathbb{R}^d$ by a sequence of one-dimensional threshold tests. Equivalently, it induces a piecewise-constant classifier of the form

$$f_{\text{DT}}(x) = \mathbf{1}\{x \in A\},$$

where $A \subseteq \mathbb{R}^d$ is a finite union of axis-aligned boxes.

In contrast, a single-hidden-layer network forms a score

$$x \mapsto \sum_{k=1}^K v_k \sigma(w_k^\top x - b_k),$$

and typically produces a classifier only after applying a nonlinearity and/or threshold. We analyze the infinite-

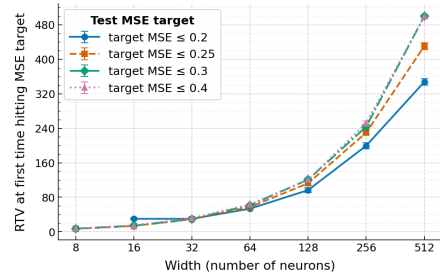


Figure 1: Width- \mathcal{RTV} frontier (depth-1 ReLU, box task).

width, bounded-norm counterpart of this model through the *Radon total variation* (\mathcal{RTV}) seminorm $\|\cdot\|_{\mathcal{R}}$ (Savarese et al., 2019; Ongie et al., 2020; Parhi and Nowak, 2020). Intuitively, $\|\cdot\|_{\mathcal{R}}$ controls the amount of geometric complexity in level sets of a function and coincides with the minimum-mass ridgelet (infinite-width ReLU) representation norm. This makes \mathcal{RTV} a natural lens for asking when shallow networks can represent tree-like decision structure without becoming geometrically complex.

Two learning goals that should be separated. There are (at least) two distinct objectives when “learning a tree” with a shallow net:

1. **Classification via thresholding.** Learn a score $s : \mathbb{R}^d \rightarrow [0, 1]$ such that $\{x : s(x) \geq \tau\} = A$ for some threshold τ (possibly fixed or tuned on validation data).
2. **Score learning / regression.** Learn a calibrated score close to 1_A (e.g., in $L_1(P)$), so that the score’s level sets and gradients align with the symbolic features of the tree.

These goals are often conflated in empirical evaluations: many very different score functions can induce the same thresholded classifier, so near-perfect classification accuracy can mask large differences in calibration and geometry.

This paper. We formalize the distinction above and show that it matters sharply under \mathcal{RTV} control. Structurally, we prove that the hard tree indicator 1_A has infinite \mathcal{RTV} . We then show that several natural continuous surrogates retain this pathology in $d > 1$: ramp smoothing is continuous piecewise-linear but typically has infinite \mathcal{RTV} when multiple split normals are present, and sigmoidal smoothing has infinite \mathcal{RTV} as soon as the depth is at least two. In contrast, Gaussian smoothing yields a finite \mathcal{RTV} bound, but with an explicit exponential dependence on the ambient dimension.

On the learning side, we show that *classification itself is easy* if one only requires correct thresholded decisions: we construct a smooth barrier score S_B for an axis-aligned box B such that a fixed cutoff $\tau = 1$ exactly recovers B . Under a mild tube-mass condition near ∂B , S_B is also $L_1(P)$ -close to 1_B with a polynomial rate in a sharpness parameter, and it has an explicit finite \mathcal{RTV} bound. Thus, shallow nets can match tree decisions via thresholding without approximating the discontinuous tree function in any strong sense. In contrast, insisting on a score that is both calibrated and geometrically simple reveals a quantitative accuracy–complexity frontier.

Contributions (informal). Let A be a finite union of axis-aligned boxes in \mathbb{R}^d .

1. *Hard trees lie outside bounded- \mathcal{RTV} balls.* For every $d \geq 1$, $\|1_A\|_{\mathcal{R}} = +\infty$.
2. *Naive smoothings can still have infinite \mathcal{RTV} in $d > 1$.* Ramp and sigmoidal split-wise smoothings retain infinite \mathcal{RTV} under mild conditions (in particular, multiple split directions / depth ≥ 2).
3. *Gaussian smoothing yields finite \mathcal{RTV} but is dimension-dependent.* Convolution with an isotropic Gaussian produces $\|f_\sigma\|_{\mathcal{R}} < \infty$ with an explicit bound that scales exponentially in d .
4. *Classification via thresholding admits finite- \mathcal{RTV} exact recovery.* We construct a smooth barrier score S_B with $\{S_B \geq 1\} = B$ and prove (i) an $L_1(P)$ calibration bound under a tube-mass condition and (ii) an explicit \mathcal{RTV} upper bound in terms of the box face measures.

5. *Experiments.* On synthetic unions of rectangles, we empirically trace the calibration–complexity frontier and illustrate how post hoc threshold tuning changes the induced decision set without changing the underlying learned score.

So, if one only cares about the *thresholded classifier*, shallow nets can represent trees easily. If one cares about learning a score that is both *interpretable* (low \mathcal{RTV} , gradients aligned to splits) and *close* to the symbolic model, a quantitative trade-off emerges. This clarifies what exactly is in tension and why thresholding alone can mask feature misalignment.

2 Related Work

The accuracy–interpretability debate. Early empirical work reported an apparent performance gap between transparent models (linear regressions, GAMs, decision trees) and deep neural nets (Doshi-Velez and Kim, 2017; Kumar et al., 2025). More recent benchmarks and case studies nuance this picture: in some regimes, carefully tuned interpretable models can rival black-box baselines, and the relationship between interpretability and predictive performance can be non-monotonic (Lovo et al., 2025; Atrey et al., 2025). In high-stakes settings, some authors argue that the presumed trade-off is overstated and advocate for interpretable-by-design predictors (Rudin, 2019). Our analysis sharpens this discussion by identifying a dimension-dependent regime—captured through a geometric complexity measure—in which high accuracy necessarily coincides with large complexity.

Complexity measures for neural functions. Generalisation guarantees for neural networks are typically phrased in weight-space norms, e.g., the path-norm (Neyshabur et al., 2015), products of spectral norms (Bartlett et al., 2017), or Neural Tangent Kernel radii (Jacot et al., 2020). While these quantities can correlate with test error (and sometimes robustness), their connection to *geometric* properties of decision boundaries is indirect. A complementary viewpoint is provided by the *Radon bounded-variation* space $\mathcal{RBV}^2(\Omega)$ ($\Omega \subseteq \mathbb{R}^d$), defined via bounded Radon-domain total variation (\mathcal{RTV}) (Savarese et al., 2019). Representer theorems show that shallow ReLU networks trained with weight decay admit $\mathcal{RBV}^2(\Omega)$ solutions (Parhi and Nowak, 2021), and subsequent work develops RKBS perspectives and related structural/approximation results (Ongie et al., 2020; Mao et al., 2024; Kumar et al., 2024). Building on this framework, we analyze \mathcal{RTV} for both smoothed and hard decision-tree limits, highlighting regimes where symbolic transparency clashes with bounded-complexity function classes.

Approximation behaviour of shallow *versus* deep networks. Depth-2 networks are universal approximators of continuous functions on bounded domains under mild conditions on the activation (Cybenko, 1989; Hornik et al., 1989; Funahashi, 1989). Classical results quantify the curse of dimensionality for single-hidden-layer approximation of smooth targets, with width scaling like $\epsilon^{-d/n}$ for C^n functions (Pinkus, 1999; Mhaskar, 1996), and refinements for ReLU architectures clarifying how depth can mitigate this dependence (Yarotsky, 2018). For discontinuous or sharply varying targets, complexity can be dominated by boundary geometry; in our setting, the \mathcal{RTV} needed to represent (or closely calibrate) tree-style boundaries can scale rapidly with dimension, so bounded-complexity shallow predictors may require large width or additional depth to match tree-level accuracy. Depth-separation results provide a complementary perspective: certain functions computable by moderately deep networks provably require exponentially many units at smaller depth (Telgarsky, 2016; Eldan and Shamir, 2016).

Smooth decision trees and differentiable forests. Gradient-based tree learning has grown well beyond early neural decision forest constructions (Kontschieder et al., 2015; Frosst and Hinton, 2017). Neural Oblivious Decision Ensembles (NODE) combine stacks of feature-shared oblivious trees with end-to-end training and are competitive on tabular benchmarks (Popov et al., 2019). Adaptive Neural Trees learn both topology and predictors (Tanno et al., 2019), while the Tree Ensemble Layer integrates a soft forest into a deep network and trains jointly with upstream representations (Hazimeh et al., 2020). More recently, GRANDE optimizes large differentiable forests with Adam and reports strong empirical performance (Marton et al., 2024). These works show that back-prop can fit high-capacity tree-like models; our \mathcal{RTV} calculations provide a complementary explanation for why smoothing alone may not avoid dimension-driven complexity in regimes where sharp, axis-aligned boundaries dominate.

3 Problem Setup

Data space. We work on the ambient Euclidean space $\mathcal{X} = \mathbb{R}^d$ with $d \geq 1$. We denote a datapoint by $\mathbf{x} \in \mathcal{X}$ and scalar values by $y, z, \omega \in \mathbb{R}$.

Axis-aligned decision trees. A depth- D axis-aligned decision tree consists of internal nodes t , each testing a single coordinate x_{j_t} against a threshold $\theta_t \in \mathbb{R}$. Equivalently, each test can be written as $\mathbf{1}\{w_t^\top \mathbf{x} + b_t > 0\}$ with $w_t \in \{\pm e_j\}$ and $b_t \in \mathbb{R}$. Traversing the tree from root to leaf evaluates the classifier in $O(D)$ tests.

Each leaf ℓ corresponds to an axis-aligned cell (a box, possibly unbounded) $B_\ell = \prod_{j=1}^d [\ell_{\ell,j}, u_{\ell,j}]$, obtained by intersecting the halfspace constraints along its root-to-leaf path. Let \mathcal{L}_+ denote the leaves labeled 1. The induced classifier is

$$f_{DT}(\mathbf{x}) = \mathbf{1}\{\mathbf{x} \in A\}, \quad A = \bigcup_{\ell \in \mathcal{L}_+} B_\ell,$$

and (up to boundaries) this union is disjoint, so $f_{DT} = \sum_{\ell \in \mathcal{L}_+} \mathbf{1}_{B_\ell}$ a.e. Its decision boundary is composed of pieces of coordinate-aligned $(d-1)$ -hyperplanes. However, the jump discontinuities place f_{DT} outside smooth function classes such as reproducing kernel Hilbert spaces (RKHS) or the space of 2-layered infinite width ReLU neural networks, giving $\|f_{DT}\|_{\mathcal{R}} = \infty$ (see Section 4). For analytic control we therefore introduce smooth surrogates that soften each split while preserving this leaf/box structure (see Fig. 3).

Smoothed decision trees. All surrogates keep the same (\mathbf{w}_i, b_i) and depth D ; they differ only in how the sign test $\mathbf{1}\{\mathbf{w}_i^\top \mathbf{x} + b_i > 0\}$ is replaced.

Piecewise-linear ramp smoothing. For a margin width $\epsilon > 0$ define

$$\rho_\epsilon(z) = \begin{cases} 0, & z \leq -\frac{\epsilon}{2}, \\ \frac{z}{\epsilon} + \frac{1}{2}, & |z| < \frac{\epsilon}{2}, \\ 1, & z \geq \frac{\epsilon}{2}. \end{cases} \quad (1)$$

The ramp-smoothed tree is

$$f_{DT,\epsilon}(\mathbf{x}) = \prod_{i=1}^D \rho_\epsilon(\mathbf{w}_i^\top \mathbf{x} + b_i). \quad (2)$$

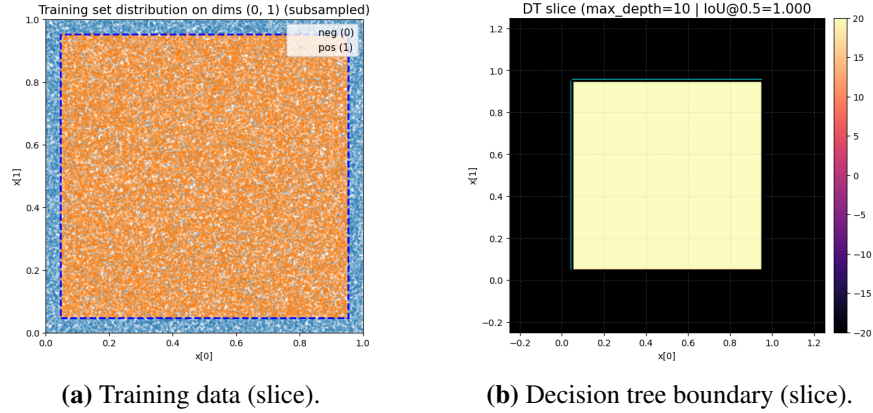


Figure 2: **Box-classification dataset and decision-tree baseline.** (a) Labeled samples for the synthetic box task, visualized on the (x_0, x_1) slice with $x_2 = x_3 = x_4 = 0.5$. Points are uniformly sampled from $[0, 1]^d$ and colored by box membership; the dashed rectangle denotes the ground-truth boundary on the slice. (b) An axis-aligned decision tree fit on the same data, visualized via its induced slice boundary.

It coincides with f_{DT} outside width- ϵ slabs and converges to the hard tree as $\epsilon \rightarrow 0$.

Sigmoidal (logistic) smoothing. With temperature $\gamma > 0$ let $\sigma_\gamma(z) = (1 + e^{-z/\gamma})^{-1}$. The model

$$f_{\text{DT},\gamma}(\mathbf{x}) = \prod_{i=1}^D \sigma_\gamma(\mathbf{w}_i^\top \mathbf{x} + b_i) \quad (3)$$

is infinitely differentiable; its transition width is $O(\gamma)$ and its spectrum decays faster than any polynomial in frequency, faster than the ramp yet slower than the Gaussian surrogate below.

Gaussian smoothing. Global diffusion is obtained by convolving the hard tree with an isotropic Gaussian kernel $G_\sigma(z) = (2\pi\sigma^2)^{-d/2} \exp(-\|z\|^2/(2\sigma^2))$:

$$f_\sigma(\mathbf{x}) = \int_{\mathbb{R}^d} f_{\text{DT}}(\mathbf{y}) G_\sigma(\mathbf{x} - \mathbf{y}) d\mathbf{y}. \quad (4)$$

This surrogate is C^∞ with Fourier transform $\widehat{f_\sigma}(\xi) = e^{-\sigma^2\|\xi\|^2/2} \widehat{f_{\text{DT}}}(\xi)$, implying exponential spectral decay. Unlike the ramp or sigmoid constructions—which preserve the separable, axis-aligned product structure—Gaussian convolution couples all coordinates, spreading the effect of each split over a neighbourhood of radius σ .

Each smoothing scheme recovers f_{DT} in the limit $\epsilon, \gamma, \sigma \rightarrow 0$, but exhibits markedly different regularity and spectral behaviour; these differences will be central to our subsequent analysis of their Radon total-variation norm.

Radon transform. For $f \in L^1(\mathbb{R}^d)$ the Radon transform is

$$\mathcal{R}f(\beta, t) := \int_{\{x: \beta^\top x = t\}} f(x) ds(x), \quad (\beta, t) \in \mathbb{S}^{d-1} \times \mathbb{R},$$

where ds denotes the $(d-1)$ -Lebesgue measure on the hyperplane. With the unitary Fourier convention $\widehat{f}(\xi) = (2\pi)^{-d/2} \int f(x) e^{-i\xi^\top x} dx$ the *Fourier-slice theorem* (see, e.g., [Kak and Slaney](#)

(1988)) gives

$$\mathcal{R}f(\beta, t) = (2\pi)^{\frac{1-d}{2}} \int_{\mathbb{R}} e^{i\omega t} \widehat{f}(\omega\beta) d\omega. \quad (5)$$

Second-order Radon bounded-variation space. Following Ongie et al. (2020); Parhi and Nowak (2021) we define

$$\mathcal{RBV}^2(\mathbb{R}^d) := \{f \in L^{\infty,1}(\mathbb{R}^d) : \|f\|_{\mathcal{R}} < \infty\},$$

where

$$\|f\|_{\mathcal{R}} := c_d \|\partial_t^2 \Lambda^{d-1} \mathcal{R}f\|_{\mathcal{M}(\mathbb{S}^{d-1} \times \mathbb{R})}, \quad c_d^{-1} = 2(2\pi)^{d-1}, \quad (6)$$

and $\Lambda^{d-1} = (-\partial_t^2)^{(d-1)/2}$ is the 1-D “ramp filter” operator.¹ The norm $\|\cdot\|_{\mathcal{R}}$ coincides with the minimum-width, infinite-neuron ReLU network norm introduced by Ongie et al. (2020), and measures the second-order total variation of $\mathcal{R}\{f\}$ across all projection directions. In this work we denote this seminorm by $\|\cdot\|_{\mathcal{R}}$.

Using the discussion above, it turns out the computation of $\|\cdot\|_{\mathcal{R}}$ in the one-dimensional setting can be simplified. This has been formally proven in Savarese et al. (2019) as follows:

Theorem 1 (Theorem 3.1 Savarese et al. (2019)) *For any function $f : \mathbb{R} \rightarrow \mathbb{R}$, we have:*

$$\mathcal{RTV}^2(f) = \max \left(\int_{-\infty}^{\infty} |f''(x)| dx, |f'(\infty) + f'(-\infty)| \right) \leq \int_{-\infty}^{\infty} |f''(x)| dx + 2 \inf_x |f'(x)|$$

In higher dimension, we follow a three-step procedure to compute $\|\cdot\|_{\mathcal{R}}$.

3.1 A universal three-step recipe for $\|f\|_{\mathcal{R}}$

Eq. (5) and linearity yield the following computational pattern, which we employ in this work.

1. **Fourier transform.** Obtain (exactly or up to an explicit bound) the Fourier transform $\widehat{f}(\xi)$.
2. **One-dimensional Radon slice.**
Substitute $\widehat{f}(\omega\beta)$ into (5) and differentiate once more in t :

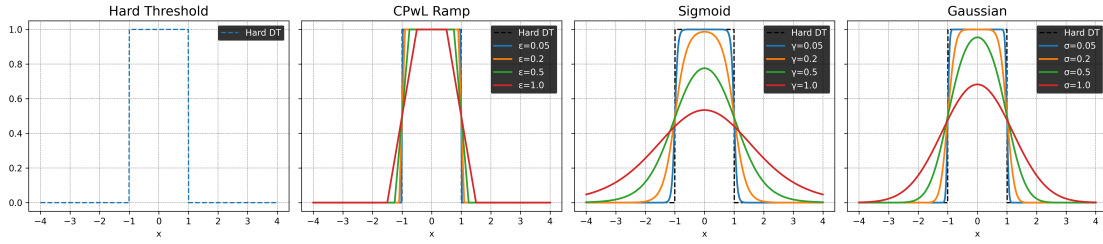
$$\partial_t^{d+1} \mathcal{R}f(\beta, t) = (2\pi)^{(1-d)/2} \int_{\mathbb{R}} (i\omega)^{d+1} e^{i\omega t} \widehat{f}(\omega\beta) d\omega.$$

3. **L^1 -norm of the $(d+1)$ st derivative.**
Integrate the absolute value over $t \in \mathbb{R}$ and $\beta \in \mathbb{S}^{d-1}$, applying Fubini/Tonelli and any required bounds on \widehat{f} to obtain $\|f\|_{\mathcal{R}}$.

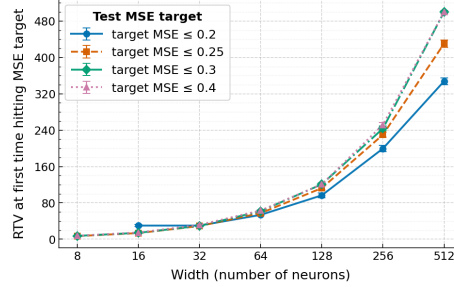
Intuitively, Step 1 encodes geometric information in frequency space, Step 2 converts that information into directional line integrals, and Step 3 aggregates the variation of these integrals to yield the Radon BV norm. The recipe is agnostic to the specific form of f ; it applies verbatim to the hard tree, ramp-smoothed, sigmoid-smoothed and Gaussian-smoothed models introduced earlier, differing only in the bounds used for \widehat{f} .

This formalises the procedure implicit in previous discussions: each $\|\cdot\|_{\mathcal{R}}$ -norm computation reduces to a Fourier bound followed by a one-D integration in the projection variable t .

1. For odd d the fractional power is interpreted via Fourier multipliers; all derivatives are taken in the sense of tempered distributions.



(a) Illustration of the three smoothing schemes.



(b) Width- \mathcal{RTV} frontier

Figure 3: Smoothing and complexity. Panel (a) visualizes how ramp, sigmoidal, and Gaussian smoothings soften a one-dimensional hard threshold. Panel (b) shows how the \mathcal{RTV} of shallow ReLU networks grows with width on the same box task, highlighting the trade-off between approximation quality and Radon total variation. For depth-1 ReLU networks trained with Adam (with weight decay) on the $d = 10$ box classification task, where $X \sim \text{Unif}([0, 1]^{10})$ and $y = \mathbf{1}\{x \text{ lies in a centered axis-aligned box}\}$ (roughly 50% positives). Curves correspond to test raw-MSE targets 0.20, 0.25, 0.30, and 0.40; for each width $m \in \{8, 16, 32, 64, 128, 256, 512\}$ we plot the mean $\mathcal{RTV}(W, a) = \frac{1}{2}(\|W\|_F^2 + \|a\|_2^2)$ at the first epoch when the test raw MSE drops below the target, averaged over multiple random initializations.

4 Approximation of Hard-Threshold Decision Trees via Shallow Networks

In Section 3 we introduced the Radon total-variation norm $\|\cdot\|_{\mathcal{R}}$ and its explicit form in Eq. (6). We now establish that this norm is *unbounded* for hard-threshold decision trees (Theorem 3). We start with the one-dimensional setting, where a decision tree reduces to a step function taking values in $\{0, 1\}$.

Consider the step function in single dimension denoted as $f_{\text{step}} : \mathbb{R} \rightarrow \mathbb{R}$, defined as

$$f_{\text{step}}(x) = \sum_{i=1}^n c_i \cdot \mathbf{1}\{x \in (z_i, z_{i+1})\}$$

for given set of scalars $-\infty < z_1 \leq z_2 \leq \dots \leq z_N < \infty$.

Lemma 2 $\mathcal{RTV}^2(f_{\text{step}})$ is unbounded.

Proof [Proof outline] For $d = 1$, $\|f\|_{\mathcal{R}} = \int_{\mathbb{R}} |f''(x)| dx$. Each jump at $x = z_i$ yields $f'' = c_i \delta'_{z_i}$, where δ'_{z_i} is a *dipole distribution* ($\langle \delta'_{z_i}, \varphi \rangle = -\varphi'(z_i)$). Approximating δ'_{z_i} by the mollifier $\delta'_\varepsilon(x - z_i) = \varepsilon^{-2} \psi'((x - z_i)/\varepsilon)$ gives $\|\delta'_{z_i}\|_{L^1} = \lim_{\varepsilon \rightarrow 0} \varepsilon^{-2} \int |\psi'(u)| du = \infty$. Hence

$$\int_{\mathbb{R}} |f''(x)| dx = \sum_{i=1}^n |c_i| \|\delta'_{z_i}\|_{L^1} = \infty,$$

so the \mathcal{RTV} seminorm diverges. ■

The divergence stems from the $(d+1)$ -st derivative of an indicator, which contains derivatives of the Dirac delta distribution. These derivatives have infinite total-variation (equivalently, ℓ_1) norm, so no amount of averaging can regularise them. Because every axis-aligned decision tree contains a one-dimensional slice exhibiting the same pathology, the \mathcal{RTV} remains unbounded in any ambient dimension. The formal statement is given in Theorem 3; its proof is deferred to the supplemental materials.

Theorem 3 *Consider the decision tree $f_{DT} : \mathbb{R}^d \rightarrow \mathbb{R}$ such that $f_{DT}(\mathbf{x}) := 1\{\mathbf{x} \in A\}$ for an axes aligned compact subset $A \subset \mathbb{R}^d$. Then, $\mathcal{RTV}^2(f_{DT})$ of the decision tree as defined is unbounded.*

Proof [Proof outline] First observe that the Fourier transform of the indicator over the axis-aligned box A is

$$\hat{f}_{DT}(\boldsymbol{\xi}) = (2\pi)^{-d/2} \int_A e^{-i\boldsymbol{\xi}^\top \mathbf{x}} d\mathbf{x}.$$

Consequently, for odd dimension d the Radon-TV norm becomes

$$\mathcal{RTV}^2(f_{DT}) = c_d (2\pi)^{-(d-1)/2} \int_{\mathbb{S}^{d-1}} \int_{\mathbb{R}} \left| \int_A \delta^{(d+1)}(t - \boldsymbol{\beta}^\top \mathbf{x}) d\mathbf{x} \right| dt d\boldsymbol{\beta}.$$

Fix the direction $\boldsymbol{\beta}_0 = \mathbf{e}_1 \in \mathbb{S}^{d-1}$ and let $\mathcal{B}(\boldsymbol{\beta}_0, \epsilon) \subseteq \mathbb{S}^{d-1}$ be the spherical cap of radius $\epsilon > 0$. For each $\boldsymbol{\beta} \in \mathbb{S}^{d-1}$ define

$$g_{\boldsymbol{\beta}}(u) := \int_A \delta(u - \boldsymbol{\beta}^\top \mathbf{x}) d\mathbf{x}.$$

By the co-area formula (Mattila, 1995), this can be rewritten as

$$g_{\boldsymbol{\beta}}(u) = \int_{A \cap \{\mathbf{x} : \boldsymbol{\beta}^\top \mathbf{x} = u\}} \frac{1}{\|\boldsymbol{\beta}\|} d\sigma(\mathbf{x}) = \text{Vol}_{d-1}(A \cap \{\mathbf{x} : \boldsymbol{\beta}^\top \mathbf{x} = u\}),$$

where $d\sigma$ denotes the $(d-1)$ -dimensional Hausdorff measure on the hyperplane $\{\mathbf{x} : \boldsymbol{\beta}^\top \mathbf{x} = u\}$.

For $\boldsymbol{\beta}_0 = \mathbf{e}_1$ this is the step function

$$g_{\mathbf{e}_1}(u) = \begin{cases} 0, & u \notin [a_1, b_1], \\ \text{Vol}_{d-1}([a_2, b_2] \times \cdots \times [a_d, b_d]), & u \in (a_1, b_1). \end{cases}$$

Hence $g_{\mathbf{e}_1}$ has sharp jumps at $u = a_1$ and $u = b_1$. Perturbing to $\boldsymbol{\beta} = \boldsymbol{\beta}_0 + \Delta$ with $\|\Delta\| \leq \epsilon$ smooths these jumps over an $O(\epsilon)$ interval, but the slope grows rapidly. In particular, for sufficiently small $\epsilon > 0$ there exists $u_\epsilon \approx a_1$ such that

$$|g_{\boldsymbol{\beta}_0 + \Delta}^{(d+1)}(u_\epsilon)| \approx \frac{C}{\epsilon^{d+1}}$$

for some constant $C > 0$. Integrating over a window of width ϵ yields

$$\int_{\mathbb{R}} |g_{\boldsymbol{\beta}_0 + \Delta}^{(d+1)}(u)| du \geq \frac{C'}{\epsilon^d}, \text{ with } C' > 0.$$

Now integrate this lower bound over the cap $\mathcal{B}(\beta_0, \epsilon)$, whose surface measure scales as ϵ^{d-1} :

$$\int_{\mathcal{B}(\beta_0, \epsilon)} \int_{\mathbb{R}} |g_{\beta}^{(d+1)}(u)| du d\beta \geq \epsilon^{d-1} \frac{C'}{\epsilon^d} = \frac{C'}{\epsilon}.$$

Because this bound holds for every sufficiently small ϵ , letting $\epsilon \rightarrow 0$ forces $\mathcal{RTV}^2(f_{DT}) = \infty$.

The same argument applies to any canonical direction, completing the proof for general axis-aligned decision trees. \blacksquare

Remark 4 (Implication for shallow networks) *Any single-hidden-layer ReLU network whose weights are chosen so that the induced function has bounded Radon-TV cannot approximate a hard-threshold decision tree to arbitrary accuracy. Additional depth or unbounded weight growth is necessary.*

5 Approximation of Smoothed Decision Trees via Shallow Networks

Section 4 showed that the Radon total-variation (\mathcal{RTV}) norm is infinite for hard-threshold decision trees. At first sight this is puzzling: the universal approximation theorem guarantees that even a *shallow* neural network can approximate any continuous function to arbitrary accuracy. The catch is the discontinuity—no finite \mathcal{RTV} ball, regardless of width, can capture a step. We therefore ask whether *smoothing* the tree reduces the norm.

5.1 Piecewise-linear (ramp) smoothing

Equation (2) replaces each hard split by a centred ramp, producing a continuous piecewise-linear function. The behaviour differs sharply between one- and higher-dimensional domains.

The one-dimensional case. For $d = 1$, each factor $\rho_{\epsilon}(w_i x + b_i)$ has breakpoints at

$$t_i^{\pm} := \frac{-b_i \pm \epsilon/2}{w_i}, \quad i = 1, \dots, D,$$

(with the understanding that $t_i^- < t_i^+$ after ordering). Let $s_1 < \dots < s_M$ be the distinct sorted points in $\{t_i^-, t_i^+\}_{i=1}^D$ so that $M \leq 2D$. Assume the transition intervals (t_i^-, t_i^+) are pairwise disjoint, so that on each open interval (s_k, s_{k+1}) at most one factor is in its linear regime. Then $f_{DT, \epsilon}(x) = \prod_{i=1}^D \rho_{\epsilon}(w_i x + b_i)$ is continuous piecewise-linear, hence affine on each (s_k, s_{k+1}) with slope m_k . Writing $c_0 := f_{DT, \epsilon}(x_0)$ for some $x_0 < s_1$ and $c_k := m_k - m_{k-1}$ for $k = 1, \dots, M$, we obtain

$$f_{DT, \epsilon}(x) = c_0 + \sum_{k=1}^M c_k [x - s_k]_+.$$

Hence a single-hidden-layer ReLU network with M units represents $f_{DT, \epsilon}$ exactly on \mathbb{R} ; in particular $f_{DT, \epsilon} \in \mathcal{RBV}^2(\mathbb{R})$.

The multi-dimensional case. When $d > 1$ the situation changes. For continuous piecewise-linear (CPwL) surrogates with compact support, the \mathcal{RTV} norm is typically infinite as soon as the function has kinks in more than one direction. In particular, [Ongie et al. \(2020\)](#) show that a generic compactly supported CPwL function has $\|f\|_{\mathcal{R}} = +\infty$ whenever its boundary normals

are not all parallel. Thus, any ramp-smoothed construction that induces split boundaries in two distinct directions (e.g., uses two different coordinates) will generally have infinite \mathcal{R} -norm; the main exception is the essentially one-dimensional ridge case where all split normals are parallel, which reduces to the $d = 1$ setting.

Proposition 5 (Proposition 5-(a) of Ongie et al., 2020) *Suppose $f : \mathbb{R}^d \rightarrow \mathbb{R}$ is a continuous piecewise linear function with compact support. If at least one of the boundary normals is not parallel with every other boundary normal. Then f has infinite \mathcal{R} -norm.*

In a ramp-smoothed tree the hyperplanes $\{\mathbf{x} : (\mathbf{w}_i^\top \mathbf{x} + b_i)/\epsilon + \frac{1}{2} = 0\}$ intersect the planes $\{(\mathbf{w}, b) = (\mathbf{0}, 0)\}$ and $\{(\mathbf{w}, b) = (\mathbf{0}, 1)\}$ along $(d - 1)$ -dimensional faces, so condition (a) is met whenever the ambient dimension satisfies $d > 1$. Moreover, constructing a continuous approximation to a hard threshold requires at least four ramps ($D \geq 4$), ensuring the hypothesis of Proposition 5. Consequently, for $d > 1$ and realistic depths the Radon norm of a piecewise-linear smoothed tree is still infinite.

5.2 Smoothed Decision Trees

We now investigate two differentiable smoothing schemes that exhibit markedly different spectral decay: the *sigmoidal* and the *Gaussian* smoothings. For the sigmoidal case we show that the Radon norm remains infinite (Theorem 6), whereas Gaussian smoothing yields a finite norm whose magnitude depends explicitly on the ambient dimension (Theorem 7).²

Sigmoidal smoothing. For any $\gamma > 0$ and shift $b \in \mathbb{R}$ the Fourier transform of the scaled logistic

$$\sigma_\gamma(z) = \frac{1}{1+e^{-z/\gamma}} = \frac{1}{2} + \frac{1}{2} \tanh(z/(2\gamma))$$

is

$$\widehat{\sigma_\gamma(\cdot + b)}(\omega) = e^{-i\omega b} \left[\frac{\pi}{2} \delta(\omega) + \frac{i\gamma\pi}{\sinh(\pi\gamma\omega)} \right], \quad \omega \in \mathbb{R}. \quad (7)$$

Using Eq. (7), the Fourier transform of the sigmoidal D -split tree

$$f_{\text{DT},\gamma}(\mathbf{x}) := \prod_{i=1}^D \sigma_\gamma(\mathbf{w}_i^\top \mathbf{x} + b_i), \quad \{\mathbf{w}_i\}_{i=1}^D \subset \mathbb{R}^d,$$

with orthonormal normals \mathbf{w}_i , is

$$\widehat{f_{\text{DT},\gamma}}(\boldsymbol{\xi}) = (2\pi)^{-(d-D)/2} \delta(P_{\mathcal{S}^\perp} \boldsymbol{\xi}) \prod_{i=1}^D e^{-ib_i \eta_i} \left[\frac{\pi}{2} \delta(\eta_i) + \frac{i\gamma\pi}{\sinh(\pi\gamma\eta_i)} \right], \quad \eta_i = \mathbf{w}_i^\top \boldsymbol{\xi},$$

where $\mathcal{S} = \text{span}\{\mathbf{w}_1, \dots, \mathbf{w}_D\}$. Substituting this expression into the norm definition Eq. (6) yields the following theorem. We defer the proof to the supplemental materials.

2. For one-dimensional signals certain smoothings do produce a bounded Radon norm; the argument is analogous to the $d = 1$ ramp analysis and is omitted for brevity.

Theorem 6 Fix a depth $D \geq 1$ and temperature $\gamma > 0$, and let

$$f_{DT,\gamma}(\mathbf{x}) = \prod_{i=1}^D \sigma_\gamma(\mathbf{w}_i^\top \mathbf{x} + b_i), \quad \{\mathbf{w}_i\}_{i=1}^D \text{ orthonormal and distinct.}$$

Then

$$\|f_{DT,\gamma}\|_{\mathcal{R}} = \frac{c_d}{\sqrt{2\pi}} (2\pi)^{-\frac{d-D}{2}} (\gamma\pi)^D \int_{\mathbb{S}^{d-1}} \int_{\mathbb{R}} |\omega|^{d+1} \mathbf{1}_{\{\beta \in \mathcal{S}\}} \prod_{i=1}^D \frac{1}{|\sinh(\pi\gamma\lambda_i(\beta)\omega)|} d\omega d\sigma(\beta),$$

where $\lambda_i(\beta) = \mathbf{w}_i^\top \beta$. In particular, for every $D \geq 2$ the Radon norm diverges: $\|f_{DT,\gamma}\|_{\mathcal{R}} = \infty$.

Note that for $D = 1$, as noted in the case of linear ramp smoothing, it is straight-forward to note that $\|f_{DT,\gamma}\|_{\mathcal{R}}$ is bounded.

Gaussian smoothing. Convolving the hard tree with an isotropic Gaussian rapidly suppresses high-frequency components: in the Fourier domain $\widehat{f_\sigma}(\xi) = \widehat{f_{DT}}(\xi) e^{-\sigma^2 \|\xi\|^2/2}$, so every factor of $\|\xi\|$ in the Radon norm integrand is offset by Gaussian decay. We state the main theorem that quantifies the gain, with the proof deferred to the supplemental materials.

Theorem 7 Fix any bandwidth $\sigma > 0$. For the Gaussian smoothed tree

$$f_\sigma(\mathbf{x}) = \int_{\mathbb{R}^d} f_{DT}(\mathbf{y}) G_\sigma(\mathbf{x} - \mathbf{y}) d\mathbf{y}, \quad G_\sigma(z) = (2\pi\sigma^2)^{-d/2} e^{-\|z\|^2/(2\sigma^2)},$$

we show $\|f_\sigma\|_{\mathcal{R}} \leq C d^{1/2} \left(\frac{\sqrt{2}\varepsilon}{\sigma}\right)^d \text{Vol}(A)$, for $d \geq 1$, with a universal constant $C \leq 1.2$.

6 Classification Problem is Easy

In the previous sections we showed that the hard tree indicator 1_A has infinite Radon total variation (\mathcal{RTV}), and that several natural smooth surrogates can still have infinite \mathcal{RTV} in dimensions $d > 1$. These results are most naturally interpreted as limitations for *score learning*: approximating the discontinuous tree function (or even certain split-wise smoothings) while keeping \mathcal{RTV} bounded.

Here we show that the situation changes if we only care about *classification after thresholding*. Concretely, for a decision set A we ask for a smooth score $s : \mathbb{R}^d \rightarrow [0, 1]$ such that $\{x : s(x) \geq \tau\} = A$ for a prescribed cutoff τ . This requirement can be met by a score whose \mathcal{RTV} is finite and explicitly controlled, even when 1_A itself has infinite \mathcal{RTV} . We focus on a single axis-aligned box (extensions to finite unions are straightforward).

Construction (single box). Fix $\lambda \geq 1$ and set $\varepsilon = c_0/\lambda$ for a constant $c_0 > 0$. Let $H \in C^\infty(\mathbb{R})$ be nondecreasing with $H(s) = 0$ for $s \leq 0$, $H(s) = 1$ for $s \geq 1$, and $H^{(m)}(0) = H^{(m)}(1) = 0$ for $1 \leq m \leq d+1$. Define

$$h_\varepsilon(t) := H\left(\frac{t+\varepsilon}{\varepsilon}\right), \quad \vartheta_{\lambda,\varepsilon}(t) := (1 - h_\varepsilon(t)) e^{\lambda t} + h_\varepsilon(t).$$

Then $\vartheta_{\lambda,\varepsilon}(t) = 1$ for $t \geq 0$ and $\vartheta_{\lambda,\varepsilon}(t) = e^{\lambda t}$ for $t \leq -\varepsilon$, with a C^{d+1} transition on $[-\varepsilon, 0]$.

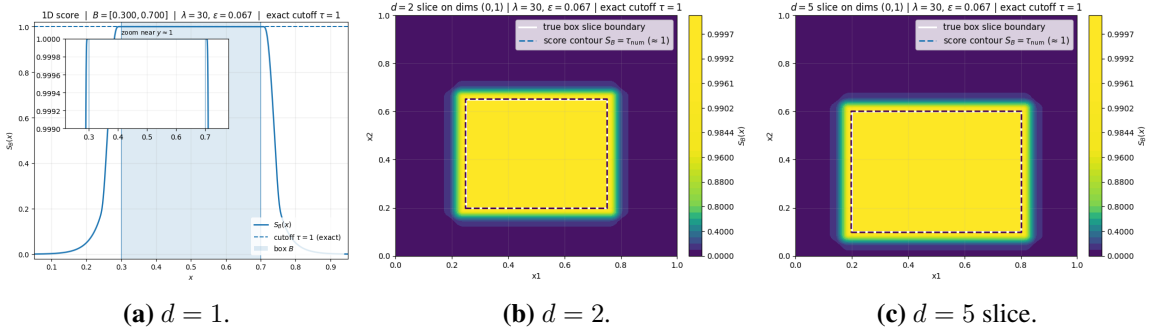


Figure 4: Smooth score that thresholds exactly to an axis-aligned box. We visualize the construction $S_B(x) = \prod_{j=1}^d \vartheta_{\lambda, \varepsilon}(u_j - x_j) \vartheta_{\lambda, \varepsilon}(x_j - \ell_j) \in [0, 1]$ for a box $B = \prod_{j=1}^d [\ell_j, u_j] \subset [0, 1]^d$, where $\vartheta_{\lambda, \varepsilon}(t) = (1 - h_\varepsilon(t)) e^{\lambda \min(t, 0)} + h_\varepsilon(t)$, $h_\varepsilon(t) = H((t + \varepsilon)/\varepsilon)$, with $H \in C^\infty(\mathbb{R})$ a monotone cutoff satisfying $H(s) = 0$ for $s \leq 0$ and $H(s) = 1$ for $s \geq 1$ (with vanishing endpoint derivatives), and $\varepsilon = c_0/\lambda$. **(a)** 1D profile: $S_B(x) = 1$ on B and decreases smoothly outside. **(b)** 2D heatmap of S_B showing a plateau at 1 on B and smooth variation outside. **(c)** 2D slice of the same score in $d = 5$ (holding the remaining coordinates fixed inside B). In all panels, the exact classification cutoff is $\tau = 1$, i.e., $\{x : S_B(x) \geq 1\} = B$; the solid white rectangle is the true box boundary on the displayed slice, and the dashed contour marks the numerical level set $S_B(x) = 1 - 10^{-12}$.

For a box $B = \prod_{j=1}^d [\ell_j, u_j]$, define the score

$$S_B(x) := \prod_{j=1}^d \vartheta_{\lambda, \varepsilon}(u_j - x_j) \vartheta_{\lambda, \varepsilon}(x_j - \ell_j) \in [0, 1].$$

Inside B all factors equal 1, while outside B at least one factor is strictly smaller than 1. We visualize S_B in Fig. 4.

Exact thresholding and calibration. We quantify both exact recovery of the decision set at a fixed cutoff and distributional calibration in $L_1(P)$ under a standard tube-mass condition near ∂B .

Assumption 1 (Tube-mass near ∂B) *There exist constants $C > 0$ and $\beta > 0$ such that for all sufficiently small $t > 0$,*

$$T_B(t) := \mathbb{P}(\text{dist}(X, \partial B) \leq t) \leq C t^\beta, \quad X \sim P.$$

Lemma 8 (Single box: exact thresholding and $L_1(P)$ control) *Let S_B be defined as above. Then $\{x : S_B(x) \geq 1\} = B$. Moreover, under Assumption 1, for all $\lambda \geq 1$,*

$$\mathbb{E}[|S_B(X) - \mathbf{1}_B(X)|] \leq C_{d, \beta, c_0} \lambda^{-\beta}, \quad X \sim P,$$

where C_{d, β, c_0} depends only on (d, β, c_0) and the constants in Assumption 1.

Finite \mathcal{RTV} with an explicit bound. Beyond exact recovery and calibration, the barrier score admits a finite and quantitative \mathcal{RTV} bound in terms of the face measures of B .

Theorem 9 (\mathcal{RTV} upper bound for a single box) For all $\lambda \geq 1$ and $\varepsilon = c_0/\lambda$,

$$\|S_B\|_{\mathcal{R}} \leq C_d \sum_{r=1}^d \lambda^{d+1-r} \mathcal{H}^{d-r}(\Sigma_{d-r}(B)),$$

where $\Sigma_{d-r}(B)$ is the union of $(d-r)$ -dimensional faces of B , \mathcal{H}^{d-r} is $(d-r)$ -dimensional Hausdorff measure, and C_d depends only on d (and the choice of H).

We defer the proof to Appendix E. Taken together, Lemma 8 and Theorem 9 show that if we only care about the *thresholded decision set*, then shallow models can represent axis-aligned box classifiers using smooth scores with controlled \mathcal{RTV} . The difficulty identified earlier arises when one instead asks for a calibrated score that closely approximates the discontinuous indicator (or certain split-wise smoothings) while keeping \mathcal{RTV} small.

7 Experiments

Task and data. We consider a synthetic axis-aligned box classification task in \mathbb{R}^d . For $d = 5$, inputs x are sampled i.i.d. uniformly from $[0, 1]^d$ (100,000 train, 20,000 test), and labels are

$$y = \mathbf{1}\left\{x \in [\ell, u]^d\right\}, \quad \ell = 0.0471381679, \quad u = 0.9528618321,$$

which leads to roughly balanced classes (box volume ≈ 0.59). We hold out 20,000 points from the training set for validation.

Models, loss, and evaluation. We train single-hidden-layer ReLU MLPs (widths $W \in \{8, 16, 32, 64, 128, 256\}$) using an *MSE loss* on the *raw network output* $f_\theta(x) \in \mathbb{R}$ (i.e., a *logit score*). We report test-set Intersection-over-Union (IoU) under two thresholds:

$$\text{(fixed)} \quad \tau = 0 \quad \text{and} \quad \text{(optimized)} \quad \tau^* \in \arg \max_{\tau \in \mathcal{G}} \text{IoU}_{\text{val}}(\tau),$$

where \mathcal{G} is a uniform grid of 201 thresholds spanning the range of validation logits. In particular, *IoU@0.5* in our plots corresponds to the level set $\{x : f_\theta(x) \geq 0\}$ (since $p = 0.5$ corresponds to logit 0), not to a probability threshold. IoU is computed on the full 5-D test set as

$$\text{IoU} = \frac{\text{TP}}{\text{TP} + \text{FP} + \text{FN}},$$

so it depends only on the overlap between the predicted-positive region and the true box.

Visualization. For visualization we plot 2-D slices on dims $(0, 1)$: we fix $x_2 = x_3 = x_4 = 0.5$ and vary (x_0, x_1) on a 500×500 grid over $[-0.25, 1.25]^2$. Heatmaps show the raw score $f_\theta(x)$. Decision boundaries are drawn as contours $f_\theta(x) = \tau$ (cyan), and we optionally overlay offset contours $\tau \pm 0.1$ (white dotted). We also overlay iso-contours at $f_\theta(x) = 0$ and $f_\theta(x) = 1$ (gold/lime) to indicate score scaling. The ground-truth box boundary on the slice is drawn as a black dashed rectangle. We annotate the slice-IoU only as a sanity check; all reported IoUs are computed in the full 5-D space. See Figures 5–7 and Figures 8–10.

Decision-tree baseline. Figure 2 shows the labeled training set (on the same $(0, 1)$ slice) and an axis-aligned decision tree fit used as a baseline in the experiments below.

RTV proxy. To track a simple complexity surrogate across widths, we compute the weight-based Radon-total-variation proxy $\mathcal{RTV} = \frac{1}{2}(\sum_i \|w_i\|_2^2 + \sum_i a_i^2)$ from the trained network parameters (biases excluded). In our runs, \mathcal{RTV} increases with width:

$$W = [8, 16, 32, 64, 128, 256] : [24.1, 39.6, 119.7, 189.2, 264.2, 374.8],$$

highlighting that improved geometric fit can coincide with substantially larger variation/complexity.

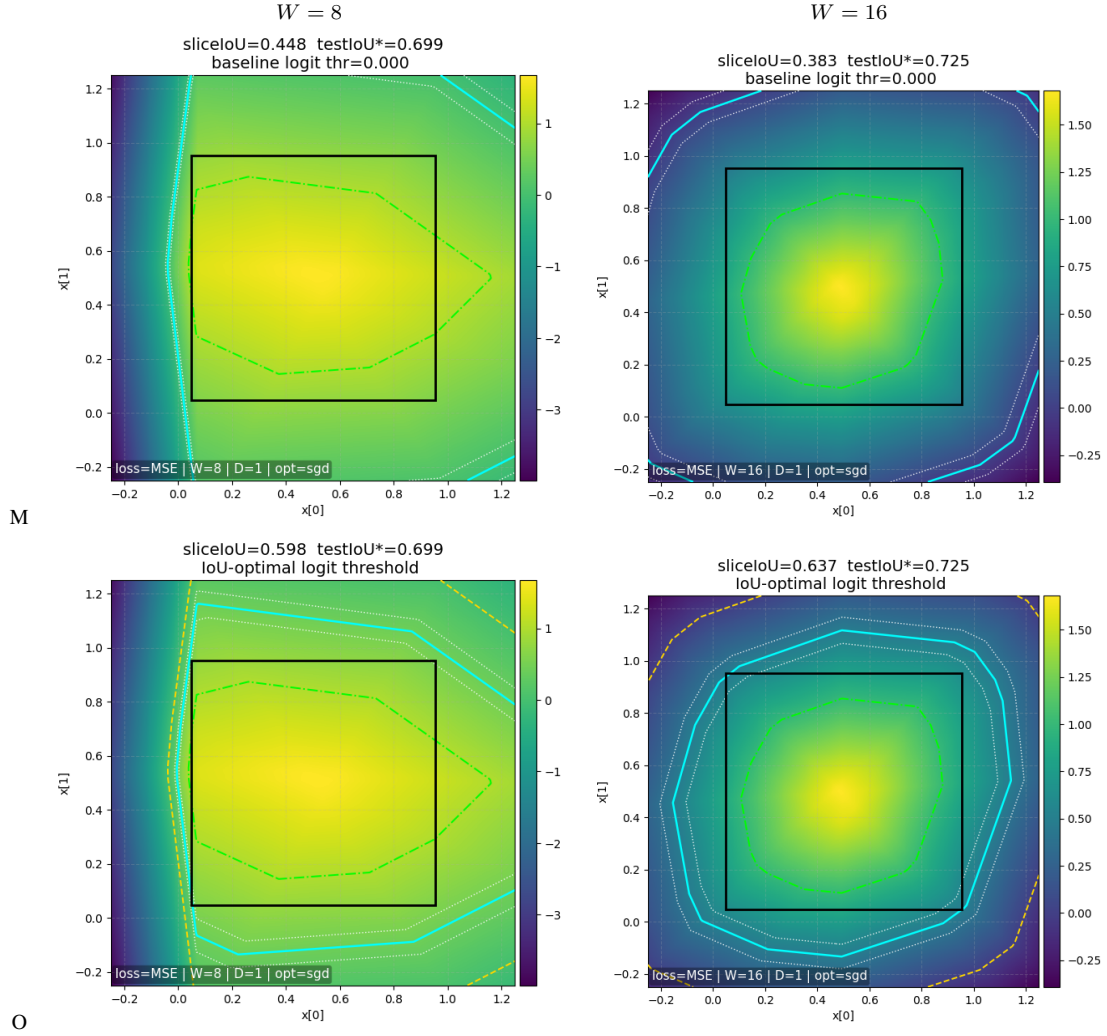


Figure 5: **Raw logits on a 2-D slice across widths (MSE training).** Heatmaps show the learned score $f_\theta(x)$ (raw logit output) on the (x_0, x_1) slice with $x_2 = x_3 = x_4 = 0.5$. Row **M** shows the trained model output. Row **O** overlays the IoU-optimal decision boundary $\{x : f_\theta(x) = \tau^*\}$, where τ^* is selected by grid search on a held-out validation split. The dashed rectangle is the ground-truth box boundary on the slice. Panel headers report $\text{IoU}@_{\tau=0} \rightarrow \text{IoU}^*$ and τ^* ; note that $\text{IoU}@0.5$ corresponds here to the level set at *logit* 0 (since no sigmoid/probability is used). Across widths, \mathcal{RTV} increases: 24.1 ($W=8$), 39.6 (16), 119.7 (32), 189.2 (64), 264.2 (128), 374.8 (256), illustrating a fit–complexity trade-off.

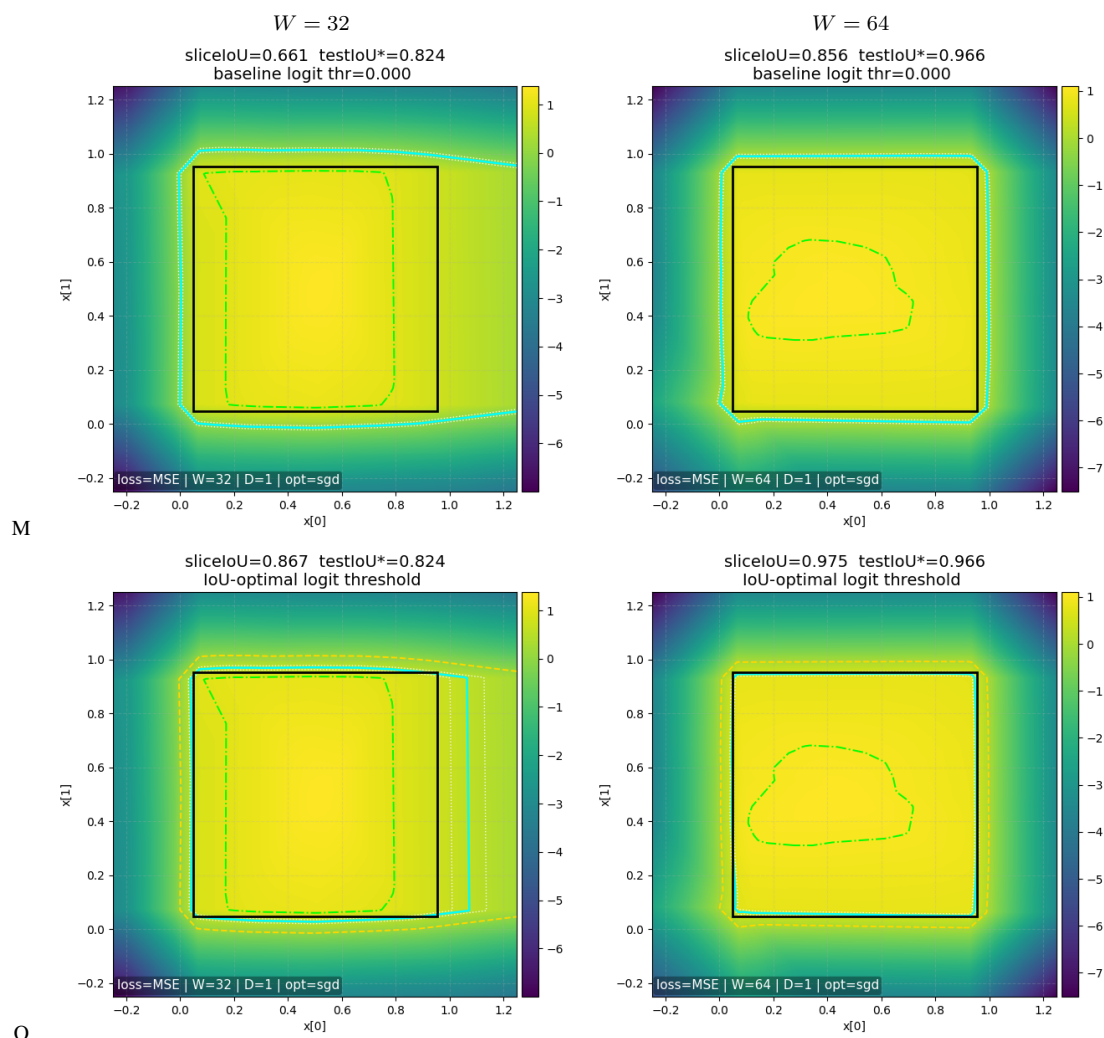


Figure 6: Raw logits on a 2-D slice across widths (continued).

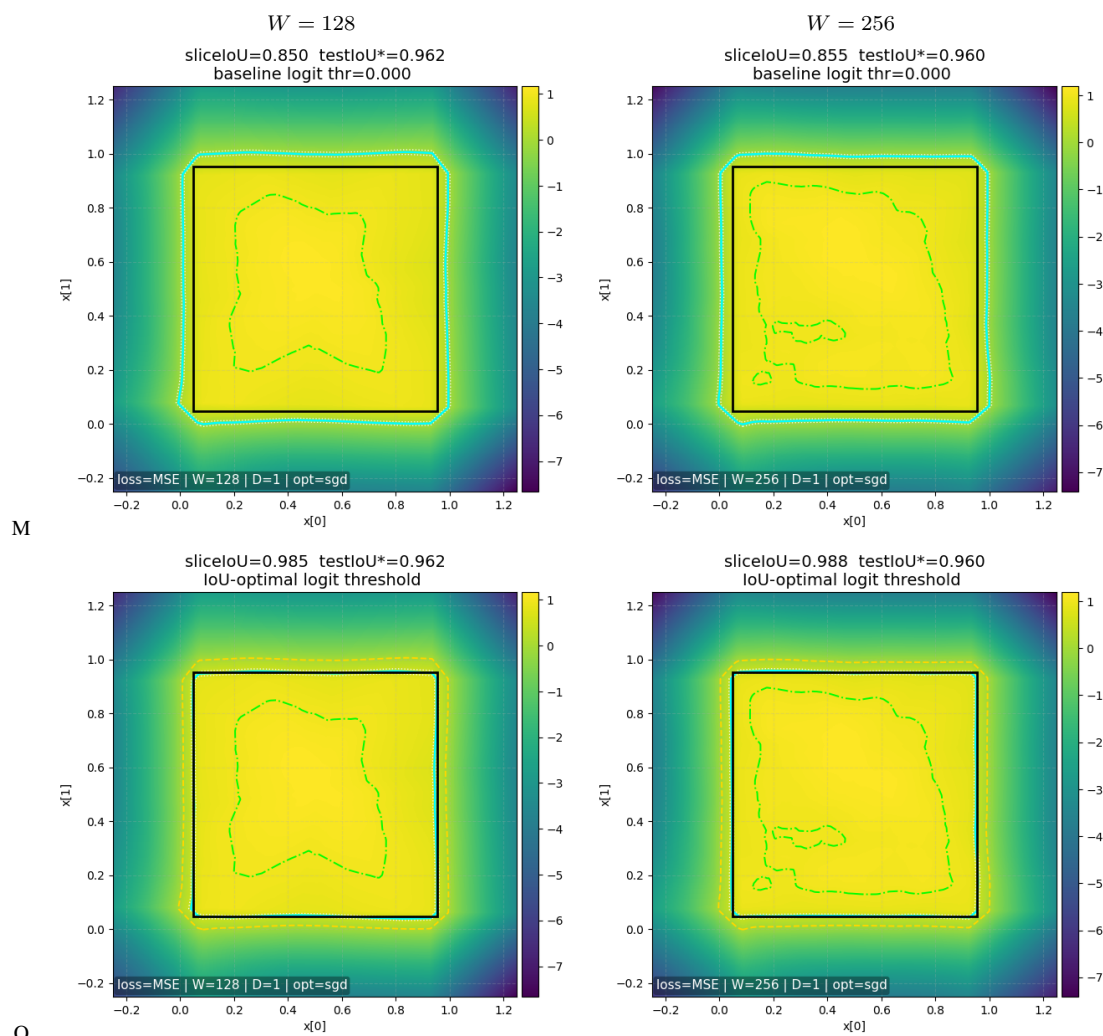
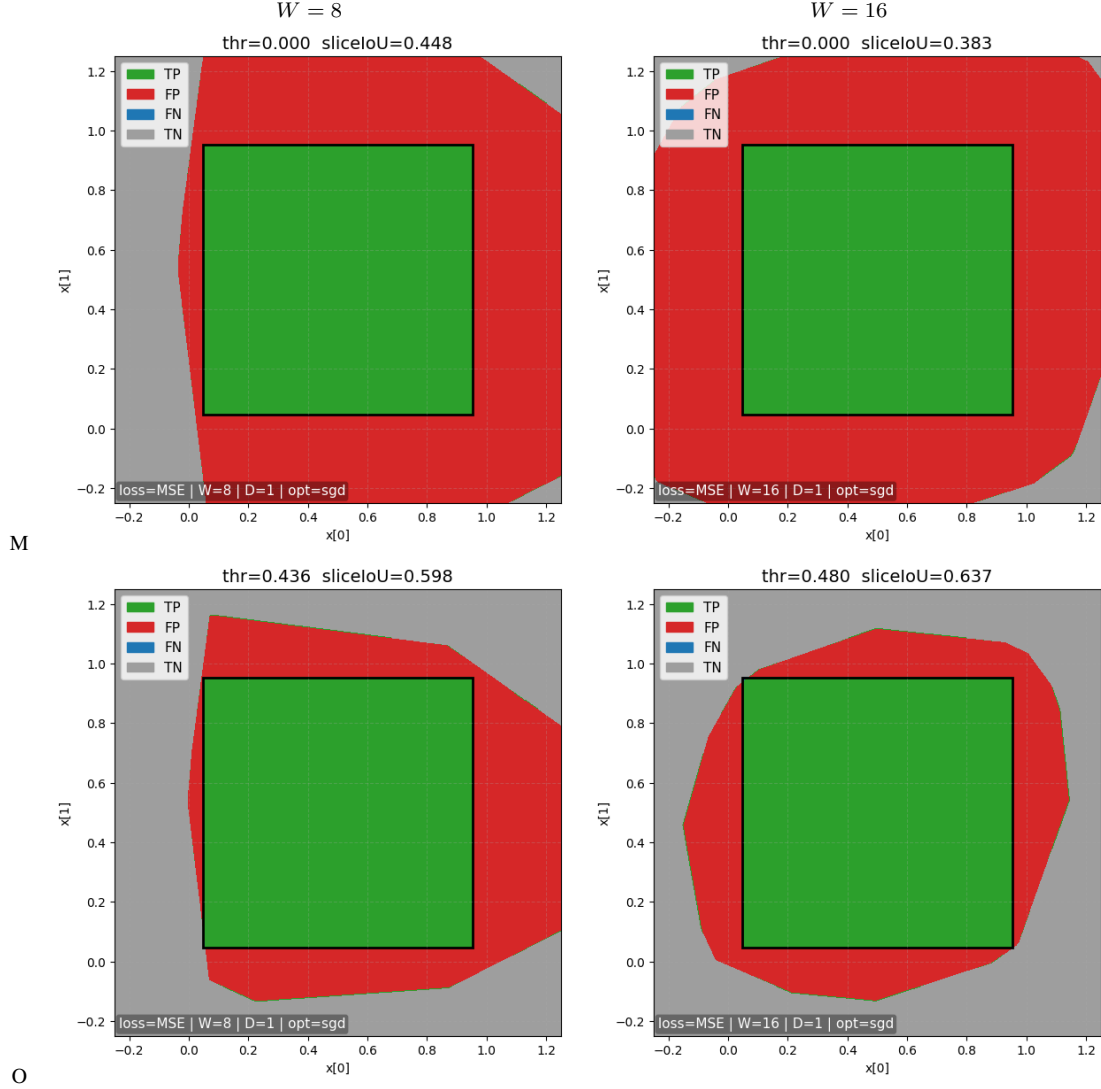


Figure 7: Raw logits on a 2-D slice across widths (continued).



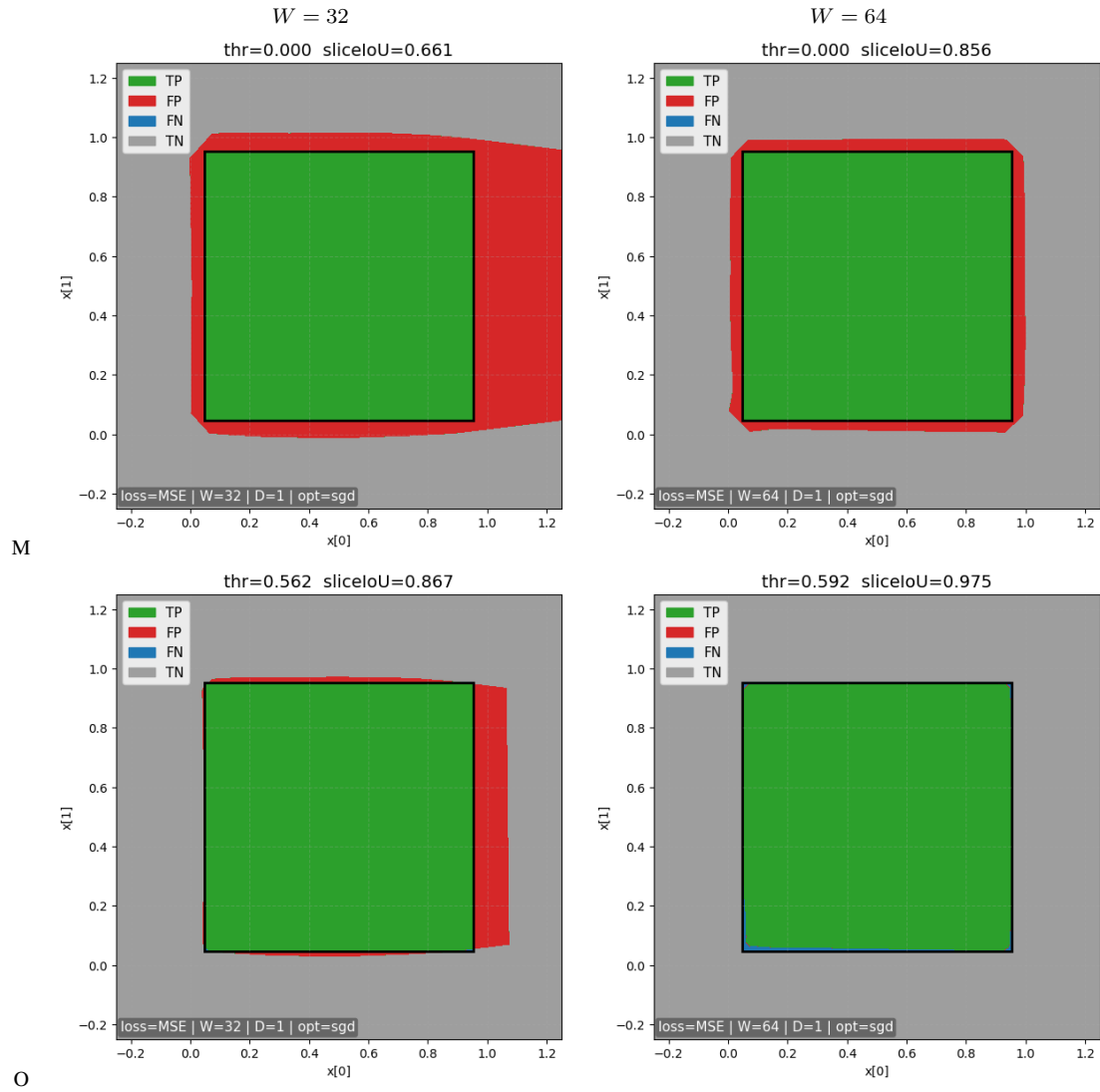


Figure 9: Thresholded predictions on the same slice (continued).

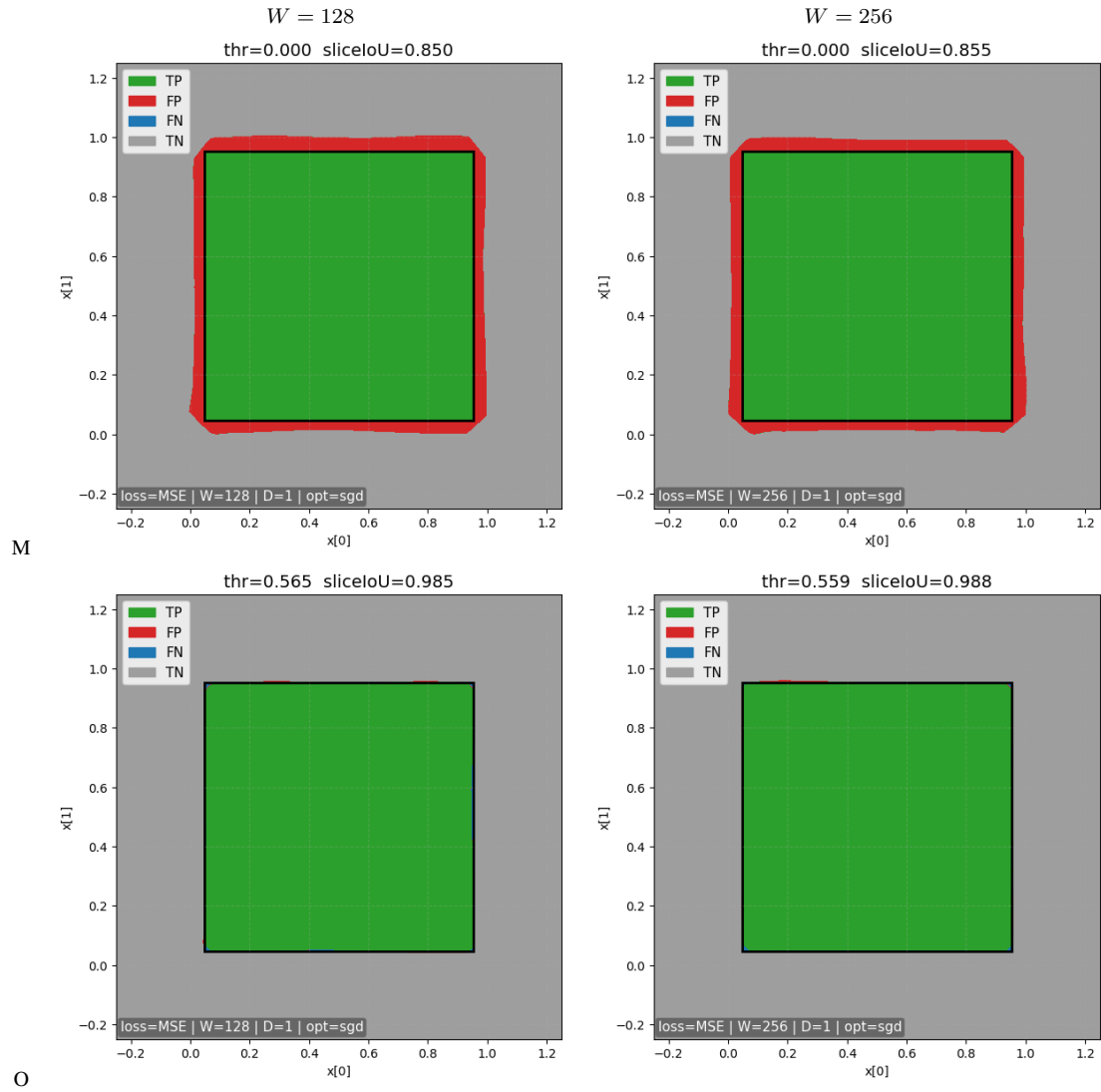


Figure 10: Thresholded predictions on the same slice (continued).

8 Conclusion and Future Work

We examined when accuracy and interpretability can come apart for *shallow* ReLU networks on axis-aligned, decision-tree-type targets, using Radon total variation (\mathcal{RTV}) as a geometric complexity measure. A key point is that two objectives are distinct: matching the *decision set* after thresholding versus matching the *score* itself (calibration / regression).

On the approximation side, we identified sharp differences between these objectives. The hard indicator $\mathbf{1}_A$ lies outside bounded- \mathcal{RTV} classes in dimension $d > 1$, and several common smooth surrogates inherit this behavior, while other smoothings restore finiteness but with an unfavorable dependence on dimension. On the classification side, we exhibited smooth scores that recover A exactly at a fixed threshold and admit quantitative control of \mathcal{RTV} together with distributional calibration under a tube-mass condition. Our experiments complement these results by showing that near-perfect thresholded accuracy can coexist with meaningful variation in the learned score geometry and complexity.

Overall, this supports a simple takeaway: evaluating only the thresholded classifier can mask substantial differences in the underlying score. When one additionally requires scores that are calibrated and geometrically simple, an explicit accuracy–complexity tension becomes visible.

Future Directions. It would be useful to extend these ideas beyond single hidden-layer models and beyond axis-aligned trees, and to study algorithmic mechanisms that bias learning toward low-complexity scores.

References

- Pranjal Atrey, Michael P. Brundage, Min Wu, and Sanghamitra Dutta. Demystifying the accuracy-interpretability trade-off: A case study of inferring ratings from reviews, 2025. URL <https://arxiv.org/abs/2503.07914>.
- Peter Bartlett, Dylan J. Foster, and Matus Telgarsky. Spectrally-normalized margin bounds for neural networks, 2017. URL <https://arxiv.org/abs/1706.08498>.
- George V. Cybenko. Approximation by superpositions of a sigmoidal function. *Mathematics of Control, Signals and Systems*, 2:303–314, 1989. URL <https://api.semanticscholar.org/CorpusID:3958369>.
- Finale Doshi-Velez and Been Kim. Towards a rigorous science of interpretable machine learning, 2017. URL <https://arxiv.org/abs/1702.08608>.
- Ronen Eldan and Ohad Shamir. The power of depth for feedforward neural networks, 2016. URL <https://arxiv.org/abs/1512.03965>.
- Nicholas Frosst and Geoffrey Hinton. Distilling a neural network into a soft decision tree, 2017. URL <https://arxiv.org/abs/1711.09784>.
- Ken-Ichi Funahashi. On the approximate realization of continuous mappings by neural networks. *Neural Networks*, 2(3):183–192, 1989. ISSN 0893-6080. doi: [https://doi.org/10.1016/0893-6080\(89\)90003-8](https://doi.org/10.1016/0893-6080(89)90003-8). URL <https://www.sciencedirect.com/science/article/pii/0893608089900038>.
- I.M. Gel’fand and G.E. Shilov. Chapter i - definition and simplest properties of generalized functions. In I.M. Gel’fand and G.E. Shilov, editors, *Properties and Operations*, pages 1–151. Academic Press, 1964. ISBN 978-1-4832-2976-8. doi: <https://doi.org/10.1016/B978-1-4832-2976-8.50007-6>. URL <https://www.sciencedirect.com/science/article/pii/B9781483229768500076>.
- Hussein Hazimeh, Natalia Ponomareva, Petros Mol, Zhenyu Tan, and Rahul Mazumder. The tree ensemble layer: Differentiability meets conditional computation, 2020. URL <https://arxiv.org/abs/2002.07772>.
- Kurt Hornik, Maxwell Stinchcombe, and Halbert White. Multilayer feedforward networks are universal approximators. *Neural Networks*, 2(5):359–366, 1989. ISSN 0893-6080. doi: [https://doi.org/10.1016/0893-6080\(89\)90020-8](https://doi.org/10.1016/0893-6080(89)90020-8). URL <https://www.sciencedirect.com/science/article/pii/0893608089900208>.
- Arthur Jacot, Franck Gabriel, and Clément Hongler. Neural tangent kernel: Convergence and generalization in neural networks, 2020. URL <https://arxiv.org/abs/1806.07572>.
- A C Kak and M Slaney. *Principles of computerized tomographic imaging*. IEEE Service Center, Piscataway, NJ, 01 1988. URL <https://www.osti.gov/biblio/5813672>.
- Peter Kotschieder, Madalina Fiterau, Antonio Criminisi, and Samuel Rota Buló. Deep neural decision forests. In *Proceedings of the IEEE International Conference on Computer Vision (ICCV)*, December 2015.

- Akash Kumar, Mikhail Belkin, and Parthe Pandit. Mirror descent on reproducing kernel banach spaces, 2024. URL <https://arxiv.org/abs/2411.11242>.
- Akash Kumar, Rahul Parhi, and Mikhail Belkin. A gap between the gaussian rkhs and neural networks: An infinite-center asymptotic analysis, 2025. URL <https://arxiv.org/abs/2502.16331>.
- Alessandro Lovo, Amaury Lancelin, Corentin Herbert, and Freddy Bouchet. Tackling the accuracy-interpretability trade-off in a hierarchy of machine learning models for the prediction of extreme heatwaves, 2025. URL <https://arxiv.org/abs/2410.00984>.
- Tong Mao, Jonathan W. Siegel, and Jinchao Xu. Approximation rates for shallow relu^k neural networks on sobolev spaces via the radon transform, 2024. URL <https://arxiv.org/abs/2408.10996>.
- Sascha Marton, Stefan Lüdtkke, Christian Bartelt, and Heiner Stuckenschmidt. GRANDE: Gradient-based decision tree ensembles for tabular data. In *The Twelfth International Conference on Learning Representations*, 2024. URL <https://openreview.net/forum?id=XEFWBxi075>.
- Perti Mattila. *Geometry of Sets and Measures in Euclidean Spaces: Fractals and Rectifiability*. Cambridge Studies in Advanced Mathematics. Cambridge University Press, 1995.
- H. N. Mhaskar. Neural networks for optimal approximation of smooth and analytic functions. *Neural Computation*, 8(1):164–177, 1996. doi: 10.1162/neco.1996.8.1.164.
- Behnam Neyshabur, Ruslan Salakhutdinov, and Nathan Srebro. Path-sgd: Path-normalized optimization in deep neural networks, 2015. URL <https://arxiv.org/abs/1506.02617>.
- Greg Ongie, Rebecca Willett, Daniel Soudry, and Nathan Srebro. A function space view of bounded norm infinite width relu nets: The multivariate case. In *International Conference on Learning Representations*, 2020. URL <https://openreview.net/forum?id=H1lNPxHKDH>.
- Rahul Parhi and Robert D. Nowak. The role of neural network activation functions. *IEEE Signal Processing Letters*, 27:1779–1783, 2020. doi: 10.1109/LSP.2020.3027517.
- Rahul Parhi and Robert D. Nowak. Banach space representer theorems for neural networks and ridge splines. *Journal of Machine Learning Research*, 22(43):1–40, 2021. URL <https://jmlr.org/papers/v22/20-583.html>.
- Allan Pinkus. Approximation theory of the mlp model in neural networks. *Acta Numerica*, 8: 143–195, 1999. doi: 10.1017/S0962492900002919.
- Sergei Popov, Stanislav Morozov, and Artem Babenko. Neural oblivious decision ensembles for deep learning on tabular data, 2019. URL <https://arxiv.org/abs/1909.06312>.
- Bateman Manuscript Project, H. Bateman, A. Erdélyi, and United States. Office of Naval Research. *Tables of Integral Transforms: Based, in Part, on Notes Left by Harry Bateman, and Compiled by the Staff of the Bateman Manuscript Project. [A. Erdélyi, Editor. W. Magnus, F. Oberhettinger, F. G. Tricomi, Research Associates]*. Number v. 1 in California Institute of Technology: Bateman Manuscript Project. McGraw-Hill, 1954. URL <https://books.google.com/books?id=OLfZAAAAAAAJ>.

Cynthia Rudin. Stop explaining black box machine learning models for high stakes decisions and use interpretable models instead, 2019. URL <https://arxiv.org/abs/1811.10154>.

Pedro Savarese, Itay Evron, Daniel Soudry, and Nathan Srebro. How do infinite width bounded norm networks look in function space? In Alina Beygelzimer and Daniel Hsu, editors, *Proceedings of the Thirty-Second Conference on Learning Theory*, volume 99 of *Proceedings of Machine Learning Research*, pages 2667–2690. PMLR, 25–28 Jun 2019. URL <https://proceedings.mlr.press/v99/savarese19a.html>.

Ryutaro Tanno, Kai Arulkumaran, Daniel Alexander, Antonio Criminisi, and Aditya Nori. Adaptive neural trees. In Kamalika Chaudhuri and Ruslan Salakhutdinov, editors, *Proceedings of the 36th International Conference on Machine Learning*, volume 97 of *Proceedings of Machine Learning Research*, pages 6166–6175. PMLR, 09–15 Jun 2019. URL <https://proceedings.mlr.press/v97/tanno19a.html>.

Matus Telgarsky. benefits of depth in neural networks. In Vitaly Feldman, Alexander Rakhlin, and Ohad Shamir, editors, *29th Annual Conference on Learning Theory*, volume 49 of *Proceedings of Machine Learning Research*, pages 1517–1539, Columbia University, New York, New York, USA, 23–26 Jun 2016. PMLR. URL <https://proceedings.mlr.press/v49/telgarsky16.html>.

Dmitry Yarotsky. Optimal approximation of continuous functions by very deep relu networks. In Sébastien Bubeck, Vianney Perchet, and Philippe Rigollet, editors, *Proceedings of the 31st Conference On Learning Theory*, volume 75 of *Proceedings of Machine Learning Research*, pages 639–649. PMLR, 06–09 Jul 2018. URL <https://proceedings.mlr.press/v75/yarotsky18a.html>.

Appendix A. A Gap Between Decision Trees and Neural Networks: Supplementary Materials

- Appendix B: **Approximation of hard-threshold decision trees**
 - Appendix B.1: Proof of Lemma 2
 - Appendix B.2: Proof of Theorem 3
- Appendix C: **Approximation of Sigmoidal smooth decision trees**
 - Proof of Theorem 6.
- Appendix D: **Approximation of Gaussian smooth decision trees**
 - Proof of Theorem 7
- Appendix E: **Approximation Post-thresholding**
 - Proof of Lemma 8
 - Proof of Theorem 9

Appendix B. Hard Threshold Decision Trees

In this appendix, we provide the proof of the main results as presented in Section 4.

B.1 \mathcal{RTV}^2 of 1-D step functions

We defined a step function in single dimension as $f_{\text{step}} : \mathbb{R} \rightarrow \mathbb{R}$ where

$$f_{\text{step}}(x) = \sum_{i=1}^n c_i \cdot 1 \{x \in (z_i, z_{i+1})\}$$

for given set of scalars $-\infty < z_1 \leq z_2 \leq \dots \leq z_N < \infty$

We restate the claim of unboundedness of $\mathcal{RTV}^2(f_{\text{step}})$ with the proof below it.

Lemma 10 $\mathcal{RTV}^2(f_{\text{step}})$ is unbounded.

Proof Using Theorem 3.1 (Savarese et al., 2019), we note that for a choice of small enough $\epsilon > 0$

$$\begin{aligned}
\mathcal{RTV}^2(f_{\text{step}}) &= \int_{-\infty}^{\infty} |f_{\text{step}}''(x)| dx \\
&= \int_{-\infty}^{\infty} \left| \left(\sum_{i=1}^n c_i \cdot \Delta_{i,i+1} \delta_{z_i}(x) \right)' \right| dx \\
&= \int_{-\infty}^{\infty} \left| \sum_{i=1}^n c_i \cdot \Delta_{i,i+1} \delta'_{z_i}(x) \right| dx \\
&= \sum_{i=1}^n \int_{z_i-\epsilon}^{z_i+\epsilon} \left| c_i \cdot \Delta_{i,i+1} \delta'_{z_i}(x) \right| dx \\
&= \sum_{i=1}^n c_i \cdot \Delta_{i,i+1} \int_{z_i-\epsilon}^{z_i+\epsilon} |\delta'_{z_i}(x)| dx \rightarrow \infty
\end{aligned}$$

where in the last equation we note that the δ' is a dipole distribution whose ℓ_1 norm is unbounded. ■

B.2 \mathcal{RTV}^2 of high-dimensional step functions

In this appendix, we provide the proof of Theorem 3.

Throughout we adopt the *unitary* Fourier convention

$$\hat{g}(\boldsymbol{\xi}) := (2\pi)^{-d/2} \int_{\mathbb{R}^d} g(\mathbf{x}) e^{-i\boldsymbol{\xi}^\top \mathbf{x}} d\mathbf{x}, \quad \boldsymbol{\xi} \in \mathbb{R}^d. \quad (8)$$

All computations are in the sense of **tempered distributions** (Schwartz space dual); every integral we write down exists in that sense.

Thus, for a decision tree as defined in Section 3:

$$\begin{aligned}
\hat{f}_{\text{DT}}(\boldsymbol{\xi}) &:= (2\pi)^{-d/2} \int f_{\text{DT}}(\mathbf{x}) e^{-i\boldsymbol{\xi}^\top \mathbf{x}} d\mathbf{x} \\
&= (2\pi)^{-d/2} \int 1\{\mathbf{x} \in A\} e^{-i\boldsymbol{\xi}^\top \mathbf{x}} d\mathbf{x} \\
&= (2\pi)^{-d/2} \int_A e^{-i\boldsymbol{\xi}^\top \mathbf{x}} d\mathbf{x}
\end{aligned}$$

Evaluating \hat{f}_{DT} at $\boldsymbol{\omega} = \boldsymbol{\omega}\boldsymbol{\beta}$, we get

$$\hat{f}_{\text{DT}}(\boldsymbol{\omega}\boldsymbol{\beta}) = (2\pi)^{-d/2} \int_A e^{-i\boldsymbol{\omega}\boldsymbol{\beta}^\top \mathbf{x}} d\mathbf{x} \quad (9)$$

Using the Fourier slice theorem (Kak and Slaney, 1988) we have

$$\mathcal{F}_1\{\mathcal{R}\{f_{\text{DT}}\}(\boldsymbol{\beta}, \cdot)\}(\boldsymbol{\omega}) = \hat{f}_{\text{DT}}(\boldsymbol{\omega}\boldsymbol{\beta}).$$

This gives the following Radon transform of f_{DT} :

$$\begin{aligned}\mathcal{R}\{f_{\text{DT}}\}(\beta, t) &= (2\pi)^{-1/2} \int_{\mathbb{R}} e^{i\omega t} \hat{f}_{\text{DT}}(\omega\beta) d\omega \\ &= (2\pi)^{-(d+1)/2} \int_{\mathbb{R}} e^{i\omega t} \int_A e^{-i\omega\beta^\top \mathbf{x}} d\mathbf{x} d\omega \\ &= (2\pi)^{-(d+1)/2} \int_A \int_{\mathbb{R}} e^{i\omega(t-\beta^\top \mathbf{x})} d\omega d\mathbf{x} \\ &= (2\pi)^{-(d+1)/2} \int_A \delta(t - \beta^\top \mathbf{x}) d\mathbf{x}\end{aligned}$$

Now, we compute the $d+1$ -derivative of $\mathcal{R}\{f\}(\beta, t)$ with respect to t (the integral is defined in the sense of a tempered distribution and follows the convention discussed in [Gel'fand and Shilov \(1964\)](#))

$$\partial_t \mathcal{R}\{f_{\text{DT}}\}(\beta, t) = (2\pi)^{-(d+1)/2} \int_A \delta'(t - \beta^\top \mathbf{x}) d\mathbf{x}$$

Similarly $(d+1)$ th derivative in t is

$$\partial_t^{d+1} \mathcal{R}\{f_{\text{DT}}\}(\beta, t) = (2\pi)^{-(d+1)/2} \int_A \delta^{(d+1)}(t - \beta^\top \mathbf{x}) d\mathbf{x}$$

If d is odd, then the second-order Radon domain total variation is the L^1 -norm of $(d+1)$ derivatives in t of this quantity (see Equation.(28) in [Parhi and Nowak \(2021\)](#)). That is

$$\mathcal{RTV}^2(f_{\text{DT}}) = c_d (2\pi)^{-(d-1)/2} \int_{\mathbb{S}^{d-1}} \int_{\mathbb{R}} \left| \int_A \delta^{(d+1)}(t - \beta^\top \mathbf{x}) d\mathbf{x} \right| dt d\beta$$

Lets define for any $\beta \in \mathbb{S}^{d-1}$

$$g_\beta(u) := \int_A \delta(u - \beta^\top \mathbf{x}) d\mathbf{x} \tag{10}$$

where we can write

$$g_\beta^{(k)}(u) = \int_A \delta^{(k)}(u - \beta^\top \mathbf{x}) d\mathbf{x}$$

for any $k > 0$.

Now, using the co-area formula ([Mattila, 1995](#)), noting that $\|\beta\| = 1$, we can rewrite Eq. (10) as

$$\int_A \delta(u - \beta^\top \mathbf{x}) d\mathbf{x} = \int_{\beta^\top \mathbf{x}=u} 1\{\mathbf{x} \in A\} d\sigma(\mathbf{x})$$

where $d\sigma$ denotes the $(d-1)$ -dimensional Hausdorff measure on the hyperplane $\{\mathbf{x} : \beta^\top \mathbf{x} = u\}$

Now, we will show there exists, $\beta_0 \in \mathbb{S}^{d-1}$, and scalar $\epsilon > 0$ such that for

$$\mathcal{RTV}^2(f_{\text{DT}}) \geq \int_{\mathcal{B}(\beta_0, \epsilon)} \int_{\mathbb{R}} |g_{\beta}^{(d+1)}(t)| dt d\beta \rightarrow \infty \quad (11)$$

where $\mathcal{B}_2(\beta_0, \epsilon) := \{\beta : \|\beta - \beta_0\| \leq \epsilon\}$.

Without loss of generality, assume that A is axes-aligned to eigendirections of \mathbb{R}^d — $\mathbf{e}_1, \mathbf{e}_2, \dots, \mathbf{e}_d$. Thus, consider the case where $\beta_0 := \mathbf{e}_1$.

Now,

$$g_{\beta_0 + \Delta}(u) = \begin{cases} 0, & \text{if } u \in (a_1, b_1)^c \\ \text{Vol}(\{(\beta_0 + \Delta)^\top \mathbf{x} = u\} \cap A) & \text{if } u \in (a_1, b_1) \end{cases}$$

Note, if $\Delta = \mathbf{0}$, then g_{β_0} has a sharp discontinuity at $u = a_1$. But if $\Delta \neq \mathbf{0}$ and $\|\beta_0 - \Delta\| \leq \epsilon$, $g_{\beta_0 + \Delta}$ varies over the real line smoothly. But we can control the jump around $(a_1 - \epsilon, a_1 + \epsilon)$. Note that,

$$\lim_{\epsilon \rightarrow 0} g_{\beta_0 + \Delta} = g_{\beta_0}$$

Fix a Gaussian mollifier $\eta \in C_c^\infty(\mathbb{R})$, $\eta(u) := \pi^{-1/2} e^{-u^2}$ and put $\eta_\epsilon(u) = \epsilon^{-1} \eta(u/\epsilon)$, $g_{\beta, \epsilon} = g_{\beta} * \eta_\epsilon$. If $h(u) = H \mathbf{1}_{\{u \geq 0\}}$ then $\max_u |(h * \eta_\epsilon)^{(k)}(u)| = H \epsilon^{-(k+1)} \max_s |\eta^{(k)}(s)|$.

Every slice with $\beta \in \mathcal{B}(\beta_0, \epsilon)$ still contains a jump of height at least $H/2$, where $H = \prod_{j=2}^d (b_j - a_j)$. With $k = d + 1$ this gives

$$\max_t |g_{\beta, \epsilon}^{(d+1)}(t)| \geq C \epsilon^{-(d+2)}, \quad \int_{\mathbb{R}} |g_{\beta, \epsilon}^{(d+1)}(t)| dt \geq C \epsilon^{-(d+1)}.$$

Hence

$$\int_{\mathcal{B}(\beta_0, \epsilon)} \int_{\mathbb{R}} |g_{\beta, \epsilon}^{(d+1)}(t)| dt d\beta \geq C' \epsilon^{d-1} \epsilon^{-(d+1)} = \frac{C'}{\epsilon^2} \xrightarrow{\epsilon \rightarrow 0} \infty.$$

But note that as ϵ tends to 0, the mollified function $g_{\beta, \epsilon}^{(d+1)}$ tends to $g_{\beta}^{(d+1)}$ in distribution. But then this implies that over the convex slope $\mathcal{B}_2(\beta_0, \epsilon)$

$$\int_{\mathcal{B}(\beta_0)} \int_{\mathbb{R}} |g_{\beta, \epsilon}^{(d+1)}(t)| dt d\beta \rightarrow \infty$$

as $\epsilon \rightarrow 0$. Hence, using the bound in Eq. (11), $\mathcal{RTV}^2(f_{\text{DT}})$ is unbounded.

Appendix C. Sigmoidal Smoothing

In this appendix, we will provide the proof of Theorem 6 as stated in Section 5 on the approximation of Sigmoid smooth decision trees.

C.1 Approximating the \mathcal{RTV}^2 for sigmoidal smooth decision trees

For the sake of clarity, in Section 5, we analyse the function

$$f_{\text{DT},\gamma}(\mathbf{x}) = \prod_{i=1}^D \sigma_{\gamma}(\mathbf{w}_i^{\top} \mathbf{x} + b_i), \quad \mathbf{x} \in \mathbb{R}^d, \gamma > 0, \quad (12)$$

where

$$\sigma_{\gamma}(z) = \frac{1}{1 + e^{-z/\gamma}}$$

is a *scaled logistic*, and $\mathbf{w}_i \in \mathbb{R}^d$, $b_i \in \mathbb{R}$ are the split normals and thresholds at depth i .

Now, we show the proof of the result on the Fourier transform of Sigmoidal smooth decision trees. First, we restate the result on the Fourier transform of a shifted, scaled sigmoid, then provide the proof below.

Lemma 11 For any $\gamma > 0$ and $b \in \mathbb{R}$,

$$\widehat{\sigma_{\gamma}(\cdot + b)}(\omega) = e^{-i\omega b} \left[\frac{\pi}{2} \delta(\omega) + \frac{i\gamma\pi}{\sinh(\pi\gamma\omega)} \right], \quad \omega \in \mathbb{R}.$$

Proof

First, note that, by translation invariance,

$$\widehat{\sigma_{\gamma}(\cdot + b)}(\omega) = e^{-i\omega b} \widehat{\sigma_{\gamma}}(\omega),$$

so it suffices to compute $\widehat{\sigma_{\gamma}}$.

We can write the sigmoid as

$$\sigma_{\gamma}(z) = \frac{1}{2} + \frac{1}{2} \tanh\left(\frac{z}{2\gamma}\right).$$

For the constant part $\widehat{\frac{1}{2}} = \frac{\pi}{2} \delta(\omega)$.

For the hyperbolic–tangent part use the table entry

$$\int_{-\infty}^{\infty} \tanh u e^{-i\Omega u} du = \frac{\pi i}{\sinh(\pi\Omega/2)} \quad (\text{Bateman Vol 1, §4.9, (9) (Project et al., 1954)}),$$

together with the scaling rule $\widehat{f(ax)}(\omega) = \frac{1}{|a|} \widehat{f}\left(\frac{\omega}{a}\right)$ for $a \neq 0$. Choosing $a = 2\gamma$ gives

$$\widehat{\tanh(\cdot/2\gamma)}(\omega) = 2\gamma \frac{\pi i}{\sinh(\pi\gamma\omega)}.$$

Combining the two terms and re-inserting the phase factor gives- for all $\omega \in \mathbb{R}$

$$\widehat{\sigma_{\gamma}(\cdot + b)}(\omega) = e^{-i\omega b} \left[\frac{\pi}{2} \delta(\omega) + \frac{i\gamma\pi}{\sinh(\pi\gamma\omega)} \right],$$

as claimed. ■

In the following subsection, we consider the geometry of the splits direction $\{\mathbf{w}_i\}_{i=1}^D \subset \mathbb{R}^d$.

C.2 Geometry of the split directions

First, consider rewriting all the split normals into a matrix

$$W := \begin{bmatrix} \mathbf{w}_1^\top \\ \vdots \\ \mathbf{w}_D^\top \end{bmatrix} \in \mathbb{R}^{D \times d},$$

Denote by

$$r := \text{rank } W \quad (0 \leq r \leq \min\{D, d\})$$

the dimension of their span

$$\mathcal{S} := \text{span}\{\mathbf{w}_1, \dots, \mathbf{w}_D\} \subset \mathbb{R}^d.$$

C.3 Rotating into $\mathcal{S} \oplus \mathcal{S}^\perp$

Now, we will rewrite the product in the expression of Sigmoidal smooth decision tree in Eq. (3) corresponding to the active directions in the span of the split normals \mathcal{S} .

First, note that \mathcal{S} is r -dimensional, so we can pick an orthogonal matrix $\mathbf{R} = [\mathbf{R}_\parallel \ \mathbf{R}_\perp]$ such that

$$\text{im } \mathbf{R}_\parallel = \mathcal{S}, \quad \text{im } \mathbf{R}_\perp = \mathcal{S}^\perp.$$

Notation. We write every point $\mathbf{x} \in \mathbb{R}^d$ and every frequency $\boldsymbol{\xi}$ in these coordinates:

$$\mathbf{x} = \mathbf{R} \begin{bmatrix} \mathbf{x}_\parallel \\ \mathbf{x}_\perp \end{bmatrix}, \quad \mathbf{x}_\parallel \in \mathbb{R}^r, \ \mathbf{x}_\perp \in \mathbb{R}^{d-r}; \quad \boldsymbol{\xi} = \mathbf{R} \begin{bmatrix} \boldsymbol{\eta} \\ \boldsymbol{\zeta} \end{bmatrix}, \quad \boldsymbol{\eta} \in \mathbb{R}^r, \ \boldsymbol{\zeta} \in \mathbb{R}^{d-r}.$$

Now, because each \mathbf{w}_i lies *inside* \mathcal{S} we have $\mathbf{w}_i^\top \mathbf{R}_\perp = 0$; hence

$$\mathbf{w}_i^\top \mathbf{x} + b_i = \mathbf{w}_i^\top \mathbf{R} \begin{bmatrix} \mathbf{x}_\parallel \\ \mathbf{x}_\perp \end{bmatrix} + b_i = \underbrace{(\mathbf{w}_i^\top \mathbf{R}_\parallel)}_{=: \mathbf{a}_i^\top} \mathbf{x}_\parallel + b_i, \quad \mathbf{a}_i \in \mathbb{R}^r. \quad (13)$$

Thus $f_{\text{DT},\gamma}$ depends *only* on the \mathbf{x}_\parallel -coordinates:

$$f_{\text{DT},\gamma}(\mathbf{R}[\mathbf{x}_\parallel, \mathbf{x}_\perp]^\top) = \prod_{i=1}^D \sigma_\gamma(\mathbf{a}_i^\top \mathbf{x}_\parallel + b_i).$$

C.4 Splitting the Fourier integral

By definitions, we know that the Fourier transform of $f_{\text{DT},\gamma}$ is given by

$$\widehat{f_{\text{DT},\gamma}}(\boldsymbol{\xi}) = (2\pi)^{-d/2} \int f_{\text{DT},\gamma}(\mathbf{x}) e^{-i\boldsymbol{\xi}^\top \mathbf{x}} d\mathbf{x} = (2\pi)^{-d/2} \int \left[\prod_{i=1}^D \sigma_\gamma(\mathbf{a}_i^\top \mathbf{x}_\parallel + b_i) \right] \cdot e^{-i\boldsymbol{\xi}^\top \mathbf{x}} d\mathbf{x} \quad (14)$$

Now, insert the rotated coordinates into the definition

$$\begin{aligned}\widehat{f_{\text{DT},\gamma}}(\xi) &= (2\pi)^{-d/2} \int_{\mathbb{R}^d} \left[\prod_{i=1}^D \sigma_\gamma(a_i^\top t + b_i) \right] e^{-i(\eta^\top t + \zeta^\top z)} dt dz \\ &= (2\pi)^{-d/2} \underbrace{\left[\int_{\mathbb{R}^{d-r}} e^{-i\zeta^\top z} dz \right]}_{=(2\pi)^{(d-r)/2} \delta(\zeta)} \int_{\mathbb{R}^r} G(t) e^{-i\eta^\top t} dt,\end{aligned}\tag{15}$$

where we define $G(t) := \prod_{i=1}^D \sigma_\gamma(a_i^\top t + b_i)$.

The outer integral in Eq. (15) produced a *Dirac delta* $\delta(\zeta) = \delta(P_{\mathcal{S}^\perp} \xi)$ that kills every frequency component *outside* \mathcal{S} ; we are left with an r -dimensional Fourier transform of G inside \mathcal{S} .

Then, Eq. (15) becomes

$$\widehat{f_{\text{DT},\gamma}}(\xi) = (2\pi)^{-r/2} \delta(P_{\mathcal{S}^\perp} \xi) \underbrace{\int_{\mathbb{R}^r} G(t) e^{-i\eta^\top t} dt}_{=: H(\eta)}.\tag{16}$$

C.5 Expressing $H(\eta)$ as a D -fold convolution

Now, consider the linear projection of t wrt the matrix A : $t \mapsto s := At$, where A is formed as the *row-stacked* matrix

$$A := \begin{bmatrix} a_1^\top \\ \vdots \\ a_D^\top \end{bmatrix} \in \mathbb{R}^{D \times r}, \quad a_i^\top = \mathbf{w}_i^\top R_{\parallel} \ (1 \times r).$$

Because $\text{rank } A = r$ (same as W), the linear map $t \mapsto s := At$ is injective, sending $t \in \mathbb{R}^r$ to a vector $s = (s_1, \dots, s_D)^\top \in \mathbb{R}^D$ whose i -th entry is $s_i = a_i^\top t$. In these s -coordinates the kernel factorises:

$$G(t) = \prod_{i=1}^D \sigma_\gamma(s_i + b_i).$$

Solve for t by left-multiplying with the Moore–Penrose inverse $A^+ = (A^\top A)^{-1} A^\top \in \mathbb{R}^{r \times D}$:

$$t = A^+ s, \quad dt = |\det(A^\top A)|^{-1/2} ds.$$

Note that $A^\top A$ is $r \times r$, so the determinant is well defined. With $t = A^+ s$ we have

$$\eta^\top t = \eta^\top (A^\top A)^{-1} A^\top s = \underbrace{(A(A^\top A)^{-1} \eta)^\top}_{=: u^\top} s, \quad u := A(A^\top A)^{-1} \eta \in \mathbb{R}^D.$$

Now, we show one-dimensional convolution in each coordinate. Insert these expressions into $H(\eta)$:

$$H(\eta) = |\det(A^\top A)|^{-1/2} \int_{\mathbb{R}^D} \left[\prod_{i=1}^D \sigma_\gamma(s_i + b_i) \right] e^{-i u^\top s} ds\tag{17}$$

$$\stackrel{\text{FT}}{=} |\det(A^\top A)|^{-1/2} \left(K_{\gamma,1} * K_{\gamma,2} * \dots * K_{\gamma,D} \right)(u),\tag{18}$$

where $K_{\gamma,i} = \widehat{\sigma_\gamma(\cdot + b_i)}$ (from Lemma 11). Each convolution is in the \mathbb{R} -variable corresponding to the i -th coordinate.

The change of variables $t \mapsto s$ contributed the Jacobian $|\det(A^\top A)|^{-1/2}$. Because $A = WR_\parallel$ and R_\parallel is orthogonal on \mathcal{S} , one has $A^\top A = R_\parallel^\top (W^\top W) R_\parallel = W^\top W|_{\mathcal{S}}$, so $|\det(A^\top A)| = |\det(WW^\top)|$. Define the *left* pseudo-inverse

$$W^+ := (WW^\top)^{-1}W \in \mathbb{R}^{D \times d}.$$

Combining (16) with (18) now yields the following arbitrary split formula.

Theorem 12 (Fourier transform, arbitrary split directions) *Let $w_1, \dots, w_D \in \mathbb{R}^d$, $b_1, \dots, b_D \in \mathbb{R}$ and $\gamma > 0$. Put $W = [w_1 \cdots w_D]^\top \in \mathbb{R}^{D \times d}$, $r = \text{rank } W$, $\mathcal{S} = \text{span}\{w_i\}$. With the unitary convention*

$$\widehat{g}(\xi) = (2\pi)^{-d/2} \int_{\mathbb{R}^d} g(x) e^{-i\xi^\top x} dx,$$

the the Sigmoid smooth decision tree with depth $D > 0$

$$f_{DT,\gamma}(x) = \prod_{i=1}^D \sigma_\gamma(w_i^\top x + b_i)$$

has Fourier transform

$$\widehat{f_{DT,\gamma}}(\xi) = (2\pi)^{-r/2} |\det(WW^\top)|^{-1/2} \delta(P_{\mathcal{S}^\perp} \xi) \left(K_{\gamma,1} * \cdots * K_{\gamma,D} \right) (W^+ \xi),$$

where $K_{\gamma,i}(u) = e^{-ib_i u} \left[\frac{\pi}{2} \delta(u) + \frac{i\gamma\pi}{\sinh(\pi\gamma u)} \right]$ is the 1-D kernel from Lemma 11.

Remark 13 *In the theorem above, we assumed that the split normals $\{w_i\}$ are distinct. In the case when the directions are not distinct, one can consider a maximally linearly independent set of split normals to obtain similar results as above. Thus, the convolution of the 1-D kernels involves multiplicity of the split normals in the depth product.*

Suppose now that the w_i are orthonormal and distinct. Then $r = D \leq d$ and $W^+ = W^\top$, $WW^\top = I_D$, $A = I_D$. Because each $K_{\gamma,i}$ acts on an independent coordinate (the i -th standard basis vector), convolutions reduce to ordinary point-wise products:

$$K_{\gamma,1} * \cdots * K_{\gamma,D} = K_{\gamma,1} \cdots K_{\gamma,D}.$$

This yields the following product-form for orthonormal splits in the Fourier transform.

Corollary 14 (Orthonormal $\{w_i\}$, $D \leq d$)

$$\widehat{f_{DT,\gamma}}(\xi) = (2\pi)^{-D/2} \delta(P_{\mathcal{S}^\perp} \xi) \prod_{i=1}^D e^{-ib_i \eta_i} \left[\frac{\pi}{2} \delta(\eta_i) + \frac{i\gamma\pi}{\sinh(\pi\gamma\eta_i)} \right], \quad \eta_i = w_i^\top \xi. \quad (19)$$

With this we provide the proof of the main theorem.

C.6 Proof of Theorem 6

Here, we prove Theorem 6 using the Fourier representation of the Sigmoidal smooth decision tree in Eq. (19). We assume that $D =$

Notation. Denote by

$$\lambda_i(\beta) = \mathbf{w}_i^\top \beta \quad (i = 1, \dots, D),$$

and write $d\sigma(\beta)$ for the surface measure on the unit sphere $\mathbb{S}^{d-1} \subset \mathbb{R}^d$.

Note that, the tempered distribution $f_{\text{DT},\gamma}$ has Fourier transform

$$\widehat{f_{\text{DT},\gamma}}(\xi) = (2\pi)^{-\frac{D}{2}} \delta(P_{\mathcal{S}^\perp} \xi) \prod_{i=1}^D e^{-i b_i \mathbf{w}_i^\top \xi} \left[\frac{\pi}{2} \delta(\mathbf{w}_i^\top \xi) + \frac{i \gamma \pi}{\sinh(\pi \gamma \mathbf{w}_i^\top \xi)} \right],$$

so $\widehat{f_{\text{DT},\gamma}}$ is supported on \mathcal{S} .

Now, evaluating the Fourier transform on the $\omega \beta$ we get

$$\widehat{f_{\text{DT},\gamma}}(\omega \beta) = (2\pi)^{-\frac{D}{2}} \delta(P_{\mathcal{S}^\perp} \omega \beta) \prod_{i=1}^D e^{-i b_i \omega \mathbf{w}_i^\top \beta} \left[\frac{\pi}{2} \delta(\omega \mathbf{w}_i^\top \beta) + \frac{i \gamma \pi}{\sinh(\pi \gamma \omega \mathbf{w}_i^\top \beta)} \right]$$

Now, we can write the 1D inverse Fourier transform to solve for the Radon transform of $f_{\text{DT},\gamma}$

$$\mathcal{R} \{ f_{\text{DT},\gamma} \} (\beta, t) = (2\pi)^{-1/2} \int_{\mathbb{R}} e^{i\omega t} \widehat{f_{\text{DT},\gamma}}(\omega \beta) d\omega$$

Because of the factor $\delta(P_{\mathcal{S}^\perp} \xi)$ in Eq. (19), the integrand is non-zero *only if* $\beta_\perp = 0$, i.e. $\beta \in \mathcal{S}$. Hence

$$\mathcal{R} \{ f_{\text{DT},\gamma} \} (\beta, t) = 0 \quad \text{unless} \quad \beta \in \mathcal{S} \cap \mathbb{S}^{d-1}.$$

Because $\widehat{f_{\text{DT},\gamma}}(\omega \beta)$ has at most polynomial growth in ω , we may differentiate under the integral:

$$\partial_t^{d+1} \mathcal{R} \{ f_{\text{DT},\gamma} \} (\beta, t) = (2\pi)^{-1/2} \int_{\mathbb{R}} (i\omega)^{d+1} e^{i\omega t} \widehat{f_{\text{DT},\gamma}}(\omega \beta) d\omega. \quad (20)$$

Now, integrating absolute value of LHS in Eq. (20),

$$\begin{aligned} \|\partial_t^{d+1} \mathcal{R} \{ f_{\text{DT},\gamma} \} (\beta, \cdot)\|_{L_t^1} &= (2\pi)^{-1/2} \int_{\mathbb{R}} \left| \int_{\mathbb{R}} (i\omega)^{d+1} e^{i\omega t} \widehat{f_{\text{DT},\gamma}}(\omega \beta) d\omega \right| dt \\ &= (2\pi)^{-1/2} \int_{\mathbb{R}} \left| \int_{\mathbb{R}} (\omega)^{d+1} e^{i\omega t} \widehat{f_{\text{DT},\gamma}}(\omega \beta) d\omega \right| dt \end{aligned} \quad (21)$$

Now, note that expanding the full form of $\widehat{f_{\text{DT},\gamma}}$ in Eq. (21), we can eliminate the $\frac{\pi}{2} \delta(\omega \mathbf{w}_i^\top \beta)$ terms due to the application of the Sifting property of Dirac delta on $|\omega|^{d+1} \delta(\omega)$. Hence, we can simplify the Eq. (21) as follows:

$$\|\partial_t^{d+1} \mathcal{R} \{ f_{\text{DT},\gamma} \} (\beta, \cdot)\|_{L_t^1} = (2\pi)^{-(D+1)/2} (\gamma \pi)^D \int_{\mathbb{R}} \left| \int_{\mathbb{R}} (\omega)^{d+1} e^{i\omega(t - \sum_{i=1}^D b_i \mathbf{w}_i^\top \beta)} \prod_{i=1}^D \frac{1}{\sinh(\pi \gamma \omega \mathbf{w}_i^\top \beta)} d\omega \right| dt \quad (22)$$

Now, integrating Eq. (21) with respect to β yields the \mathcal{RTV}^2 of $f_{\text{DT},\gamma}$,

$$\mathcal{RTV}^2(f_{\text{DT},\gamma}) = c_D \int_{\mathbb{S}^{d-1}} \int_{\mathbb{R}} \left| \int_{\mathbb{R}} (\omega)^{d+1} e^{i\omega(t - \sum_{i=1}^D b_i w_i^\top \beta)} \prod_{i=1}^D \frac{1}{\sinh(\pi\gamma\omega w_i^\top \beta)} d\omega \right| dt d\beta$$

where $c_D := (2\pi)^{-(D+1)/2}(\gamma\pi)^D$.

Finally, we will show that the RHS obtained in the form of $\mathcal{RTV}^2(f_{\text{DT},\gamma})$ above is unbounded.

Fix $\omega_0 > 0$ as above. For each $\beta \in \mathbb{S}^{d-1}$ define

$$u_\beta(t) := \partial_t^{d+1} \mathcal{R}\{f_{\text{DT},\gamma}\}(\beta, t).$$

Let $\widehat{\phi}(\omega) := \mathbf{1}_{\{0 \leq \omega \leq \omega_0\}}$ and let $\phi := \mathcal{F}_t^{-1}[\widehat{\phi}]$ under our Fourier convention. Then

$$\|\phi\|_\infty \leq (2\pi)^{-1/2} \int_0^{\omega_0} d\omega = \frac{\omega_0}{\sqrt{2\pi}}.$$

Fix the shift

$$t_0(\beta) := \sum_{i=1}^D b_i w_i^\top \beta$$

and define $\phi_\beta(t) := \phi(t - t_0(\beta))$. By Hölder,

$$\|u_\beta\|_{L_t^1} \geq \frac{1}{\|\phi\|_\infty} \left| \int_{\mathbb{R}} u_\beta(t) \phi_\beta(t) dt \right|.$$

Using Plancherel/Parseval for our Fourier convention and $\widehat{\phi}_\beta(\omega) = e^{-i\omega t_0(\beta)} \widehat{\phi}(\omega)$, we get

$$\int_{\mathbb{R}} u_\beta(t) \phi_\beta(t) dt = (2\pi)^{-1/2} \int_0^{\omega_0} (i\omega)^{d+1} e^{-i\omega t_0(\beta)} \widehat{f}_{\text{DT},\gamma}(\omega\beta) d\omega.$$

Plugging in the expression for $\widehat{f}_{\text{DT},\gamma}$ and using the cancellation of the phase $e^{-i\omega t_0(\beta)}$ yields (for σ -a.e. β)

$$\left| \int_{\mathbb{R}} u_\beta(t) \phi_\beta(t) dt \right| \geq C_0 \left| \int_0^{\omega_0} \omega^{d+1} \prod_{i=1}^D \frac{1}{\sinh(\pi\gamma\omega w_i^\top \beta)} d\omega \right|.$$

On $(0, \omega_0)$ we have $|\pi\gamma\omega w_i^\top \beta| \leq 1$, hence for $|z| \leq 1$, $|\sinh(z)| \leq 2|z|$ and so

$$\frac{1}{|\sinh(\pi\gamma\omega w_i^\top \beta)|} \geq \frac{1}{2\pi\gamma\omega |w_i^\top \beta|}.$$

Therefore, for $\omega \in (0, \omega_0)$,

$$\prod_{i=1}^D \frac{1}{|\sinh(\pi\gamma\omega w_i^\top \beta)|} \geq \frac{1}{(2\pi\gamma)^D} \cdot \frac{1}{\omega^D} \cdot \frac{1}{|w_1^\top \beta|},$$

where we used $|w_i^\top \beta| \leq 1$ for $i \geq 2$ after normalizing $\|w_i\|_2 = 1$ (or absorb $\max_i \|w_i\|_2$ into constants). Hence,

$$\left| \int_0^{\omega_0} \omega^{d+1} \prod_{i=1}^D \frac{1}{\sinh(\pi\gamma\omega w_i^\top \beta)} d\omega \right| = \int_0^{\omega_0} \left| \omega^{d+1} \prod_{i=1}^D \frac{1}{\sinh(\pi\gamma\omega w_i^\top \beta)} \right| d\omega,$$

If $D \leq d + 1$, the ω -integral equals a finite constant $C_2 > 0$; if $D \geq d + 2$ it diverges already in ω . In either case (for $d \geq 2$),

$$\|u_\beta\|_{L_t^1} \geq \frac{C_3}{|w_1^\top \beta|}.$$

Integrating over $\beta \in \mathbb{S}^{d-1}$ gives

$$\mathcal{RTV}^2(f_{\mathbf{DT}, \gamma}) = c_d \int_{\mathbb{S}^{d-1}} \|u_\beta\|_{L_t^1} d\sigma(\beta) \geq C_4 \int_{\mathbb{S}^{d-1}} \frac{1}{|w_1^\top \beta|} d\sigma(\beta) = +\infty,$$

since $w_1^\top \beta = 0$ defines an equator and $|\beta_1|^{-1}$ is not integrable near 0 on \mathbb{S}^{d-1} when $d \geq 2$.

Appendix D. Gaussian Smoothing

In this appendix, we provide the proof of the main theorem on the approximation of Gaussian smoothed decision trees as stated in Theorem 7.

D.1 Upper bounding the \mathcal{RTV}^2 for the Gaussian-smoothed decision trees

Let $f_{\text{DT}}(\cdot) = 1\{\cdot \in A\}$ be the indicator function of a decision-tree region $A \subset \mathbb{R}^d$, and define the smoothed function via convolution:

$$f_\sigma(\mathbf{x}) := (f_{\text{DT}} * G_\sigma)(\mathbf{x}) = \int_{\mathbb{R}^d} 1\{\mathbf{y} \in A\} G_\sigma(\mathbf{x} - \mathbf{y}) d\mathbf{y},$$

where $G_\sigma(\mathbf{z}) := \frac{1}{(2\pi\sigma^2)^{d/2}} \exp\left(-\frac{\|\mathbf{z}\|^2}{2\sigma^2}\right)$ is the Gaussian kernel.

By the Fourier-slice formula,

$$R\{f_\sigma\}(\boldsymbol{\beta}, t) = \frac{1}{\sqrt{2\pi}} \int_{\mathbb{R}} e^{i\omega t} \widehat{f_\sigma}(\omega\boldsymbol{\beta}) d\omega,$$

and since $\widehat{f_\sigma}(\boldsymbol{\xi}) = \widehat{f_{\text{DT}}}(\boldsymbol{\xi}) e^{-\frac{\sigma^2\|\boldsymbol{\xi}\|^2}{2}}$ (using Convolution theorem of Fourier transform), we compute:

$$\partial_t^{d+1} R\{f_\sigma\}(\boldsymbol{\beta}, t) = \frac{1}{\sqrt{2\pi}} \int_{\mathbb{R}} (i\omega)^{d+1} e^{i\omega t} \widehat{f_{\text{DT}}}(\omega\boldsymbol{\beta}) e^{-\frac{\sigma^2\omega^2}{2}} d\omega. \quad (23)$$

As shown in Eq. (9), we have:

$$\widehat{f_{\text{DT}}}(\omega\boldsymbol{\beta}) = \frac{1}{(2\pi)^{d/2}} \int_A e^{-i\omega\boldsymbol{\beta}^\top \mathbf{x}} d\mathbf{x}.$$

Plugging this equation in Eq. (23), we get:

$$\partial_t^{d+1} R\{f_\sigma\}(\boldsymbol{\beta}, t) = \frac{1}{(2\pi)^{(d+1)/2}} \int_A \underbrace{\left[\int_{\mathbb{R}} (i\omega)^{d+1} e^{i\omega(t-\boldsymbol{\beta}^\top \mathbf{x})} e^{-\frac{\sigma^2\omega^2}{2}} d\omega \right]}_{I_{d+1}} d\mathbf{x}. \quad (24)$$

In the following, we would rewrite I_{d+1} in terms of probabilist's Hermite polynomials.

Set $m = d + 1$ and $s := t - \boldsymbol{\beta}^\top \mathbf{x}$. Now, using Rodrigues' formula for Hermite polynomials: $\text{He}_n(u) = (-1)^n e^{\frac{u^2}{2}} \frac{d^n}{du^n} e^{-\frac{u^2}{2}}$, and integration by parts, we have

$$I_m = \int_{\mathbb{R}} (i\omega)^m e^{i\omega s} e^{-\frac{\sigma^2\omega^2}{2}} d\omega = (-i)^m \frac{\sqrt{2\pi}}{\sigma^{m+1}} e^{-\frac{s^2}{2\sigma^2}} \text{He}_m\left(\frac{s}{\sigma}\right). \quad (25)$$

With this, we can write:

$$\left| \partial_t^{d+1} R\{f_\sigma\}(\boldsymbol{\beta}, t) \right| = \frac{1}{(2\pi)^{(d+1)/2}} \left| \int_A (-i)^{d+1} \frac{\sqrt{2\pi}}{\sigma^{d+2}} e^{-\frac{(t-\boldsymbol{\beta}^\top \mathbf{x})^2}{2\sigma^2}} \text{He}_{d+1}\left(\frac{t-\boldsymbol{\beta}^\top \mathbf{x}}{\sigma}\right) d\mathbf{x} \right| \quad (26)$$

Hence, we can write

$$\left| \partial_t^{d+1} R\{f_\sigma\}(\boldsymbol{\beta}, t) \right| \leq \frac{\sigma^{-(d+2)}}{(2\pi)^{d/2}} \int_A \left| \text{He}_{d+1}\left(\frac{t-\boldsymbol{\beta}^\top \mathbf{x}}{\sigma}\right) \right| \exp\left(-\frac{(t-\boldsymbol{\beta}^\top \mathbf{x})^2}{2\sigma^2}\right) d\mathbf{x}. \quad (27)$$

In odd dimensions, \mathcal{RTV}^2 of f_σ is the L^1 -norm of the absolute value of $(d+1)$ -th derivative of $R\{f_\sigma\}(\beta, t)$ with respect to t . Thus, we get

$$\begin{aligned} \|f_\sigma\|_{\mathcal{R}} &= \int_{\mathbb{S}^{d-1}} \int_{\mathbb{R}} \left| \partial_t^{d+1} R\{f_\sigma\}(\beta, t) \right| dt d\beta \\ &\leq \frac{\sigma^{-(d+2)}}{(2\pi)^{d/2}} \int_{\mathbb{S}^{d-1}} \int_{\mathbb{R}} \int_A \left| \text{He}_{d+1}\left(\frac{t-\beta^\top \mathbf{x}}{\sigma}\right) \right| \exp\left(-\frac{(t-\beta^\top \mathbf{x})^2}{2\sigma^2}\right) d\mathbf{x} dt d\beta \\ &= \frac{\sigma^{-(d+2)}}{(2\pi)^{d/2}} \int_{\mathbb{S}^{d-1}} \int_A \int_{\mathbb{R}} \left| \text{He}_{d+1}\left(\frac{t-\beta^\top \mathbf{x}}{\sigma}\right) \right| \exp\left(-\frac{(t-\beta^\top \mathbf{x})^2}{2\sigma^2}\right) dt d\mathbf{x} d\beta \end{aligned}$$

Substituting $u = \frac{t-\beta^\top \mathbf{x}}{\sigma}$, $dt = \sigma du$, and noting that this inner integral is independent of x , we obtain:

$$\|f_\sigma\|_{\mathcal{R}} \leq \frac{\sigma^{-(d+1)}}{(2\pi)^{d/2}} \int_{\mathbb{S}^{d-1}} \int_A C_{\text{He}}(d+1) d\mathbf{x} d\beta \quad (28)$$

where we define

$$C_{\text{He}}(m) := \int_{\mathbb{R}} e^{-u^2/2} |\text{He}_m(u)| du.$$

Simplifying the integrals with respect to t and β , we can rewrite Eq. (28) as

$$\|f_\sigma\|_{\mathcal{R}} \leq \frac{\sigma^{-(d+1)}}{(2\pi)^{d/2}} C_{\text{He}}(d+1) \cdot \text{Vol}(A) \cdot |\mathbb{S}^{d-1}| \quad (29)$$

Now, we will bound $C_{\text{He}}(d+1)$. Note that

$$C_{\text{He}}(m) = \int_{\mathbb{R}} e^{-u^2/2} |\text{He}_m(u)| du \leq \sqrt{\left(\int_{\mathbb{R}} e^{-u^2/2} du \right) \left(\int_{\mathbb{R}} e^{-u^2/2} \text{He}_m^2(u) du \right)} \quad (\star)$$

where we have used Cauchy-Schwarz in the last inequality.

Note that the first term in (\star) has a concrete form due to integral of a Gaussian density, and hence

$$\int_{\mathbb{R}} e^{-u^2/2} du = \sqrt{2\pi}$$

In the second term of the (\star) , we use a standard identity on inner product of probabilist's Hermite polynomials,

$$\int_{\mathbb{R}} e^{-u^2/2} \text{He}_m^2(u) du = \sqrt{2\pi} m!$$

Using the approximations above, we can bound

$$C_{\text{He}}(d+1) \leq \sqrt{2\pi} \sqrt{(d+1)!}$$

Now, using Sterling's approximation, we can further simplify the rhs as

$$C_{\text{He}}(d+1) \leq c (d+1)^{\frac{d+1}{2}} 2^{d/2} \quad (\text{some universal } c \approx 1.2).$$

for $d \geq 3$.

Using this bound to simplify Eq. (29), we get

$$\begin{aligned} \|f_\sigma\|_{\mathcal{R}} &\leq \frac{\sigma^{-(d+1)}}{(2\pi)^{d/2}} \cdot \frac{2\pi^{d/2}}{\Gamma(d/2)} \cdot c(d+1)^{\frac{d+1}{2}} 2^{d/2} \cdot Vol(A) \\ &= \frac{\sigma^{-(d+1)}}{\Gamma(d/2)} \cdot c(d+1)^{\frac{d+1}{2}} \cdot Vol(A) \end{aligned}$$

Now, using the Stirling's approximation on $\Gamma(d/2) \approx \sqrt{2\pi} \left(\frac{d}{2e}\right)^{d/2} \sqrt{\frac{2}{d}}$: we have

$$\|f_\sigma\|_R \leq C d^{1/2} \left(\frac{\sqrt{2}e}{\sigma}\right)^d Vol(A) \quad (\sigma > 0),$$

where $C \leq 2.2$.

Appendix E. Approximation Post-thresholding

In this section we prove Lemma 8 and Theorem 9 from Section 6.

First we state a technical lemma that constructs smooth monotone barriers with exact plateaus and controlled derivatives.

Lemma 15 *Fix integer $d \geq 1$, scalars $\lambda \geq 1$, and $\varepsilon \in (0, 1]$. Let $H \in C^\infty(\mathbb{R})$ be nondecreasing with*

$$H(s) = 0 \ (s \leq 0), \quad H(s) = 1 \ (s \geq 1), \quad H^{(m)}(0) = H^{(m)}(1) = 0 \ (1 \leq m \leq d+1).$$

Define the scaled step $h_\varepsilon(t) := H((t + \varepsilon)/\varepsilon)$ such that $h_\varepsilon = 0$ on $(-\infty, -\varepsilon]$, $h_\varepsilon = 1$ on $[0, \infty)$, and $h'_\varepsilon \geq 0$ supported in $[-\varepsilon, 0]$, and set

$$\vartheta_{\lambda, \varepsilon}(t) := (1 - h_\varepsilon(t)) e^{\lambda t} + h_\varepsilon(t).$$

Then $\vartheta_{\lambda, \varepsilon} \in C^{d+1}(\mathbb{R})$, is nondecreasing, and

$$\vartheta_{\lambda, \varepsilon}(t) = e^{\lambda t} \quad (t \leq -\varepsilon), \quad \vartheta_{\lambda, \varepsilon}(t) = 1 \quad (t \geq 0).$$

For every $q \in \{1, \dots, d+1\}$ there exist constants C_q (depending only on q and H) such that

$$\|\vartheta_{\lambda, \varepsilon}^{(q)}\|_{L^\infty(\mathbb{R})} \leq C_q \sum_{m=0}^q \lambda^{q-m} \varepsilon^{-m}, \quad \|\vartheta_{\lambda, \varepsilon}^{(q)}\|_{L^1(\mathbb{R})} \leq C_q \left(\lambda^{q-1} + \sum_{m=1}^q \lambda^{q-m} \varepsilon^{1-m} \right).$$

In particular, for $\varepsilon = c_0/\lambda$ (fixed $c_0 > 0$),

$$\|\vartheta_{\lambda, \varepsilon}^{(q)}\|_{L^\infty} \leq C'_q \lambda^q, \quad \|\vartheta_{\lambda, \varepsilon}^{(q)}\|_{L^1} \leq C'_q \lambda^{q-1}.$$

Proof [Proof of Lemma 15] Let

$$h_\varepsilon(t) := H\left(\frac{t + \varepsilon}{\varepsilon}\right), \quad \vartheta(t) := \vartheta_{\lambda, \varepsilon}(t) = (1 - h_\varepsilon(t)) e^{\lambda t} + h_\varepsilon(t).$$

Since $H(s) = 0$ for $s \leq 0$ and $H(s) = 1$ for $s \geq 1$, we have

$$h_\varepsilon(t) = 0 \quad (t \leq -\varepsilon), \quad h_\varepsilon(t) = 1 \quad (t \geq 0).$$

Moreover, H is nondecreasing, hence h_ε is nondecreasing and $h'_\varepsilon(t) \geq 0$. For every integer $m \geq 1$, $h_\varepsilon^{(m)}$ is supported in $[-\varepsilon, 0]$.

Because the inner map $t \mapsto (t + \varepsilon)/\varepsilon$ is affine, repeated chain rule gives the exact identity

$$h_\varepsilon^{(m)}(t) = \varepsilon^{-m} H^{(m)}\left(\frac{t + \varepsilon}{\varepsilon}\right), \quad m \geq 0. \tag{30}$$

In particular, for each $m \geq 0$,

$$\|h_\varepsilon^{(m)}\|_{L^\infty(\mathbb{R})} \leq \varepsilon^{-m} \|H^{(m)}\|_{L^\infty(\mathbb{R})} =: C_m \varepsilon^{-m}.$$

For $m \geq 1$, using $\text{supp}(h_\varepsilon^{(m)}) \subset [-\varepsilon, 0]$ and the change of variables $s = (t + \varepsilon)/\varepsilon$ (so $dt = \varepsilon ds$), we also get

$$\|h_\varepsilon^{(m)}\|_{L^1(\mathbb{R})} = \int_{-\varepsilon}^0 \varepsilon^{-m} \left| H^{(m)}\left(\frac{t+\varepsilon}{\varepsilon}\right) \right| dt = \varepsilon^{1-m} \int_0^1 |H^{(m)}(s)| ds =: \tilde{C}_m \varepsilon^{1-m}.$$

Here C_m and \tilde{C}_m depend only on m and H , not on λ or ε .

Since h_ε and $e^{\lambda t}$ are smooth, $\vartheta \in C^\infty(\mathbb{R})$ (hence in C^{d+1}). If $t \leq -\varepsilon$ then $h_\varepsilon(t) = 0$ so $\vartheta(t) = e^{\lambda t}$. If $t \geq 0$ then $h_\varepsilon(t) = 1$ so $\vartheta(t) = 1$.

Now differentiate ϑ :

$$\vartheta'(t) = -(h'_\varepsilon(t))e^{\lambda t} + (1 - h_\varepsilon(t))\lambda e^{\lambda t} + h'_\varepsilon(t) = (1 - h_\varepsilon(t))\lambda e^{\lambda t} + h'_\varepsilon(t)(1 - e^{\lambda t}).$$

On $[-\varepsilon, 0]$ we have $h'_\varepsilon \geq 0$ and $t \leq 0$ implies $1 - e^{\lambda t} \geq 0$, hence $\vartheta'(t) \geq 0$. On $(-\infty, -\varepsilon]$ we have $\vartheta(t) = e^{\lambda t}$ which is increasing, and on $[0, \infty)$ we have $\vartheta \equiv 1$. Therefore ϑ is nondecreasing on \mathbb{R} .

Fix $q \in \{1, \dots, d+1\}$. Write

$$\vartheta(t) = (1 - h_\varepsilon(t))e^{\lambda t} + h_\varepsilon(t).$$

By Leibniz' rule,

$$\vartheta^{(q)}(t) = \sum_{m=0}^q \binom{q}{m} (1 - h_\varepsilon)^{(m)}(t) \partial_t^{q-m}(e^{\lambda t}) + h_\varepsilon^{(q)}(t). \quad (31)$$

Since $\partial_t^{q-m}(e^{\lambda t}) = \lambda^{q-m} e^{\lambda t}$ and $(1 - h_\varepsilon)^{(m)} = -h_\varepsilon^{(m)}$ for $m \geq 1$, we may bound pointwise (using $0 \leq 1 - h_\varepsilon \leq 1$):

$$|\vartheta^{(q)}(t)| \leq \lambda^q e^{\lambda t} + \sum_{m=1}^q \binom{q}{m} \lambda^{q-m} e^{\lambda t} |h_\varepsilon^{(m)}(t)| + |h_\varepsilon^{(q)}(t)|.$$

L^∞ bound. On $t \leq 0$ we have $e^{\lambda t} \leq 1$, so using $\|h_\varepsilon^{(m)}\|_\infty \leq C_m \varepsilon^{-m}$ gives

$$\sup_{t \leq 0} |\vartheta^{(q)}(t)| \leq \lambda^q + \sum_{m=1}^q \binom{q}{m} \lambda^{q-m} C_m \varepsilon^{-m} + C_q \varepsilon^{-q}.$$

On $t \geq 0$, $\vartheta \equiv 1$ so $\vartheta^{(q)} \equiv 0$. Absorbing binomial coefficients into a constant C_q (depending only on q and H) yields

$$\|\vartheta^{(q)}\|_{L^\infty(\mathbb{R})} \leq C_q \sum_{m=0}^q \lambda^{q-m} \varepsilon^{-m}.$$

L^1 bound. Split \mathbb{R} into $(-\infty, -\varepsilon] \cup [-\varepsilon, 0] \cup [0, \infty)$.

On $(-\infty, -\varepsilon]$, $\vartheta^{(q)}(t) = \lambda^q e^{\lambda t}$, hence

$$\int_{-\infty}^{-\varepsilon} |\vartheta^{(q)}(t)| dt = \int_{-\infty}^{-\varepsilon} \lambda^q e^{\lambda t} dt = \lambda^{q-1} e^{-\lambda \varepsilon} \leq \lambda^{q-1}.$$

On $[0, \infty)$, $\vartheta^{(q)} \equiv 0$. On $[-\varepsilon, 0]$ we have $e^{\lambda t} \leq 1$, so integrating the pointwise bound and using $\|h_\varepsilon^{(m)}\|_{L^1} \leq \tilde{C}_m \varepsilon^{1-m}$ gives

$$\int_{-\varepsilon}^0 |\vartheta^{(q)}(t)| dt \leq \lambda^q \varepsilon + \sum_{m=1}^q \binom{q}{m} \lambda^{q-m} \tilde{C}_m \varepsilon^{1-m} + \tilde{C}_q \varepsilon^{1-q}.$$

Absorbing constants again into C_q yields

$$\|\vartheta^{(q)}\|_{L^1(\mathbb{R})} \leq C_q \left(\lambda^{q-1} + \sum_{m=1}^q \lambda^{q-m} \varepsilon^{1-m} \right).$$

If $\varepsilon = c_0/\lambda$, then

$$\sum_{m=0}^q \lambda^{q-m} \varepsilon^{-m} = \sum_{m=0}^q \lambda^{q-m} \left(\frac{\lambda}{c_0} \right)^m = \lambda^q \sum_{m=0}^q c_0^{-m} \leq C'_q \lambda^q,$$

and similarly

$$\lambda^{q-1} + \sum_{m=1}^q \lambda^{q-m} \varepsilon^{1-m} = \lambda^{q-1} \left(1 + \sum_{m=1}^q c_0^{1-m} \right) \leq C'_q \lambda^{q-1}.$$

This proves the stated bounds. ■

Using this barrier, we now prove Lemma 8.

Proof [Proof of Lemma 8] Recall that

$$S_B(x) := \prod_{j=1}^d \vartheta_{\lambda, \varepsilon}(u_j - x_j) \vartheta_{\lambda, \varepsilon}(x_j - \ell_j), \quad \varepsilon = c_0/\lambda.$$

We use the barrier properties from Lemma 15:

$$0 \leq \vartheta_{\lambda, \varepsilon}(t) \leq 1, \quad \vartheta_{\lambda, \varepsilon}(t) = 1 \ (t \geq 0), \quad \vartheta_{\lambda, \varepsilon}(t) = e^{\lambda t} \ (t \leq -\varepsilon).$$

Exact thresholding. If $x \in B$, then $u_j - x_j \geq 0$ and $x_j - \ell_j \geq 0$ for all j , hence every factor equals 1 and $S_B(x) = 1$. If $x \notin B$, then for some j either $u_j - x_j < 0$ or $x_j - \ell_j < 0$; by monotonicity $\vartheta_{\lambda, \varepsilon}(\cdot) < 1$ on $(-\infty, 0)$, so at least one factor is < 1 , hence $S_B(x) < 1$. Therefore $\{x : S_B(x) \geq 1\} = B$.

$L^1(P)$ closeness. Since $S_B = \mathbf{1}_B = 1$ on B and $0 \leq S_B \leq 1$ everywhere,

$$\mathbb{E}[|S_B(X) - \mathbf{1}_B(X)|] = \mathbb{E}[S_B(X) \mathbf{1}_{B^c}(X)].$$

For $x \in \mathbb{R}^d$, define the coordinate overhangs

$$\delta_j(x) := (\ell_j - x_j)_+ + (x_j - u_j)_+ \quad (\geq 0), \quad Z(x) := \sum_{j=1}^d \delta_j(x) = d_1(x, B).$$

If $x \notin B$, then for each j we have $\vartheta_{\lambda,\varepsilon}(u_j - x_j)\vartheta_{\lambda,\varepsilon}(x_j - \ell_j) = \vartheta_{\lambda,\varepsilon}(-\delta_j(x))$, hence by monotonicity

$$S_B(x) \leq \prod_{j=1}^d \vartheta_{\lambda,\varepsilon}(-\delta_j(x)).$$

Using the exponential form of $\vartheta_{\lambda,\varepsilon}$, for every $\delta \geq 0$,

$$\vartheta_{\lambda,\varepsilon}(-\delta) \leq e^{-\lambda(\delta-\varepsilon)_+},$$

because if $\delta \geq \varepsilon$ then $-\delta \leq -\varepsilon$ and $\vartheta_{\lambda,\varepsilon}(-\delta) = e^{-\lambda\delta} \leq e^{-\lambda(\delta-\varepsilon)}$, while if $\delta \leq \varepsilon$ then $\vartheta_{\lambda,\varepsilon}(-\delta) \leq 1 = e^{-\lambda(\delta-\varepsilon)_+}$. Therefore for $x \notin B$,

$$S_B(x) \leq \exp\left(-\lambda \sum_{j=1}^d (\delta_j(x) - \varepsilon)_+\right).$$

Since $\sum_{j=1}^d (\delta_j - \varepsilon)_+ \geq (\sum_j \delta_j - d\varepsilon)_+ = (Z - d\varepsilon)_+$,

$$S_B(x) \leq \exp(-\lambda(Z(x) - d\varepsilon)_+) \leq \mathbf{1}\{0 < Z(x) \leq d\varepsilon\} + e^{\lambda d\varepsilon} e^{-\lambda Z(x)} \mathbf{1}\{Z(x) > 0\}.$$

Multiplying by $\mathbf{1}_{B^c}(x)$ (equivalently $\mathbf{1}\{Z(x) > 0\}$) and taking expectations gives

$$\mathbb{E}[S_B(X)\mathbf{1}_{B^c}(X)] \leq \mathbb{P}\{0 < Z(X) \leq d\varepsilon\} + e^{\lambda d\varepsilon} \mathbb{E}[e^{-\lambda Z(X)}\mathbf{1}_{B^c}(X)]. \quad (32)$$

Next we relate Z to Euclidean distance to the boundary.

Let $D(x) := \text{dist}(x, \partial B)$. On B^c , the closest point in B lies on ∂B , hence $\text{dist}(x, B) = D(x)$; moreover $Z(x) = d_1(x, B) \geq \text{dist}(x, B) = D(x)$. Thus, on B^c , $\{0 < Z \leq t\} \subseteq \{D \leq t\}$ and $e^{-\lambda Z} \leq e^{-\lambda D}$, so

$$\mathbb{P}\{0 < Z(X) \leq t\} \leq \mathbb{P}\{D(X) \leq t\}, \quad \mathbb{E}[e^{-\lambda Z(X)}\mathbf{1}_{B^c}(X)] \leq \mathbb{E}[e^{-\lambda D(X)}\mathbf{1}_{B^c}(X)].$$

Let $t_0 > 0$ be such that the tube-mass condition holds for all $t \in (0, t_0]$: $\mathbb{P}\{D(X) \leq t\} \leq Ct^\beta$. Applying this with $t = d\varepsilon$ yields

$$\mathbb{P}\{0 < Z(X) \leq d\varepsilon\} \leq \mathbb{P}\{D(X) \leq d\varepsilon\} \leq C(d\varepsilon)^\beta = C(dc_0)^\beta \lambda^{-\beta}.$$

For the Laplace term, use the layer-cake/integration-by-parts bound for the nonnegative random variable $D\mathbf{1}_{B^c}$:

$$\mathbb{E}[e^{-\lambda D(X)}\mathbf{1}_{B^c}(X)] = \int_0^\infty e^{-\lambda t} d\mathbb{P}\{0 < D(X) \leq t\} \leq \lambda \int_0^{t_0} e^{-\lambda t} \mathbb{P}\{D(X) \leq t\} dt + e^{-\lambda t_0}.$$

Using $\mathbb{P}\{D(X) \leq t\} \leq Ct^\beta$ for $t \leq t_0$ gives

$$\mathbb{E}[e^{-\lambda D(X)}\mathbf{1}_{B^c}(X)] \leq C\lambda \int_0^\infty e^{-\lambda t} t^\beta dt + e^{-\lambda t_0} = C\Gamma(\beta+1)\lambda^{-\beta} + e^{-\lambda t_0}.$$

Since $\lambda \geq 1$, the exponential tail satisfies $e^{-\lambda t_0} \leq C_{\beta,t_0} \lambda^{-\beta}$, hence

$$\mathbb{E}[e^{-\lambda D(X)}\mathbf{1}_{B^c}(X)] \leq C'_{\beta,t_0} \lambda^{-\beta}.$$

Plugging these estimates into (32) and using $e^{\lambda d\varepsilon} = e^{dc_0}$ yields

$$\mathbb{E}[|S_B(X) - \mathbf{1}_B(X)|] = \mathbb{E}[S_B(X)\mathbf{1}_{B^c}(X)] \leq \left(C(dc_0)^\beta + e^{dc_0} C'_{\beta,t_0}\right) \lambda^{-\beta},$$

which is the claimed $O(\lambda^{-\beta})$ bound with C_{d,β,c_0} absorbing constants. ■

E.1 Proof of upper bound on the \mathcal{RTV}

Now, we show the proof of the upper bound on the Radon total-variation as stated in Theorem 9 for a single box from Section 6.

First, we establish some auxiliary lemmas about the 1D barrier function $\vartheta_{\lambda,\varepsilon}$, and its use in constructing box indicators with controlled derivatives.

Lemma 16 (1D product with sharp L^1 bounds) *Assume $\varepsilon = c_0/\lambda$ with fixed $c_0 > 0$. Let $U(t) = \vartheta_{\lambda,\varepsilon}(u - t)$, $L(t) = \vartheta_{\lambda,\varepsilon}(t - \ell)$ with $u > \ell$. For $q \geq 0$ set $F_q := \partial_t^q(UL)$. Then*

$$\|F_0\|_{L^1(\mathbb{R})} \leq (u - \ell) + C \frac{1}{\lambda}, \quad \|F_q\|_{L^1(\mathbb{R})} \leq C_q \lambda^{q-1} \quad (q \geq 1).$$

Proof Let $\vartheta = \vartheta_{\lambda,\varepsilon}$. Recall $\vartheta(t) = 1$ for $t \geq 0$ and $\vartheta^{(m)}(t) = 0$ for all $m \geq 1$ and all $t \geq 0$ (exact plateau).

On $[\ell, u]$ we have $t - \ell \geq 0$ and $u - t \geq 0$, hence $L(t) = U(t) = 1$ and $UL = 1$. On the transition layers $[\ell - \varepsilon, \ell] \cup [u, u + \varepsilon]$ we have $0 \leq UL \leq 1$, so their contribution is at most 2ε . On the left tail $(-\infty, \ell - \varepsilon]$ we have $L(t) = e^{\lambda(t-\ell)}$ and $U(t) = 1$ (since $t \leq \ell < u$), so $\int_{-\infty}^{\ell-\varepsilon} UL dt \leq \int_{-\infty}^{\ell-\varepsilon} e^{\lambda(t-\ell)} dt = \lambda^{-1} e^{-\lambda\varepsilon} \leq \lambda^{-1}$. Similarly the right tail contributes at most λ^{-1} . Thus

$$\|F_0\|_{L^1(\mathbb{R})} = \int_{\mathbb{R}} UL \leq (u - \ell) + 2\varepsilon + \frac{2}{\lambda}.$$

By Leibniz,

$$\partial_t^q(UL) = \sum_{a=0}^q \binom{q}{a} U^{(a)} L^{(q-a)}.$$

Crucially, for any $a \geq 1$ we have

$$U^{(a)}(t) = (-1)^a \vartheta^{(a)}(u - t) = 0 \quad \text{whenever } u - t \geq 0 \iff t \leq u,$$

so $\text{supp}(U^{(a)}) \subset (u, \infty)$. Likewise for any $b \geq 1$,

$$L^{(b)}(t) = \vartheta^{(b)}(t - \ell) = 0 \quad \text{whenever } t - \ell \geq 0 \iff t \geq \ell,$$

so $\text{supp}(L^{(b)}) \subset (-\infty, \ell)$. Since $\ell < u$, these supports are disjoint, hence for $1 \leq a \leq q - 1$ we have $U^{(a)}(t) L^{(q-a)}(t) \equiv 0$ for all t . Therefore only the endpoint terms remain:

$$\partial_t^q(UL) = U^{(q)}L + UL^{(q)}.$$

Using $0 \leq U, L \leq 1$ we get

$$\|F_q\|_{L^1} \leq \|U^{(q)}\|_{L^1} + \|L^{(q)}\|_{L^1} = 2\|\vartheta^{(q)}\|_{L^1(\mathbb{R})}.$$

Now apply Lemma 15 to $\vartheta^{(q)}$. If $\varepsilon = c_0/\lambda$, this gives $\|\vartheta^{(q)}\|_{L^1} \leq C_q \lambda^{q-1}$, hence $\|F_q\|_{L^1} \leq C'_q \lambda^{q-1}$. \blacksquare

Lemma 17 (Per-box L^p bounds) Assume $\varepsilon = c_0/\lambda$ with fixed $c_0 > 0$. Let $B = \prod_{j=1}^d [\ell_j, u_j]$ and $S_B(x) = \prod_{j=1}^d G_j(x_j)$ with $G_j(t) = \vartheta_{\lambda,\varepsilon}(u_j - t) \vartheta_{\lambda,\varepsilon}(t - \ell_j)$. Fix $1 \leq p \leq \infty$ and a multiindex α with $|\alpha| = s \geq 1$, and set $q_j = \alpha_j$, $J = \{j : q_j \geq 1\}$ and $r = |J|$. Then

$$\|\partial^\alpha S_B\|_{L^p(\mathbb{R}^d)} \leq C_{d,s,p} \lambda^{s-\frac{r}{p}} \prod_{k \notin J} \left((u_k - \ell_k) + \frac{C}{\lambda} \right)^{\frac{1}{p}}.$$

Proof By separability (ignoring harmless signs), $\partial^\alpha S_B(x) = \prod_{j=1}^d \partial^{q_j} G_j(x_j)$. If $1 \leq p < \infty$, Tonelli gives

$$\|\partial^\alpha S_B\|_{L^p}^p = \prod_{j=1}^d \|\partial^{q_j} G_j\|_{L^p(\mathbb{R})}^p,$$

while for $p = \infty$ we have $\|\partial^\alpha S_B\|_\infty = \prod_{j=1}^d \|\partial^{q_j} G_j\|_\infty$.

For $q_j \geq 1$, Lemma 15 gives $\|\partial^{q_j} G_j\|_\infty \lesssim \lambda^{q_j}$ and Lemma 16 gives $\|\partial^{q_j} G_j\|_1 \lesssim \lambda^{q_j-1}$, hence by interpolation $\|\partial^{q_j} G_j\|_p \lesssim \lambda^{q_j - \frac{1}{p}}$. For $q_j = 0$, $\|G_j\|_\infty \leq 1$ and Lemma 16 yields $\|G_j\|_1 \leq (u_j - \ell_j) + C/\lambda$, so $\|G_j\|_p \leq \|G_j\|_1^{1/p} \leq ((u_j - \ell_j) + C/\lambda)^{1/p}$. Multiplying over j gives the claim. \blacksquare

Lemma 18 (Single-box aggregator bound) Fix $\lambda \geq 1$ and $\varepsilon = c_0/\lambda$ with $c_0 > 0$. Let $B = \prod_{j=1}^d [\ell_j, u_j]$ and

$$S_B(x) := \prod_{j=1}^d G_j(x_j), \quad G_j(x_j) := \vartheta_{\lambda,\varepsilon}(u_j - x_j) \vartheta_{\lambda,\varepsilon}(x_j - \ell_j).$$

Then

$$\sum_{|\alpha|=d+1} \|\partial^\alpha S_B\|_{L^1(\mathbb{R}^d)} \leq C_d \sum_{r=1}^d \lambda^{d+1-r} \mathcal{H}^{d-r}(\Sigma_{d-r}(B)),$$

where C_d depends only on d and H .

Proof Write $\alpha = (\alpha_1, \dots, \alpha_d)$ with $|\alpha| = d+1$, and let $J := \{j : \alpha_j \geq 1\}$ (the active axes), $r := |J| \in \{1, \dots, d\}$. By separability and Tonelli,

$$\partial^\alpha S_B(x) = \prod_{j=1}^d \partial^{\alpha_j} G_j(x_j), \quad \|\partial^\alpha S_B\|_{L^1} = \prod_{j=1}^d \|\partial^{\alpha_j} G_j\|_{L^1(\mathbb{R})}.$$

From Lemma 15 and Lemma 16 (with $\varepsilon = c_0/\lambda$),

$$\|\partial_{x_j}^q G_j\|_{L^1(\mathbb{R})} \leq \begin{cases} C \lambda^{q-1}, & q \geq 1, \\ (u_j - \ell_j) + C/\lambda, & q = 0. \end{cases}$$

Thus, for the multiindex α with active set J ,

$$\|\partial^\alpha S_B\|_{L^1} \leq C^r \lambda^{\sum_{j \in J} (\alpha_j - 1)} \prod_{k \notin J} \left((u_k - \ell_k) + \frac{C}{\lambda} \right) = C^r \lambda^{d+1-r} \prod_{k \notin J} \left((u_k - \ell_k) + \frac{C}{\lambda} \right), \quad (33)$$

since $\sum_{j \in J} \alpha_j = d + 1$.

Let $a_k := u_k - \ell_k$ and $\beta := C/\lambda$. For fixed J ,

$$\prod_{k \notin J} (a_k + \beta) = \sum_{L \subseteq J^c} \beta^{|L|} \prod_{k \notin J \cup L} a_k.$$

Insert this into (33):

$$\|\partial^\alpha S_B\|_{L^1} \leq C^r \sum_{L \subseteq J^c} \lambda^{d+1-r} \beta^{|L|} \prod_{k \notin J \cup L} a_k = C^r \sum_{L \subseteq J^c} \lambda^{d+1-(r+|L|)} \prod_{k \notin J \cup L} a_k.$$

Define $r' := r + |L| \in \{r, \dots, d\}$. Grouping by r' ,

$$\|\partial^\alpha S_B\|_{L^1} \leq \sum_{r'=r}^d C_d \lambda^{d+1-r'} \sum_{\substack{L \subseteq J^c \\ |L|=r'-r}} \prod_{k \notin J \cup L} a_k. \quad (34)$$

For a fixed J with $|J| = r$, the number of compositions of $d+1$ into r strictly positive parts $(\alpha_j)_{j \in J}$ is $\binom{d}{r-1}$; absorbing this (and the C^r) into C_d , the sum over all α with $\text{supp}(\alpha) = J$ yields

$$\sum_{\substack{\alpha: |\alpha|=d+1 \\ \text{supp}(\alpha)=J}} \|\partial^\alpha S_B\|_{L^1} \leq \sum_{r'=r}^d C_d \lambda^{d+1-r'} \sum_{\substack{L \subseteq J^c \\ |L|=r'-r}} \prod_{k \notin J \cup L} a_k.$$

Now sum over all $J \subseteq \{1, \dots, d\}$ with $|J| = r$, and then over $r = 1, \dots, d$. For a fixed r' , the inner product $\prod_{k \notin J \cup L} a_k$ depends only on the union $J' := J \cup L$ with $|J'| = r'$; each such J' arises from finitely many pairs (J, L) , which is absorbed into C_d . Hence

$$\sum_{\substack{J \subseteq [d] \\ |J|=r}} \sum_{\substack{L \subseteq J^c \\ |L|=r'-r}} \prod_{k \notin J \cup L} a_k \leq C_d \sum_{\substack{J' \subseteq [d] \\ |J'|=r'}} \prod_{k \notin J'} a_k.$$

Recall that the $(d - r')$ -skeleton measure of an axis-aligned box satisfies

$$\mathcal{H}^{d-r'}(\Sigma_{d-r'}(B)) = \sum_{\substack{J' \subseteq [d] \\ |J'|=r'}} 2^{r'} \prod_{k \notin J'} a_k,$$

because choosing J' fixes which r' coordinates are clamped to a face (each with two choices, ℓ or u), and the remaining coordinates span intervals of lengths a_k ; overlaps of distinct faces have strictly lower dimension and therefore zero $\mathcal{H}^{d-r'}$ -measure. Therefore,

$$\sum_{\substack{J' \subseteq [d] \\ |J'|=r'}} \prod_{k \notin J'} a_k = 2^{-r'} \mathcal{H}^{d-r'}(\Sigma_{d-r'}(B)) \leq C_d \mathcal{H}^{d-r'}(\Sigma_{d-r'}(B)),$$

absorbing $2^{-r'}$ into C_d .

Combining and summing $r' = 1, \dots, d$,

$$\sum_{|\alpha|=d+1} \|\partial^\alpha S_B\|_{L^1} \leq \sum_{r'=1}^d C_d \lambda^{d+1-r'} \mathcal{H}^{d-r'}(\Sigma_{d-r'}(B)),$$

as claimed. ■

Lemma 19 *If $f \in C^{d+1}(\mathbb{R}^d)$ and $\partial^\alpha f \in L^1(\mathbb{R}^d)$ for all $|\alpha| = d+1$, then*

$$\|f\|_{\mathcal{R}} := \int_{S^{d-1}} \int_{\mathbb{R}} |\partial_t^{d+1}(\mathcal{R}f)(\beta, t)| dt d\beta \leq C_d \sum_{|\alpha|=d+1} \|\partial^\alpha f\|_{L^1(\mathbb{R}^d)}.$$

Proof Fix $\beta \in S^{d-1}$ and write the Radon transform in coordinates

$$(\mathcal{R}f)(\beta, t) = \int_{\beta^\perp} f(y + t\beta) d\mathcal{H}^{d-1}(y).$$

Since $f \in C^{d+1}$, for each y the map $t \mapsto f(y + t\beta)$ is C^{d+1} with $\partial_t^{d+1} f(y + t\beta) = (\beta \cdot \nabla)^{d+1} f(y + t\beta)$. Moreover $(\beta \cdot \nabla)^{d+1} f$ is a finite linear combination of $\partial^\alpha f$, $|\alpha| = d+1$, hence lies in $L^1(\mathbb{R}^d)$ by assumption. It follows (e.g. by standard differentiation-under-the-integral criteria, or by mollification) that for a.e. t ,

$$\partial_t^{d+1}(\mathcal{R}f)(\beta, t) = \int_{\beta^\perp} (\beta \cdot \nabla)^{d+1} f(y + t\beta) d\mathcal{H}^{d-1}(y).$$

Therefore, by triangle inequality and the change of variables $x = y + t\beta$,

$$\int_{\mathbb{R}} |\partial_t^{d+1}(\mathcal{R}f)(\beta, t)| dt \leq \int_{\mathbb{R}} \int_{\beta^\perp} |(\beta \cdot \nabla)^{d+1} f(y + t\beta)| dy dt = \int_{\mathbb{R}^d} |(\beta \cdot \nabla)^{d+1} f(x)| dx.$$

Next expand the directional derivative:

$$(\beta \cdot \nabla)^{d+1} = \left(\sum_{j=1}^d \beta_j \partial_j \right)^{d+1} = \sum_{|\alpha|=d+1} \binom{d+1}{\alpha} \beta^\alpha \partial^\alpha,$$

so using $|\beta^\alpha| \leq 1$,

$$\int_{\mathbb{R}^d} |(\beta \cdot \nabla)^{d+1} f| \leq \sum_{|\alpha|=d+1} \binom{d+1}{\alpha} \|\partial^\alpha f\|_{L^1(\mathbb{R}^d)} \leq C_d \sum_{|\alpha|=d+1} \|\partial^\alpha f\|_1,$$

where $C_d := \max_{|\alpha|=d+1} \binom{d+1}{\alpha} \leq (d+1)!$ (or any comparable bound). Finally integrate over $\beta \in S^{d-1}$ and absorb $|S^{d-1}|$ into C_d . ■

Theorem 20 (Bounded \mathcal{RTV} score for a single box) *With S_B as in Lemma 18 and $\varepsilon = c_0/\lambda$,*

$$\|S_B\|_{\mathcal{RTV}} \leq C_d \sum_{r=1}^d \lambda^{d+1-r} \mathcal{H}^{d-r}(\Sigma_{d-r}(B)).$$

Proof Apply Lemma 19 to $f = S_B$ and Lemma 18. ■