

# NeoAMT: Neologism-Aware Agentic Machine Translation with Reinforcement Learning

Zhongtao Miao<sup>1</sup>, Kaiyan Zhao<sup>1</sup>, Masaaki Nagata<sup>2</sup>, Yoshimasa Tsuruoka<sup>1</sup>

<sup>1</sup>The University of Tokyo

<sup>2</sup>NTT Communication Science Laboratories, NTT Inc.

{miao, kaiyan1006, tsuruoka}@logos.t.u-tokyo.ac.jp

masaaki.nagata@ntt.com

## Abstract

Neologism-aware machine translation<sup>1</sup> aims to translate source sentences containing neologisms into target languages. This field remains underexplored compared with general machine translation (MT). In this paper, we propose an agentic framework, NeoAMT, for neologism-aware machine translation using a Wiktionary search tool. Specifically, we first create a new dataset for neologism-aware machine translation and develop a search tool based on Wiktionary. The new dataset covers 16 languages and 75 translation directions and is derived from approximately 10 million records of an English Wiktionary dump. The retrieval corpus of the search tool is also constructed from around 3 million cleaned records of the Wiktionary dump. We then use it for training the translation agent with reinforcement learning (RL) and evaluating the accuracy of neologism-aware machine translation. Based on this, we also propose an RL training framework that contains a novel reward design and an adaptive rollout generation approach by leveraging “translation difficulty” to further improve the translation quality of translation agents using our search tool<sup>2</sup>.


## 1 Introduction

Recently, reasoning-based language models (OpenAI, 2024; Guo et al., 2025; Yang et al., 2025a; Team et al., 2025) have gained a lot of attention because of the power of test-time scaling (Snell et al., 2025; Muennighoff et al., 2025). Various attempts have been made to explore how to use large language models (LLMs) and reasoning with

<sup>1</sup>“Neologism-aware machine translation” is used here to denote translating source sentences containing neologisms, not translating neologisms individually at the word level. Regarding the use of the term “neologism”, we follow the Wiktionary definition: <https://en.wiktionary.org/wiki/Wiktionary:Neologisms>.

<sup>2</sup>The code, dataset and search tool will be publicly available soon.



Figure 1: A Chinese-English neologism-aware machine translation example from our Neko dataset. The text in blue highlights a neologism or its translation. The source Chinese text contains a neologism “给她爱” which means “GTA”, an action-adventure video game series. The circle  denotes that the thinking and searching processes can be repeated. The detailed thinking and searching process of our model can be found in Table 18, Appendix C.

reinforcement learning (RL) on machine translation (MT) (Feng et al., 2025; Li et al., 2025b; Yang et al., 2025b; Wang et al., 2025a,b). These studies mainly focus on the reward design to improve the MT performance of LLMs by leveraging their reasoning ability elicited by prompts and the parametric knowledge. For example, MT-R1-Zero (Feng et al., 2025) introduces a mixed reward mechanism. DeepTrans (Wang et al., 2025b) utilizes DeepSeek-V3 (Liu et al., 2024) to carefully design format rewards, thought rewards and translation rewards to improve the performance.

However, language is always evolving (Nowak and Krakauer, 1999) and people coin new words while the internal parametric knowledge in large language models is frozen. Thus, they cannot translate relatively new words well only using reasoning ability and parametric knowledge, as shown in Figure 1.

To solve the above problem, we explore how to improve the performance of LLMs on

neologism-aware machine translation using various approaches, such as supervised fine-tuning (SFT), RL with reasoning or teaching LLMs to search dictionaries in an agentic way.

Our contributions can be summarized as follows:

- To the best of our knowledge, our research represents the first effort in exploring the effectiveness of neologism-aware machine translation agents by leveraging interleaved reasoning and searching process with a dictionary.
- We propose a novel RL training framework, NeoAMT, based on GRPO which consists of a novel reward design and an adaptive sampling approach based on translation difficulty.
- To train and evaluate our translation agent, we build a new dataset for neologism-aware machine translation and develop a search toolkit from an English Wiktionary dump.

## 2 Overcoming Data Scarcity for Neologism-Aware Machine Translation

### 2.1 Construction of Neko Dataset

The first challenging issue in neologism-aware machine translation is that there is no solid testbed which contains high-quality translation pairs and neologism definitions. Although the previous study Neo-bench (Zheng et al., 2024) has a neologism-aware machine translation subset, it is relatively small (240 in total) and contains only one language pair and not publicly available as shown in Table 1.

Wiktionary is a free and multilingual project that hosts a large number of word entries containing annotated tags including “neologism”, word definitions and optional example sentences and their translations. Therefore, we select the English Wiktionary as our data source to build our new dataset, Neko, which is short for Neologism Example Sentences from WiKtiOnary. Note that the English Wiktionary is a multilingual dictionary whose gloss is written in English. Sixteen languages spanning across WMT20-23 are chosen as our research languages. The sixteen languages are English (en), Icelandic (is), Russian (ru), Khmer (km), Hausa (ha), German (de), Japanese (ja), Chinese (zh), Czech (cs), Ukrainian (uk), Tamil (ta), Polish (pl), French (fr), Hebrew (he), Croatian (hr) and Pashto (ps).

We clean around 10M records from a recent en-wiktionary dump<sup>3</sup> and obtained 3,312,877 records

Dataset	# Langs	# Examples (train/val/test)
Neo-bench	2	240 ( - / - / 240 )
Neko (ours)	16	11,521 ( 10,425 / 83 / 1,013 )

Table 1: Comparison of neologism-aware machine translation datasets. The number of translation pairs in training, validation and testing splits of Neko are listed in Table 24 and 23. The test split of the Neko dataset has 743 examples for other-language-to-English directions in total and 270 examples for each English-to-other-language direction.

in 16 languages in which 3,606 word entries are neologisms. We then classify the cleaned records into three types:

- **Type 1** represents the word entries that are neologisms and have example sentences and corresponding translations.
- **Type 2** denotes the word entries that are neologisms and have example sentences without translations.
- **Type 3** are the other word entries except **Type 1** and **Type 2**. Note that this type of data may contain neologisms without example sentences and corresponding translations, besides regular word entries.

The entire cleaning and processing pipeline is illustrated in Figure 2. After data cleaning and classification, we obtained 831 **Type 1**, 2,581 **Type 2** and 3,309,465 **Type 3** word entries, respectively.

**Validation and test data.** We extract the example sentences and their translations from **Type 1** word entries. After that, we split them into the validation and test sets because these translation pairs have been carefully examined by Wiktionary editors and thus they are of high-quality and human-verified. This original test split only contains other-language-to-English translation directions since we use English Wiktionary. Other language versions of Wiktionary were also examined (e.g., the Japanese and Chinese Wiktionary dumps); however, only a very limited number of English-to-other-language translation pairs containing neologisms were found. Therefore, we selected 270 word entries from **Type 2** word entries containing neologism definitions and example sentences and used them for reference-free evaluation. The proportions of language pairs

org/dictionary/rawdata.html (JSONL) dated 2025-08-23.

<sup>3</sup>Specifically, we use the raw data from <https://kaikki.org/dictionary/rawdata.html>.

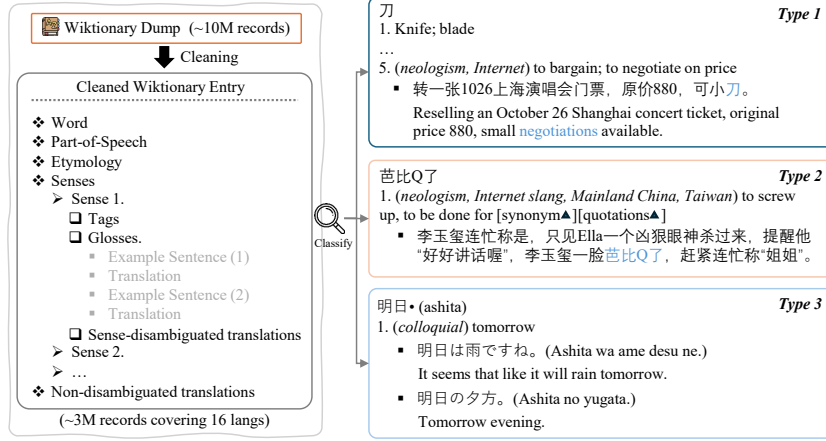


Figure 2: The construction process of our Neko benchmark. We clean about 10M records from a Wiktionary dump. In each cleaned word entry, we have word, part-of-speech, etymology, senses and non-disambiguated translations. In word senses, we have tags, such as “neologism”, “Internet”, glosses and so on. Glosses contain definitions of words. Example sentences and translations are available for some words. We obtain three types of Wiktionary word entries from the cleaned records. Blue words are neologisms or their translations.

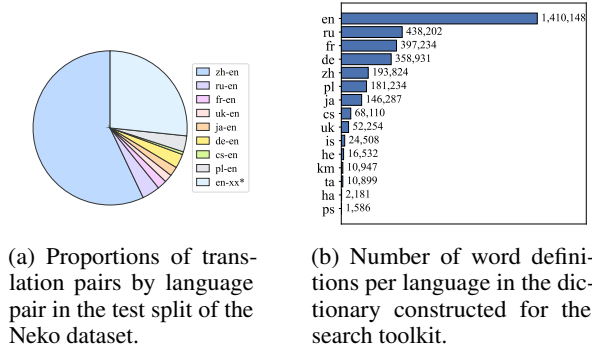


Figure 3: Statistics of the test split of Neko dataset and the constructed dictionary in the search toolkit.

in the test split can be found in Figure 3a. En-xx\* in the figure indicates that this translation direction is evaluated in a reference-free way provided with the neologism definition.

**Training data.** For training data, we extract 700 example sentences with neologism definitions from *Type 2* data except those used in the reference-free evaluation and use gpt-5-2025-08-07 and neologism definitions to translate the source example sentences into the other 15 languages. The prompt used for translation can be found in Appendix D. In addition, we also obtain the aligned spans  $\mathcal{S}$  in the target sentences for the neologisms in the source sentences. The details of the alignment process can be found in Appendix D. The final step is to convert the translation pairs into the correct formats for training and evaluation.

## 2.2 Search Toolkit

**Dictionary.** Unlike QA and mathematical tasks, a MT-specific dictionary is required for translation agents. Specifically, we collect word definitions from our cleaned 3,312,877 word entries. Each word definition includes “part-of-speech”, “etymology”, “senses”, and optional “word translations” in other languages. These word definitions are compiled into a dictionary for retrieval by translation agents.

The distribution of number of word definitions in the constructed dictionary is shown in Figure 3b.

**Retrieval Engine.** Multilingual embedding models (Sturua et al., 2024; Zhao et al., 2024; Chen et al., 2024; Miao et al., 2024; Zhang et al., 2025) have demonstrated superior performance across a variety of retrieval tasks. We utilize the widely used multilingual embedding model bge-m3<sup>4</sup> (Chen et al., 2024) to obtain dense representations of items in the constructed dictionary. We use cosine similarity to measure the relevance of two items. We use the faiss library<sup>5</sup> (Johnson et al., 2019; Douze et al., 2024) to retrieve relevant items given a query.

## 3 RL Algorithm

The proposed approach mainly consists of reward design and translation difficulty-based adaptive sampling for GRPO.

<sup>4</sup><https://huggingface.co/BAAI/bge-m3>

<sup>5</sup><https://github.com/facebookresearch/faiss>

We begin by introducing the notation used throughout this section. Let  $x$  denote the source text, and let  $\hat{y}$  be the model translation. We use  $y^{\text{ref}}$  to represent the reference translation.

**Prompt Template.** To train our models, we provide a prompt template to encourage the initial LLM to perform predefined steps to translate the source text. The minimal output structure contains four main steps: a reasoning process, a searching process, another reasoning process and a final translation generation process. The reasoning process and the searching process can be repeated by LLMs. The predefined steps are not compulsory. The prompt template can be found in Table 2.

---

You are a professional {src\_lang} to {tgt\_lang} translator. Please translate the following text from {src\_lang} to {tgt\_lang} . You must conduct reasoning inside <think> and </think> first. After reasoning, you can use the search tool by enclosing your query within <search> and </search>. The query could be unfamiliar terms, relevant keywords, or example sentences. The search tool will then return the top results between <information> and </information>. You can use the returned information to improve your translation. You can reason and search as many times as you want. In the end, you should directly provide the final translation inside <translation> and </translation> with a new line, without detailed illustrations.

...

{src\_lang} text: {src\_text}

---

Table 2: Training template of NeoAMT. The full prompt can be found in Table 9 in Appendix A.2.

### 3.1 Reward Design

**Outcome reward.** Three types of rewards are incorporated in the outcome reward: the neologism-specific reward, the neural model reward and the format reward.

We propose neologism-specific reward to encourage the model to translate neologisms accurately. This reward is adapted from the terminology success rate of WMT Terminology Translation Track (Semenov et al., 2023). We lemmatize the generated translation  $\hat{y}$  into  $\hat{y}_l$  and corresponding spans of neologisms in the target language. The reward is computed by finding if the lemmatized spans exist in the lemmatized  $\hat{y}_l$ . The detailed computation procedure of neologism-specific reward  $R_{\text{neo}}$  is presented in Algorithm 1.

The neural model reward is utilized to ensure the semantic matching between  $x$  and  $\hat{y}$ . The neural model reward  $R_{\text{neural}}$  is a combination of scores from XCOMET-XL (Guerreiro et al., 2024) and CometKiwi-DA-XL (Rei et al., 2023), which is obtained as follows:

$$R_{\text{neural}} = \delta \cdot s_{\text{XCOMET}} + (1 - \delta) \cdot s_{\text{CometKiwi-DA}}, \quad (1)$$

where  $s_{\text{XCOMET}}$  is the score of XCOMET-XL( $x, y^{\text{ref}}, \hat{y}$ ) and  $s_{\text{CometKiwi-DA}}$  represents the score of CometKiwi-DA-XL( $x, \hat{y}$ ). The value of  $\delta$  is set to 0.5. We also incorporate a translation format reward  $R_{\text{format}}$  to encourage the model to generate translations using the correct format. The total reward is set to zero if the model fails to generate the final translation within the <translation> and </translation> tags.

The final reward can be denoted as follows if we use outcome-based reward for training:

$$R = \mathbb{1}_{\{\text{format}\}} \cdot (\lambda R_{\text{neo}} + (1 - \lambda) R_{\text{neural}}). \quad (2)$$

**Process reward.** A process reward is also explored to check its effectiveness. This reward provides a score  $R_q$  about the search queries based on whether the queries that the model generates during reasoning are related to the neologism.

The final reward can be denoted as follows if we incorporate the process reward:

$$R = \mathbb{1}_{\{\text{format}\}} \cdot (\lambda R_{\text{neo}} + \sigma R_q + (1 - \lambda - \sigma) R_{\text{neural}}). \quad (3)$$

### 3.2 Adaptive Sampling based on Translation Difficulty

The source text in the Neko dataset exhibits varying levels of difficulty. LLMs translate easy source text into the translations that are even better than human translations in some cases. Hard source text needs LLMs to reason intensively and try more different trajectories before translating and is relatively slow to learn for LLMs. To effectively capture the distinction, we define a metric “translation difficulty” based on relative quality estimation scores (RQE) to measure how hard it is to translate source text. The definition of “translation difficulty” is as follows:

**Definition 1 (Translation Difficulty)**

$$v = \Phi(x, y^{\text{ref}}) - \Phi(x, \hat{y}), \quad (4)$$

where  $\Phi$  denotes the quality estimation model and  $\Phi(x, y) \in [0, 1]$ . The quality estimation model  $\Phi$  that we use is CometKiwi-DA-XL. The reason why we use this value rather than  $1 - \text{XCOMET-XL}(x, y^{\text{ref}}, \hat{y})$  is that LLMs can generate better translations than humans in some cases where  $1 - \text{XCOMET-XL}(x, y^{\text{ref}}, \hat{y})$  cannot reflect this scenario accurately.

Through translation difficulty, we encourage our model to generate more rollouts to increase the



opportunity of obtaining better translations if the source text is challenging. On the other hand, we relatively reduce the number of rollouts to save the budget if translation is easy.

Given the total budget of a batch  $\mathcal{N} = |\mathcal{B}| * G$  where  $\mathcal{B}$  is the input batch and  $G$  is the group size in GRPO, we sample more trajectories for the training examples whose  $v > 0$  during the rollout generation stage. We sample fewer trajectories when  $v < 0$ . The number of trajectories for one training example is  $g = G \exp(r)$ . The computation of  $r$  can be denoted as follows:

$$r = \begin{cases} \alpha v + \psi, & v \geq 0 \\ \gamma v + \psi, & v < 0. \end{cases} \quad (5)$$

We clamp  $g$  between a minimum value  $g_{\min}$  and a maximum value  $G$  to prevent extreme values.

At last, if the total number of current rollouts  $\sum_{j=1}^{j=|\mathcal{B}|} g_j < \mathcal{N}$ , we assign the remaining budget  $\mathcal{N} - \sum_{j=1}^{j=|\mathcal{B}|} g_j$  to samples where  $v_j > 0$  according to the ratio:  $v_j / \sum_{j=1}^{j=|\mathcal{B}|} v_j$  where  $v_j > 0$ .

**Policy Optimization.** Our policy optimization approach is based on GRPO. In our RQE-based policy optimization, for each source text  $x_i$ , we sample multiple outputs  $\{o_1, o_2, \dots, o_g\}$  according to the adaptive group size  $g$ . The  $g$  is obtained through our RQE-based adaptive sampling method. The policy model  $\pi_\theta$  is optimized by maximizing the following objective:

$$\begin{aligned} \mathcal{J}(\theta) = & \mathbb{E}_{x \sim \mathcal{D}, \{y_i\}_{i=1}^g \sim \pi_{\text{old}}(\cdot|x; \mathcal{E})} \\ & \left[ \frac{1}{g} \sum_{i=1}^g \frac{1}{\sum_{t=1}^{|\hat{y}_i|} I(\hat{y}_{i,t})} \sum_{t=1: I(\hat{y}_{i,t})=1}^{|\hat{y}_i|} \right. \\ & \min \left( \frac{\pi_\theta(\hat{y}_{i,t}|x, \hat{y}_{i,<t}; \mathcal{E})}{\pi_{\text{old}}(\hat{y}_{i,t}|x, \hat{y}_{i,<t}; \mathcal{E})} \hat{A}_{i,t}, \right. \\ & \left. \left. \text{clip} \left( \frac{\pi_\theta(\hat{y}_{i,t}|x, \hat{y}_{i,<t}; \mathcal{E})}{\pi_{\text{old}}(\hat{y}_{i,t}|x, \hat{y}_{i,<t}; \mathcal{E})}, 1 - \epsilon, 1 + \epsilon \right) \hat{A}_{i,t} \right) \right. \\ & \left. - \beta \mathbb{D}_{KL} [\pi_\theta || \pi_{\text{ref}}] \right], \end{aligned} \quad (6)$$

where  $\pi_\theta$  and  $\pi_{\text{ref}}$  are the current and reference policy models.  $\pi_{\text{old}}$  is the old policy model used to generate rollouts.  $\mathcal{E}$  represents the retrieval engine.  $\hat{A}_{i,t}$  is the advantage computed by using the relative rewards of outputs within the group

$\{o_1, o_2, \dots, o_g\}$ .  $\epsilon$  and  $\beta$  are hyperparameters.  $I(\hat{y}_{i,t})$  denotes the loss masking function. Following previous studies, like Search-R1 (Jin et al., 2025) and ARPO (Dong et al., 2025), we exclude the retrieved information in the policy optimization step by loss masking on the retrieved results. Therefore,  $I(\hat{y}_{i,t})$  is 1 when  $\hat{y}_{i,t}$  is a model-generated token and  $I(\hat{y}_{i,t})$  is 0 when  $\hat{y}_{i,t}$  is a retrieved token.

## 4 Experiments

We address the following main research questions through experiments.

**RQ1.** How to better address neologism-aware machine translation: using SFT, RL with reasoning, or teaching the model to search dictionaries in the reasoning process using RL?

**RQ2.** How should rewards be designed to improve the performance of the neologism-aware machine translation agent for training?

### 4.1 Setup

In this section, we illustrate our experimental settings, including datasets and evaluation.

As described in § 2.1, we split the example sentences and their translations from *Type 1* of the Neko dataset into validation and test sets. We utilize 700 example sentences from *Type 2* of the Neko dataset and their translations as our train set. The statistics about the train, val and test splits of Neko dataset are presented in Table 1, 23 and 24 in Appendix D. The performance of our model on the WMT24++ (Deutsch et al., 2025) is also reported in Appendix F.1. Baselines are introduced in Appendix B.1.

### 4.2 Evaluation

We evaluate the translation quality from two perspectives, neologism-specific quality and overall quality.

**Neologism-Specific Metrics.** For neologism-specific metrics, we use four metrics, exact translation success rate  $s_{\text{exact}}$ , fuzzy translation success rate  $s_{\text{fuzzy}}$ , lemma-exact translation success rate  $s_{\text{lem-exact}}$ , and lemma-fuzzy translation success rate  $s_{\text{lem-fuzzy}}$ . These scores use different string matching approaches, such as lemmatization, exact string matching and fuzzy string matching<sup>6</sup>.

<sup>6</sup>For lemmatization, we use stanza (1.10.1). For fuzzy string matching, we use fuzzywuzzy (0.18.0). These four metrics are adapted from the terminology success rate used

MODEL	NEOLOGISM-SPECIFIC				OVERALL QUALITY	
	EXACT	FUZZY	LEM-EXACT	LEM-FUZZY	GEMBA(GPT5)	LJ(GPT5)
<i>General Purpose LLMs</i>						
Llama-3.1-8B-Instruct	11.44	13.46	13.19	14.54	60.64	47.79
Aya-23-8B	12.92	15.88	15.48	17.36	63.77	50.26
Aya-expanse-8B	14.54	17.22	17.63	19.38	70.20	56.18
Qwen3-4B	13.19	16.02	17.23	18.57	65.24	51.94
Qwen3-8B	17.36	19.11	20.32	21.13	71.24	58.13
Qwen3-14B	18.30	20.05	21.53	22.34	76.91	63.56
Qwen3-32B	19.65	22.21	22.75	24.36	76.68	63.72
GPT-OSS-20B	18.84	22.07	21.67	23.42	73.96	62.62
<i>Translation-Specific LLMs</i>						
ALMA-R-7B	10.09	13.86	13.06	15.75	62.56	48.78
MT-R1-Zero-7B-Mix	16.29	18.30	18.84	19.11	67.22	53.80
X-ALMA	13.46	15.07	16.55	17.09	71.28	58.87
TowerInstruct-7B-v0.2	11.71	14.40	14.27	16.15	60.20	47.49
mExTrans-7B	13.46	18.71	16.42	19.78	70.37	57.42
Hunyuan-MT-7B	16.15	17.63	19.78	20.19	69.46	55.81
Qwen3-4B	13.19	16.02	17.23	18.57	65.24	51.94
SFT-4B	13.73	16.96	17.23	18.84	66.92	54.00
GRPO-4B	13.73	15.74	16.82	18.98	71.29	55.34
NeoAMT-4B	<u>17.63</u>	<u>19.11</u>	<u>20.05</u>	<u>21.53</u>	<u>72.93</u>	<u>58.16</u>
NeoAMT-4B + process reward	<b>19.25</b>	<b>23.55</b>	<b>23.55</b>	<b>27.19</b>	<b>74.06</b>	<b>64.43</b>
Qwen3-8B	17.36	19.11	20.32	21.13	71.24	58.13
SFT-8B	15.61	18.17	19.11	20.32	72.39	60.01
GRPO-8B	17.63	<u>21.13</u>	20.19	22.75	72.84	61.11
NeoAMT-8B	<b>22.34</b>	<b>26.24</b>	<b>25.84</b>	<b>28.67</b>	<b>78.28</b>	<b>66.40</b>
NeoAMT-8B + process reward	<u>18.57</u>	<u>21.13</u>	<u>23.82</u>	<u>26.78</u>	<b>79.50</b>	<b>67.58</b>

Table 3: Main results of various models on the test split of our Neko dataset for the other-language-to-English direction. GEMBA(GPT5) column provides the results of using the exact GEMBA-DA-Ref prompt (Kocmi and Federmann, 2023) with gpt-5-2025-08-07. “LJ(GPT5)” is neologism-aware “LLM-as-a-judge” evaluation since we provide *neologism definition* in the prompt to aid the backbone LLM to assess the translation quality following the GEMBA-style prompt.

The four metrics aim to check if the translations of neologisms can be found in the reference translations or not. These metrics can complement each other to ensure the stability and accuracy of the evaluation. The detailed computation procedures of neologism-specific metrics are presented in Appendix B.3.

**Overall Quality Metrics.** For overall quality, we mainly use LLM-as-a-judge evaluation. In this evaluation, we use the GEMBA-DA prompt (Kocmi and Federmann, 2023) with gpt-5-2025-08-07 to evaluate the translations. In addition to the GEMBA evaluation, we also provide additional neologism gloss information in the prompt to aid the backbone LLM to better judge the translation quality from both neologism and overall semantic-matching perspectives. The detail of the LLM-as-a-judge prompt can be found in Table 13, Appendix B.

### 4.3 Experimental Results

We present main results in Table 3. The results show that our training framework can improve the in terminology translation track of WMT (Semenov et al., 2023, 2025). Our metric implementation is based on this code snippet provided by WMT25 terminology translation track: [https://colab.research.google.com/drive/1b\\_M4tHnJxYT1JHZakj44YJJIVsOP38h?usp=sharing](https://colab.research.google.com/drive/1b_M4tHnJxYT1JHZakj44YJJIVsOP38h?usp=sharing).

model performance and demonstrate the effectiveness of the reward design.

**The improvement of neologism translation quality using SFT is limited.** For the neologism-specific scores, SFT result shows that the fine-tuned model cannot elicit the ability of translating neologisms even if they are finetuned on the training data. This result supports the assumption that the base model itself has little inherent knowledge of neologisms.

**RAG struggles to follow instruction/gets lost in retrieved word definitions.** We use the same queries as our model, that is, NeoAMT-4B and NeoAMT-8B in RAG for retrieval to ensure a fair comparison and investigate the effect of queries. The results about neologism-specific scores and overall quality are display in Table 27, Appendix F.6 and Table 4 respectively. RAG outperforms other baselines in the neologism-specific scores, suggesting that the retrieved word entries could benefit the neologism translation even under the RAG setting. This result also demonstrates that the queries generated by our model are beneficial for translating neologisms. However, the overall quality of RAG is not satisfying and we observe that augmented prompts with retrieved word entries

cause the model not to follow the instruction and hallucinate; for example, it continually generates fake word entries.

MODEL	GEMBA(GPT5)	LJ(GPT5)
Qwen3-4B + RAG	65.30	52.88
NeoAMT-4B	72.93	58.16
Qwen3-8B + RAG	69.57	56.14
NeoAMT-8B	78.28	66.40

Table 4: Overall quality scores about the RAG ablation study.

**Performance on English-to-other-language directions.** Table 5 presents the LLM-as-a-judge results of various finetuning approaches on the English-to-Japanese and English-to-Chinese translation directions. The results demonstrate the effectiveness of our training framework on English-to-other-language directions. Note that the dictionary used here is the same dictionary for other-language-to-English direction derived from English Wiktionary. The glosses for the English neologisms are provided in the source language, English.

	LJ(GPT5, en-ja)	LJ (GPT5, en-zh)
Qwen3-4B-SFT	51.22	65.74
GRPO-4B	56.82	63.24
NeoAMT-4B	55.69	65.87
NeoAMT-4B + process reward	57.93	69.53
Qwen3-8B-SFT	60.27	69.86
GRPO-8B	64.96	70.51
NeoAMT-8B	68.80	76.84
NeoAMT-8B + process reward	68.36	78.27

Table 5: LLM-as-a-judge reference-free evaluation results of English-to-Japanese and English-to-Chinese directions.

## 5 Analysis

In this section, we present a series of analyses and ablation studies based on the NeoAMT-8B model. The detailed analysis can be found in the Appendix F. We also present the LLM-as-a-judge results including GEMBA-DA and neologism-aware evaluation by language pair in Figure 7 and XCOMET and MetricX24 results in Table 26.

### 5.1 Impact of RQE

We investigate the impact of RQE-based adaptive sampling in this section. We train another model using the same base model and hyperparameters without RQE sampling, that is, NeoAMT w/o. RQE. The results of NeoAMT and NeoAMT w/o. RQE

are presented in Table 6 and Table 7. RQE improves the model performance in almost all cases, especially for neologism-specific scores. The results demonstrate the effectiveness of RQE-based policy optimization.

MODEL	EXACT	FUZZY	LEM-EXACT	LEM-FUZZY
NeoAMT	<b>22.34</b>	<b>26.24</b>	<b>25.84</b>	<b>28.67</b>
w/o. RQE	20.19	23.15	23.01	25.17

Table 6: Neologism-specific scores about the ablation study of RQE.

MODEL	GEMBA(GPT5)	LJ(120B)	LJ(GPT5)
NeoAMT	<b>78.28</b>	<b>63.72</b>	<b>66.40</b>
w/o. RQE	77.65	61.69	64.50

Table 7: Overall quality scores about the ablation study of RQE.

### 5.2 Human Evaluation

We conduct a human evaluation to compare the translation quality of three models, Qwen3-8B, our base model, Hunyuan-MT-7B, a state-of-the-art MT model, and our model NeoAMT. For each input sentence, three anonymized translation outputs (one per model) are presented to two human volunteers, who were asked to rank them from best to worst in terms of translation quality given the source sentence, reference translation and neologisms and their definitions. We sample 100 examples from the Chinese-English translation test split and we remove those examples in which two or more of the three translation candidates are identical. The result is shown in Table 8. This result verifies the result of LLM-as-a-judge evaluation and demonstrates the effectiveness of our training framework.

Model	% 1st	% 2nd	% 3rd	Average Rank
Qwen3-8B	3.33	25.56	71.11	2.68
Hunyuan-MT-7B	11.67	62.78	25.56	2.14
NeoAMT	85.00	11.67	3.33	1.18

Table 8: Human evaluation.

### 5.3 Human Analysis of Thinking Paths of NeoAMT

We analyze the success and failure patterns by carefully investigating the thinking paths of our model NeoAMT from three perspectives: (1) how many queries are related to neologisms? (2) do

the retrieved results contain the neologism definitions? (3) does NeoAMT use the retrieved results for thinking? We randomly sample 100 model responses from the Chinese-English translation pairs. Human volunteers are asked to check the model responses from the above three points. The analysis shows that 86.90% of search queries are related to neologisms. 76.71% of retrieved results given related neologism queries contains the neologism definitions. 96.43% of the model thinking paths after receiving the retrieved results use the retrieved neologism information for reasoning. This indicates that (1) most of the model queries are related to neologisms; (2) the retrieval component still has room for improvement and is likely the dominant performance bottleneck; (3) NeoAMT actively utilizes the retrieved information in its reasoning paths.

#### 5.4 Case Studies on Emerged Thinking Patterns

We observe that two thinking patterns emerge in our model NeoAMT outputs: **finding new meaning pattern** and **confirmation pattern**. **Finding new meaning pattern** denotes the cases where NeoAMT first makes an incorrect translation or has no idea about neologism after reasoning, but after searching and finding the new meaning of the query word by itself, the model corrects its reasoning path and generates the translation accordingly. **Confirmation pattern** indicates the cases in which NeoAMT generates candidate translations about neologisms in its reasoning process at first, and one of them is a correct assumption about the neologism. The model then uses the external search tool to verify and choose the correct assumption and generates final translation. The full examples of two patterns can be found in Table 19 and Table 20, Appendix C respectively.

## 6 Related Work

**Improving Machine Translation via Reinforcement Learning.** Recent studies on this direction mainly focus on how to design the reward empowered with test-time scaling. For example, MT-R1-Zero (Feng et al., 2025) explores the effect of mixed rule-based and neural model-based metric score as rewards. SSR-Zero (Yang et al., 2025b) utilizes self-evaluation score as the reward for training. TAT-R1 (Li et al., 2025b) employs word alignment (Jalili Sabet et al., 2020; Nagata et al., 2020;

Wu et al., 2023; Latouche et al., 2024; Miao et al., 2025) to design rewards. DeepTrans (Wang et al., 2025b) uses DeepSeek-V3 (Liu et al., 2024) to generate format, thought and translation rewards.

**Neologism Translation.** Neologism translation is a challenging task because of rapid change of languages and the insufficient data and it belongs to the long-tail knowledge research. Lerner and Yvon (2025) try to solve this issue using term definitions and in-context learning. Neo-bench (Zheng et al., 2024) provides a benchmark dataset about neologisms in which one task is machine translation. However, the machine translation subset in this benchmark is relatively small and not publicly available. Other similar studies include culture-aware and poetry translations (Yao et al., 2024; Chen et al., 2025)

**Agentic Search.** Recent work explores the integration of search tools into model reasoning to enhance accuracy and factuality on question answering and mathematical tasks (Jin et al., 2025; Dong et al., 2025; Li et al., 2025a). For example, Search-R1 (Jin et al., 2025) uses Wikipedia articles as the search source to improve the performance of models on QA tasks. ARPO (Dong et al., 2025) utilizes the entropy to control the branching sampling during reasoning with external tools. These works mainly focus on QA and mathematical tasks. In this paper, we focus on an MT-specific domain, neologism machine translation, which remains underexplored.

## 7 Conclusion

In this paper, we first construct a new multilingual neologism-aware machine translation dataset named Neko that covers 16 languages and contains solid neologism definitions. This dataset provides a testbed for neologism-aware machine translation. Furthermore, to fill in the gap that it remains unclear that whether reasoning-based RL with search tools improves neologism-aware machine translation, we conduct experiments to analyze the results of various methods and propose a new RL training framework, NeoAMT, consisting of a novel reward design and an adaptive sampling approach based on the translation difficulty to train the neologism-aware machine translation agent. The results of experiments demonstrate the effectiveness of our method.



## Limitations

We use a general-purpose embedding model, bge-m3, for retrieving word entries in this paper. This model is not specifically designed for machine-translation related retrieval tasks and the human analysis in § 5.3 also shows that there is room for improvement about the retrieval performance. Another point is that NeoAMT does not exactly follow the format specified in the user instruction during the thinking process. The reason might be that our reward design only adds constraints to the final translation format.

## Ethical Considerations

This paper aims to investigate the effect of agentic RL with search tools on neologism-aware machine translation. Our new dataset Neko is constructed from Wiktionary dumps. Some of the word entries may be derogatory and related to politics and sub-cultures. We process the data in compliance with the license of Wiktionary. The views contained in the dataset are independent of the authors. We have tried our best to remove such words. In addition, we use various LLMs in this paper adhering to the respective model licenses. We used ChatGPT to improve the writing while preserving the original meaning for some content of this paper.

## References

- Sandhini Agarwal, Lama Ahmad, Jason Ai, Sam Altman, Andy Applebaum, Edwin Arbus, Rahul K Arora, Yu Bai, Bowen Baker, Haiming Bao, and 1 others. 2025. gpt-oss-120b & gpt-oss-20b model card. *arXiv preprint arXiv:2508.10925*.
- Duarte Miguel Alves, José Pombal, Nuno M Guerreiro, Pedro Henrique Martins, João Alves, Amin Farajian, Ben Peters, Ricardo Rei, Patrick Fernandes, Sweta Agrawal, Pierre Colombo, José G. C. de Souza, and Andre Martins. 2024. [Tower: An open multilingual large language model for translation-related tasks](#). In *First Conference on Language Modeling*.
- Jason Ansel, Edward Yang, Horace He, Natalia Gimelshein, Animesh Jain, Michael Voznesensky, Bin Bao, Peter Bell, David Berard, Evgeni Burovski, Geeta Chauhan, Anjali Chourdia, Will Constable, Alban Desmaison, Zachary DeVito, Elias Ellison, Will Feng, Jiong Gong, Michael Gschwind, and 30 others. 2024. [Pytorch 2: Faster machine learning through dynamic python bytecode transformation and graph compilation](#). In *Proceedings of the 29th ACM International Conference on Architectural Support for Programming Languages and Operating Systems, Volume 2, ASPLOS '24*, page 929–947, New York, NY, USA. Association for Computing Machinery.
- Viraat Aryabumi, John Dang, Dwarak Talupuru, Saurabh Dash, David Cairuz, Hangyu Lin, Bharat Venkitesh, Madeline Smith, Jon Ander Campos, Yi Chern Tan, and 1 others. 2024. Aya 23: Open weight releases to further multilingual progress. *arXiv preprint arXiv:2405.15032*.
- Andong Chen, Lianzhang Lou, Kehai Chen, Xuefeng Bai, Yang Xiang, Muyun Yang, Tiejun Zhao, and Min Zhang. 2025. [Benchmarking LLMs for translating classical Chinese poetry: Evaluating adequacy, fluency, and elegance](#). In *Proceedings of the 2025 Conference on Empirical Methods in Natural Language Processing*, pages 33007–33024, Suzhou, China. Association for Computational Linguistics.
- Jianlyu Chen, Shitao Xiao, Peitian Zhang, Kun Luo, Defu Lian, and Zheng Liu. 2024. [M3-embedding: Multi-linguality, multi-functionality, multi-granularity text embeddings through self-knowledge distillation](#). In *Findings of the Association for Computational Linguistics: ACL 2024*, pages 2318–2335, Bangkok, Thailand. Association for Computational Linguistics.
- John Dang, Shivalika Singh, Daniel D’souza, Arash Ahmadian, Alejandro Salamanca, Madeline Smith, Aidan Peppin, Sungjin Hong, Manoj Govindassamy, Terrence Zhao, and 1 others. 2024. Aya expense: Combining research breakthroughs for a new multilingual frontier. *arXiv preprint arXiv:2412.04261*.
- Daniel Deutsch, Eleftheria Briakou, Isaac Rayburn Caswell, Mara Finkelstein, Rebecca Galor, Juraj Juraska, Geza Kovacs, Alison Lui, Ricardo Rei, Jason Riesa, Shruti Rijhwani, Parker Riley, Elizabeth Salesky, Firas Trabelsi, Stephanie Winkler, Biao Zhang, and Markus Freitag. 2025. [WMT24++: Expanding the language coverage of WMT24 to 55 languages & dialects](#). In *Findings of the Association for Computational Linguistics: ACL 2025*, pages 12257–12284, Vienna, Austria. Association for Computational Linguistics.
- Guanting Dong, Hangyu Mao, Kai Ma, Licheng Bao, Yifei Chen, Zhongyuan Wang, Zhongxia Chen, Jiazheng Du, Huiyang Wang, Fuzheng Zhang, and 1 others. 2025. Agentic reinforced policy optimization. *arXiv preprint arXiv:2507.19849*.
- Matthijs Douze, Alexandr Guzhva, Chengqi Deng, Jeff Johnson, Gergely Szilvasy, Pierre-Emmanuel Mazaré, Maria Lomeli, Lucas Hosseini, and Hervé Jégou. 2024. [The faiss library](#).
- Zhaopeng Feng, Shaosheng Cao, Jiahao Ren, Jiayuan Su, Ruizhe Chen, Yan Zhang, Jian Wu, and Zuozhu Liu. 2025. [MT-r1-zero: Advancing LLM-based machine translation via r1-zero-like reinforcement learning](#). In *Findings of the Association for Computational Linguistics: EMNLP 2025*, pages 18685–18702, Suzhou, China. Association for Computational Linguistics.

- Aaron Grattafiori, Abhimanyu Dubey, Abhinav Jauhri, Abhinav Pandey, Abhishek Kadian, Ahmad Al-Dahle, Aiesha Letman, Akhil Mathur, Alan Schelten, Alex Vaughan, and 1 others. 2024. The llama 3 herd of models. *arXiv preprint arXiv:2407.21783*.
- Nuno M. Guerreiro, Ricardo Rei, Daan van Stigt, Luisa Coheur, Pierre Colombo, and André F. T. Martins. 2024. [xCOMET: Transparent machine translation evaluation through fine-grained error detection](#). *Transactions of the Association for Computational Linguistics*, 12:979–995.
- Daya Guo, Dejian Yang, Haowei Zhang, Junxiao Song, Peiyi Wang, Qihao Zhu, Runxin Xu, Ruoyu Zhang, Shiron Ma, Xiao Bi, Xiaokang Zhang, Xingkai Yu, Yu Wu, Z F Wu, Zhibin Gou, Zhihong Shao, Zhuoshu Li, Ziyi Gao, Aixin Liu, and 175 others. 2025. DeepSeek-R1 incentivizes reasoning in LLMs through reinforcement learning. *Nature*, 645(8081):633–638.
- Masoud Jalili Sabet, Philipp Dufter, François Yvon, and Hinrich Schütze. 2020. [SimAlign: High quality word alignments without parallel training data using static and contextualized embeddings](#). In *Findings of the Association for Computational Linguistics: EMNLP 2020*, pages 1627–1643, Online. Association for Computational Linguistics.
- Bowen Jin, Hansi Zeng, Zhenrui Yue, Jinsung Yoon, Serkan O Arik, Dong Wang, Hamed Zamani, and Jiawei Han. 2025. [Search-r1: Training LLMs to reason and leverage search engines with reinforcement learning](#). In *Second Conference on Language Modeling*.
- Jeff Johnson, Matthijs Douze, and Hervé Jégou. 2019. Billion-scale similarity search with GPUs. *IEEE Transactions on Big Data*, 7(3):535–547.
- Tom Kocmi and Christian Federmann. 2023. [Large language models are state-of-the-art evaluators of translation quality](#). In *Proceedings of the 24th Annual Conference of the European Association for Machine Translation*, pages 193–203, Tampere, Finland. European Association for Machine Translation.
- Woosuk Kwon, Zhuohan Li, Siyuan Zhuang, Ying Sheng, Lianmin Zheng, Cody Hao Yu, Joseph Gonzalez, Hao Zhang, and Ion Stoica. 2023. [Efficient memory management for large language model serving with pagedattention](#). In *Proceedings of the 29th Symposium on Operating Systems Principles, SOSP ’23*, page 611–626, New York, NY, USA. Association for Computing Machinery.
- Gaetan Latouche, Marc-André Carbonneau, and Benjamin Swanson. 2024. [BinaryAlign: Word alignment as binary sequence labeling](#). In *Proceedings of the 62nd Annual Meeting of the Association for Computational Linguistics (Volume 1: Long Papers)*, pages 10277–10288, Bangkok, Thailand. Association for Computational Linguistics.
- Paul Lerner and François Yvon. 2025. [Towards the machine translation of scientific neologisms](#). In *Proceedings of the 31st International Conference on Computational Linguistics*, pages 947–963, Abu Dhabi, UAE. Association for Computational Linguistics.
- Patrick Lewis, Ethan Perez, Aleksandra Piktus, Fabio Petroni, Vladimir Karpukhin, Naman Goyal, Heinrich Küttler, Mike Lewis, Wen-tau Yih, Tim Rocktäschel, Sebastian Riedel, and Douwe Kiela. 2020. [Retrieval-augmented generation for knowledge-intensive nlp tasks](#). In *Advances in Neural Information Processing Systems*, volume 33, pages 9459–9474. Curran Associates, Inc.
- Xiaoxi Li, Guanting Dong, Jiajie Jin, Yuyao Zhang, Yujia Zhou, Yutao Zhu, Peitian Zhang, and Zhicheng Dou. 2025a. [Search-o1: Agentic search-enhanced large reasoning models](#). In *Proceedings of the 2025 Conference on Empirical Methods in Natural Language Processing*, pages 5420–5438, Suzhou, China. Association for Computational Linguistics.
- Zheng Li, Mao Zheng, Mingyang Song, and Wenjie Yang. 2025b. [Tat-r1: Terminology-aware translation with reinforcement learning and word alignment](#). *arXiv preprint arXiv:2505.21172*.
- Aixin Liu, Bei Feng, Bing Xue, Bingxuan Wang, Bochao Wu, Chengda Lu, Chenggang Zhao, Chengqi Deng, Chenyu Zhang, Chong Ruan, and 1 others. 2024. Deepseek-v3 technical report. *arXiv preprint arXiv:2412.19437*.
- Zhongtao Miao, Qiyu Wu, Masaaki Nagata, and Yoshimasa Tsuruoka. 2025. [Improving word alignment using semi-supervised learning](#). In *Findings of the Association for Computational Linguistics: ACL 2025*, pages 19871–19888, Vienna, Austria. Association for Computational Linguistics.
- Zhongtao Miao, Qiyu Wu, Kaiyan Zhao, Zilong Wu, and Yoshimasa Tsuruoka. 2024. [Enhancing cross-lingual sentence embedding for low-resource languages with word alignment](#). In *Findings of the Association for Computational Linguistics: NAACL 2024*, pages 3225–3236, Mexico City, Mexico. Association for Computational Linguistics.
- Niklas Muennighoff, Zitong Yang, Weijia Shi, Xiang Lisa Li, Li Fei-Fei, Hannaneh Hajishirzi, Luke Zettlemoyer, Percy Liang, Emmanuel Candes, and Tatsunori Hashimoto. 2025. [s1: Simple test-time scaling](#). In *Proceedings of the 2025 Conference on Empirical Methods in Natural Language Processing*, pages 20286–20332, Suzhou, China. Association for Computational Linguistics.
- Masaaki Nagata, Katsuki Chousa, and Masaaki Nishino. 2020. [A supervised word alignment method based on cross-language span prediction using multilingual BERT](#). In *Proceedings of the 2020 Conference on Empirical Methods in Natural Language Processing (EMNLP)*, pages 555–565, Online. Association for Computational Linguistics.

- Martin A. Nowak and David C. Krakauer. 1999. [The evolution of language](#). *Proceedings of the National Academy of Sciences*, 96(14):8028–8033.
- OpenAI. 2024. [Learning to reason with llms](#).
- Ricardo Rei, Nuno M. Guerreiro, Jos   Pombal, Daan van Stigt, Marcos Treviso, Luisa Coheur, Jos   G. C. de Souza, and Andr   Martins. 2023. [Scaling up CometKiwi: Unbabel-IST 2023 submission for the quality estimation shared task](#). In *Proceedings of the Eighth Conference on Machine Translation*, pages 841–848, Singapore. Association for Computational Linguistics.
- Kirill Semenov, Xu Huang, Vil  m Zouhar, Nathaniel Berger, Dawei Zhu, Arturo Oncevay, and Pinzhen Chen. 2025. [Findings of the WMT25 terminology translation task: Terminology is useful especially for good MTs](#). In *Proceedings of the Tenth Conference on Machine Translation*, pages 554–576, Suzhou, China. Association for Computational Linguistics.
- Kirill Semenov, Vil  m Zouhar, Tom Kocmi, Dongdong Zhang, Wangchunshu Zhou, and Yuchen Eleanor Jiang. 2023. [Findings of the WMT 2023 shared task on machine translation with terminologies](#). In *Proceedings of the Eighth Conference on Machine Translation*, pages 663–671, Singapore. Association for Computational Linguistics.
- Guangming Sheng, Chi Zhang, Zilingfeng Ye, Xibin Wu, Wang Zhang, Ru Zhang, Yanghua Peng, Haibin Lin, and Chuan Wu. 2025. [Hybridflow: A flexible and efficient rlhf framework](#). In *Proceedings of the Twentieth European Conference on Computer Systems*, EuroSys ’25, page 1279–1297, New York, NY, USA. Association for Computing Machinery.
- Charlie Victor Snell, Jaehoon Lee, Kelvin Xu, and Aviral Kumar. 2025. [Scaling LLM test-time compute optimally can be more effective than scaling parameters for reasoning](#). In *The Thirteenth International Conference on Learning Representations*.
- Saba Sturua, Isabelle Mohr, Mohammad Kalim Akram, Michael G  nther, Bo Wang, Markus Krimmel, Feng Wang, Georgios Mastrapas, Andreas Koukounas, Nan Wang, and 1 others. 2024. [jina-embeddings-v3: Multilingual embeddings with task lora](#). *arXiv preprint arXiv:2409.10173*.
- Kimi Team, Angang Du, Bofei Gao, Bowei Xing, Changjiu Jiang, Cheng Chen, Cheng Li, Chenjun Xiao, Chenzhuang Du, Chonghua Liao, and 1 others. 2025. [Kimi k1. 5: Scaling reinforcement learning with llms](#). *arXiv preprint arXiv:2501.12599*.
- Jiaan Wang, Fandong Meng, Yunlong Liang, and Jie Zhou. 2025a. [DRT: Deep reasoning translation via long chain-of-thought](#). In *Findings of the Association for Computational Linguistics: ACL 2025*, pages 6770–6782, Vienna, Austria. Association for Computational Linguistics.
- Jiaan Wang, Fandong Meng, and Jie Zhou. 2025b. [Deep reasoning translation via reinforcement learning](#). *arXiv preprint arXiv:2504.10187*.
- Jiaan Wang, Fandong Meng, and Jie Zhou. 2025c. [Ex-trans: Multilingual deep reasoning translation via exemplar-enhanced reinforcement learning](#). *arXiv preprint arXiv:2505.12996*.
- Qiyu Wu, Masaaki Nagata, and Yoshimasa Tsuruoka. 2023. [WSPAlign: Word alignment pre-training via large-scale weakly supervised span prediction](#). In *Proceedings of the 61st Annual Meeting of the Association for Computational Linguistics (Volume 1: Long Papers)*, pages 11084–11099, Toronto, Canada. Association for Computational Linguistics.
- Haoran Xu, Young Jin Kim, Amr Sharaf, and Hany Hassan Awadalla. 2024a. [A paradigm shift in machine translation: Boosting translation performance of large language models](#). In *The Twelfth International Conference on Learning Representations*.
- Haoran Xu, Kenton Murray, Philipp Koehn, Hieu Hoang, Akiko Eriguchi, and Huda Khayrallah. 2025. [X-ALMA: Plug & play modules and adaptive rejection for quality translation at scale](#). In *The Thirteenth International Conference on Learning Representations*.
- Haoran Xu, Amr Sharaf, Yunmo Chen, Weiting Tan, Lingfeng Shen, Benjamin Van Durme, Kenton Murray, and Young Jin Kim. 2024b. [Contrastive preference optimization: Pushing the boundaries of LLM performance in machine translation](#). In *Forty-first International Conference on Machine Learning*.
- An Yang, Anfeng Li, Baosong Yang, Beichen Zhang, Binyuan Hui, Bo Zheng, Bowen Yu, Chang Gao, Chengen Huang, Chenxu Lv, and 1 others. 2025a. [Qwen3 technical report](#). *arXiv preprint arXiv:2505.09388*.
- Wenjie Yang, Mao Zheng, Mingyang Song, Zheng Li, and Sitong Wang. 2025b. [Ssr-zero: Simple self-rewarding reinforcement learning for machine translation](#). *arXiv preprint arXiv:2505.16637*.
- Binwei Yao, Ming Jiang, Tara Bobinac, Diyi Yang, and Junjie Hu. 2024. [Benchmarking machine translation with cultural awareness](#). In *Findings of the Association for Computational Linguistics: EMNLP 2024*, pages 13078–13096, Miami, Florida, USA. Association for Computational Linguistics.
- Tatu Ylonen. 2022. [Wiktexttract: Wiktionary as machine-readable structured data](#). In *Proceedings of the Thirteenth Language Resources and Evaluation Conference*, pages 1317–1325, Marseille, France. European Language Resources Association.
- Yanzhao Zhang, Mingxin Li, Dingkun Long, Xin Zhang, Huan Lin, Baosong Yang, Pengjun Xie, An Yang, Dayiheng Liu, Junyang Lin, and 1 others. 2025. [Qwen3 embedding: Advancing text embedding and reranking through foundation models](#). *arXiv preprint arXiv:2506.05176*.

- Kaiyan Zhao, Qiyu Wu, Xin-Qiang Cai, and Yoshimasa Tsuruoka. 2024. [Leveraging multi-lingual positive instances in contrastive learning to improve sentence embedding](#). In *Proceedings of the 18th Conference of the European Chapter of the Association for Computational Linguistics (Volume 1: Long Papers)*, pages 976–991, St. Julian’s, Malta. Association for Computational Linguistics.
- Jonathan Zheng, Alan Ritter, and Wei Xu. 2024. [NEO-BENCH: Evaluating robustness of large language models with neologisms](#). In *Proceedings of the 62nd Annual Meeting of the Association for Computational Linguistics (Volume 1: Long Papers)*, pages 13885–13906, Bangkok, Thailand. Association for Computational Linguistics.
- Mao Zheng, Zheng Li, Bingxin Qu, Mingyang Song, Yang Du, Mingrui Sun, and Di Wang. 2025. Hunyuan-mt technical report. *arXiv preprint arXiv:2509.05209*.



## A Implementation Details

### A.1 Neologism Reward

The computation procedure of the neologism reward is listed in Algorithm 1.

---

**Algorithm 1** Neologism-Specific Reward Computation

---

**Require:** Source text  $x$ , generated translation  $\hat{y}$ , the set of corresponding spans of neologisms in  $y^{\text{ref}}$ :  $\mathcal{S}$ , lemmatization function  $\mathcal{L}$ , exact string matching function  $\mathcal{M}$ .

**Ensure:** Neologism-specific reward  $R_{\text{neo}}$ .

- 1: Initialize count:  $c \leftarrow 0$ .
  - 2: Initialize the number of spans in  $\mathcal{S}$ :  $s = |\mathcal{S}|$ .
  - 3: Lemmatize  $\hat{y}$  to obtain  $\hat{y}_l$ :  $\hat{y}_l \leftarrow \mathcal{L}(\hat{y})$ .
  - 4: **for**  $s \in \mathcal{S}$  **do**
  - 5:   Lemmatize  $s$  to obtain  $s_l$ :  $s_l \leftarrow \mathcal{L}(s)$ .
  - 6:   **if**  $\mathcal{M}(s_l, \hat{y}_l)$  is true **then**
  - 7:     Increment count  $c \leftarrow c + 1$ .
  - 8:   **end if**
  - 9: **end for**
  - 10: **return** final neologism reward  $R_{\text{neo}} = c/s$ .
- 

### A.2 Hyperparameters and Prompt Templates

The full training template of our model NeoAMT is shown in Table 9.

Qwen3-4B and Qwen3-8B are base models for training. The code that we use is mainly adapted based on verl (Sheng et al., 2025).

We use 8 NVIDIA A100 GPUs with 80GB memory to train our models and conduct inference. For software aspect, we use PyTorch (2.7.1) (Ansel et al., 2024) and our code is mainly adapted from the verl (0.5.0.dev0, GitHub commit id: 0e15c9b) (Sheng et al., 2025) and vllm (Kwon et al., 2023) (0.10.1.1) libraries.

NeoAMT models are trained for 1 epoch. The “train\_batch\_size” is 32. The “ppo\_mini\_batch\_size” is 16. The “ppo\_micro\_batch\_size\_per\_gpu” is 2. The maximum number of tokens for user prompts is 1024. The maximum number of tokens for model responses (including retrieved results) is set to 4096. The maximum turns of searching of our agentic MT models is 3. The number of retrieved results is 5. The maximum character length of retrieved result for a single turn is 2000. The maximum training time for a single experiment is approximately 40 hours. The  $\lambda$  for  $R_{\text{neo}}$  is 0.1. The

$\alpha$ ,  $\gamma$  and  $\psi$  for RQE are 10, -5 and 0.0 respectively. The  $g_{\min}$  and  $G$  are 4 and 8, respectively.

For the searching tool, we cache the retrieved results to speed up the training process. The caching mechanism is based on the ARPO implementation (Dong et al., 2025).

We use the same hyperparameters as NeoAMT for the GRPO row except the prompt. The prompt we use for the GRPO row is presented in Table 17.

For SFT row in Table 3, the input and output formats that we use for training are shown in Table 15. We use the “fsdp\_sft\_trainer” of verl. “micro\_batch\_size\_per\_gpu” is set to 4 and the total batch size is 32. The number of epoch is 3. The max length is set to 4096. We use the default setting of “fsdp\_sft\_trainer” for other hyperparameters.

## B More Evaluation Details

### B.1 Baselines

We evaluate various models including general-purpose and MT-specific models on this dataset to report their performance on neologism-aware machine translation. We also present the results of Supervised Fine-Tuning (SFT), Retrieval-Augmented Generation (RAG) (Lewis et al., 2020), RL-based fine-tuning without searching (GRPO) (Guo et al., 2025). The reward for GRPO is  $R = \mathbb{1}_{\{\text{format}\}} * R_{\text{neural}}$ . We use the same queries as our model NeoAMT for RAG to ensure a fair comparison. For general-purpose models, we include Llama-3.1-8B-Instruct (Grattafiori et al., 2024), Aya-23-8B (Aryabumi et al., 2024), Aya-expanse-8B (Dang et al., 2024), Qwen3-8B, Qwen3-14B, Qwen3-32B (Yang et al., 2025a) and GPT-OSS-20B (Agarwal et al., 2025). We also conduct evaluation on several strong MT-specific models, including ALMA-R-7B (Xu et al., 2024b), X-ALMA (Xu et al., 2025), MT-R1-Zero-7B-Mix (Feng et al., 2025), TowerInstruct-7B-v0.2 (Alves et al., 2024), Hunyuan-MT-7B (Zheng et al., 2025), mExTrans-7B (Wang et al., 2025c). The implementation details and prompts of various baselines, including general-purpose LLMs, MT-specific LLMs, RAG, SFT and GRPO, can be found in Appendix A and Appendix B.2.

### B.2 Evaluation Configuration

We adopt the similar setting as MT-R1-Zero (Feng et al., 2025) when evaluating the performance of general purpose baseline models on the test set. For open weight models, we deploy them locally

---

You are a professional {src\_lang} to {tgt\_lang} translator. Please translate the following text from {src\_lang} to {tgt\_lang} .

You must conduct reasoning inside <think> and </think> first. After reasoning, you can use the search tool by enclosing your query within <search> and </search>. The query could be unfamiliar terms, relevant keywords, or example sentences. The search tool will then return the top results between <information> and </information>. You can use the returned information to improve your translation. You can reason and search as many times as you want. In the end, you should directly provide the final translation inside <translation> and </translation> with a new line, without detailed illustrations. For example, <think> reasoning process here <think/> <search> query here </search> <information> returned information </information> <think> another reasoning process here <think/> <search> another query here </search> <information> another returned information </information> <think> yet another reasoning process </think> <translation> final translation here </translation>.

{src\_lang} text: {src\_text}

---

Table 9: Full training template of NeoAMT.

using the transformers implementation. We use the sampling decoding strategy and the temperature is set to 0.2 and top\_p is 0.95. The maximum generation length is capped at 4096 tokens. For MT-specific models, we use their corresponding prompt formats to obtain translations. The detailed prompts can be found in Table 11 and Table 12.

We mainly use the prompt format in Table 10 for general purpose models to obtain outputs because some of the general-purpose models tend to generate other content that is not directly related to translation. Therefore, we ask models to generate translations within the specific tags <translation> and </translation> to obtain the translations. We use the raw outputs as final translations when models fail to generate translations within the specific tags. We apply their chat templates when necessary. For XCOMET and MetricX-24, we use the XL version.

---

You are a professional {src\_lang} to {tgt\_lang} translator. Please translate the following text from {src\_lang} to {tgt\_lang}. Please provide the translation directly without reasoning inside <translation> and </translation>. For example, <translation> translation here </translation>.

{src\_lang} text: {src\_text}

---

Table 10: Direct translation prompt.

---

Translate this from {src\_lang} into {tgt\_lang}:

{src\_lang}: {text}

{tgt\_lang}:

---

Table 11: ALMA prompt (Xu et al., 2024a,b, 2025).

For LLM-as-a-judge evaluation, the prompt with additional neologism definitions is presented in

---

Translate the following segment into {tgt\_lang}, without additional explanation.

{text}

---

Table 12: Hunyuan-MT prompt.

Table 13. We also present the results of using the original GEMBA prompt in Table 3. The original GEMBA prompt that we use is shown in Table 14.

For RAG row in Table 3, the prompt is shown in Table 16. The hyperparameters, such as temperature and top\_p, of the RAG baseline are the same as other baselines.

### B.3 Neologism-Specific Metrics

The detailed procedure of computing neologism regex, fuzzy, lem-regex and lem-fuzzy scores are presented in Algorithm 2, 3, 4 and 5. These metrics complement each other to ensure stable evaluation of neologism translation and reduce evaluation bias.

---

#### Algorithm 2 Neologism Regex Metric

---

**Require:** Source text  $x$ , generated translation  $\hat{y}$ , the set of corresponding spans of neologisms in  $y^{\text{ref}}$ :  $\mathcal{S}$ , exact string matching function  $\mathcal{M}$ .

**Ensure:** Neologism exact score: REGEX.

- 1: Initialize count:  $c \leftarrow 0$ .
  - 2: Initialize the number of spans in  $\mathcal{S}$ :  $s = |\mathcal{S}|$ .
  - 3: **for**  $s \in \mathcal{S}$  **do**
  - 4:     **if**  $\mathcal{M}(s, \hat{y})$  is true **then**
  - 5:         Increment count  $c \leftarrow c + 1$ .
  - 6:     **end if**
  - 7: **end for**
  - 8: **return** neologism exact matching score:  $c/s$ .
-

You are an expert in evaluating the quality of translations.

You will be given a source sentence, a reference translation, and a candidate translation.

The source sentence contains a neologism (a newly coined word or expression).

Your task is to determine how well the candidate translation captures the meaning of the source sentence, especially focusing on the neologism.

Please consider the following criteria when conducting your evaluation:

1. Neologism Quality (score: 0-50).
2. Overall Translation Quality (score: 0-50).

After evaluating the candidate translation based on the above criteria, please provide your assessment in the following format: <evaluation> score </evaluation>.

The final "score" is a numerical value between 0 and 100. A higher score indicates a better translation.

Here is the information you will need for your evaluation:

Source Sentence: {source\_sentence}

Neologism and Its Meaning: {neologism} ({neologism\_meaning})

Reference Translation: {reference\_translation}

Candidate Translation: {candidate\_translation}

Table 13: LLM-as-a-judge prompt. In this paper, we care about the translation quality of neologisms. Therefore, we provide additional neologism information in the prompt to help LLMs judge the translation quality from both neologism and overall perspectives following the GEMBA-style prompt (Kocmi and Federmann, 2023).

## C Examples

In this section, we provide some detailed examples of outputs generated by NeoAMT. Table 18 and 19 present **finding new meaning pattern** examples. Table 20 shows an example of the **finding new meaning pattern**.

## D Construction Details of Neko Dataset

We use raw Wiktionary data version (19.6GB) (Ylonen, 2022) dated 2025-08-23<sup>7</sup> for Wiktionary dumps.

Table 21 presents the prompt that we use to translate the example sentences in the **Type 2** word entries of Neko dataset. We sample 700 examples from the **Type 2** word entries and translate the source text into the other 15 languages, totaling 10,425 translation pairs for training. Note that we provide the definitions of neologisms to make the translation process easier for gpt-5-2025-08-07.

<sup>7</sup><https://kaikki.org/dictionary/rawdata.html>

Score the following translation from {source\_lang} to {target\_lang} with respect to human reference on a continuous scale 0 to 100 where score of zero means "no meaning preserved" and score of one hundred means "perfect meaning and grammar".

{source\_lang} source: "{source\_seg}"

{target\_lang} human reference: {reference\_seg}

{target\_lang} machine translation: "{target\_seg}"

Score:

Table 14: GEMBA prompt.

**Input** You are a professional {src\_lang} to {tgt\_lang} translator. Please translate the following text from {src\_lang} to {tgt\_lang}. Please provide the translation directly without reasoning inside <translation> and </translation>. For example, <translation> translation here </translation>. {src\_lang} text: {src\_text}

**Output** <translation> translation here </translation>

Table 15: SFT prompt.

Table 22 shows the prompt that use for finding the corresponding spans in the target sentences for the neologisms in the source sentences. Note that we provided additional information about the neologisms, such as definitions and the part-of-speech tags to make the alignment process easier. For one neologism that might correspond to multiple words in the other language, we annotate the word that most reflects the meaning of the neologism. The reason why we use gpt-5-2025-08-07 rather than word alignment models is that these neologisms are relatively new and may not be seen in the training process of the current word alignment models and we can provide additional information about the neologisms in the prompt of gpt-5-2025-08-07 to make the alignment process more accurate, which we cannot do if we use word alignment models. After obtaining the corresponding spans of neologisms, we employ human volunteers to validate and refine the generated spans for Japanese-English and Chinese-English pairs. We find that the quality of spans generated by gpt-5-2025-08-07 is quite high and there is almost no need to modify them.

The statistics about the train, val and test splits of Neko dataset can be found in Table 1, 23 and 24.

---

You are a professional {src\_lang} to {tgt\_lang} translator. Please translate the following text from {src\_lang} to {tgt\_lang}.

Please provide the translation directly without reasoning inside <translation> and </translation>. For example, <translation> translation here </translation>.

{src\_lang} text: {text}

{retrieved\_result}

---

Table 16: RAG prompt.

---

You are a professional {src\_lang} to {tgt\_lang} translator. Please translate the following text from {src\_lang} to {tgt\_lang}.

You must conduct reasoning inside <think> and </think> first. In the end, you should directly provide the final translation inside <translation> and </translation> with a new line, without detailed illustrations. For example, <think> reasoning process here </think><translation> final translation here </translation>.

{src\_lang} text: {src\_text}

---

Table 17: The GRPO prompt.

## E Screenshot of Translation Ranking Annotation Application.

Human volunteers use an in-house application to rank translations. The screenshot of the application is shown in Figure 4.

## F More Analysis

The following analysis is conducted using NeoAMT-8B.

### F.1 WMT24++

We also analyze the performance of our model on the general MT task using the subset of WMT24++ covered by our research language range. We remove the bad source example sentences and translations. Post-edited translations are utilized as reference translations.

This evaluation is a type of out-of-domain setting because our model is trained on the Neko dataset. Figure 5 presents the comparison results grouped by language pairs before and after the training using the Neko dataset.

### F.2 Training Dynamics

We analyze the training dynamics of the number of search turns, over training steps. The result of search turns of the validation set is presented in Figure 6. We find that (1) at the beginning, 30%

---

### Algorithm 3 Neologism Fuzzy Metric

---

**Require:** Source text  $x$ , generated translation  $\hat{y}$ , the set of corresponding spans of neologisms in  $y^{\text{ref}}$ :  $\mathcal{S}$ , fuzzy string matching function  $\mathcal{F}$ .

**Ensure:** Neologism fuzzy score: FUZZY.

- 1: Initialize count:  $c \leftarrow 0$ .
  - 2: Initialize the number of spans in  $\mathcal{S}$ :  $s = |\mathcal{S}|$ .
  - 3: **for**  $s \in \mathcal{S}$  **do**
  - 4:     **if**  $\mathcal{F}(s, \hat{y})$  is true **then**
  - 5:         Increment count  $c \leftarrow c + 1$ .
  - 6:     **end if**
  - 7: **end for**
  - 8: **return** neologism fuzzy matching score:  $c/s$ .
- 

---

### Algorithm 4 Neologism Lem-Regex Metric

---

**Require:** Source text  $x$ , generated translation  $\hat{y}$ , the set of corresponding spans of neologisms in  $y^{\text{ref}}$ :  $\mathcal{S}$ , lemmatization function  $\mathcal{L}$ , exact string matching function  $\mathcal{M}$ .

**Ensure:** Neologism lem-exact score.

- 1: Initialize count:  $c \leftarrow 0$ .
  - 2: Initialize the number of spans in  $\mathcal{S}$ :  $s = |\mathcal{S}|$ .
  - 3: Lemmatize  $\hat{y}$  to obtain  $\hat{y}_l$ :  $\hat{y}_l \leftarrow \mathcal{L}(\hat{y})$ .
  - 4: **for**  $s \in \mathcal{S}$  **do**
  - 5:     Lemmatize  $s$  to obtain  $s_l$ :  $s_l \leftarrow \mathcal{L}(s)$ .
  - 6:     **if**  $\mathcal{M}(s_l, \hat{y}_l)$  is true **then**
  - 7:         Increment count  $c \leftarrow c + 1$ .
  - 8:     **end if**
  - 9: **end for**
  - 10: **return** neologism lem-exact score:  $c/s$ .
- 

of the responses do not use searching and over the training steps, the proportion of not using searching first get larger and declines; (2) most of responses use searching once; (3) The proportion of not using search shows an opposite trend to the output length. This aligns with our intuition that using search tends to increase the output length.

### F.3 Case Studies

Table 25 shows some translation examples of NeoAMT-8B.

### F.4 XCOMET and MetricX24 Scores

XCOMET-XL and MetricX-24 scores of NeoAMT-8B are presented in Table 26.

### F.5 LLM-as-a-judge Evaluation by Language Pair

Table 7 shows the LLM-as-a-judge scores of NeoAMT-8B on the test split of the Neko dataset.



**NeoAMT Instruction** You are a professional Chinese to English translator. Please translate the following text from Chinese to English. You must conduct reasoning inside <think> and </think> first.

[...]

<translation> final translation here </translation>.

**Input** Chinese text: 尽管Rockstar是一家经验丰富而且成功的游戏公司，但三款标志性《给她爱》游戏的重制版因其艺术风格和性能而受到批评.....

**Output** <think> Okay, I need to translate the given Chinese sentence into English. Let's start by understanding the original text. The sentence is: "尽管Rockstar是一家经验丰富而且成功的游戏公司，但三款标志性《给她爱》游戏的重制版因其艺术风格和性能而受到批评....." First, breaking it down. "尽管" translates to "Although" or "Despite". "Rockstar是一家经验丰富而且成功的游戏公司" – "Rockstar is a seasoned and successful game company". "但" here is "but". Then, "三款标志性《给她爱》游戏的重制版" – "the three landmark 'Give Her Love' games' remasters" or "remake versions". "因其艺术风格和性能而受到批评" – "have been criticized for their artistic style and performance". The ellipsis at the end might indicate the sentence is continuing, but maybe it's just a pause. Wait, "《给她爱》" is the title of the games. Let me check if that's the correct translation. "给她爱" could be "Give Her Love" or maybe "Love Her" – but perhaps the actual game title is different. Maybe I should verify that. Let me search for "《给她爱》游戏" to confirm the English title.

<search> 《给她爱》游戏的英文名</search>

<information>

Doc 1(Title: Word: 给她爱) 给她爱Part-of-speech: name Etymology: From English Grand Theft Auto → initialism GTA → pinyin Gěitā'ài. [...] Word senses: 1. (Mainland China, neologism, euphemistic) Grand Theft Auto (video game franchise published by Rockstar Games)

Doc 2(Title: Word: otome game) otome game (plural otome games) Part-of-speech: noun Etymology: Borrowed from Japanese 乙(おと)女(め)ゲーム(otome gēmu, literally "girl game"). Word senses: 1. A story-based video game in which the player attempts to establish a romantic relationship between the female player character and one of several male characters. \*\*Non-disambiguated translation entries\*\*: Sense: romance simulation game (usually the protagonist is a woman) - Japanese: 乙女ゲーム

[...]

</information>

Hmm, so "《给她爱》" is mentioned in the context of being a game. The first document says that "给她爱" is a neologism in China for Grand Theft Auto (GTA), specifically GTA V, since China banned GTA V. But the original sentence mentions three landmark games. Wait, Rockstar Games has several titles like GTA III, GTA IV, GTA V, etc. Maybe the user is referring to three of their flagship games. But the original text says "《给她爱》游戏", which according to the search result, is a term used in China for GTA.

[...]

But since the search shows that "给她爱" is a term for GTA, perhaps that's the case.

[...]

I think that's the right approach. So the final translation would use "GTA" instead of "Give Her Love". </think>

<translation>Although Rockstar is a seasoned and successful game company, the remasters of three landmark GTA games have been criticized for their artistic style and performance.</translation>

Table 18: Instruction, input and output of a **finding new meaning pattern** example when NeoAMT translates the Chinese text that contains a neologism. In this example, NeoAMT actively searches the neologism, finds the new meaning of the word, and reduces the ambiguous meaning of the word successfully by looking up a dictionary.

**NeoAMT Instruction** You are a professional Chinese to English translator. Please translate the following text from Chinese to English. You must conduct reasoning inside <think> and </think> first.

[...]

<translation> final translation here </translation>.

**Input** Chinese text: 奧利給, 幹了兄弟們!

**Output** <think>Okay, I need to translate the Chinese text "奧利給, 幹了兄弟們!" into English. Let's start by breaking down the sentence. First, "奧利給" – that's probably a name. "奧利" could be "Oli" or "Aoli", and "給" here might be part of a phrase.

Wait, maybe it's "奧利給" as a name, like "Ollie" or "Aolie".

Then "幹了兄弟們!" – "幹了" could be "go" or "do" something. "幹了" might be an exclamation. "兄弟們" is "brothers" or "guys".

Wait, "幹了" could be part of a slang or a phrase.

Maybe "幹了" here is "Let's go" or "Do it".

So maybe the whole phrase is "Ollie, let's go, brothers!" or "Ollie, do it, guys!" Hmm. Alternatively, "幹了" could be "干了" which is "do" or "carry out". So maybe "Ollie, let's do it, brothers!" or "Ollie, go for it, guys!" I should check if "奧利給" is a known name or if there's a common translation. Let me search for "奧利給" in Chinese to English.

<search>奧利給 英文名</search>

<information>

[...]

Doc 2(Title: Word: 奧利給) 奧利給Part-of-speech: intj Etymology: Reversal of 給力噢/给力噢 (gěilì ō, "come on!"). Popularized through a Kuaishou video uploaded by Huang Chunsheng (黄春生), known as Chaoyang Winter Swimming Strange Pigeon on the Internet (with original sentence quoted below). The meaning of feces derives from video creator Daoshilaoba (岛市老八), who mimicked the former quote before livestreaming coprophagy. Word senses: 1. (neologism, slang) come on!; go for it!; go!

[...]

</information>

Okay, so "奧利給" seems to be a slang term derived from "給力噢" (gěilì ō), which means "come on!" or "go for it!". [...] Alternatively, if "奧利給" is a name, then "Oli Ji, let's go, brothers!" but the search shows that "奧利給" is a slang term. So perhaps the translation is "Come on, brothers! Let's do it!" or "Come on, guys! Let's go!" I think the best translation would be "Come on, brothers! Let's do it!" or "Come on, guys! Let's go!" Wait, "幹了" could also be "gàn le", which is "done", but in this context, it's an exclamation. So maybe "Let's go, brothers!" or "Let's do it, guys!" So combining "奧利給" (come on!) and "幹了兄弟們" (let's go, brothers!), the translation could be "Come on, brothers! Let's go!" or "Come on, guys! Let's do it!" I think the most accurate translation based on the search results is "Come on, brothers! Let's go!" or "Come on, guys! Let's go!" Alternatively, maybe "Oli Ji, come on, brothers!" but since "奧利給" is a slang term, perhaps the name is "Oli Ji" but that might not be necessary. The original sentence might be a call to action, so "Come on, brothers! Let's go!" or "Let's do it, guys!" I'll go with "Come on, brothers! Let's go!" as the translation. </think>

<translation>Come on, brothers! Let's go!</translation>

Table 19: Instruction, input and output of a **finding new meaning pattern** example when NeoAMT translates the Chinese text that contains a neologism. In this example, NeoAMT actively searches the neologism, finds the new meaning of the word, and reduces the ambiguous meaning of the word successfully by looking up a dictionary.

**NeoAMT Instruction** You are a professional Chinese to English translator. Please translate the following text from Chinese to English. You must conduct reasoning inside <think> and </think> first.

[...]

<translation> final translation here </translation>.

**Input** Chinese text: 視頻來源：優兔

**Output** <think> Okay, I need to translate "視頻來源：優兔" from Chinese to English. Let's start by breaking down the sentence. "視頻" is "video", "來源" is "source" or "from". "優兔" is probably a proper noun, maybe a platform or a name. Wait, "優兔" could be "YouTu" or maybe it's a misspelling of "YouTube". Oh, right, YouTube's Chinese name is sometimes written as "优兔" or "YouTube". So "視頻來源：優兔" would be "Video source: YouTu" or "Video source: YouTube". But I should confirm if "優兔" is indeed YouTube. Let me check that.

<search>什么是優兔</search>

<information>

Doc 1(Title: Word: 優兔) 優兔Part-of-speech: name Etymology: Borrowed from English YouTube. Word senses: 1. (neologism) YouTube

Doc 2(Title: Word: 玉兔) 玉兔Part-of-speech: noun Word senses: 1. (Chinese mythology) The Jade Rabbit; alternative name for 月兔(yuètù, "the Moon Rabbit"). 2. (literary, figuratively) the moon

Doc 3(Title: Word: 優輝) 優(ゆう)輝(き) • (Yūki) Part-of-speech: name Word senses: 1. a male given name

Doc 4(Title: Word: 優也) 優(ゆう)也(や) • (Yūya) Part-of-speech: name Word senses: 1. a male given name

Doc 5(Title: Word: 大白兔) 大白兔Part-of-speech: noun Etymology: Sense #2 is influenced by "White Rabbit", a brand of milk candy in China. Word senses: 1. (literally) big white rabbit 2. (figurative, slang) big breast (that bounces/jumps up and down as the person moves around)

</information>

Okay, so "優兔" is mentioned as a neologism for YouTube. So the translation should be "Video source: YouTube". But maybe the original text is using "優兔" as the name, so perhaps it's better to keep it as "YouTu" or "You Tube". Wait, the search result says "優兔" is a borrowed term from YouTube. So the correct translation would be "Video source: YouTube". Alternatively, if they want to keep the original name, maybe "Video source: YouTu". But since the search says it's YouTube, I should go with that. So the final translation would be "Video source: YouTube". Let me check again. The original text is "視頻來源：優兔", so "源" is "video source" or "source of the video". "优兔" is YouTube. So the translation is "Video source: YouTube" or "Video source: YouTu". But according to the search, "优兔" is YouTube. So probably "Video source: YouTube". Yeah, that makes sense. </think>

<translation>Video source: YouTube</translation>

Table 20: Instruction, input and output of a **confirmation pattern** example when NeoAMT translates the Chinese text that contains a neologism. In this example, NeoAMT makes a correct assumption about the neologism, and use the search tool to find and verify the meaning of the word by looking up dictionary items.

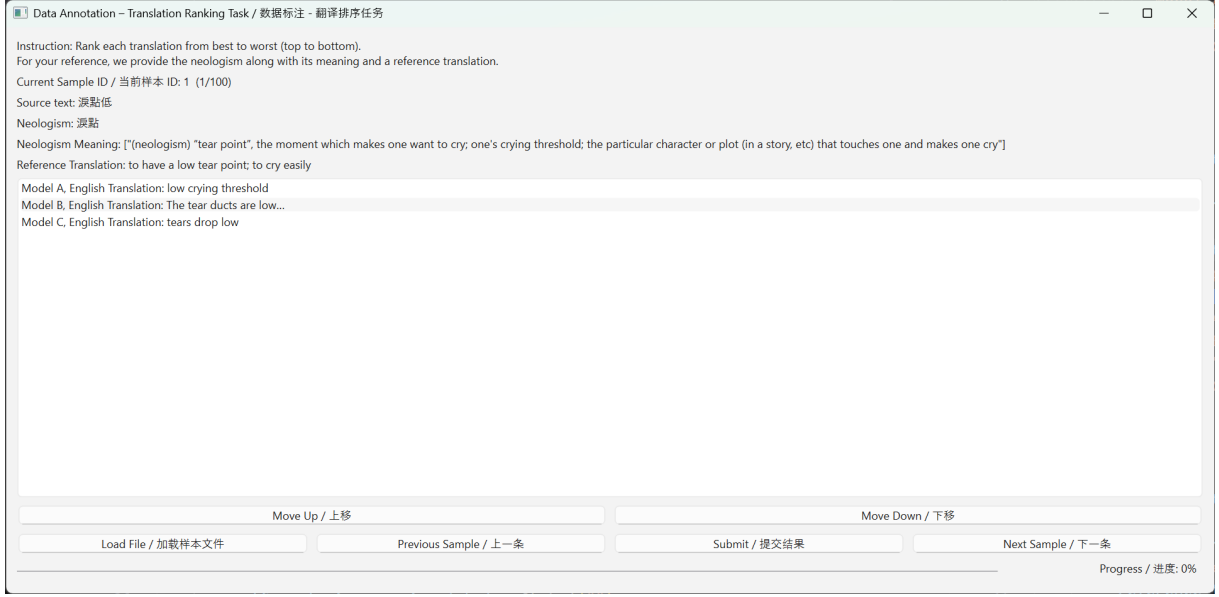


Figure 4: Screenshot of translation ranking annotation application.

#### Algorithm 5 Neologism Lem-Fuzzy Metric

**Require:** Source text  $x$ , generated translation  $\hat{y}$ , the set of corresponding spans of neologisms in  $y^{\text{ref}}$ :  $\mathcal{S}$ , lemmatization function  $\mathcal{L}$ , fuzzy matching function  $\mathcal{F}$ .

**Ensure:** Neologism lem-fuzzy score.

- 1: Initialize count:  $c \leftarrow 0$ .
- 2: Initialize the number of spans in  $\mathcal{S}$ :  $s = |\mathcal{S}|$ .
- 3: Lemmatize  $\hat{y}$  to obtain  $\hat{y}_l$ :  $\hat{y}_l \leftarrow \mathcal{L}(\hat{y})$ .
- 4: **for**  $s \in \mathcal{S}$  **do**
- 5:   Lemmatize  $s$  to obtain  $s_l$ :  $s_l \leftarrow \mathcal{L}(s)$ .
- 6:   **if**  $\mathcal{F}(s_l, \hat{y}_l)$  is true **then**
- 7:     Increment count  $c \leftarrow c + 1$ .
- 8:   **end if**
- 9: **end for**
- 10: **return** neologism lem-fuzzy score:  $c/s$ .

You are a professional {src\_lang} to {tgt\_lang} translator.

I will provide you with the part-of-speech and gloss information of some words. Please use this information to translate the sentence.

Word: {word}

Part-of-speech: {pos}

Glosses: {glosses}

Please conduct the reasoning process first, and subsequently present the finalized translation enclosed within the tags: <translation> final translation </translation>.

{src\_lang} text: {src\_text}.

Table 21: Translation prompt used to obtain translations of example sentences in the train set of Neko dataset. The model that we use for translation is gpt-5-2025-08-07.

## F.6 Ablation study of RAG

Neologism-specific scores of the RAG ablation study are shown in Table 27.

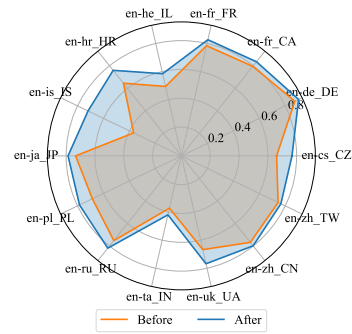


Figure 5: The comparison of XCOMET scores on the WMT24pp test dataset grouped by language pairs between before and after our training using the Neko dataset.



---

You are a professional word aligner.  
I will provide a translation pair along with the part-of-speech and gloss information for a specific word in {src\_lang}.  
Your task is to identify the corresponding word in {tgt\_lang}.  
{src\_lang} text: {src\_text}  
{tgt\_lang} text: {tgt\_text}  
{src\_lang} Word: {word}  
Part-of-speech: {pos}  
Glosses: {glosses}  
Please identify the corresponding word in the {tgt\_lang} text.  
Present the identified word enclosed within the tags: <aligned\_word> corresponding word </aligned\_word>

---

Table 22: The prompt that we use for finding the corresponding spans in the target sentences for the neologisms in the source sentences. The model that we use for finding alignments is gpt-5-2025-08-07.

Language code	# (val)	# (test)
zh-en	61	578
ru-en	4	38
fr-en	1	20
uk-en	2	17
ja-en	7	20
de-en	3	30
cs-en	-	6
pl-en	5	34

Table 23: The number of examples grouped by language pairs in the val and test split of the Neko dataset for the other-lang-to-English direction.

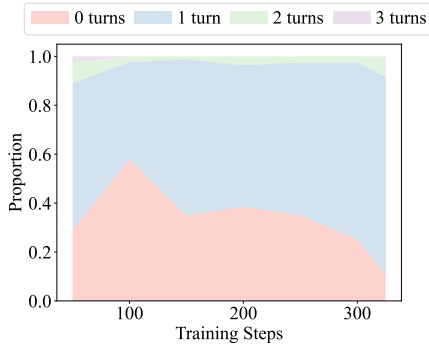


Figure 6: The change of the proportions about the search turns on the validation set over the course of training.

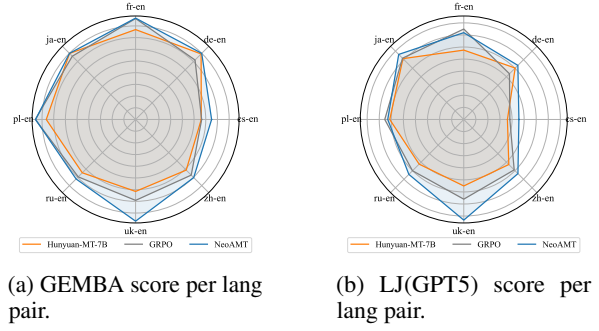


Figure 7: LLM-as-a-judge results grouped by language pairs.

Language pair: Number
en-is, en-ru, en-km, en-ha, en-de, en-ja, en-cs, en-uk, en-ta, en-pl, en-fr, en-he, en-zh, en-hr, en-ps: 603
fr-en, fr-is, fr-ru, fr-km, fr-ha, fr-de, fr-ja, fr-cs, fr-uk, fr-ta, fr-pl, fr-he, fr-zh, fr-hr, fr-ps: 18
zh-en, zh-is, zh-ru, zh-km, zh-ha, zh-de, zh-ja, zh-cs, zh-uk, zh-ta, zh-pl, zh-fr, zh-he, zh-hr, zh-ps: 68
de-en, de-is, de-ru, de-km, de-ha, de-ja, de-cs, de-uk, de-ta, de-pl, de-fr, de-he, de-zh, de-hr, de-ps, is-en, is-ru, is-km, is-ha, is-de, is-ja, is-cs, is-uk, is-ta, is-pl, is-fr, is-he, is-zh, is-hr, is-ps: 3

Table 24: The number of examples grouped by language pairs in the train split of the Neko dataset.

Source text	Model	Translation
「我一直在长草这部美剧啊，可惜太忙了没时间看。」	Qwen3-8B	"I've always wanted to watch the TV series 'The Office,' but I've been too busy to watch it."
	Hunyuan-MT-7B	"I've been wanting to watch that amazing TV series 'Grass' for a long time, but unfortunately I'm too busy to find the time to watch it."
	NeoAMT	I've been really looking forward to this American TV show all along, but unfortunately, I've been too busy to watch it.
lol娘	Qwen3-8B	Lo娘
	Hunyuan-MT-7B	lol娘
	NeoAMT	Lolita girl
自己都会笑称自己系一个「铁胶」	Qwen3-8B	One would even laughingly call oneself a "steel glue"
	Hunyuan-MT-7B	I even joke with myself about being a "glue stick" (a person who gets stuck to things easily).
	NeoAMT	One would jokingly call oneself a 'railfan'.
放黑枪	Qwen3-8B	Fire a shot in the dark
	Hunyuan-MT-7B	Draw the black gun.
	NeoAMT	to launch a covert attack

Table 25: Case studies.

MODEL	XCOMET	METRICX-24
<i>General Purpose LLMs</i>		
Llama-3.1-8B-Instruct	78.81	6.6
Aya-23-8B	79.27	6.3
Aya-expanse-8B	81.09	5.8
Qwen3-8B	81.12	5.7
Qwen3-14B	83.36	5.6
Qwen3-32B	83.33	5.2
GPT-OSS-20B	81.39	5.8
<i>Translation-Specific LLMs</i>		
ALMA-R-7B	79.11	6.1
MT-R1-Zero-7B-Mix	79.86	6.0
X-ALMA	82.88	5.4
TowerInstruct-7B-v0.2	78.03	6.6
mExTrans-7B	80.81	5.7
Hunyuan-MT-7B	82.36	5.2
<i>Qwen3-8B</i>		
SFT	80.60	5.6
RAG	75.42	6.7
GRPO	82.30	5.5
NeoAMT	<b>83.42</b>	<b>5.1</b>

Table 26: Main results of XCOMET and MetricX-24.

MODEL	EXACT	FUZZY	LEM-EXACT	LEM-FUZZY
Qwen3-4B + RAG	30.95	27.72	34.58	31.22
NeoAMT-4B	17.63	19.11	20.05	21.53
Qwen3-8B + RAG	23.68	23.14	26.64	25.43
NeoAMT-8B	22.34	26.24	25.84	28.67

Table 27: Neologism-specific scores about the RAG ablation study.