

MHRC-Bench: A Multilingual Hardware Repository-Level Code Completion benchmark

Qingyun Zou¹, Jiahao Cui¹, Nuo Chen¹, Bingsheng He¹, Weng-Fai Wong¹

¹National University of Singapore
qingyunzou@u.nus.edu

Abstract

Large language models (LLMs) have achieved strong performance on code completion tasks in general-purpose programming languages. However, existing repository-level code completion benchmarks focus almost exclusively on software code and largely overlook hardware description languages. In this work, we present **MHRC-Bench**, consisting of **MHRC-Bench-Train** and **MHRC-Bench-Eval**, the first benchmark designed for multilingual hardware code completion at the repository level. Our benchmark targets completion tasks and covers three major hardware design coding styles. Each completion target is annotated with code-structure-level and hardware-oriented semantic labels derived from concrete syntax tree analysis. We conduct a comprehensive evaluation of models on MHRC-Bench-Eval. Comprehensive evaluation results and analysis demonstrate the effectiveness of MHRC-Bench.

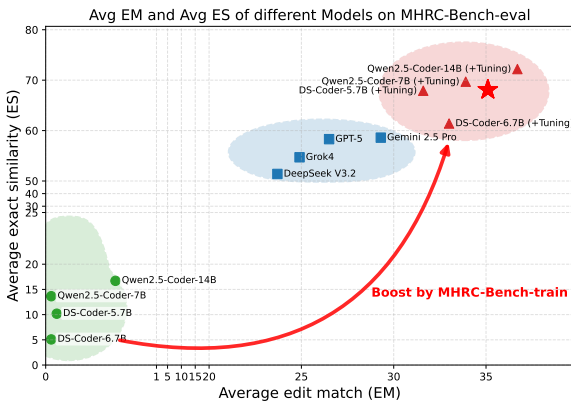


Figure 1: Average EM and ES comparison of different LLMs on the MHRC-Bench-Eval benchmark.

1 Introduction

Recent advancements in large language models (LLMs) have led to significant progress in code-

related tasks such as code understanding, generation, and completion (Liu et al., 2023; Nam et al., 2024; Liu et al., 2024a; Pan et al., 2024; Raihan et al., 2025; Yang et al., 2024).

These models, trained on vast datasets encompassing both natural language and source code, have demonstrated remarkable proficiency in modeling programming languages as structured sequences and predicting logical code continuations (Liang et al., 2024; Li et al., 2025; Guo et al., 2024; Hui et al., 2024; Liu et al., 2024b; Abedu et al., 2025; Hua et al., 2025). Consequently, LLM-based code completion has emerged as a valuable tool in real-world software development environments.

More recently, research efforts have shifted toward repository-level code completion, where models are required to leverage cross-file information such as imports, symbol definitions, and project structure. Wang et al. (2024) train a dedicated retriever to identify and retrieve relevant code fragments that can be incorporated into LLM-based code completion. In a complementary direction, Deng et al. (2025) equip LLMs with external tool APIs to more effectively utilize repository-level context during the code completion process. While recent work has explored Verilog code completion (Wu et al., 2025b; Allam and Shalan, 2024), existing benchmarks remain narrowly focused on a single hardware language. Inspired by Liu et al. (2025b), we propose **MHRC-Bench**, the first multilingual repository-level benchmark for hardware code completion, consisting of **MHRC-Bench-Train** and **MHRC-Bench-Eval**.

Using the MHRC-Bench-Train dataset to fine-tune code LLMs, we observe that billion-scale *fine-tuned models* such as *Qwen2.5-Coder-7B* achieve substantially higher EM and ES scores than their pretrained counterparts, whose EM is nearly zero on hardware code completion tasks. After fine-tuning, these models also outperform larger general-purpose models, including GPT-5, Grok-4,

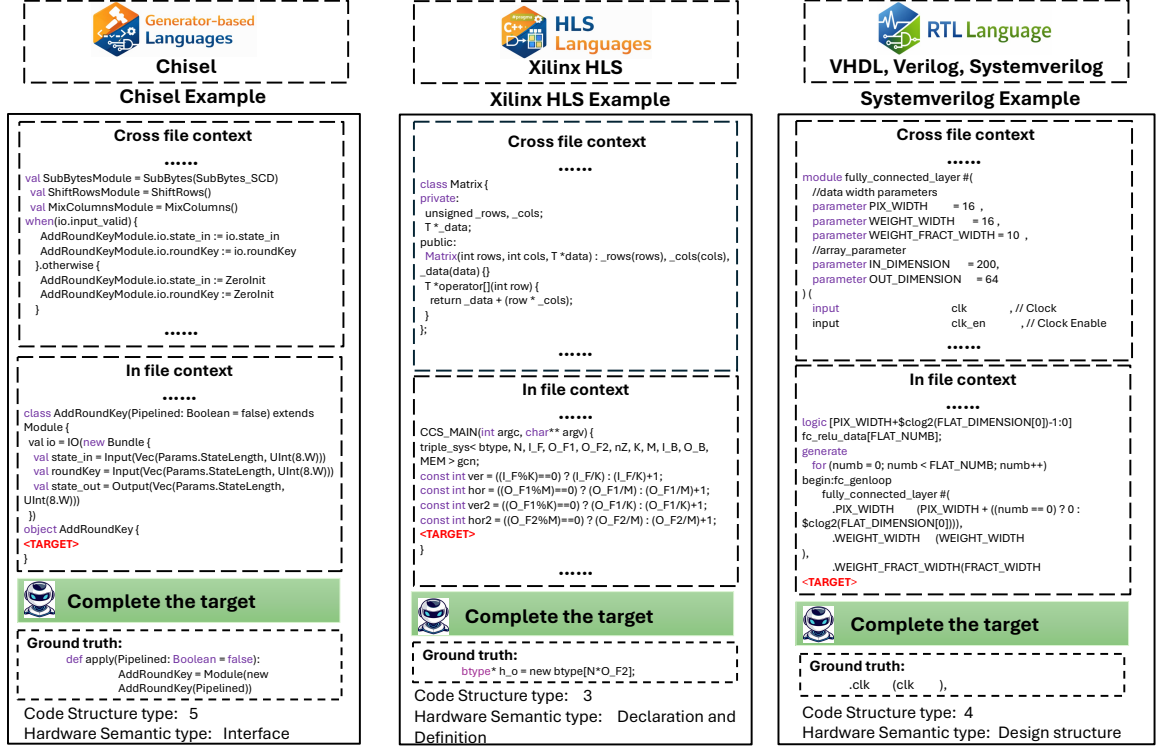


Figure 2: **Overview of our hardware code completion benchmark across multiple hardware description paradigms.** We present three representative examples from generator-based hardware construction languages (e.g., Chisel), high-level synthesis (HLS) languages (e.g., Xilinx HLS), and Register-Transfer Level (RTL) design languages (SystemVerilog). For each example, both in-file and cross-file contexts are provided, with the completion target explicitly marked. Models are required to predict the correct completion given the provided contexts, where “<TARGET>” indicates the completion position. More examples are introduced in Appendix A.10

Gemini 2.5 Pro, and *DeepSeek V3.2*, as shown in Figure 1. This demonstrates that MHRC-Bench-Train effectively enhances the hardware code completion capabilities of smaller-scale code LLMs.

As shown in Figure 2, MHRC-Bench covers three main categories of hardware programming languages. To enable fine-grained analysis of LLM performance on hardware code completion, MHRC-Bench-Eval introduces two annotation levels: code-structure and hardware semantics. At the code-structural level, source files are parsed into concrete syntax trees (CSTs) using tree-sitter, and completion targets are assigned to depth-based buckets according to the enclosing CST node, capturing structural complexity. At the hardware-semantic level, code is categorized into nine subcategories, enabling detailed evaluation across diverse hardware semantics.

The benchmark and related code are publicly available. The contributions are summarized as follows:

- We introduce **MHRC-Bench-Eval**, the first large-scale *multilingual repository-level hardware*

code completion benchmark, covering three major hardware programming paradigms across the hardware design flow. The benchmark provides both *code-structure-level* and *hardware-semantic-level* annotations derived from syntax tree analysis.

- We construct **MHRC-Bench-Train**, a training dataset designed to enhance repository-level hardware code completion. Fine-tuning on MHRC-Bench-Train leads to substantial performance gains, even enabling smaller open-weight models to outperform strong commercial baselines.
- We conduct comprehensive evaluations across a wide range of models, including commercial LLMs and open-source code LLMs, as well as state-of-the-art retrieval-based methods. Our analysis reveals key performance trends and insights into LLM behavior in hardware code completion.

2 Related Works and Background

2.1 Repository-level Code Completion.

Recent repository-level code completion methods (Deng et al., 2025; Li et al., 2025; Liu et al., 2024b; Liang et al., 2024; Liu et al., 2025d; Wu et al., 2025b; Wang et al., 2024; Zhang et al., 2025) aim to retrieve related code snippets across files within a repository, where existing datasets mainly focus on software engineering task. For example, M2RC-Eval (Liu et al., 2025b) supports Java, Python and so on these related software codes completion.

2.2 LLM for EDA.

Recent advancements in applying large language models (LLMs) to electronic design automation (EDA) tasks, such as RTL/HLS code generation and hardware verification, have shown significant promise. Notable studies in NLP venues include SynC-LLM (Liu et al., 2025c), which uses diffusion models and LLM prompting to generate realistic digital circuits, improving downstream EDA model performance. Wu et al. (2025a) introduces a multi-agent LLM system that enhances the reliability of multi-step EDA tool flows. DeepRTL2 (Liu et al., 2025e) showcases LLMs’ versatility in RTL generation and embedding-based tasks, setting new benchmarks. Lastly, AssertionBench (Pulavarthi et al., 2025) presents a benchmark for Verilog designs and assertion generation, highlighting progress and areas for improvement. These studies demonstrate the growing impact of LLMs in automating hardware design. However, these works only focus on kernel-level code rather than repository-level codes and only concentrate on one hardware design language.

3 Dataset

3.1 Data Collection

We collect hardware design repositories from GitHub under permissive open-source licenses (e.g., MIT), created after 2000 and with more than five GitHub stars. Repositories with copyleft or restrictive licenses (e.g., GPL) are excluded. To avoid data leakage, we remove files located in common vendor or dependency directories. Also, we ensure dataset uniqueness by removing exact duplicate repositories. The resulting corpus contains 47,175 source files written in Chisel, SystemVerilog, Verilog, HLS C/C++, and VHDL, drawn from 584 distinct repositories

Table 1: Comparison with repository-level hardware code datasets. Lang indicates languages, FG indicates fine-grained annotation.

Benchmark	Lang	FG	Target	Samples
RTL-Repo	RTL	×	Single-line	4098
Ours	RTL, HLS, Generator	✓	Single & Multi-line	47,175

3.2 Dataset Comparison

Language scope. As shown in Table 1 and Figure 2, we select Verilog/SystemVerilog, VHDL, High Level Synthesis, and Chisel to construct our dataset, as they cover three complementary categories:

- *Register Transfer Level (RTL) based hardware description languages.* They provide cycle-accurate and explicitly timed hardware descriptions including Verilog/SystemVerilog and VHDL. SystemVerilog and Verilog share similar grammatical structures, whereas VHDL differs significantly. Therefore, we group Verilog and SystemVerilog together (V/SV);
- *High-Level Synthesis (HLS) languages.* They describe hardware behavior using C/C++ like abstractions augmented with synthesis directives such as Xilinx HLS C/C++ and SystemC;
- *Generator-based hardware construction languages.* They enable parameterized and programmable generation of RTL designs such as Chisel.

Compared with existing hardware repository-level benchmark-RTL-Repo (Allam and Shalan, 2024), MHRC-Bench enables a comprehensive evaluation of LLMs across different abstraction levels, programming styles, and domain-specific constraints in hardware-oriented code completion.

3.3 Dataset Quality Control.

The selection of completion targets is critical to the quality and reliability of a code completion benchmark. Accordingly, we adopt the following rules to identify and select target code locations.

Syntactically complete. Prior work (Ding et al., 2023) often selects random character spans as completion targets, which may break syntactic integrity. In contrast, recent studies (Liu et al., 2025b) show

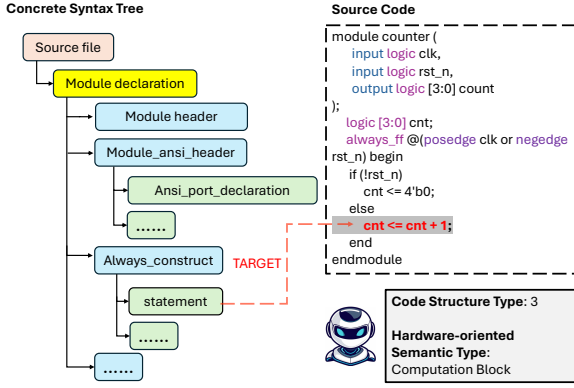


Figure 3: Illustration of fine-grained completion target annotation in our benchmark. Completion targets are identified by aligning source code positions with Tree-sitter CST nodes and labeled with structure depth and hardware-oriented semantic categories.

that developers expect LLMs to generate syntactically complete code units (e.g., full lines or blocks). Following this insight, MHRC-Bench-Eval uses tree-sitter¹ to parse each file into a concrete syntax tree and randomly selects a syntactic node as the completion target, using its exact source span as the ground-truth output.

Data Independence and Inference difficulty. To ensure data independence and inference difficulty: (1) The repositories and files used for the training, validation, and test sets are mutually exclusive, with no overlap. (2) We ensure that 40% of completion targets are between 2 and 5 lines inclusive. (3) The target code should not exclusively include whitespace, debug message and comments. (4) For each file, we select exactly one target position.

3.4 Dataset Statistics

Training, Validation, and Test Dataset Splits. To prevent data leakage, the training, validation, and test sets are constructed from disjoint repositories, ensuring that no repository appears in more than one split. This repository-level separation avoids sharing context across splits and enables a fair evaluation of generalization. The sizes of the training, validation, and test sets are shown in Table 2.

Cross-file Dependencies. A key distinction between repository-level code generation and single-file code generation lies in the presence of cross-file dependencies. To quantify this structural complexity, we measure the average number of cross-file dependencies per task across different hardware description languages, as shown in Table 2. The

Table 2: Dataset statistics of MHRC-Bench. Val means validation. Cross-file means cross-file dependencies. Every column lists its numbers of completion targets.

Language	Repos	Train	Val	Test	Cross-file
Chisel	48	2,573	119	319	3.12
Verilog/SV	247	25,586	107	492	4.02
VHDL	239	13,039	104	491	4.34
HLS	50	3,766	123	456	5.85

results indicate that the average dependency count is consistently greater than one, demonstrating that resolving references across multiple files is common and essential. This highlights the importance of modeling cross-file context for realistic hardware code completion tasks. The procedure for computing cross-file dependencies is described in Appendix A.1.

3.5 Dataset Categories

To better analyze LLM’s performance in a fine-grained manner, we further provide two types of fine-grained annotations include code structural level and hardware semantic level) for each completion target as shown in Figure 3.

Code structural level. We first parse the source code into a concrete syntax tree (CST). From the CST, we select syntactically complete nodes as candidate target code regions for completion. For each selected node, we get its depth in the tree, which reflects its structural granularity within the program. Then we divide each tree into M buckets based on the depth degree of the concrete syntax tree. we set M to 5 in MHRC-Bench-Eval.

Hardware semantic level. We categorize the target code regions according to the hardware design and verification flow in Table 3, which broadly consists of design coding and testbench-based verification. Unlike software programs, where execution is inherently sequential, hardware code describes a parallel architecture or circuit with explicit structural, temporal, and interface semantics. This fundamental difference motivates a hardware-specific categorization of completion targets.

For design coding, we divide the target code into the following categories: *Design Structure*, *Declaration and Definition*, *Storage Block*, *Computation Block*, *Control Flow Block*, and *Interface*. These categories capture the key aspects of hardware design, ranging from structural hierarchy and state storage to data-path computation, control logic, communication interfaces.

¹<https://github.com/tree-sitter/tree-sitter>

Table 3: Hardware-oriented semantic categories with language-specific representative constructs.

Category	SystemVerilog / Verilog	VHDL	Chisel	HLS C/C++
Design Structure	"module", "package"	"entity", "architecture"	"Module", "Bundle"	"Top Function", "Kernel"
Declaration and Definition	"wire", "reg"	"signal", "generic"	"IO", "Wire"	"Function Signature"
Storage Block	"reg", "always_ff"	"clocked signal", "process"	"Reg", "Mem"	"Array", "hls::stream"
Computation Block	"Arithmetic Op", "Bit Slice"	"Arithmetic Op", "Type Conversion"	"Arithmetic Op", "Mux"	"Arithmetic Expression", "Array Access"
Control Flow Block	"always", "if"	"process", "if"	"when", "switch"	"for loop", "if"
Interface	"Port List", "Ready/Valid"	"Port Map", "Component Instantiation"	"Decoupled", "Valid"	"AXI Interface", "Stream Interface"
Property and Assertion Specification	"assert", "property"	"assert", "PSL"	"assert"	"assert", "check"
Testbench Stimulus and Environment	"initial", "always"	"process", "wait"	"poke", "step"	"testbench loop"
Monitoring and Checking Logic	"display", "error"	"report", "assert"	"expect"	"golden check"

In addition, we explicitly model verification code, which plays a critical role in hardware development but is largely absent in software benchmarks. We further decompose the verification code into several sub-types, including *Property and Assertion Specification*, *Testbench Stimulus and Environment Modeling*, and *Monitoring and Checking Logic*. These sub-types collectively describe how correctness properties are specified and how its behavior is observed and validated during simulation or formal verification. The distribution of hardware semantic categories is presented in Appendix A.2.

4 Experiments

4.1 Evaluation Models and Metrics

Code model. We evaluate Code LLMs of different scale. The evaluated models include DeepSeek-Coder-MQA-5.7B (Guo et al., 2024), DeepSeek-Coder-base-6.7B (Guo et al., 2024), Qwen2.5-Coder-3B-base (Hui et al., 2024), Qwen2.5-Coder-7B-base (Hui et al., 2024) and Qwen2.5-Coder-14B-base (Hui et al., 2024).

Common model. We evaluate commercial models including GPT-5 (Leon, 2025), Gemini 2.5 Pro (Comanici et al., 2025), Grok4 (Adinath and IS, 2025), and Deepseek V3.2 (Liu et al., 2025a).

Metrics. We compare the generated code with the reference and compute the exact match (EM), edit similarity (ES) and Bilingual Evaluation Understudy (BLEU) following (Liu et al., 2025b; Zhang et al., 2023). Their detailed implementations are defined in A.3

4.2 Experimental Setup

Baseline. We provide the model only with the file that contains the completion cursor. Without explicit inter-file context, the model must depend on its pretrained ability to produce the completion.

Tuning. To further improve the performance of repository-level code completion, we fine-tune

code LLMs on training dataset supervised fine-tuning (SFT) with detailed configuration in Appendix A.3.

Retrieval Framework. There are many different repository-level code completion methods including RepoCoder (Zhang et al., 2023), GraphCoder (Liu et al., 2024b), and RLCoder (Wang et al., 2024). We evaluate these frameworks with different models on MHRC-Bench-Eval. The total input window is fixed at 2,048 tokens for retrieved context and local context for all the models.

4.3 Main Results

Table 4 shows the evaluation results of base models and fine-tuned models in different hardware languages. Prior to supervised fine-tuning (SFT), all models achieve nearly zero EM scores, reflecting the difficulty of repository-level hardware code completion for base models. After fine-tuning on our dataset, the performance of all models improves substantially, with fine-tuned variants significantly outperforming their base models. Overall, the post-trained Qwen2.5-Coder-14B consistently outperforms Qwen2.5-Coder-7B, which in turn achieves better performance than DS-Coder-6.7B and DS-Coder-5.7B, and substantially surpasses Qwen2.5-Coder-3B. We detail how SFT improves model performance in Appendix A.4.

Table 5 reports the evaluation results of different retrieval methods. With the exception of GraphCoder, all retrieval approaches consistently improve model performance across multiple hardware languages. The reasons for GraphCoder’s inferior performance are discussed in Appendix A.5. Among the evaluated retrieval methods, RLCoder achieves the strongest overall performance. When comparing models using the same retrieval strategy, Gemini 2.5 Pro attains the best overall results, while GPT-5 exhibits better performance on specific metrics, including EM and BLEU for

Model	Chisel			V/SV			VHDL			HLS		
	EM	ES	BLEU	EM	ES	BLEU	EM	ES	BLEU	EM	ES	BLEU
Qwen2.5-Coder-3B	0.0	7.9	5.4	0.2	7.9	2.8	0.0	6.6	2.9	0.0	5.5	4.1
+Tuning	24.8	54.3	50.6	34.8	65.5	56.5	28.2	59.1	60.2	33.1	55.0	55.7
Qwen2.5-Coder-7B	0.0	14.8	4.9	0.0	12.7	3.3	0.0	13.0	3.8	0.2	14.1	4.5
+Tuning	26.6	66.7	56.6	39.0	70.8	60.1	34.5	71.9	64.9	35.5	69.5	58.3
Qwen2.5-Coder-14B	0.0	16.5	6.9	1.0	18.5	7.5	0.4	15.8	5.7	1.1	16.0	6.3
+Tuning	31.3	68.9	59.6	41.9	74.4	64.2	35.3	73.8	67.7	38.2	71.5	61.3
DS-Coder-5.7B	0.0	13.2	3.7	0.4	8.8	2.6	0.0	9.0	3.2	0.0	9.7	2.8
+Tuning	24.8	61.2	50.1	37.6	71.7	61.0	30.7	71.1	63.0	33.1	67.7	55.9
DS-Coder-6.7B	0.0	5.4	3.4	0.2	5.7	2.5	0.0	5.6	2.6	0.0	3.6	2.2
+Tuning	25.7	56.5	52.6	37.8	67.4	61.2	31.5	61.1	63.9	36.8	60.4	58.2

Table 4: Exact Match (EM %), Edit Similarity (ES %), and BLEU scores % across different hardware description languages after fine-tuning for code LLMs.

Model	Retrieval Method	Chisel			V/SV			VHDL			HLS		
		EM	ES	BLEU	EM	ES	BLEU	EM	ES	BLEU	EM	ES	BLEU
GPT-5	No RAG	24.8	56.7	45.9	34.5	60.9	49.5	15.4	52.0	41.7	31.4	63.7	55.3
	RepoCoder	27.6	59.6	49.9	35.4	61.3	50.2	16.7	54.1	43.5	34.4	63.9	55.5
	GraphCoder	13.9	44.2	36.4	15.7	40.1	31.8	7.5	35.7	29.0	24.9	49.5	41.1
	RLCoder	27.8	60.2	50.3	36.2	61.7	51.4	17.4	55.3	45.7	36.9	72.9	60.1
Gemini 2.5 Pro	No RAG	33.2	59.9	49.8	33.2	59.9	49.8	16.3	50.8	41.4	34.6	63.8	57.3
	RepoCoder	33.7	61.7	54.7	34.8	59.6	50.5	18.0	52.3	42.3	39.4	65.3	59.1
	GraphCoder	13.3	50.8	44.0	22.2	50.5	43.2	9.1	45.0	39.8	29.1	57.8	50.8
	RLCoder	34.6	63.2	55.1	35.3	60.2	51.3	19.2	53.7	43.5	41.2	66.9	60.2
Grok4	No RAG	22.4	53.7	42.1	31.4	56.8	46.7	14.3	47.8	36.3	31.6	60.5	52.3
	RepoCoder	23.8	54.7	44.3	32.0	56.1	45.5	15.7	49.3	37.4	32.3	61.1	53.7
	GraphCoder	12.7	35.4	30.5	16.5	38.1	31.8	8.1	35.3	30.3	18.0	38.8	33.1
	RLCoder	25.6	55.2	43.1	33.4	57.2	47.9	16.8	51.2	38.2	33.3	62.2	61.3
Deepseek V3.2	No RAG	22.6	51.2	39.8	28.7	54.1	42.2	13.3	43.0	30.0	30.3	57.3	49.5
	RepoCoder	23.2	52.1	41.6	28.3	52.6	40.7	14.2	42.8	29.2	33.3	57.9	50.8
	GraphCoder	9.3	39.5	32.8	15.1	39.1	32.1	9.9	39.1	33.0	22.7	47.9	40.3
	RLCoder	24.3	53.1	40.2	29.4	45.1	42.4	14.2	43.6	31.3	34.3	59.2	51.0

Table 5: EM %, ES %, and BLEU scores % with different retrieval methods across hardware description languages.

V/SV, as well as ES and BLEU for VHDL.

Table 6: Models’ CodeBLEU (%) across hardware description languages. CodeBLEU calculation is introduced in Appendix A.6.

Model	Chisel	V/SV	VHDL	HLS
Qwen2.5-Coder-7B	14.8	22.9	22.2	21.0
+ Tuning	49.3	54.2	56.3	52.7
GPT-5 (No RAG)	42.7	45.9	41.2	51.0

Comparison between pretrained and fine-tuned models show that fine-tuned models consistently achieve higher EM, ES, and BLEU scores than larger, general-purpose models with substantially more parameters. For example, Qwen2.5-Coder-14B, after fine-tuning on our dataset, outperforms GPT-5, Grok-4, and DeepSeek V3.2 across all hardware languages, and surpasses Gemini 2.5 Pro in all

cases except Chisel. These results demonstrate that our training dataset effectively enhances the hardware code completion capability of code LLMs, even with a smaller model scale.

4.4 Experimental Analysis

4.4.1 Analysis on CodeBLEU and Compilation rate.

CodeBLEU (Ren et al., 2020) evaluates code generation quality by considering not only surface-level n-gram overlap but also syntactic parsability and semantic consistency. In Table 6, we report CodeBLEU scores across four hardware description languages. In addition, Table 7 presents the compilation success rates for different languages. Together, these results show that fine-tuning substantially improves the performance of Qwen2.5-Coder-7B.

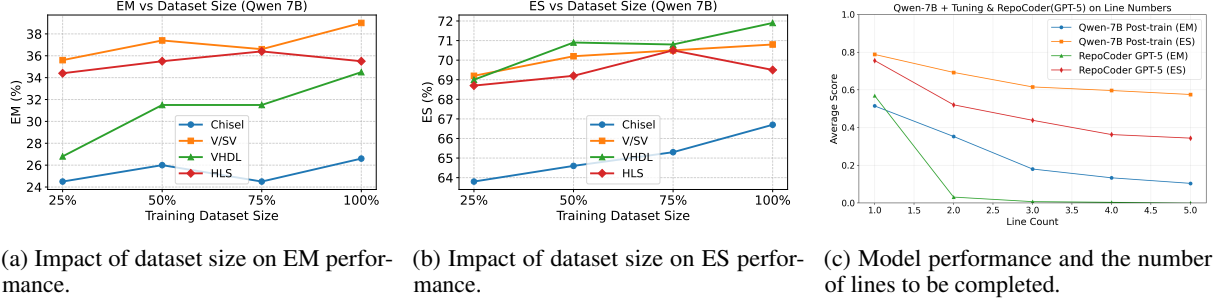


Figure 4: Impact of training data scale and completion length on hardware code completion.

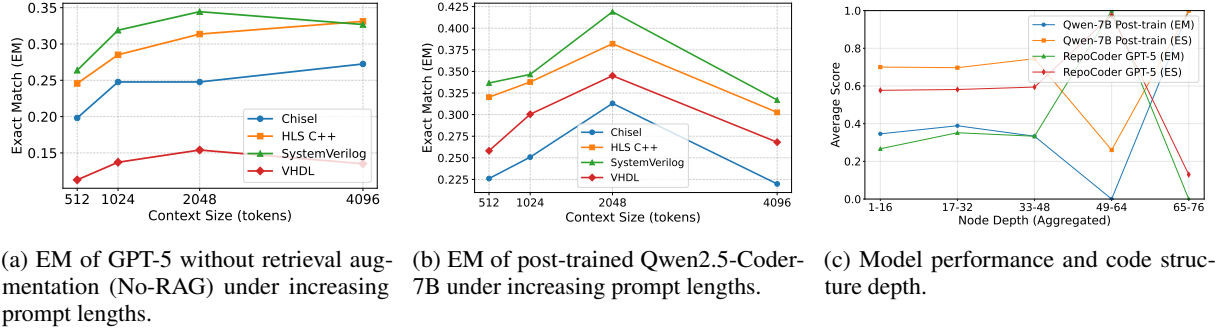


Figure 5: Effects of context length and code structure depth on hardware code completion.

Table 7: Models’ compilation rate (%) across hardware description languages. The procedure for computing the compilation rate is described in Appendix A.7.

Model	Chisel	V/SV	VHDL	HLS
Qwen2.5-Coder-7B	0.0	0.2	0.0	0.2
+ Tuning	28.8	40.7	35.2	37.7
GPT-5 (No RAG)	27.0	36.4	18.9	34.6

4.4.2 Analysis on different training data sizes.

In Figure 4, we study the effect of training dataset size on model performance. Specifically, we randomly sample 25%, 50%, 75%, and 100% of the training data to fine-tune Qwen2.5-Coder-7B-base. Evaluation on the test set shows a clear and consistent performance improvement as the training data size increases for most languages, indicating that larger and more informative datasets lead to stronger completion capabilities. An exception is observed for HLS from 75% to 100%, which is closely related to C/C++. The pretrained model already exhibits strong prior knowledge in HLS-style C/C++ code. Additional fine-tuning data may introduce distributional shifts that interfere with this prior, resulting in negative transfer. Overall, these results further validate the effectiveness and scalability of our dataset.

4.4.3 Analysis on different lines.

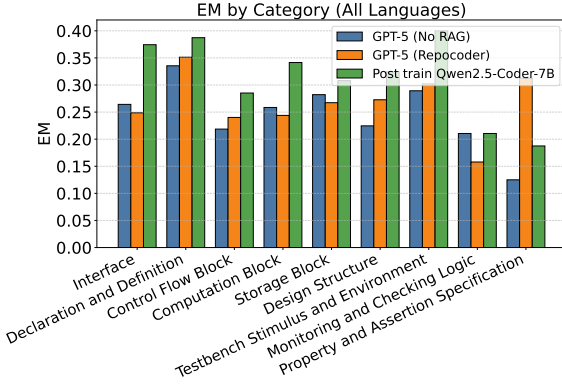
As shown in Figure 4c, post-trained Qwen2.5-Coder-7B and GPT-5 can effectively complete tasks involving a small number of lines. However, as the number of lines to be completed increases, the scores of the generated code gradually decline. This indicates that completing multi-line code remains a challenge for code LLMs.

4.4.4 Analysis on the prompt length.

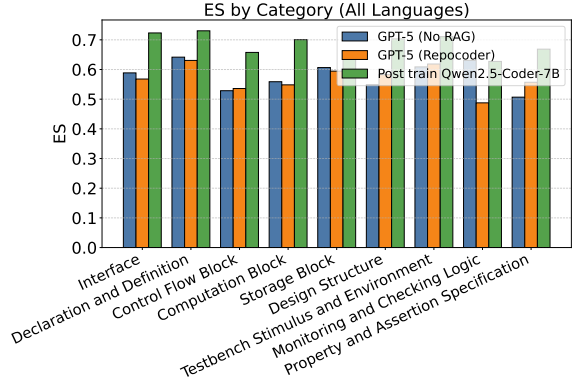
For a fair comparison across models, we set the default prompt length to 2048 tokens. Nevertheless, varying the prompt length leads to different performance trends for both fine-tuned and general-purpose models, as illustrated in Figure 5. We therefore evaluate prompt lengths of 512, 1024, 2048, and 4096 tokens. The results show that GPT-5 achieves consistently higher EM performance at 2048 and 4096 tokens than at shorter prompt lengths. In contrast, the fine-tuned Qwen2.5-Coder-7B performs better at 2048 tokens than at 4096 tokens. Based on these observations, we adopt 2048 tokens as the input prompt length, which provides strong and stable performance across models.

4.4.5 Analysis on code structural levels.

As mentioned in 3.5, we categorize our test cases into five types according to node depths in the concrete syntax tree. As shown in Figure 5c, We



(a) EM performance of different categories.



(b) ES performance of different categories.

Figure 6: Performance of GPT-5 and post-trained Qwen2.5-Coder-7B across hardware semantic categories.

present the performance of post-trained Qwen2.5-Coder-7B-base and GPT-5 on the test set across these different structural levels, and we observe that as the structural level decreases, the performance of LLM may either improve or degrade depending on the structure granularity, which is different from software shown in Liu et al. (2025b) where performance decreases consistently with increasing structural levels. For detailed performance across node types, please refer to Appendix A.8.

4.4.6 Analysis on hardware semantic levels.

Mentioned in section 3.5, we categorize the nodes within the concrete syntax tree into nine primary semantic levels based on their semantic characteristics, and we provide the performance of post-trained Qwen2.5-Coder-7B-base and GPT-5 for these various semantic levels across multilingual languages on the test set, as illustrated in Figure 6a and 6b. Notably, we observe significant performance disparities across different semantic levels. Specifically, models show superior performance on “Declaration and Definition”, while exhibiting lower efficacy on “Control Flow Block”. This suggests that current code LLMs are proficient at completing tasks related to variable definitions and references, yet their capacity to handle complex codes are limited. Appendix A.9 details performance on different language’s semantic types.

4.5 Key Observations

Performance varies significantly across hardware languages. Model performance differs substantially across hardware description languages. SystemVerilog/Verilog and HLS consistently achieve the best performance across all evaluated LLMs, whereas VHDL exhibits the lowest.

This gap highlights the uneven maturity of LLMs in handling different hardware design paradigms.

Post-training is critical for improving hardware code completion. Post-training substantially enhances LLM performance on hardware code completion tasks. After fine-tuning on MHRC-Bench-train, code models show significant improvements over their base models and are able to surpass several general-purpose models. This demonstrates the effectiveness of targeted post-training for hardware-oriented tasks.

Similarities between hardware and software code: (1) Increasing the target length consistently degrades performance for both hardware and software code completion tasks. (2) LLMs perform well on identifier-level generation in both domains, indicating strong lexical and naming capabilities.

Differences between hardware and software code. (1) Structural sensitivity: For software code, deeper concrete syntax tree (CST) structures often correlate with improved LLM performance (Liu et al., 2025b). In contrast, for hardware code, increasing structural complexity typically leads to performance degradation. (2) Prompt length sensitivity. Increasing prompt length generally benefits software code completion, whereas for hardware code it yields limited or inconsistent gains (from 2048 to 4096 tokens), reflecting the greater difficulty of reasoning about hardware semantics.

Inappropriate retrieval can degrade performance. Retrieval-augmented methods are not always beneficial. We observe that retrieving irrelevant or noisy information can harm model performance, as exemplified by GraphCoder. This highlights the importance of retrieval quality and task-aware retrieval strategies.

Conclusion

We present MHRC-Bench, the first multilingual, repository-level benchmark for hardware code completion, covering RTL, HLS, and generator-based hardware languages across both design and verification stages. By introducing fine-grained annotations at the code-structure and hardware-semantic levels, MHRC-Bench enables detailed analysis of LLM behavior in hardware-oriented settings. Extensive experiments show that post-training on MHRC-Bench-Train substantially improves hardware code completion performance, allowing relatively small open-weight models to outperform strong commercial baselines. Our findings highlight fundamental differences between hardware and software code completion and establish MHRC-Bench as a valuable resource for advancing LLMs in hardware design automation.

Limitations

First, while MHRC-Bench covers multiple major hardware description paradigms, it does not yet include analog/mixed-signal or low-level physical design languages. Second, our evaluation focuses on textual similarity metrics, which may not fully capture functional correctness of generated hardware code. Third, MHRC-Bench does not cover analog/mixed-signal and physical design languages but mainly digital hardware description languages. Addressing these limitations is an important direction for future work.

Ethics Statement

MHRC-Bench is constructed entirely from publicly available GitHub repositories released under permissive open-source licenses (e.g., MIT, BSD, Apache). Repositories with restrictive or copyleft licenses are excluded, and duplicate repositories and vendor/dependency directories are removed. The dataset contains only source code and does not intentionally include personal or private information. MHRC-Bench covers multiple hardware languages and abstraction levels to reduce evaluation bias, though it reflects the distribution of open-source hardware projects and may not represent proprietary practices. The benchmark is intended solely for research on hardware code completion and model evaluation. Generated code should not be deployed without proper human review, simulation, and verification.

While the proposed system automates aspects of hardware design, we recognize that AI-generated design suggestions should always be validated by domain experts before deployment in safety-critical or commercial environments. We encourage responsible use and open scientific collaboration. Also, we use ChatGPT to polish our paper writing.

References

- Samuel Abedu, Laurine Menneron, SayedHassan Khatonabadi, and Emad Shihab. 2025. Repochat: An llm-powered chatbot for github repository question-answering. In *2025 IEEE/ACM 22nd International Conference on Mining Software Repositories (MSR)*, pages 255–259. IEEE.
- DR Adinath and Smiju IS. 2025. Chatgpt-5 and grok-4: A comparative analysis of advancements in nlp. *Available at SSRN 5547358*.
- Ahmed Allam and Mohamed Shalan. 2024. Rtl-repo: A benchmark for evaluating llms on large-scale rtl design projects. In *2024 IEEE LLM Aided Design Workshop (LAD)*, pages 1–5. IEEE.
- Gheorghe Comanici, Eric Bieber, Mike Schaeckermann, Ice Pasupat, Naveen Sachdeva, Inderjit Dhillon, Marcel Blistein, Ori Ram, Dan Zhang, Evan Rosen, and 1 others. 2025. Gemini 2.5: Pushing the frontier with advanced reasoning, multimodality, long context, and next generation agentic capabilities. *arXiv preprint arXiv:2507.06261*.
- Le Deng, Xiaoxue Ren, Chao Ni, Ming Liang, David Lo, and Zhongxin Liu. 2025. Enhancing project-specific code completion by inferring internal api information. *IEEE Transactions on Software Engineering*.
- Yangruibo Ding, Zijian Wang, Wasi Ahmad, Hantian Ding, Ming Tan, Nihal Jain, Murali Krishna Ramanathan, Ramesh Nallapati, Parminder Bhatia, Dan Roth, and 1 others. 2023. Crosscodeeval: A diverse and multilingual benchmark for cross-file code completion. *Advances in Neural Information Processing Systems*, 36:46701–46723.
- Daya Guo, Dejian Yang, Haoyang Zhang, and 1 others. 2024. Deepseek-coder: When the large language model meets programming – the rise of code intelligence. *arXiv preprint arXiv:2401.06066*.
- Tianyu Hua, Harper Hua, Violet Xiang, Benjamin Klieger, Sang T Truong, Weixin Liang, Fan-Yun Sun, and Nick Haber. 2025. Researchcodebench: Benchmarking llms on implementing novel machine learning research code. *arXiv preprint arXiv:2506.02314*.
- Binyuan Hui, Jian Yang, Zeyu Cui, Jiayi Yang, Dayiheng Liu, Lei Zhang, Tianyu Liu, Jiajun Zhang, Bowen Yu, Keming Lu, and 1 others. 2024. Qwen2. 5-coder technical report. *arXiv preprint arXiv:2409.12186*.

- Maikel Leon. 2025. Gpt-5 and open-weight large language models: Advances in reasoning, transparency, and control. *Information Systems*, page 102620.
- Jia Li, Xianjie Shi, Kechi Zhang, Lei Li, Ge Li, Zhengwei Tao, Jia Li, Fang Liu, Chongyang Tao, and Zhi Jin. 2025. Codrag: Supportive code retrieval on bi-graph for real-world code generation. *arXiv e-prints*, pages arXiv–2504.
- Ming Liang, Xiaoheng Xie, Gehao Zhang, Xunjin Zheng, Peng Di, Hongwei Chen, Chengpeng Wang, Gang Fan, and 1 others. 2024. Repofuse: Repository-level code completion with fused dual context. *arXiv preprint arXiv:2402.14323*.
- Aixin Liu, Aoxue Mei, Bangcai Lin, Bing Xue, Bingxuan Wang, Bingzheng Xu, Bochao Wu, Bowei Zhang, Chaofan Lin, Chen Dong, and 1 others. 2025a. Deepseek-v3. 2: Pushing the frontier of open large language models. *arXiv preprint arXiv:2512.02556*.
- Fang Liu, Yang Liu, Lin Shi, Houkun Huang, Ruifeng Wang, Zhen Yang, Li Zhang, Zhongqi Li, and Yuchi Ma. 2024a. Exploring and evaluating hallucinations in llm-powered code generation. *arXiv preprint arXiv:2404.00971*.
- Jiaheng Liu, Ken Deng, Congnan Liu, Jian Yang, Shukai Liu, He Zhu, Peng Zhao, Linzheng Chai, Yanan Wu, JinKe JinKe, and 1 others. 2025b. M2rc-eval: Massively multilingual repository-level code completion evaluation. In *Proceedings of the 63rd Annual Meeting of the Association for Computational Linguistics (Volume 1: Long Papers)*, pages 15661–15684.
- Shang Liu, Yao Lu, Wenji Fang, Jing Wang, and Zhiyao Xie. 2025c. Sync-llm: Generation of large-scale synthetic circuit code with hierarchical language models. In *Proceedings of the 2025 Conference on Empirical Methods in Natural Language Processing*, pages 17361–17376.
- Tianyang Liu, Canwen Xu, and Julian McAuley. 2023. Repobench: Benchmarking repository-level code auto-completion systems. *arXiv preprint arXiv:2306.03091*.
- Wei Liu, Ailun Yu, Daoguang Zan, Bo Shen, Wei Zhang, Haiyan Zhao, Zhi Jin, and Qianxiang Wang. 2024b. Graphcoder: Enhancing repository-level code completion via code context graph-based retrieval and language model. *arXiv preprint arXiv:2406.07003*.
- Xiangyan Liu, Bo Lan, Zhiyuan Hu, Yang Liu, Zhicheng Zhang, Fei Wang, Michael Qizhe Shieh, and Wenmeng Zhou. 2025d. Codexgraph: Bridging large language models and code repositories via code graph databases. In *Proceedings of the 2025 Conference of the Nations of the Americas Chapter of the Association for Computational Linguistics: Human Language Technologies (Volume 1: Long Papers)*, pages 142–160.
- Yi Liu, Hongji Zhang, Yunhao Zhou, Zhengyuan Shi, Changran Xu, and Qiang Xu. 2025e. Deeprtl2: A versatile model for rtl-related tasks. *arXiv preprint arXiv:2506.15697*.
- Daye Nam, Andrew Macvean, Vincent Hellendoorn, Bogdan Vasilescu, and Brad Myers. 2024. Using an llm to help with code understanding. In *Proceedings of the IEEE/ACM 46th International Conference on Software Engineering*, pages 1–13.
- Rangeet Pan, Ali Reza Ibrahimzada, Rahul Krishna, Divya Sankar, Lambert Pouguem Wassi, Michele Merler, Boris Sobolev, Raju Pavuluri, Saurabh Sinha, and Reyhaneh Jabbarvand. 2024. Lost in translation: A study of bugs introduced by large language models while translating code. In *Proceedings of the IEEE/ACM 46th International Conference on Software Engineering*, pages 1–13.
- Vaishnavi Pulavarthi, Deeksha Nandal, Soham Dan, and Debjit Pal. 2025. Assertionbench: A benchmark to evaluate large-language models for assertion generation. In *Findings of the Association for Computational Linguistics: NAACL 2025*, pages 8058–8065.
- Md Nishat Raihan, Antonios Anastasopoulos, and Marcos Zampieri. 2025. mhumaneval-a multilingual benchmark to evaluate large language models for code generation. In *Proceedings of the 2025 Conference of the Nations of the Americas Chapter of the Association for Computational Linguistics: Human Language Technologies (Volume 1: Long Papers)*, pages 11432–11461.
- Shuo Ren, Daya Guo, Shuai Lu, Long Zhou, Shujie Liu, Duyu Tang, Neel Sundaresan, Ming Zhou, Ambrosio Blanco, and Shuai Ma. 2020. Codebleu: a method for automatic evaluation of code synthesis. *arXiv preprint arXiv:2009.10297*.
- Yanlin Wang, Yanli Wang, Daya Guo, Jiachi Chen, Ruikai Zhang, Yuchi Ma, and Zibin Zheng. 2024. Rlcoder: Reinforcement learning for repository-level code completion. *arXiv preprint arXiv:2407.19487*.
- Haoyuan Wu, Haisheng Zheng, Zhuolun He, and Bei Yu. 2025a. Divergent thoughts toward one goal: Llm-based multi-agent collaboration system for electronic design automation. *arXiv preprint arXiv:2502.10857*.
- Peiyang Wu, Nan Guo, Junliang Lv, Xiao Xiao, and Xiaochun Ye. 2025b. Rtlrepocoder: Repository-level rtl code completion through the combination of fine-tuning and retrieval augmentation. *arXiv preprint arXiv:2504.08862*.
- Jian Yang, Jiajun Zhang, Jiaxi Yang, Ke Jin, Lei Zhang, Qiyao Peng, Ken Deng, Yibo Miao, Tianyu Liu, Zeyu Cui, and 1 others. 2024. Execrepobench: Multi-level executable code completion evaluation. *arXiv preprint arXiv:2412.11990*.
- Fengji Zhang, Bei Chen, Yue Zhang, Jacky Keung, Jin Liu, Daoguang Zan, Yi Mao, Jian-Guang Lou, and Weizhu Chen. 2023. Repocoder: Repository-level code completion through iterative retrieval and generation. *arXiv preprint arXiv:2303.12570*.

Lei Zhang, Yunshui Li, Jiaming Li, Xiaobo Xia, Jiaxi Yang, Run Luo, Minzheng Wang, Longze Chen, Junhao Liu, Qiang Qu, and 1 others. 2025. Hierarchical context pruning: Optimizing real-world code completion with repository-level pretrained code llms. In *Proceedings of the AAAI Conference on Artificial Intelligence*, volume 39, pages 25886–25894.

A Appendix

A.1 Cross-file dependency

The target file often depends on functions, definitions, or modules defined in other files to be completed correctly. Since different hardware description languages follow distinct grammatical and structural rules, we adopt language-specific strategies to identify and extract cross-file dependencies.

For each task file, we compute cross-file dependencies as the number of distinct other files within the same repository that the file depends on, using deterministic, language-specific resolution rules. For HLS C/C++, dependencies are inferred from resolved include directives, macro references, and user-defined type usages. For VHDL, dependencies are determined by references to design units such as entities, packages, and contexts. For Chisel/Scala, dependencies are identified through resolved imports and statically resolvable symbol usages. For SystemVerilog/Verilog, dependencies are computed from includes, package references, module or interface instantiations, macro usage, and typedef references. In all cases, the final dependency count equals the number of uniquely resolved dependent files, excluding the file itself, and results are reported as averages across task items (or aggregated per file or repository, depending on the evaluation setting).

A.2 Distribution across hardware semantic categories

Based on the hardware semantic categories defined in Table 3, we categorize completion targets in each hardware description language accordingly and present their distributions in Figure 7.

A.3 Evaluation Configurations

A.3.1 Prompts

The exact prompt used during model inference is given in Figure 8.

A.3.2 Fine-Tuning

For fine-tuning local LLMs (Qwen and Deepseek), the training objective was modeled as a "fill-in-the-middle" instruction task, where the model is prompted with a concatenated repository context containing file delimiters and a specific <TARGET> token representing the missing line. To manage context window constraints, inputs were

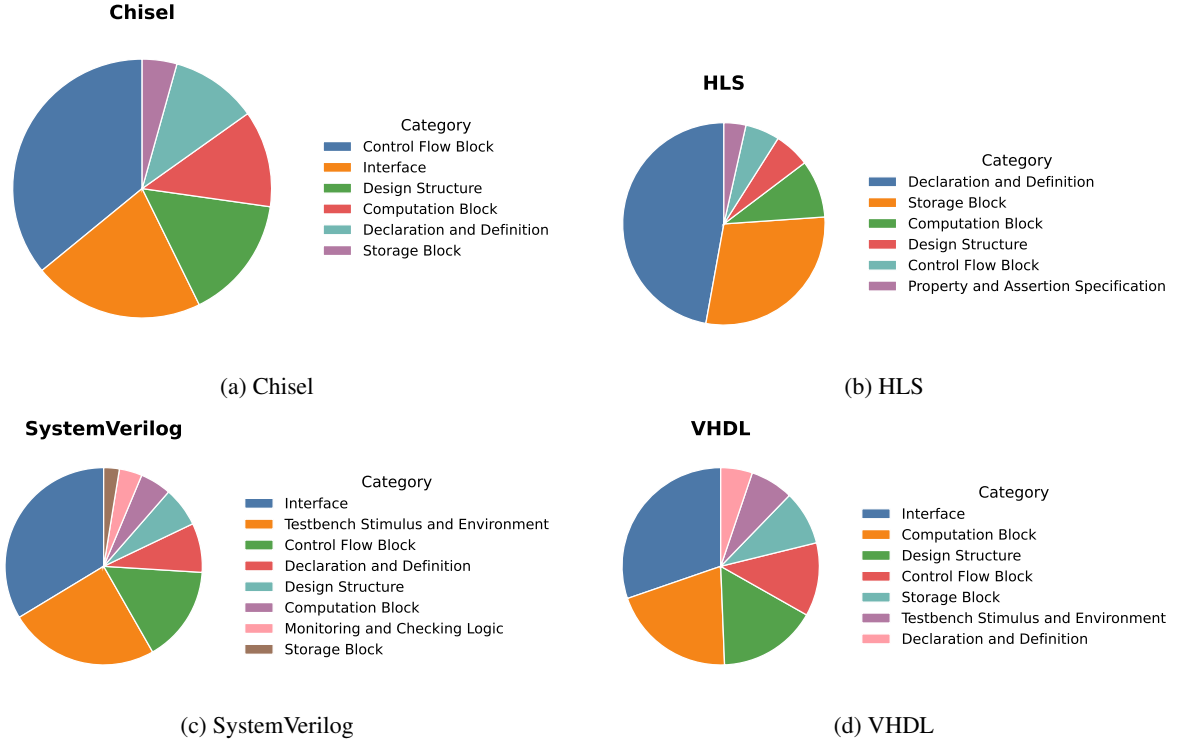


Figure 7: **Category distribution of completion targets in MHRC-Bench-eval.** The distributions reveal clear language-specific patterns, reflecting differences in hardware design abstractions, coding styles, and verification practices across Chisel, HLS, SystemVerilog/Verilog, and VHDL.

dynamically truncated to a maximum of 2,048 tokens, employing a balanced budgeting strategy to prioritize the immediate left and right context surrounding the target. Fine-tuning was achieved using Low-Rank Adaptation (LoRA) applied to all linear attention and feed-forward layers, configured with a rank $r = 16$, scaling factor $\alpha = 32$, and a dropout of 0.05. The model was optimized using AdamW with a peak learning rate of 2×10^{-4} , following a cosine decay schedule with a 3% warm-up period all over a single epoch. Cross-entropy loss was computed exclusively on the generated ground-truth line, masking the instruction and context tokens. For reference, we plot the loss against the epoch number for Qwen2.5-Coder-7B, Qwen2.5-Coder-14B, and deepseek-coder-5.7bmqa-base in Figure 9.

A.3.3 Evaluation Metrics

During inference, the model was configured with a temperature of 0.0, a top_p of 1, and a maximum generation length of 64 tokens. We choose a maximum generation length of 64 tokens because all ground-truth completions in our dataset contain no more than 64 tokens. Generation is stopped when the eos_token was produced or when the maximum length was reached.

Prior to calculating the EM, ES and BLEU metrics, the generated code were stripped of comments, followed by trimming whitespace and dropping empty lines. The EM is set to 1 if the cleaned generation results exactly matches the ground truth, otherwise it is set to 0. For ES, we evaluate the following formula:

$$ES = 1 - \frac{\text{editdistance}(\text{target_str}, \text{prediction_str})}{\max(1, |\text{target_str}|, |\text{prediction_str}|)}$$

where *editdistance* is the Levenshtein edit distance between the generated code and the ground truth. *BLEU* is calculated as the token-level BLEU between the cleaned generation results and the ground truth.

A.3.4 Commercial API setting

For evaluating commercial LLMs, we utilized API services provided by ChatfireAPI. The specific model names are gpt-5, deepseek-v3.2, gemini-2.5-pro, and grok-4. API defaults were used for temperature, top_p, max_tokens, etc.

Task Prompt

You are a precise code-completion model completing a repository blank completion task. Input: a repository concatenation where each file of the repo is wrapped in - FILE: <repo_name>/<rel/path/to/file> (BEGIN) -<file content...> - FILE: <repo name>/<rel/path/to/file> (END) -. Some lines have been replaced by the exact token <TARGET>. Your task: reconstruct **only** the replaced line, using the repository context. Note that for certain large repositories, functions of lesser importance were removed of their implementation, and only the signature/documentation were kept for the sake of simplicity.
 OUTPUT: the reconstructed line(and nothing else).
 <Left Context>... ..</Left Context>
 <TARGET>
 <Right Context>... ..</Right Context>

Figure 8: The prompt used for repository-level code completion (No RAG). If the context length exceed the token limit, the head of the left context and the tail of the right context are trimmed.

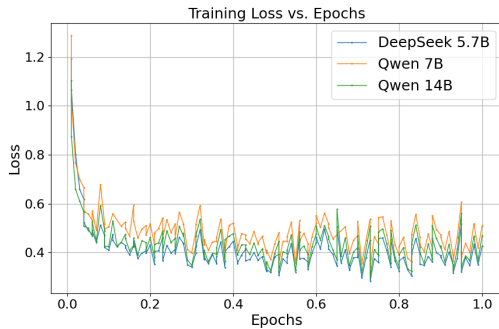


Figure 9: Training loss over epochs for Qwen2.5 and DeepSeek models.

A.4 Case Study of Pretrained-Model Responses

To illustrate the effect of fine-tuning on local models, we analyze the completions generated by Qwen2.5-Coder-7B before and after fine-tuning. Specifically, we list for each tested language common errors made by the model that were significantly improved by fine-tuning.

A.4.1 Verilog/SystemVerilog

Syntax Hallucination: One of the most frequent mistakes made by the pre-trained model is completely losing track of the syntax context. in AXI-SDCard-High-Speed-Controller, for instance, the model hallucinates

a module instantiation statement .waddr(waddr),.wdata(wdata)... instead of the expected IO declaration input logic[2:0] axilite_arprot

Structural Hallucination: The pre-trained model is prone to regurgitating file headers, copyright notices, or artificial file boundary markers in the middle of code blocks. In custom_uvm_report_server for instance, the pre-trained model suddenly outputs a full copyright header // Copyright 2007-2010 Mentor Graphics...inside the build_phase function instead of the expected super.build_phase(phase); call.

Pattern Oversight: The pre-trained model fails to follow obvious naming sequences or structural patterns established immediately before the target line. In SystemVerilog Assertions, for instance, the model failed to recognize the naming pattern of logic gnt1; logic gnt2; and even missed the comment //3 Requests to Arbiter logic req1;logic req2; logic req3;. Instead, it regurgitated earlier comments and produced irrelevant code.

Logical Confusion: The pre-trained model sometimes generates code that is syntactically valid SystemVerilog but logically disconnected from the immediate control flow (e.g., jumping to a different state in a Finite State Machine). In virtio, the code is strictly defining an always_ff block for reset logic. The pre-trained model attempts to insert FSM state logic _EVENT_IDX: begin... from a case statement that belongs elsewhere, ignoring the always_ff structure.

A.4.2 High-Level Synthesis

Structural Hallucination: Similar to other languages, the pre-trained model for HLS code often completely loses track of the file position and hallucinates the start of a new file. Instead of generating the next line of code, the model outputs copyright notices, include guards, or library imports. For example, in hls-spmv, the pre-trained model outputs #include "spm.h" despite the cursor being positioned in the spmv_kernel function.

C++/HLS Confusion: HLS often requires specific syntax not included in standard C++ that are used for reporting and optimization directives. The pre-trained model often writes valid standard C++ but misses these hardware-description necessities. In hls-spmv, for instance, the ground truth required an L1: in the loop L1: for (int i =

0; i < NUM_ROWS; i++), which the pre-trained model neglected.

Syntax Hallucination: Similar to other languages, the pre-trained model fails to recognize the contextual logic and syntax. In libllsm, for instance, while the context explicitly requires a memory allocation (calloc), the pre-trained model instead attempts to define a new function FP_TYPE* llsm_envelope....

A.4.3 VHDL

Structural Confusion: Similar to other languages, the pre-trained model struggles to comprehend the context and has the tendency to hallucinate file headers, library declarations, or copyright notices in the middle of an active code block. For the FPGA-Speech-Recognition repository, for instance, the pre-trained model outputted library IEEE; use IEEE.STD_LOGIC_1164.ALL;... entity UART_PARITY... despite the target line being deep inside a generate block for odd parity. More severely, the model often confuses code segments with prompt structures and output strings used to mark file boundaries in prompts. In the cpu_for_nscsc2022_single repository, the model outputs – FILE: dcache_tag.vhd (END) – immediately, skipping the required generic map assignments C_MEM_TYPE => 1.

Syntax Confusion: VHDL distinguishes heavily between concurrent statements and sequential statements inside processes or subprograms. The pre-trained model often mixes these contexts. In FPGA-I2C-Minion, the pre-trained model hallucinates unrelated procedure calls i2c_wait_quarter_clock or definitions that belong in a testbench or architecture body, not the sequential spike generator logic that the target line is in.

A.4.4 Chisel

Structural Confusion: Similar to other languages, the pre-trained model often hallucinates copyright headers and library declarations.

Language Confusion: The pre-trained model sometimes fails to generate valid Chisel syntax or uses generic tokens that don’t fit the Chisel hardware construction paradigm. For example, in rjrouter, the ground truth is c => new GCDUnitTester(c), but the pre-trained model outputs <|fim_middle|>, indicating a complete failure to generate content.

A list of examples referenced above can be found

Language	Hit@1	Hit@5
Scala	0.03	0.05
VHDL	0.11	0.16
SystemVerilog	0.09	0.12
HLS	0.19	0.25
Python (API-level)	0.29	0.35
Python (Line-level)	0.27	0.32

Table 8: Retriever hit@k on HDL languages and Python

in Table 9

A.5 GraphCoder Modifications

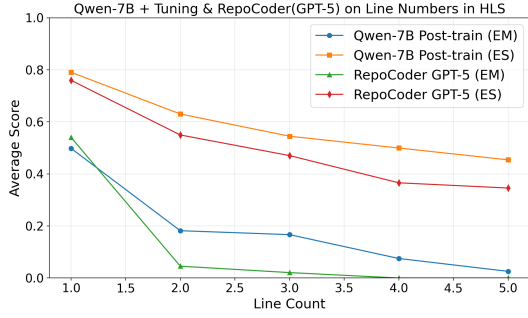
The original implementation of GraphCoder is designed for left-to-right completions using only the left context. To fit our objective of fill-in-the-middle completions, we modified GraphCoder such that the right context is also preserved and included during prompt assembly. As the graph builder and the retriever operate independently of the left and right contexts, this has no other effect on the functionality of GraphCoder.

Furthermore, the original implementation of GraphCoder included helper functions in utils/ccg.py for traversing the CST that only supported Java and Python. To extend support to hardware languages, we added helper functions to handle each language’s unique syntax and identify control-flow and data-dependence. Other minor changes were made in various locations to include HDL languages during tree-sitter Parser language selection and code file filtering.

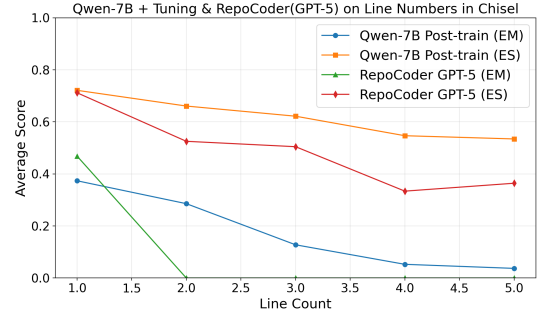
We note that GraphCoder under-performs on HDL repositories when compared with other methods. We attribute this to the Retriever, which demonstrates lower hit@k metrics in HDL languages than in software languages like Python. This is illustrated in Table 8. By GraphCoder’s design, ineffective retrieval will flood the context window with irrelevant code snippets, thus causing GraphCoder to perform worse than No RAG.

A.6 CodeBLEU

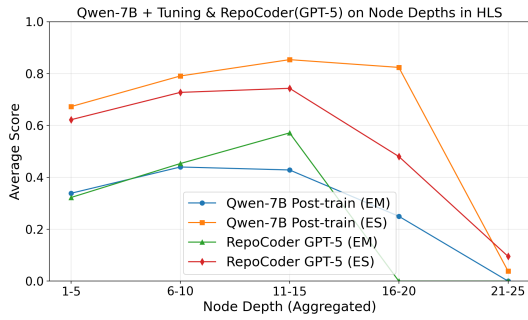
CodeBLEU Metric. We adopt a practical, language-aware variant of CodeBLEU to evaluate hardware code generation across Chisel, SystemVerilog, VHDL, and HLS (C/C++). The final score is computed as a weighted combination of



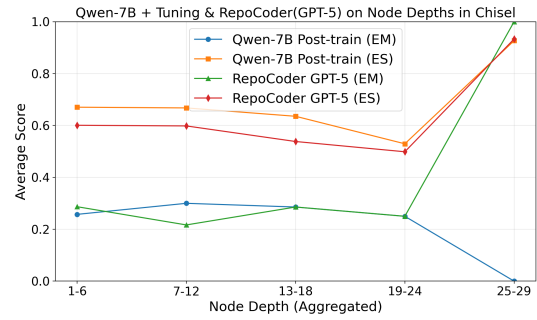
(a) HLS: Line Number



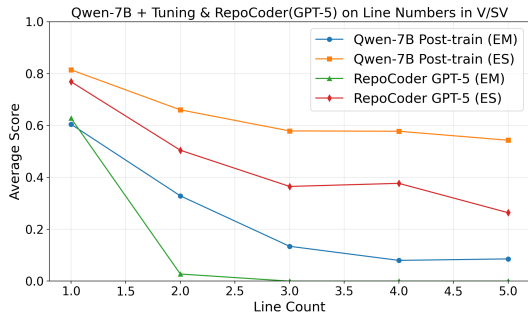
(a) Chisel: Line Number



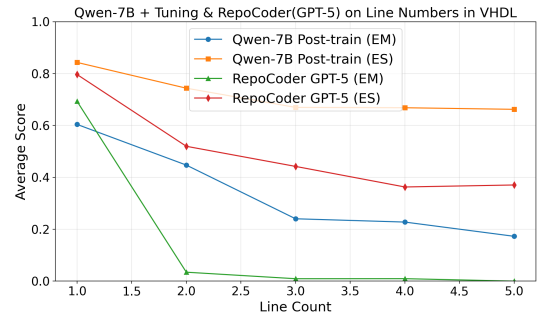
(b) HLS: Structural Complexity



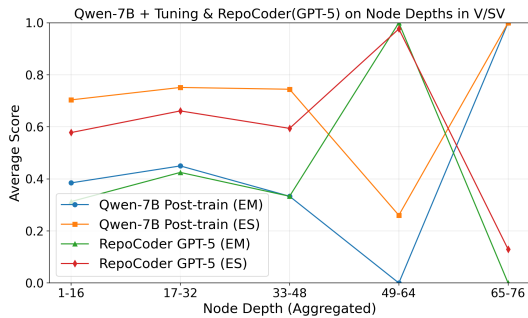
(b) Chisel: Structural Complexity



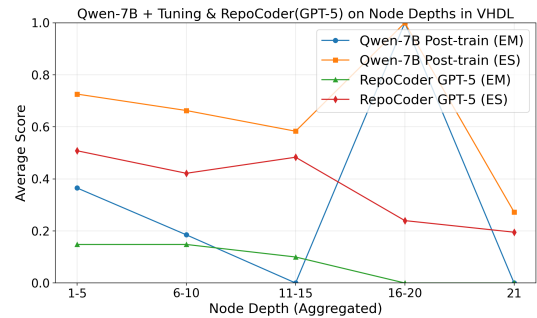
(c) SystemVerilog: Line Number



(c) VHDL: Line Number



(d) SystemVerilog: Structural Complexity



(d) VHDL: Structural Complexity

Figure 10: EM performance for HLS and SystemVerilog. Top-to-bottom: line number then structural complexity.

Figure 11: EM performance for Chisel and VHDL. Top-to-bottom: line number then structural complexity.

four complementary components:

$$\begin{aligned} \text{CodeBLEU} = & \alpha \cdot \text{BLEU} + \beta \cdot \text{WeightedBLEU} \\ & + \gamma \cdot \text{SyntaxMatch} \\ & + \delta \cdot \text{DataflowMatch}. \end{aligned} \quad (1)$$

where we set $\alpha = \beta = \gamma = \delta = 0.25$ in all experiments.

Token-level BLEU. We compute standard token-level BLEU after language-aware normalization, including comment removal and whitespace normalization. Code is tokenized into identifiers, keywords, literals, and operators. Smoothing is applied to ensure stability on short code snippets.

Weighted BLEU. To emphasize language-specific keywords and hardware constructs, we employ a weighted BLEU variant. Tokens corresponding to critical constructs (e.g., `always_ff`, `process`, `when`, `RegInit`, `ap_uint`) are assigned higher weights by proportionally expanding their occurrences during BLEU computation. This component encourages the preservation of semantically important syntax.

Syntax Match. We measure syntactic similarity using Tree-sitter-based parsing. Each snippet is minimally wrapped to ensure parsability, and we extract a multiset of concrete syntax tree (CST) node types. The syntax score is computed as the multiset F1 score between the predicted and reference node-type distributions, capturing structural similarity beyond surface tokens.

Dataflow Match. To assess semantic consistency, we approximate dataflow using heuristic def-use analysis. Language-specific assignment patterns are used to extract variable dependency edges, and the dataflow score is computed as the F1 score between the predicted and reference dependency sets. This component rewards correct preservation of variable usage relationships even when exact syntax differs.

Discussion. Together, these components balance lexical accuracy, keyword fidelity, structural correctness, and semantic consistency, making the metric well suited for repository-level hardware code completion, where exact string matching alone is insufficient.

A.7 Compilation rate calculation.

Compilation is evaluated per completed snippet by embedding it into a minimal, deterministic wrap-

per to ensure syntactic completeness, followed by a single-pass syntax or compilation check with a fixed timeout. A snippet is considered successfully compiled if the tool terminates without syntax or elaboration errors. The compilation rate is computed as the number of successfully compiled test cases divided by the total number of test cases for each language.

For **SystemVerilog/Verilog**, we use Verilator (v5.x) with `-lint-only`, wrapping snippets in a minimal module context when necessary. For **VHDL**, we use GHDL (v3.x) with the VHDL-2008 standard, wrapping snippets in a minimal entity and architecture. For **Chisel**, we use the Scala compiler (Scala 2.12) with Chisel3, wrapping snippets in a minimal Scala object containing a Module definition and performing frontend compilation only. For **HLS C/C++**, we use clang (v14+) in syntax-checking mode (`-fsyntax-only`), wrapping snippets in a dummy top-level function when necessary.

A.8 Detailed Performance on line numbers and structural levels

We present how the performance of Qwen2.5-Coder-7B and RepoCoder (Driven by GPT-5) varies with the number of lines to be completed and structural complexity for different hardware languages in Figures 10 and 11.

A.9 Detailed Performance on hardware semantic levels.

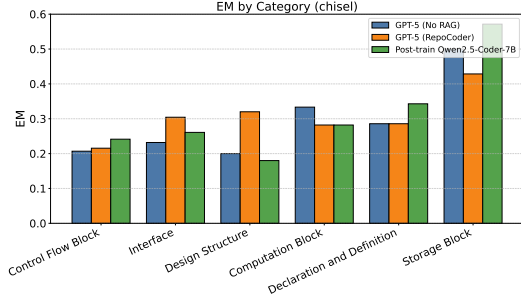
We present how the performance of Qwen2.5-Coder-7B and RepoCoder (Driven by GPT5) varies with different hardware semantic levels for different hardware language.

A.10 Code Completion Examples

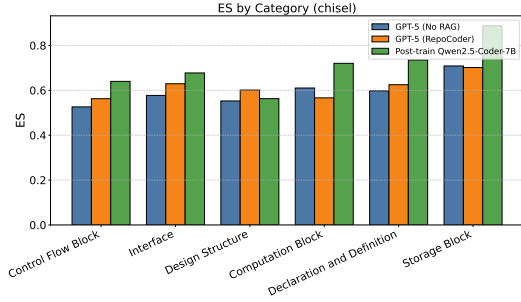
For each hardware description language, we select two representative repositories as examples to illustrate cross-file context, in-file context, the selected completion target, and the corresponding ground truth in the following figures.

Lang.	Repo Name	Ground Truth	Pre-Train Output (Failure)
Verilog	AXI-SDCard-High-Speed-Controller	input logic[2:0] axilite_arprot,	.waddr(waddr), .wdata(wdata), .we(we)... (Hallucinated Instantiation)
Verilog	custom_uvm_report_server	super.build_phase(phase);	// Copyright 2007-2010 Mentor Graphics... (Header Regurgitation)
Verilog	SystemVerilogAssertions	logic gnt3;	// Write assertions for a simple Round Robin... (Con- text Reset)
Verilog	virtio	always_ff @(posedge aclk...)	_EVENT_IDX: begin tx.tvalid <= 1'b1; ... (Logic Hallucina- tion)
HLS	hls-spmv	int col_left = 0;	#include "spm.h" #include <hls_stream.h>... (Header Re- gurgitation)
HLS	hls-spmv	L1: for (int i = 0; ...	void spmv(int rowPtr[NUM_ROWS+1])... (Func- tion Definition)
HLS	libllsm	FP_TYPE* x = calloc(ns...	FP_TYPE* llsm_envelope(FP_TYPE* spectrum... (Function Defini- tion)
VHDL	FPGA-Speech-Recognition	PARITY_OUT <= parity_temp;	library IEEE; use IEEE.STD_LOGIC_1164.ALL;... (Header Regurgitation)
VHDL	cpu_for_nscsc2022_single	C_HAS_WE => 1, C_MEM...	- FILE: dcache_tag.vhd (END) - (Premature EOF)
VHDL	FPGA-I2C-Minion	if ENDSIM = false then...	i2c_wait_quarter_clock; scl_pre_spike <= 'Z'; (Unre- lated Logic)
Chisel	rjrouter	class Lfsr16Test extends...	< fim_middle > (Model Failure Token)

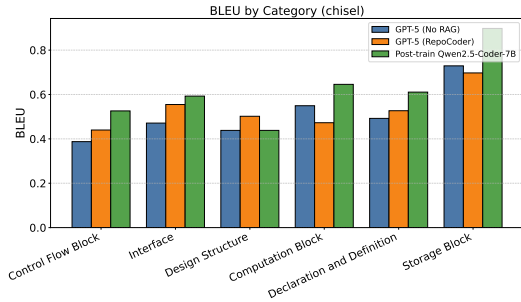
Table 9: Comparison of Ground Truth vs. Pre-Training Failures across Hardware Languages.



(a) Chisel: EM by Category

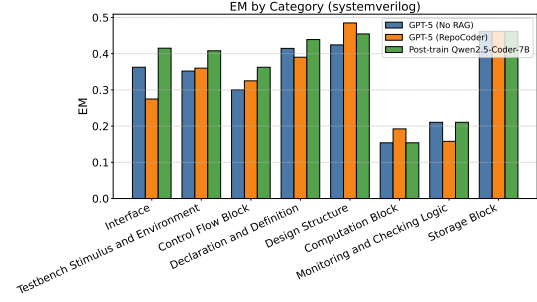


(b) Chisel: ES by Category

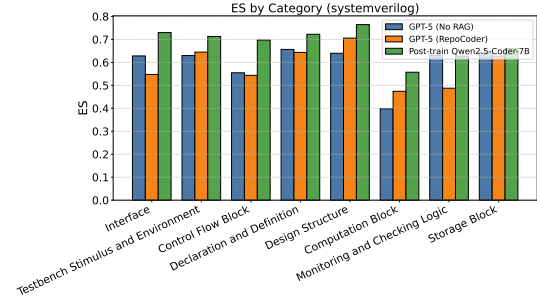


(c) Chisel: BLEU by Category

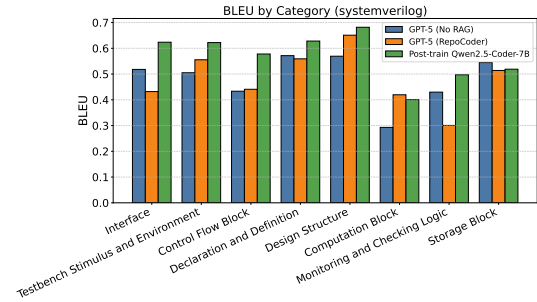
Figure 12: Per-category performance on Chisel. Metrics are reported in terms of EM, ES, and BLEU.



(a) SystemVerilog: EM by Category

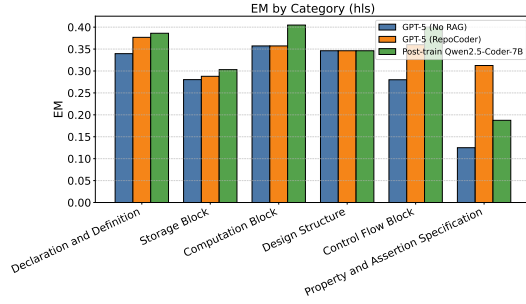


(b) SystemVerilog: ES by Category

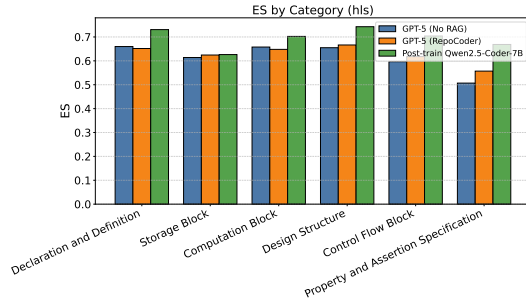


(c) SystemVerilog: BLEU by Category

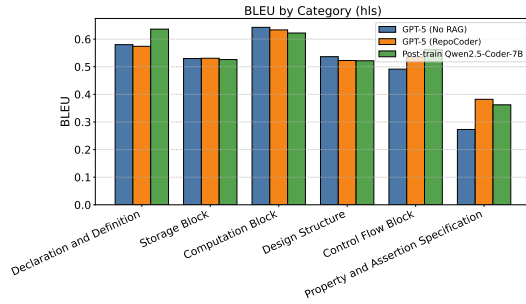
Figure 13: Per-category performance on SystemVerilog across EM, ES, and BLEU.



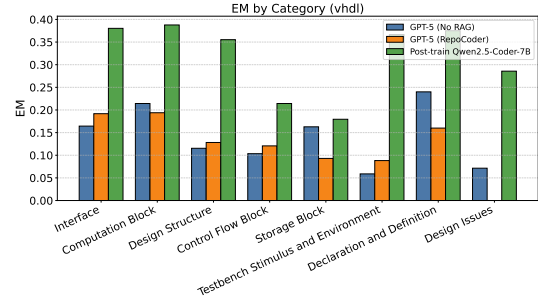
(a) HLS: EM by Category



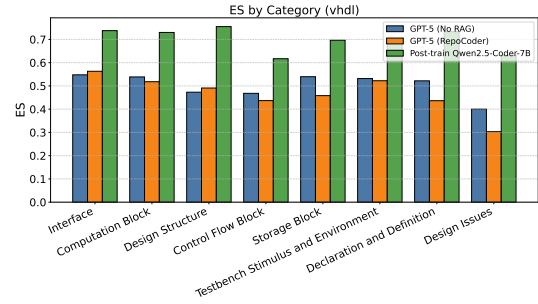
(b) HLS: ES by Category



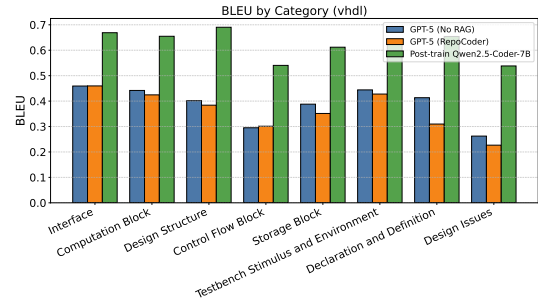
(c) HLS: BLEU by Category



(a) VHDL: EM by Category



(b) VHDL: ES by Category



(c) VHDL: BLEU by Category

Figure 14: Per-category performance on HLS code completion.

Figure 15: Per-category performance on VHDL across different evaluation metrics.

Chisel Example: ChiselAIA

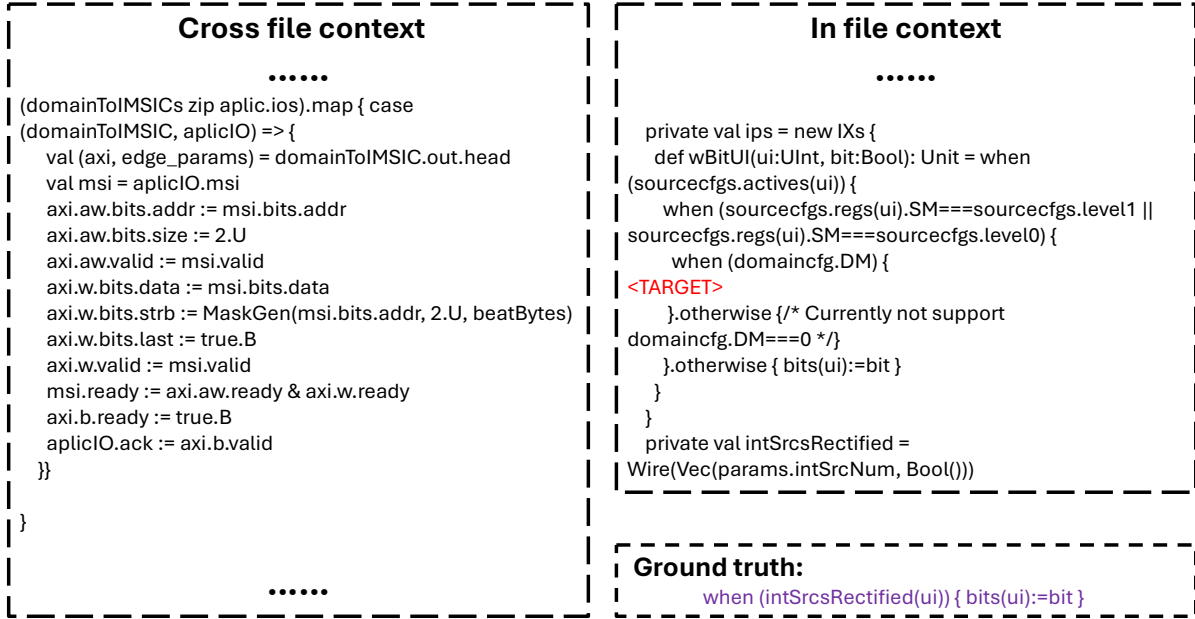


Figure 16: Example one of chisel code completion examples

Chisel Example: riscv-self

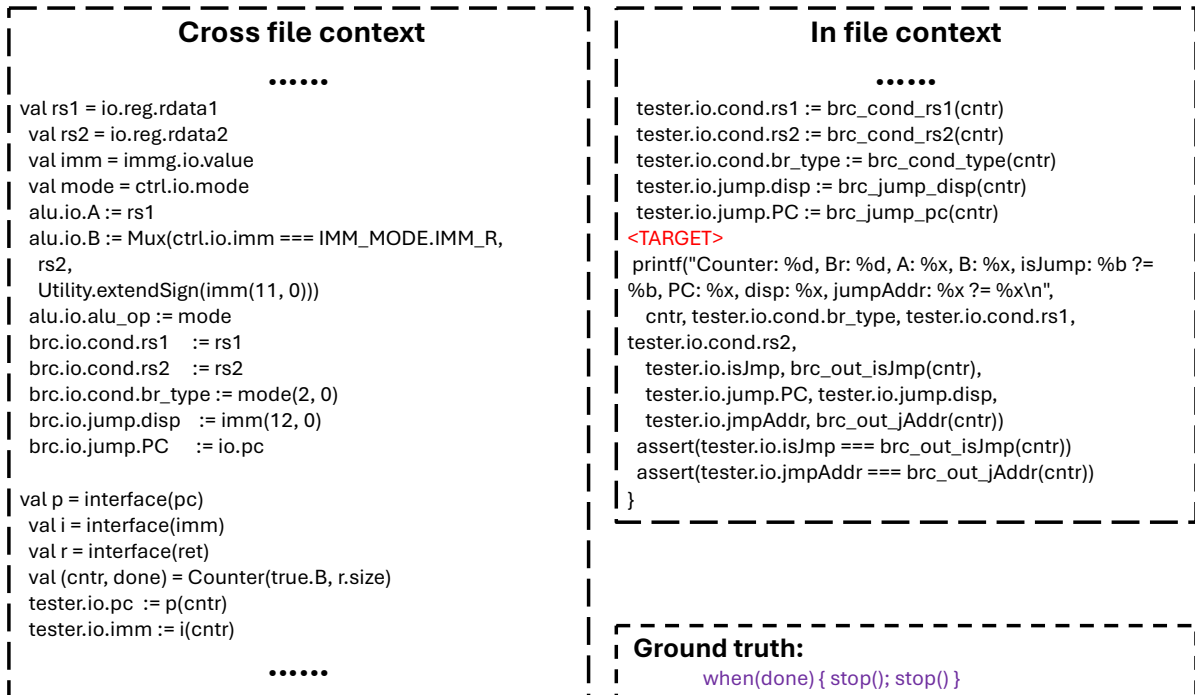


Figure 17: Example two of chisel code completion examples

Cross file context	In file context
<pre> // Bounds NO VARIABLES RHS! outfile << "Bounds" << endl; for (int i = 0; i < vertex; ++i) for (int j = adjlist[i]->asap; j <= adjlist[i]->alap; ++j) // outfile << "x" << i << "," << j << ">= 0" << endl; outfile << "0 <= x" << i << ";" << j << "<= 1" << endl; outfile << "L >= 1" << endl; cout << "Bounds generated." << endl; // Bounds NO VARIABLES RHS! outfile << "Bounds" << endl; for (int i = 0; i < vertex; ++i) for (int j = adjlist[i]->asap; j <= adjlist[i]->alap; ++j) // outfile << "x" << i << ";" << j << ">= 0" << endl; outfile << "0 <= x" << i << ";" << j << "<= 1" << endl; outfile << "M1 >= 1" << endl; outfile << "M2 >= 1" << endl; cout << "Bounds generated." << endl;</pre> <p>.....</p>	<pre> for (auto pnode = adjlist.cbegin(); pnode != adjlist.cend(); ++pnode) <TARGET> { for (int i = (*pnode)->asap; i <= (*pnode)->alap; ++i) outfile << i << "x" << (*pnode)->num << ";" << i << (i == (*pnode)->alap ? "" : " + "); outfile << "- "; for (int i = (*psucc)->asap; i <= (*psucc)->alap; ++i) outfile << i << "x" << (*psucc)->num << ";" << i << (i == (*psucc)->alap ? "" : " - "); outfile << "<= -" << (*pnode)->delay << endl; } </pre> <hr/> <p>Ground truth:</p> <pre> for (auto psucc = (*pnode)->succ.cbegin(); psucc != (*pnode)->succ.cend(); ++psucc)</pre>

HLS Example: hls_tutorial_examples

Cross file context	In file context
<pre> for (int d = 0; d < D; ++d) { #pragma HLS UNROLL // D-fold replication HLSLIB_DATAFLOW_FUNCTION(Simple1DStencil, pipe[d], pipe[d + 1], d); } HLSLIB_DATAFLOW_FUNCTION(WriteMemory, pipe[D], out); HLSLIB_DATAFLOW_FINALIZE(); } void WriteC(Stream<Vec_t> &c_pipe, Vec_t c[]) { for (int bn = 0; bn < N / D; ++bn) { for (int bm = 0; bm < M / (TM * W); ++bm) { for (int tn = 0; tn < D; ++tn) { for (int tm = 0; tm < TM; ++tm) { #pragma HLS LOOP_FLATTEN #pragma HLS PIPELINE II=1 c[GetCIndex(bn, bm, tn, tm)] = c_pipe.Pop(); } } } } } </pre>	<pre> void ReadA(float const a[], Stream<float> &a_pipe) { <TARGET> for (int bm = 0; bm < M / (TM * W); ++bm) { for (int k = 0; k < K; ++k) { for (int tn = 0; tn < D; ++tn) { #pragma HLS LOOP_FLATTEN #pragma HLS PIPELINE II=1 const auto read = a[GetAIndex(bn, tn, k)]; a_pipe.Push(read); } } } } </pre>
	<pre> Ground truth: for (int bn = 0; bn < N / D; ++bn) { </pre>

21

SystemVerilog Example: FPGA-SATA-HBA

Cross file context	In file context
<pre> reg JTAG_CAPTURE_GLBL; reg JTAG_RESET_GLBL; reg JTAG_SHIFT_GLBL; reg JTAG_UPDATE_GLBL; reg JTAG_RUNTEST_GLBL; reg JTAG_SEL1_GLBL = 0; reg JTAG_SEL2_GLBL = 0; reg JTAG_SEL3_GLBL = 0; reg JTAG_SEL4_GLBL = 0; reg JTAG_USER_TDO1_GLBL = 1'bz; reg JTAG_USER_TDO2_GLBL = 1'bz; reg JTAG_USER_TDO3_GLBL = 1'bz; reg JTAG_USER_TDO4_GLBL = 1'bz; module sata_gth #(parameter SIM_GT_RESET_SPEEDUP = "FALSE" // Set to "FALSE" while synthesis, set to "TRUE" to speed-up simulation.) (input wire GTREFCLK0_COMMON_IN, input wire QPLLLOCKDETCLOCK_IN, input wire QPLLRESET_IN, output wire CPLLLOCK_OUT, input wire CPLLLOCKDETCLOCK_IN, input wire CPLLRESET_IN, input wire GTREFCLK0_IN, </pre>	<pre>FALSE"), .CLKOUT4_DIVIDE(1), .CLKOUT4_DUTY_CYCLE(0.500000), .CLKOUT4_PHASE(0.000000), .CLKOUT4_USE_FINE_PS("FALSE"), .CLKOUT5_DIVIDE(1), <TARGET> .CLKOUT5_PHASE(0.000000), .CLKOUT5_USE_FINE_PS("FALSE"), .CLKOUT6_DIVIDE(1), .CLKOUT6_DUTY_CYCLE(0.500000), .CLKOUT6_PHASE(0.000000), .CLKOUT6_USE_FINE_PS("FALSE"), .COMPENSATION("ZHOLD"), .DIVCLK_DIVIDE(10), .IS_CLKINSEL_INVERTED(1'b0), .IS_PSEN_INVERTED(1'b0), </pre>
	<pre> Ground truth: .CLKOUT5_DUTY_CYCLE(0.500000), </pre>

Figure 20: Example two of systemverilog code completion examples

SystemVerilog Example: Toolbox

Cross file context	In file context
<pre> uart_tx #(.CLKRATE(CLKRATE), .BAUD(BAUD), .WORD_LENGTH(WORD_LENGTH)) uart_tx_i (.clk(clk), .rst(rst), .tx_data(fifo_axis_tdata), .tx_data_valid(fifo_axis_tvalid), .tx_data_ready(fifo_axis_tready), .UART_TX(UART_TX)); input wire m00_axis_aclk, input wire m00_axis_aresetn, output wire m00_axis_tvalid, output wire [7 : 0] m00_axis_tdata, output wire m00_axis_tlast, output wire [11:0] m00_axis_tuser, input wire m00_axis_tready);, </pre>	<pre> (output ETH_MDC, inout ETH_MDIO, input ETH_CRSDV, input ETH_RXERR, input [1:0] ETH_RXD, output ETH_TXEN, <TARGET> input wire m00_axis_tready, // Ports of Axi Slave Bus Interface S00_AXIS input wire s00_axis_aclk, input wire s00_axis_aresetn, </pre>
	<pre> Ground truth: output [1:0] ETH_TXD, // Ports of Axi Master Bus Interface M00_AXIS input wire m00_axis_aclk, input wire m00_axis_aresetn, </pre>

Figure 21: Example two of systemverilog code completion examples

VHDL Example: fmcw3

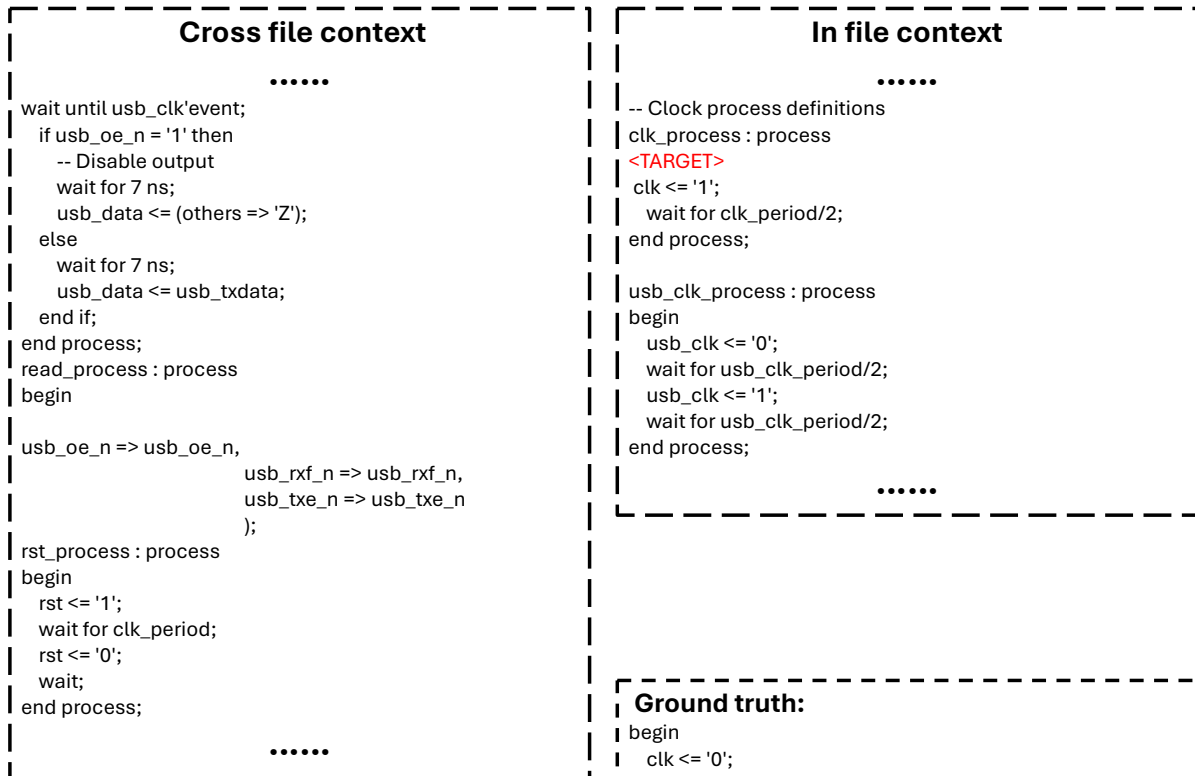


Figure 22: Example two of VHDL code completion examples

VHDL Example: neoapple2

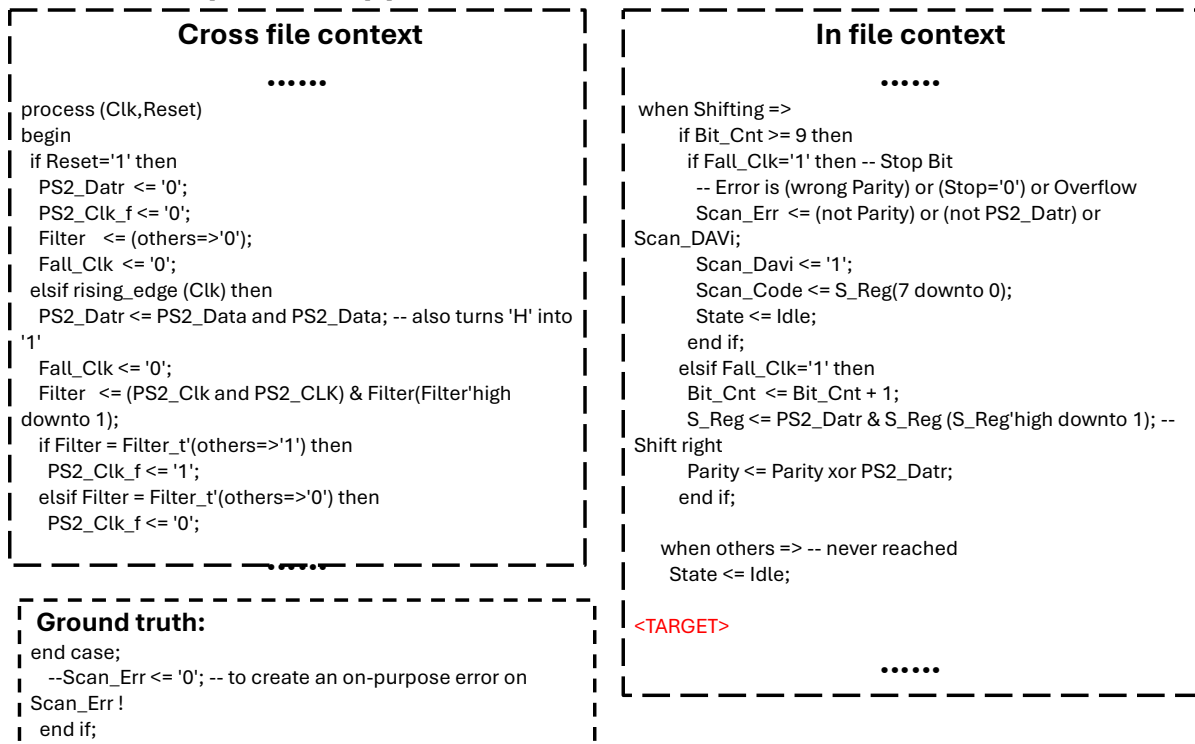


Figure 23: Example two of VHDL code completion examples