

DiVA: Fine-grained Factuality Verification with Agentic-Discriminative Verifier

Hui Huang^{1,2}, Muyun Yang¹✉, Yuki Arase²✉

¹Harbin Institute of Technology, ²Institute of Science Tokyo
huanghui@stu.hit.edu.cn, arase@c.titech.ac.jp

Abstract

Despite the significant advancements of Large Language Models (LLMs), their factuality remains a critical challenge, fueling growing interest in factuality verification. Existing research on factuality verification primarily conducts binary judgments (e.g., correct or incorrect), which fails to distinguish varying degrees of error severity. This limits its utility for applications such as fine-grained evaluation and preference optimization. To bridge this gap, we propose the Agentic Discriminative Verifier (DiVA), a hybrid framework that synergizes the agentic search capabilities of generative models with the precise scoring aptitude of discriminative models. We also construct a new benchmark, FGVeriBench, as a robust testbed for fine-grained factuality verification. Experimental results on FGVeriBench demonstrate that our DiVA significantly outperforms existing methods on factuality verification for both general and multi-hop questions¹.

1 Introduction

Large Language Models (LLMs) like GPT-4 and Deepseek (Guo et al., 2025) have made significant strides in natural language generation tasks, and being widely used in various areas (Zhao et al., 2023; Liu et al., 2025). However, sometimes they can generate plausible-sounding content that is factually incorrect (Wang et al., 2023). This phenomenon, known as (factual) hallucination, is a major barrier to using these models in critical fields where factual errors can have serious consequences.

Existing research on factuality verification primarily relies on generative models to produce binary judgments (Lin et al., 2022a), as shown in Figure 1. While many of these approaches leverage external knowledge to improve accuracy (Chern et al., 2023; Min et al., 2023), they typically lack

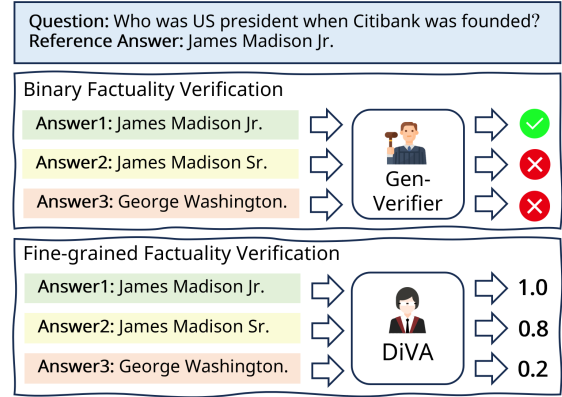


Figure 1: Illustrative comparison of binary and fine-grained factuality verification. Notice binary verification fails to distinguish varying degrees of error severity.

the ability to output fine-grained scores that reflect varying degrees of factuality error severity (Mitra et al., 2025). Conversely, there are other works that leverage discriminative architecture to train a factuality scorer (or hallucination detector) (Wang et al., 2024; Paudel et al., 2025) to provide fine-grained scoring. However, their performance is often constrained by the lack of external knowledge.

To address this gap, this paper proposes the **Agentic-Discriminative Verifier (DiVA)**, a hybrid architecture that integrates the strengths of generative and discriminative models. The process employs a three-stage approach: 1) A generative module leverages its reasoning and tool-using capabilities to retrieve external knowledge from various sources as evidence. 2) The evidence and reasoning trajectory is then compressed to remove irrelevant information. 3) The compressed information is fed into a specialized discriminative module to render a fine-grained factuality scoring. This synergy allows the discriminative module to be optimized via pairwise ranking, enabling effective fine-grained verification without requiring dataset with absolute score annotations, all while harnessing the generative model’s reasoning power (Kasa et al., 2025).

¹Codes and data are openly available at <https://github.com/HuihuiChyan/FactVeri-SFT>.

We further introduce FGVeriBench, the first comprehensive benchmark specifically designed for fine-grained factuality verification. Spanning from single-hop to multi-hop scenarios, FGVeriBench is constructed through a rigorous pipeline combining LLM-as-a-Judge (Calderon et al., 2025) with human verification to ensure data reliability.

Experiment results show that DiVA significantly outperforms existing verification methods, demonstrating its effectiveness. Furthermore, detailed ablation studies provide insights into the distinct contributions of the generative and discriminative modules to the verification process. Our primary contributions are threefold:

1. We propose DiVA, synergizing the benefits of generative and discriminative models for fine-grained factuality verification.
2. We introduce FGVeriBench, the first benchmark for fine-grained factuality modeling.
3. Our DiVA significantly surpasses previous methods for factuality verification.

2 Related Work

2.1 Factuality Verification

In the context of LLMs, factuality verification is the process of evaluating whether a piece of model-generated text (such as a claim or response) is factually accurate (Wang et al., 2023). Factuality verification also serves as the primary method used to achieve the goal of hallucination detection (Huang et al., 2025). Currently, two primary technical paths exist for implementing factuality verifiers: Generative Verifier and Discriminative Verifier.

Generative verifiers leverage the generative ability of LLMs to retrieve external knowledge, generate reasoning steps, and produce a final factuality assessment. A widely adopted generative approach is Decompose-Then-Verify, as represented by FactScore (Min et al., 2023). This two-stage method first decomposes the text into atomic facts, and then verifies each fact against reference materials. Recent methods have extended this paradigm: FGLR (Stacey et al., 2023) enhances NLI-based reasoning by generating auxiliary premise facts, while FineSumFact (Oh et al., 2024) uses fine-grained LLM feedback to supervise factuality in summarization. However, these methods do not exploit the advantage of agentic thinking and tool-use capabilities of LLMs.

In contrast, discriminative verifiers aim to assess factuality more directly by often adding a classifica-

tion or regression head atop a language model, mapping the input text directly to a scalar factuality score or class label. For instance, Paudel et al. (2025) validates LLM responses against both context and common knowledge, utilizing a classification head to output fine-grained scores. Similarly, Li et al. (2024b) functions as a pure regression model, offering a faster approach for factual evaluation. The discriminative nature enables fast and efficient optimization for fine-grained scoring (Wang et al., 2024). However, their performance is often constrained by knowledge insufficiency.

Despite this rich body of work, few works have attempted to synergize the distinct advantages of both approaches within a unified framework.

2.2 Factuality Verification Benchmarks

Reliable benchmarks for evaluating the factuality of LLM-generated content is fundamental. Early work like TruthfulQA (Lin et al., 2022b) and HaluEval (Li et al., 2023a) provided foundational datasets for evaluating an LLM’s ability to recognize hallucinations and assess overall factuality. To address the complexities of longer texts, subsequent efforts have focused on bottom-up evaluation, such as FELM (Chen et al., 2023) (using segment-based annotations) and WiCE (Kamoi et al., 2023) (fact-checking on decomposed claims). However, these benchmarks still rely on binary factuality annotation in sentence level. A fine-grained benchmark that supports nuanced scoring for different levels of error severity remains absent.

3 Proposed Method: DiVA

3.1 Architecture

DiVA verifies the factuality of input in three steps: 1) Agentic Search, 2) Context Compression and 3) Score Prediction, as show in Figure 2².

Agentic Search Without access to external information, the verifier would suffer from significant knowledge gaps, which can lead to cascading errors in its verification. Therefore, we employ an agentic search mechanism (Jin et al., 2025), which empowers an LLM agent to autonomously retrieve external knowledge when its internal knowledge is insufficient for the verification task.

The agent operates in a loop, breaking down the searching task into the following steps:

²Detailed prompt templates are presented in Appendix D.

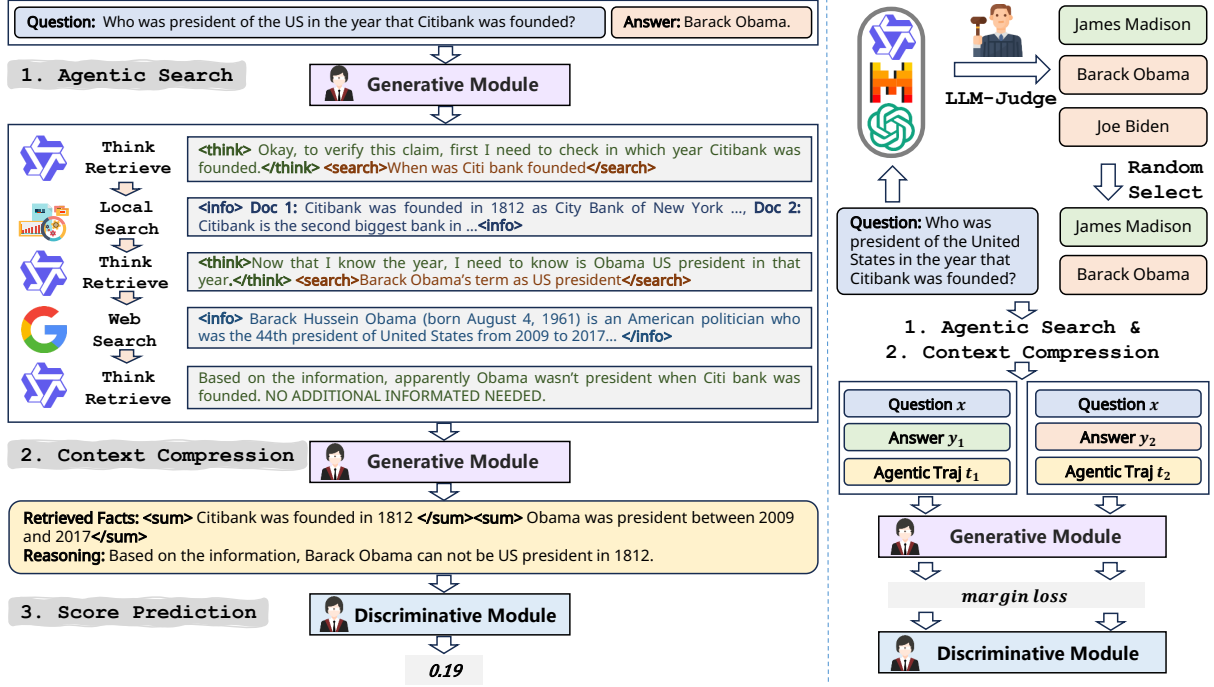


Figure 2: The whole pipeline of factuality verification with DiVA. Left is the inference process, which consists of three steps, and right is the data construction and training process of the discriminative module of DiVA.

1. **Think:** The agent plans its next action and formulate a targeted search query based on the information it requires for evaluation.
2. **Search:** External tools are called to retrieve information, namely, with two kinds of searches: 1) WebSearch: For accessing real-time information from an online search engine. 2) LocalSearch: For querying a pre-populated, trusted document repository.
3. **Observe:** The retrieved results are integrated into the context to inform subsequent reasoning. If the agent determines it has sufficient information, it calls to exit the loop.

Ultimately, the agent generates a *trajectory* with external knowledge and reasoning process, establishing a solid basis for fine-grained verification.

Context Compression LLMs operate under a finite attention budget and suffer from context decay (Mei et al., 2025), making context management essential for LLM-based systems. To enhance the subsequent discriminative process, we conduct a Context Compression step. We leverage the generative LLM to condense the agentic search trajectory, filtering the lengthy and irrelevant information often found in retrieved results. The compressed trajectory comprises two key parts:

1. A list of useful retrieved information.
2. The necessary reasoning for verification.

By supplying the discriminative verifier with such concise, high-signal input, we enable it to more effectively learn the correlation between retrieved evidence and the final factuality score.

Score Prediction Leveraging the compressed trajectory, DiVA employs a discriminative module to predict the final verification score. Specifically, we augment the base generative model with a regression head to output a continuous factuality score. A key advantage of this approach is that the score is not constrained by the vocabulary limitations of the generative model (Touvron et al., 2023), allowing for continuous-scale scoring.

The introduction of the discriminative module involves newly initialized parameters, necessitating dedicated training. Therefore, we design a scheme that enables training without explicit factuality annotations, leveraging a ranking-based objective on pairwise data to learn fine-grained scoring patterns, as detailed in the following subsection.

3.2 Discriminative Training

To train the discriminative module, we adopt a pairwise ranking approach. We construct training triplets with (*question*, *factual answer*, *non-factual answer*), as shown in the right side of Figure 2. The discriminator is then optimized using a margin ranking loss, formulated as:

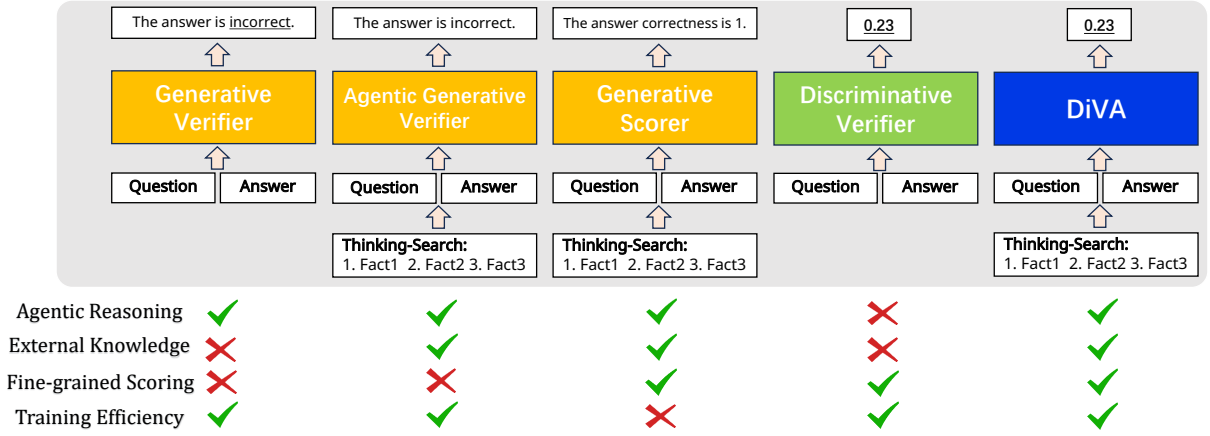


Figure 3: The comparison of different verifier architectures. We compare the different architectures in for aspects: agentic reasoning ability, accessibility to external knowledge, fine-grained scoring ability and training efficiency.

$$L = \max(0, m - (f(x, y_+, t_+) - f(x, y_-, t_-))) \quad (1)$$

Here, $f(x, y)$ is the score assigned by the verifier to a answer y for a given question x , y_+ is the preferred (factual) answer, y_- is the dispreferred (non-factual) answer, t_+ and t_- are their respective trajectories, and m is the margin.

Pairwise Data Construction In the context of open-ended question answering, assigning an absolute factuality score is challenging not only because of the annotation cost but also the difficulty in designing a universal standard. However, determining the *relative* factuality between two candidate answers should be feasible. Therefore, we leverage this principle to construct a pairwise preference dataset through the following steps:

1. **Answer Generation:** Generate multiple diverse candidate answers for a given question.
2. **Initial Assessment:** Employ an advanced LLM-as-a-judge to evaluate each answer against a reference, assigning an initial quality label.
3. **Pair Sampling:** Randomly sample pairs consisting of a preferred (more factual) and a dispreferred (less factual) answer based on the labels.
4. **Preference Verification:** Utilize the LLM-as-a-judge again to verify the pairwise factuality preference of the sampled pairs.
5. **Trajectory Generation:** Construct compressed trajectory for each answer following the step 1 and 2 described in Section 3.1.

By training on this dataset with the margin ranking loss, the discriminator learns to assign higher

scores to more factual answer against reference information. Consequently, during inference, the trained verifier is capable of effectively predicting a scalar score for a single, standalone answer.

Parameter Efficiency To ensure practical applicability and minimize storage overhead, we employ Low-Rank Adaptation (LoRA) to train the discriminative module (Hu et al., 2021). This parameter-efficient fine-tuning strategy ensures that the storage footprint of the final discriminator is only marginally larger than that of the base generative model. Furthermore, it enhances the method’s adaptability across multi-domain scenarios.

3.3 Comparison to Existing Studies

As summarized in Figure 3, existing verifiers have distinct limitations as follows.

1. **Naive Generative Verifier**, such as [Peline et al. \(2023\)](#), relies solely on LLMs’ internal knowledge. It fails when claims exceed the model’s knowledge boundary.
2. **Agentic-Generative Verifier**, such as [Jin et al. \(2025\)](#), accesses external knowledge but lacking in fine-grained scores.
3. **Agentic-Generative Scorer**, such as [Li et al. \(2023b\)](#), is constrained by logit generation ability and the lack of scoring data for optimization.
4. **Naive Discriminative Verifier**, such as [Li et al. \(2024a\)](#), is easy to optimize for absolute scoring but often dependent on spurious statistical cues for prediction due to lack of external knowledge.

Our DiVA addresses these shortcomings. Its architecture realizes the concept of **agentic search as feature engineering**. This hybrid design

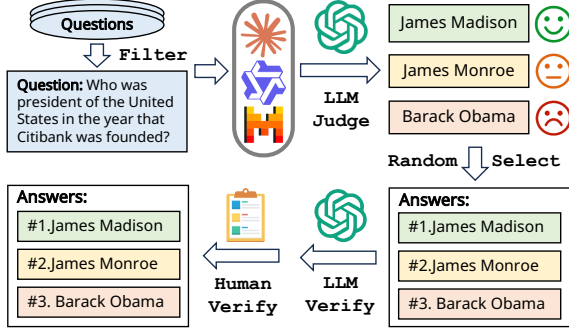


Figure 4: Construction process of FGVeriBench.

enables both efficient training and the generation of accurate, nuanced factuality scores.

4 FGVeriBench

Existing benchmarks for fact-checking typically focus on either coarse-level verification or long-form verification. To address this gap, we propose FGVeriBench, a testbed for general fine-grained factuality verification, as illustrated in Figure 4. Since determining the relative order of responses is significantly more reliable than absolute point-wise scoring, FGVeriBench adopts a ranking-based annotation framework to ensure data quality.

The construction process is as follows:

1. **Instruction Filtering:** Select only verifiable questions that possess a single, unambiguous correct answer to ensure objective evaluation.
2. **Answer Pool Generation:** Leverage representative LLMs to generate a diverse pool of candidate answers for each question.
3. **Initial Verification:** Leverage a proprietary judge to assigns an initial category to each answer: Correct, Incorrect or Intermediate.
4. **Random Selection:** Randomly sample three answers for each question, containing each of correct, intermediate and incorrect ones.
5. **LLM&Human-based Verification:** Leverage both an LLM and human evaluators to verify the relative order for factuality from best to worst among the three sampled answers³.

FGVeriBench is constructed on six question-answering (QA) datasets, categorized as follows: 1)

³We employed three graduate students as annotators, to verify if the factual ranking of the three answers was consistent with LLM’s annotation. Any data point where at least two annotators regarded as incorrect was discarded. The inter-annotator agreement rate among the annotators was 64.8%, showing that fine-grained factuality annotation is non-trivial.

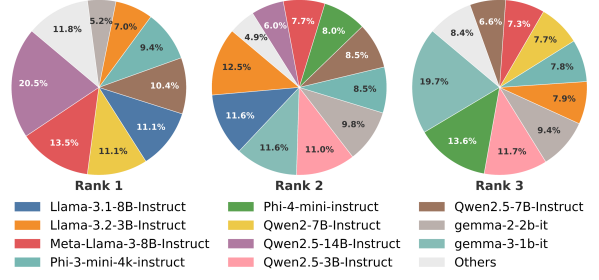


Figure 5: Model distribution of different answer ranks in FGVeriBench. Rank 1 is with best factuality.

| NQ | | TriviaQA | | PopQA | |
|----------|--------|----------|--------|--------|--------|
| Number | Length | Number | Length | Number | Length |
| 203 | 15.7 | 372 | 13.7 | 365 | 14.3 |
| HotpotQA | | Musique | | 2wiki | |
| Number | Length | Number | Length | Number | Length |
| 287 | 16.1 | 154 | 21.0 | 298 | 14.9 |

Table 1: Data statistics of FGVeriBench.

General QA: NQ (Kwiatkowski et al., 2019), TriviaQA (Joshi et al., 2017), and PopQA (Mallen et al., 2022). 2) Multi-hop QA: HotpotQA (Yang et al., 2018), 2Wiki (Ho et al., 2020), Musique (Trivedi et al., 2022). This enables a comprehensive evaluation of fine-grained factuality for both general and reasoning-intensified scenarios. Further data statistics are detailed in Figure 5 and Table 1, which demonstrate a diverse model distribution and balanced domain composition⁴.

Performance on this benchmark is evaluated using **Kendall’s τ** correlation coefficient to assess the global alignment with human rankings, and **Precision@1** to verify the model’s ability to correctly identify the most factual response.

5 Experiments

We conducted a comprehensive evaluation that investigates DiVA’s effectiveness on FGVeriBench and on applications of long-form verification and LLM generation, also detailed ablation studies.

5.1 Set-up

We compare DiVA with the methods discussed in Section 3.3. For training the discriminative module of DiVA and Discriminative Verifier, we merge the training sets of NQ and HotpotQA to form a corpus following the setting of Jin et al. (2025), utilizing the pipeline illustrated in Figure 2. Other verifiers directly use the generative ability of LLMs for verification. The base models are Qwen2.5-7B-Instruct and Qwen3-4B-Instruct (Yang et al., 2025),

⁴Two data samples are presented in Appendix C.

| Method | Features | | | | General QA Verification | | | | | | Average | |
|---|----------|----|----|----|-------------------------|-------|----------|-------|-------|-------|---------|-------|
| | | | | | NQ | | TriviaQA | | PopQA | | | |
| | AR | EK | FS | TE | P@1 | K-Tau | P@1 | K-Tau | P@1 | K-Tau | P@1 | K-Tau |
| MiniCheck w/ Flan-T5 (Tang et al.) | | | | | 67.98 | 59.28 | 68.82 | 62.19 | 56.99 | 47.40 | 64.60 | 56.29 |
| MiniCheck w/ MiniCheck-7B (Tang et al.) | | | | | 71.92 | 66.50 | 74.46 | 69.89 | 67.40 | 57.44 | 71.26 | 64.61 |
| HHEM-2.1-Open (Li et al.) | | | | | 66.01 | 56.98 | 69.35 | 60.04 | 57.53 | 45.57 | 64.30 | 54.20 |
| FactScore w/ GPT-4 (Min et al.) | | | | | 77.64 | 70.74 | 70.00 | 70.11 | 70.14 | 61.32 | 72.59 | 67.39 |
| Results on Qwen-2.5-7B-Instruct. | | | | | | | | | | | | |
| Generative Verifier | ✓ | ✗ | ✗ | ✓ | 71.92 | 62.56 | 69.81 | 61.37 | 71.15 | 58.42 | 70.96 | 60.78 |
| Agentic-Generative Verifier | ✓ | ✓ | ✗ | ✓ | 77.83 | 71.43 | 80.91 | 74.73 | 81.10 | 76.26 | 79.95 | 74.14 |
| Agentic-Generative Scorer | ✓ | ✓ | ✓ | ✗ | 79.31 | 75.70 | 78.98 | 72.69 | 81.37 | 73.33 | 79.89 | 73.91 |
| Discriminative Verifier | ✗ | ✗ | ✓ | ✓ | 67.49 | 56.32 | 75.81 | 63.80 | 73.42 | 61.10 | 72.24 | 60.41 |
| DiVA | ✓ | ✓ | ✓ | ✓ | 84.24 | 82.92 | 90.86 | 88.53 | 90.14 | 85.21 | 88.41 | 85.55 |
| w/o compression | ✓ | ✓ | ✓ | ✓ | 81.28 | 77.67 | 83.87 | 79.39 | 83.56 | 79.91 | 82.90 | 78.99 |
| Results on Qwen-3-4B-Instruct. | | | | | | | | | | | | |
| Generative Verifier | ✓ | ✗ | ✗ | ✓ | 71.57 | 63.45 | 70.19 | 58.96 | 68.07 | 57.24 | 69.94 | 59.88 |
| Agentic-Generative Verifier | ✓ | ✓ | ✗ | ✓ | 77.34 | 71.10 | 81.99 | 76.16 | 82.47 | 76.99 | 80.60 | 74.75 |
| Agentic-Generative Scorer | ✓ | ✓ | ✓ | ✗ | 86.21 | 79.31 | 78.98 | 72.69 | 81.37 | 73.33 | 82.19 | 75.11 |
| Discriminative Verifier | ✗ | ✗ | ✓ | ✓ | 67.49 | 55.01 | 72.04 | 54.84 | 66.85 | 52.51 | 68.79 | 54.12 |
| DiVA | ✓ | ✓ | ✓ | ✓ | 85.22 | 81.28 | 88.98 | 84.23 | 88.77 | 83.20 | 87.66 | 82.90 |
| w/o compression | ✓ | ✓ | ✓ | ✓ | 79.31 | 78.98 | 87.90 | 83.69 | 87.67 | 82.10 | 84.96 | 81.59 |

Table 2: Experiment results of different verifiers on General QA Verification. AR is short for Agentic Reasoning, EK is short for External Knowledge, FS is short for Fine-grained Scoring, TE is short for Training Efficiency.

| Method | Features | | | | Multi-Hop QA Verification | | | | | | Average | |
|---|----------|----|----|----|---------------------------|-------|---------|-------|-------|-------|---------|-------|
| | | | | | HotpotQA | | Musique | | 2wiki | | | |
| | AR | EK | FS | TE | P@1 | K-Tau | P@1 | K-Tau | P@1 | K-Tau | P@1 | K-Tau |
| MiniCheck w/ Flan-T5 (Tang et al.) | | | | | 56.99 | 47.40 | 46.10 | 41.56 | 51.34 | 48.10 | 51.48 | 45.69 |
| MiniCheck w/ MiniCheck-7B (Tang et al.) | | | | | 62.72 | 50.99 | 53.25 | 46.75 | 58.05 | 53.69 | 58.01 | 50.48 |
| HHEM-2.1-Open (Li et al.) | | | | | 52.61 | 33.80 | 50.65 | 46.32 | 58.72 | 47.43 | 53.99 | 42.52 |
| FactScore w/ GPT-4 (Min et al.) | | | | | 73.21 | 54.51 | 72.34 | 69.78 | 68.95 | 62.46 | 71.50 | 62.25 |
| Results on Qwen-2.5-7B-Instruct. | | | | | | | | | | | | |
| Generative Verifier | ✓ | ✗ | ✗ | ✓ | 63.99 | 41.96 | 57.14 | 48.92 | 48.15 | 24.13 | 56.43 | 38.34 |
| Agentic-Generative Verifier | ✓ | ✓ | ✗ | ✓ | 72.13 | 60.51 | 57.79 | 53.25 | 67.11 | 49.22 | 65.68 | 54.33 |
| Agentic-Generative Scorer | ✓ | ✓ | ✓ | ✗ | 75.26 | 59.12 | 73.38 | 61.90 | 66.11 | 42.73 | 71.58 | 54.58 |
| Discriminative Verifier | ✗ | ✗ | ✓ | ✓ | 63.76 | 45.18 | 64.29 | 51.95 | 59.40 | 32.89 | 62.48 | 43.34 |
| DiVA | ✓ | ✓ | ✓ | ✓ | 83.28 | 77.24 | 79.87 | 77.92 | 76.51 | 68.68 | 79.89 | 74.61 |
| w/o compression | ✓ | ✓ | ✓ | ✓ | 72.82 | 64.46 | 65.58 | 58.01 | 65.10 | 51.68 | 67.83 | 58.05 |
| Results on Qwen-3-4B-Instruct. | | | | | | | | | | | | |
| Generative Verifier | ✓ | ✗ | ✗ | ✓ | 55.39 | 41.76 | 59.85 | 50.36 | 52.07 | 31.72 | 55.77 | 41.28 |
| Agentic-Generative Verifier | ✓ | ✓ | ✗ | ✓ | 78.05 | 66.78 | 66.23 | 58.44 | 71.14 | 50.56 | 71.81 | 58.59 |
| Agentic-Generative Scorer | ✓ | ✓ | ✓ | ✗ | 80.28 | 69.95 | 68.18 | 65.37 | 72.20 | 55.71 | 73.55 | 63.68 |
| Discriminative Verifier | ✗ | ✗ | ✓ | ✓ | 58.54 | 43.55 | 61.04 | 40.69 | 59.60 | 34.90 | 59.73 | 39.71 |
| DiVA | ✓ | ✓ | ✓ | ✓ | 87.80 | 80.49 | 81.82 | 73.59 | 81.21 | 69.35 | 83.61 | 74.48 |
| w/o compression | ✓ | ✓ | ✓ | ✓ | 83.62 | 73.75 | 80.52 | 72.73 | 72.82 | 66.44 | 78.99 | 70.97 |

Table 3: Experiment results of different verifiers on Multi-Hop QA Verification.

both with strong capabilities in reasoning and tool use. For retrieval, we employ Google Search as the source for WebSearch and Wikipedia dumps dated up to 2018 for LocalSearch (see Appendix A for more details). Furthermore, we also compare to prevalent factuality verification methods: FactScore (Min et al., 2023), MiniCheck (Tang et al., 2024), and HHEM (Li et al., 2024b).

5.2 Main Results

As shown in Tables 2 and 3, the performance of both generative and discriminative verifiers drops significantly without the aid of agentic search. This is because the static, parameterized knowledge

within LLMs is limited and cannot be updated over time. This is particularly pronounced given the relatively small size of the backbone models.

Moreover, based on the same agentic search process, DiVA significantly outperforms its generative counterparts⁵. Although we have adjusted the prompts for generative models to score individual responses or directly output rankings, the limited generation capability still hinders them from fine-grained verification. In contrast, discriminative models can be easily optimized for fine-grained scoring, thereby achieving better performance.

Furthermore, removing the compression module

⁵A case study of the different verifiers is in Appendix B.

| Method | Model | TriviaQA | | HotpotQA | |
|-------------|-----------------|--------------|--------------|--------------|--------------|
| | | ACC | F1 | ACC | F1 |
| FactScore | GPT-4 | 59.95 | 52.85 | 61.85 | 55.21 |
| G-Verifier | Qwen2.5-7B-Inst | 66.14 | 64.82 | 43.53 | 42.49 |
| AG-Verifier | Qwen2.5-7B-Inst | 75.98 | 74.89 | 50.20 | 49.76 |
| DiVA | Qwen2.5-7B-Inst | 88.58 | 88.53 | 70.98 | 70.88 |
| G-Verifier | Qwen3-4B-Inst | 66.38 | 65.45 | 45.29 | 44.85 |
| AG-Verifier | Qwen3-4B-Inst | 74.41 | 73.66 | 60.39 | 60.51 |
| DiVA | Qwen3-4B-Inst | 88.19 | 88.17 | 72.94 | 72.46 |

Table 4: Results on binary factuality verification

| Method | Model | FactScore Dataset | |
|-------------|-----------------|-------------------|--------------|
| | | Precision@1 | Kendall-tau |
| FactScore | GPT-4 | 60.62 | 45.00 |
| G-Verifier | Qwen2.5-7B-Inst | 33.12 | 5.83 |
| AG-Verifier | Qwen2.5-7B-Inst | 46.25 | 25.83 |
| DiVA | Qwen2.5-7B-Inst | 59.75 | 38.36 |
| G-Verifier | Qwen3-4B-Inst | 41.79 | 9.45 |
| AG-Verifier | Qwen3-4B-Inst | 60.51 | 41.40 |
| DiVA | Qwen3-4B-Inst | 65.41 | 47.59 |

Table 5: Results on long-form factuality verification.

leads to a substantial drop in DiVA’s performance, particularly in multi-hop scenario. This validates the necessity of compression in providing effective information for efficient discriminative training.

Other competing methods also underperform because they either lack specific optimization for fine-grained scoring or are designed primarily for long texts. Despite the comparatively smaller model size, our proposed DiVA achieves the best performance thanks to its integrated architecture.

5.3 Adaptability to Binary Verification

While our focus is fine-grained factuality verification, we investigate DiVA’s effectiveness on the binary verification setting, where generative models have been commonly employed. We reconstructed FGVeriBench with binary annotations (correct or incorrect)⁶. We then evaluated whether different verifiers could assign higher scores to correct examples than to incorrect ones. As shown in Table 4, DiVA achieves superior performance, demonstrating the adaptability of the integrated architecture to the verification of binary factuality.

5.4 Application to Long-Form Verification

In this section, we apply DiVA to long-form texts, another scenario where factuality verification is desired. For this, we employed the dataset from FactScore (Min et al., 2023) that contains three long-form, model-generated responses for each

⁶Given that questions in FGVeriBench are with ground truth answers, classifying answers as correct or incorrect was straightforward for human annotators.

| Selector | Model | Token-level F1 Score | | |
|-----------|----------------------|----------------------|--------------|-------------------|
| | | NQ | Test | Musique Bamboogle |
| | Meta-Llama-3-8B-Inst | 23.82 | 11.14 | 15.02 |
| FactScore | GPT-4 | 25.81 | 10.44 | 19.05 |
| DiVA | Qwen-2.5-7B-Inst | 24.38 | 14.60 | 23.40 |
| DiVA | Qwen-3-4B-Inst | 26.14 | 14.28 | 21.39 |
| | Llama-3.1-8B-Inst | 19.22 | 9.81 | 13.72 |
| FactScore | GPT-4 | 19.72 | 11.36 | 13.42 |
| DiVA | Qwen-2.5-7B-Inst | 22.23 | 11.78 | 17.58 |
| DiVA | Qwen-3-4B-Inst | 22.15 | 11.61 | 19.01 |

Table 6: Best-of-N ($N = 16$) selection results on question answering task with different verifiers.

question, annotated with factuality scores. Following the FactScore protocol, we first decomposed each response into atomic claims and then verified each claim individually. As shown in Table 5, DiVA achieved the best performance in also long-form factuality verification, outperforming FactScore despite employing significantly smaller LLMs compared to GPT-4. This demonstrates that combining discriminative and generative modules is effective even in long-form scenarios.

5.5 Application to LLM Generation

Fine-grained verification is highly valuable to improve the factuality of downstream generation tasks. To demonstrate this, we leverage our DiVA for best-of-N selection in generation. Specifically, we employ Meta-Llama-3-8B-Instruct and Llama-3.1-8B-Instruct to generate multiple candidate answers for three distinct QA datasets. Then the verifiers select the most factual response from the candidates.

The F1 Score on question answering testsets is shown in Table 6. As can be seen, the results confirm that DiVA significantly enhances the model’s factuality during generation, demonstrating the effectiveness of fine-grained factuality verification. In contrast, FactScore fails in differentiating fine-grained factuality despite using much larger GPT-4.

5.6 The Influence of Knowledge Source

As detailed in Section 3.1, our agentic search incorporates two distinct knowledge sources: WebSearch and LocalSearch. This design enables the agent to adaptively retrieve information from the most appropriate source. To validate this, we conducted ablation studies on these sources.

As shown in Table 7, WebSearch significantly outperforms LocalSearch. This result aligns with intuition, as search engines provide broad, diverse, and real-time web content while leveraging advanced algorithms for precise retrieval. In contrast,

| Method | Model | Knowledge | Average |
|------------|-----------------|-------------|--------------|
| D-Verifier | Qwen2.5-7B-Inst | - | 51.87 |
| DiVA | Qwen2.5-7B-Inst | WebSearch | 79.46 |
| DiVA | Qwen2.5-7B-Inst | LocalSearch | 74.32 |
| DiVA | Qwen2.5-7B-Inst | both | 80.08 |
| D-Verifier | Qwen3-4B-Inst | - | 46.92 |
| DiVA | Qwen3-4B-Inst | WebSearch | 77.05 |
| DiVA | Qwen3-4B-Inst | LocalSearch | 70.77 |
| DiVA | Qwen3-4B-Inst | both | 78.69 |

Table 7: Kendall-tau correlation coefficient of different knowledge sources on FGVeriBench.

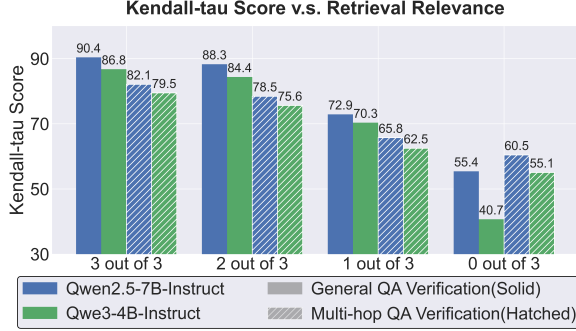


Figure 6: Impact of retrieval relevance on verification performance on FGVeriBench. The x-axis represents the relevance level, defined as the number of candidate answers (0 to 3) supported by the retrieved context. The results demonstrate a clear trend that higher retrieval relevance leads to more accurate verification.

LocalSearch relies on simple similarity matching over static and limited documents. Nonetheless, combining both sources yields the best performance, demonstrating the effectiveness of diverse knowledge sources for agentic search.

To further isolate the impact of external knowledge, we use GPT-4 to assess the relevance of the retrieved results for each sample. We then categorized samples based on their retrieval relevance levels⁷, as shown in Figure 6. The results reveal a strong correlation between retrieval relevance and final verification accuracy. This confirms the critical role of external knowledge: when retrieved information is irrelevant, verification accuracy declines sharply due to the lack of reliable evidence.

5.7 Scaling Laws of Different Verifiers

This section explores the effect of model size on verification performance. We initially scaled both the generative and discriminative modules. However, we observed that smaller generators failed to perform agentic search effectively and could not

⁷The relevance level is defined by the number of candidate answers to which the retrieved results is relevant.

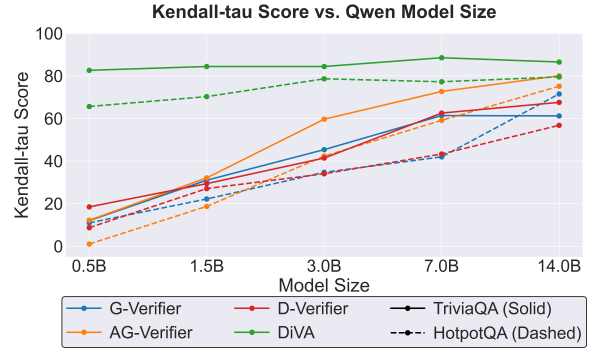


Figure 7: Variation of Kendall-tau scores with different verifier sizes on Qwen2.5 family.

provide valid input for the discriminative module. Therefore, we exclusively varied the discriminator’s size for DiVA subsequently while keeping the generative module with 7B size.

We compared the performance of different verifiers at various model sizes. As shown in Figure 7, the generative verifier’s performance consistently improves with model size, as it must handle complex reasoning and tool using tasks that require stronger fundamental capabilities. The naive discriminative verifier’s performance also improves with model size, as it relies solely on internal knowledge for scoring, which scales with model capacity. On the other hand, DiVA’s performance remains relatively stable across different discriminator sizes. It is remarkable that DiVA with smaller discriminators still outperforms the largest AG-Verifier (14B) that retains significantly more parameters. This again confirms the effectiveness of DiVA’s design on fine-grained verification.

An alternative design for DiVA is to use a larger model for agentic search and context compression, then employ a smaller model for the final score prediction, akin to the work of Tang et al. (2024). We defer this approach to future work.

6 Conclusion

In this paper, we propose DiVA for fine-grained factuality verification, which integrates the reasoning and knowledge retrieval capabilities of generative models with the optimization efficiency of discriminative models. We also developed FGVeriBench, the first benchmark dedicated to this task.

A direct utility of fine-grained verifier is to provide more granular feedback for the post-training of LLMs. For future work, we will integrate our verifier into LLM preference optimization pipelines, to enhance the factuality and reliability of LLMs.

Limitation

Our work currently has a few limitations that outline directions for future research:

- **Agentic Capabilities:** While we leveraged the inherent agentic search capabilities of Qwen-2.5-7B and Qwen-3-8B, we have not yet specifically optimized this behavior for factuality verification. Future work will focus on further enhancing and fine-tuning these search abilities.
- **Model Architecture:** Although we have significantly reduced inference parameter overhead via LoRA, the generative and discriminative components currently operate as detached modules. In the future, we aim to unify them into a single framework to further reduce computational costs and improve efficiency.
- **Application in Post-training:** A direct utility of fine-grained verifier is to provide more granular feedback for the post-training of LLMs. In future, we plan to integrate our proposed verifier directly into LLM preference optimization pipelines to enhance model alignment.

Acknowledgments

This work was supported by JST K Program Grant Number JPMJKP24C3, Japan and National Natural Science Foundation of China (62276077). We also thank Lvyuan Han for his assistance in implementing the retrieval system.

References

- Nitay Calderon, Roi Reichart, and Rotem Dror. 2025. [The alternative annotator test for LLM-as-a-judge: How to statistically justify replacing human annotators with LLMs](#). In *Proceedings of the 63rd Annual Meeting of the Association for Computational Linguistics (Volume 1: Long Papers)*, pages 16051–16081, Vienna, Austria. Association for Computational Linguistics.
- Shiqi Chen, Yiran Zhao, Jinghan Zhang, I-Chun Chern, Siyang Gao, Pengfei Liu, and Junxian He. 2023. [Felm: Benchmarking factuality evaluation of large language models](#). *Preprint*, arXiv:2310.00741.
- I Chern, Steffi Chern, Shiqi Chen, Weizhe Yuan, Kehua Feng, Chunting Zhou, Junxian He, Graham Neubig, Pengfei Liu, et al. 2023. Factool: Factuality detection in generative ai—a tool augmented framework for multi-task and multi-domain scenarios. *arXiv preprint arXiv:2307.13528*.
- Daya Guo, Dejian Yang, Haowei Zhang, Junxiao Song, Ruoyu Zhang, Runxin Xu, Qihao Zhu, Shirong Ma, Peiyi Wang, Xiao Bi, et al. 2025. Deepseek-r1: Incentivizing reasoning capability in llms via reinforcement learning. *arXiv preprint arXiv:2501.12948*.
- Xanh Ho, Anh-Khoa Duong Nguyen, Saku Sugawara, and Akiko Aizawa. 2020. [Constructing a multi-hop QA dataset for comprehensive evaluation of reasoning steps](#). In *Proceedings of the 28th International Conference on Computational Linguistics*, pages 6609–6625, Barcelona, Spain (Online). International Committee on Computational Linguistics.
- Edward J. Hu, Yelong Shen, Phillip Wallis, Zeyuan Allen-Zhu, Yuanzhi Li, Shean Wang, Lu Wang, and Weizhu Chen. 2021. [Lora: Low-rank adaptation of large language models](#). *Preprint*, arXiv:2106.09685.
- Lei Huang, Weijiang Yu, Weitao Ma, Weihong Zhong, Zhangyin Feng, Haotian Wang, Qianglong Chen, Weihua Peng, Xiaocheng Feng, Bing Qin, and Ting Liu. 2025. [A survey on hallucination in large language models: Principles, taxonomy, challenges, and open questions](#). *ACM Transactions on Information Systems*, 43(2):1–55.
- Bowen Jin, Hansi Zeng, Zhenrui Yue, Jinsung Yoon, Serkan O Arik, Dong Wang, Hamed Zamani, and Jiawei Han. 2025. [Search-r1: Training LLMs to reason and leverage search engines with reinforcement learning](#). In *Second Conference on Language Modeling*.
- Mandar Joshi, Eunsol Choi, Daniel S Weld, and Luke Zettlemoyer. 2017. Triviaqa: A large scale distantly supervised challenge dataset for reading comprehension. In *Proceedings of the 55th Annual Meeting of the Association for Computational Linguistics (Volume 1: Long Papers)*, pages 1601–1611.
- Ryo Kamoi, Tanya Goyal, Juan Diego Rodriguez, and Greg Durrett. 2023. [WiCE: Real-world entailment for claims in Wikipedia](#). In *Proceedings of the 2023 Conference on Empirical Methods in Natural Language Processing*, pages 7561–7583, Singapore. Association for Computational Linguistics.
- Vladimir Karpukhin, Barlas Oguz, Sewon Min, Patrick Lewis, Ledell Wu, Sergey Edunov, Danqi Chen, and Wen-tau Yih. 2020. Dense passage retrieval for open-domain question answering. In *Proceedings of the 2020 Conference on Empirical Methods in Natural Language Processing (EMNLP)*, pages 6769–6781.
- Siva Rajesh Kasa, Karan Gupta, Sumegh Roychowdhury, Ashutosh Kumar, Yaswanth Biruduraju, Santhosh Kumar Kasa, Pattisapu Nikhil Priyatam, Arindam Bhattacharya, Shailendra Agarwal, and Vijay Huddar. 2025. [Generative or discriminative? revisiting text classification in the era of transformers](#). In *Proceedings of the 2025 Conference on Empirical Methods in Natural Language Processing*, pages 9615–9637, Suzhou, China. Association for Computational Linguistics.
- Tom Kwiatkowski, Jennimaria Palomaki, Olivia Redfield, Michael Collins, Ankur Parikh, Chris Alberti,

- Danielle Epstein, Illia Polosukhin, Jacob Devlin, Kenton Lee, et al. 2019. Natural questions: a benchmark for question answering research. *Transactions of the Association for Computational Linguistics*, 7:453–466.
- Junyi Li, Jie Chen, Ruiyang Ren, Xiaoxue Cheng, Xin Zhao, Jian-Yun Nie, and Ji-Rong Wen. 2024a. [The dawn after the dark: An empirical study on factuality hallucination in large language models](#). In *Proceedings of the 62nd Annual Meeting of the Association for Computational Linguistics (Volume 1: Long Papers)*, pages 10879–10899, Bangkok, Thailand. Association for Computational Linguistics.
- Junyi Li, Xiaoxue Cheng, Xin Zhao, Jian-Yun Nie, and Ji-Rong Wen. 2023a. [HaluEval: A large-scale hallucination evaluation benchmark for large language models](#). In *Proceedings of the 2023 Conference on Empirical Methods in Natural Language Processing*, pages 6449–6464, Singapore. Association for Computational Linguistics.
- Miaoran Li, Rogger Luo, and Ofer Mendelevitch. 2024b. [HHEM-2.1-Open](#).
- Zizhong Li, Haopeng Zhang, and Jiawei Zhang. 2023b. A revisit of fake news dataset with augmented fact-checking by chatgpt. *arXiv preprint arXiv:2312.11870*.
- Stephanie Lin, Jacob Hilton, and Owain Evans. 2022a. Truthfulqa: Measuring how models mimic human falsehoods. In *Proceedings of the 60th annual meeting of the association for computational linguistics (volume 1: long papers)*, pages 3214–3252.
- Stephanie Lin, Jacob Hilton, and Owain Evans. 2022b. [Truthfulqa: Measuring how models mimic human falsehoods](#). *Preprint*, arXiv:2109.07958.
- Jiaheng Liu, Dawei Zhu, Zhiqi Bai, Yancheng He, Huanxuan Liao, Haoran Que, Zekun Wang, Chenchen Zhang, Ge Zhang, Jiebin Zhang, et al. 2025. A comprehensive survey on long context language modeling. *arXiv preprint arXiv:2503.17407*.
- Alex Mallen, Akari Asai, Victor Zhong, Rajarshi Das, Hannaneh Hajishirzi, and Daniel Khashabi. 2022. When not to trust language models: Investigating effectiveness and limitations of parametric and non-parametric memories. *arXiv preprint arXiv:2212.10511*, 7.
- Lingrui Mei, Jiayu Yao, Yuyao Ge, Yiwei Wang, Baolong Bi, Yujun Cai, Jiazhi Liu, Mingyu Li, Zhong-Zhi Li, Duzhen Zhang, et al. 2025. A survey of context engineering for large language models. *arXiv preprint arXiv:2507.13334*.
- Sewon Min, Kalpesh Krishna, Xinxi Lyu, Mike Lewis, Wen-tau Yih, Pang Koh, Mohit Iyyer, Luke Zettlemoyer, and Hannaneh Hajishirzi. 2023. Factscore: Fine-grained atomic evaluation of factual precision in long form text generation. In *Proceedings of the 2023 Conference on Empirical Methods in Natural Language Processing*, pages 12076–12100.
- Kushan Mitra, Dan Zhang, Sajjadur Rahman, and Esdevam Hruschka. 2025. Factlens: Benchmarking fine-grained fact verification. In *Findings of the Association for Computational Linguistics: ACL 2025*, pages 18085–18096.
- Jihwan Oh, Jeonghwan Choi, Nicole Hee-Yeon Kim, Taewon Yun, and Hwanjun Song. 2024. Learning to verify summary facts with fine-grained llm feedback. *arXiv preprint arXiv:2412.10689*.
- Bibek Paudel, Alexander Lyzhov, Preetam Joshi, and Puneet Anand. 2025. [Hallucinot: Hallucination detection through context and common knowledge verification](#). *Preprint*, arXiv:2504.07069.
- Kellin Pelrine, Anne Imouza, Camille Thibault, Meilina Reksoprodjo, Caleb Gupta, Joel Christoph, Jean-François Godbout, and Reihaneh Rabbany. 2023. Towards reliable misinformation mitigation: Generalization, uncertainty, and gpt-4. *arXiv preprint arXiv:2305.14928*.
- Jeff Rasley, Samyam Rajbhandari, Olatunji Ruwase, and Yuxiong He. 2020. Deepspeed: System optimizations enable training deep learning models with over 100 billion parameters. In *Proceedings of the 26th ACM SIGKDD international conference on knowledge discovery & data mining*, pages 3505–3506.
- Joe Stacey, Pasquale Minervini, Haim Dubossarsky, Oana-Maria Camburu, and Marek Rei. 2023. Atomic inference for nli with generated facts as atoms. *arXiv preprint arXiv:2305.13214*.
- Liyan Tang, Philippe Laban, and Greg Durrett. 2024. Minicheck: Efficient fact-checking of llms on grounding documents. In *Proceedings of the 2024 Conference on Empirical Methods in Natural Language Processing*, pages 8818–8847.
- Hugo Touvron, Thibaut Lavril, Gautier Izacard, Xavier Martinet, Marie-Anne Lachaux, Timothée Lacroix, Baptiste Rozière, Naman Goyal, Eric Hambro, Faisal Azhar, Aurelien Rodriguez, Armand Joulin, Edouard Grave, and Guillaume Lample. 2023. [Llama: Open and efficient foundation language models](#). *Preprint*, arXiv:2302.13971.
- Harsh Trivedi, Niranjan Balasubramanian, Tushar Khot, and Ashish Sabharwal. 2022. [MuSiQue: Multi-hop questions via single-hop question composition](#). *Transactions of the Association for Computational Linguistics*, 10:539–554.
- Cunxiang Wang, Xiaoze Liu, Yuanhao Yue, Xian-gru Tang, Tianhang Zhang, Cheng Jiayang, Yunzhi Yao, Wenyang Gao, Xuming Hu, Zehan Qi, et al. 2023. Survey on factuality in large language models: Knowledge, retrieval and domain-specificity. *arXiv preprint arXiv:2310.07521*.
- Haiyang Wang, Yuchen Pan, Xin Song, Xuechen Zhao, Minghao Hu, and Bin Zhou. 2024. [F²RL: Factuality and faithfulness reinforcement learning framework for claim-guided evidence-supported counterspeech](#)

generation. In *Proceedings of the 2024 Conference on Empirical Methods in Natural Language Processing*, pages 4457–4470, Miami, Florida, USA. Association for Computational Linguistics.

Liang Wang, Nan Yang, Xiaolong Huang, Binxing Jiao, Linjun Yang, Daxin Jiang, Rangan Majumder, and Furu Wei. 2022. Text embeddings by weakly-supervised contrastive pre-training. *arXiv preprint arXiv:2212.03533*.

Thomas Wolf, Lysandre Debut, Victor Sanh, Julien Chaumond, Clement Delangue, Anthony Moi, Pierric Cistac, Tim Rault, Rémi Louf, Morgan Funtowicz, et al. 2019. Huggingface’s transformers: State-of-the-art natural language processing. *arXiv preprint arXiv:1910.03771*.

An Yang, Anfeng Li, Baosong Yang, Beichen Zhang, Binyuan Hui, Bo Zheng, Bowen Yu, Chang Gao, Chengen Huang, Chenxu Lv, et al. 2025. Qwen3 technical report. *arXiv preprint arXiv:2505.09388*.

Zhilin Yang, Peng Qi, Saizheng Zhang, Yoshua Bengio, William Cohen, Ruslan Salakhutdinov, and Christopher D Manning. 2018. Hotpotqa: A dataset for diverse, explainable multi-hop question answering. In *Proceedings of the 2018 Conference on Empirical Methods in Natural Language Processing*, pages 2369–2380.

Wayne Xin Zhao, Kun Zhou, Junyi Li, Tianyi Tang, Xiaolei Wang, Yupeng Hou, Yingqian Min, Beichen Zhang, Junjie Zhang, Zican Dong, et al. 2023. A survey of large language models. *arXiv preprint arXiv:2303.18223*, 1(2).

A Implementation Details

As mentioned in Section 3.2, we train the discriminative module with LoRA to reduce storage consumption. The training was conducted on 8 NVIDIA A6000-48GB GPUs with Transformers (Wolf et al., 2019) and DeepSpeed (Rasley et al., 2020). Detailed hyperparameters are presented in Table 8. To adapt the generative model into a discriminative scorer, the prediction head is newly initialized as a linear projection layer⁸.

| Configuration | Qwen2.5-7B-Inst | Qwen3-4B-Inst |
|-----------------|-----------------|---------------|
| ranking margin | 0.1 | 0.1 |
| max length | 1024 | 1024 |
| learning rate | 2e-4 | 1e-4 |
| scheduler | cosine decay | cosine decay |
| optimizer | AdamW | AdamW |
| training epochs | 3 | 3 |
| lora rank | 8 | 0 |
| lora alpha | 32 | 32 |
| lora dropout | 0.05 | 0.05 |
| data types | bf16 | bf16 |
| ZeRO optimizer | stage 2 | stage 2 |

Table 8: Settings of training the discriminative module.

For retrieval on local documents, we use the 2018 Wikipedia dump (Karpukhin et al., 2020) as the knowledge source and E5 (Wang et al., 2022) as the retriever. We follow Lin et al. (2022b) and set the number of retrieved passages to 3 across all retrieval-based methods. For web retrieval, we use the google API provided by serper⁹, and we keep the top 10 snippets from the search results.

B Case Study

In this section, we conduct a qualitative case study to compare the naive Generative Verifier against the DiVA. We selected two samples from the Natural Questions (Kwiatkowski et al., 2019) and Musique datasets (Trivedi et al., 2022), to represent general QA and multi-hop QA verification respectively.

As illustrated in Figure 8 and 9, the Generative Verifier relies solely on parametric memory, a limitation that frequently leads to factual hallucinations. For instance, in Figure 8, the model fails to adhere to strict terminological constraints, incorrectly favoring the Greek god "Hades" over the correct Roman equivalent "Dis Pater." Moreover, in Figure 9, the model suffers from knowledge conflation, hallucinating "Ponte Vecchio" (a bridge in Florence) as

the answer for a query about Venice. These failures demonstrate the unreliability of relying solely on internal model knowledge for fact-checking.

Conversely, as shown in Figure 10 and 11, our proposed DiVA leverages the reasoning and tool-use capabilities of generative models to acquire necessary knowledge from both local documents and web search engines. This mechanism compensates for the model’s internal knowledge deficits, thereby providing richer, grounded context for discriminative verification. Moreover, as shown in Figure 11, the DiVA is particularly advantageous for multi-hop QA due to its ability to perform targeted, decomposed searches. Rather than attempting to solve the complex query in a single pass, the agent breaks down the problem by first identifying the composer, then his birthplace, and finally the specific bridge, thereby ensuring that the final verification is robustly grounded in retrieved facts.

C Data Sample of FGVeriBench

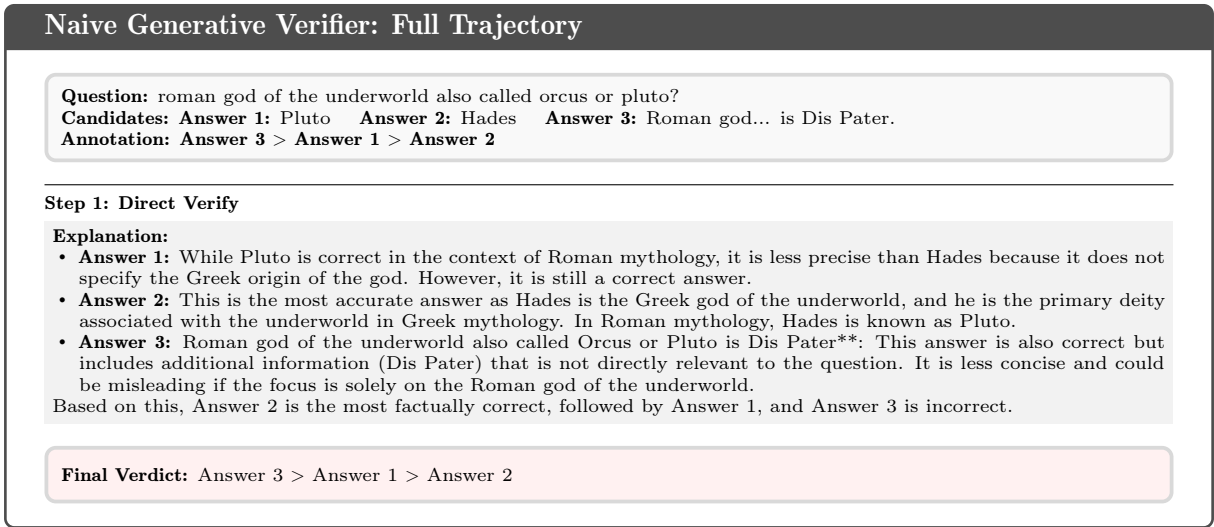
In this section, we present two representative samples from FGVeriBench. As illustrated in Figures 12 and 13, our dataset demonstrates a strict factuality hierarchy: Rank 1 represents the highest level of factual accuracy, Rank 2 exhibits moderate factuality, and Rank 3 incorporates severe factual errors. This design facilitates a robust evaluation of factuality fine-grained verifiers in our work.

D Prompt templates

In this section, we present the detailed prompt templates for both the generative and our proposed DiVA. The prompts for Step 1 and Step 2 of DiVA are presented in Prompt D.1 and D.2, while the prompt for Generative Verifier and Scorer are presented in Prompt D.3, D.4 and D.5.

⁸Please refer to the class `AutoModelForSequenceClassification` in Huggingface library for more details.

⁹<https://serper.dev>



Agentic Discriminative Verifier: Full Trajectory

Question: roman god of the underworld also called orcus or pluto?
Candidates: **Answer 1:** Pluto **Answer 2:** Hades **Answer 3:** Roman god... is Dis Pater.
Annotation: Answer 3 > Answer 1 > Answer 2

Step 1: Agentic Search

Thought: I need to identify the Roman god of the underworld who is synonymous with Orcus or Pluto. I will start by searching local knowledge for these specific names.

Tool Call: search_local("roman god of the underworld orcus pluto")

Observations: [Source: Local Wikipedia]

- **Doc 2 ("Orcus"):** ...Orcus was a god of the underworld... In later tradition, he was conflated with Dis Pater.
- **Doc 3 ("Dis Pater"):** ...Dis Pater was a Roman god of the underworld... later equated with the chthonic deities Pluto (Hades) and Orcus.

Thought: Local results suggest Dis Pater, Pluto, and Orcus are conflated/synonymous. I will verify this with a web search to ensure these names refer to the same entity in this context.

Tool Call: search_web("roman god of the underworld orcus pluto")

Observations: [Source: Google Search]

- **Result 2:** In ancient Roman religion... Pluto also known as **Dis Pater** or Orcus, was the god of the dead...
- **Result 4: Dis Pater**, also known as Orcus, is the Roman god of the infernal regions, equivalent to the Greek Hades or Pluto.

Thought: The search results consistently confirm that Pluto, Orcus, and Dis Pater are synonymous names for the Roman god of the underworld. Hades is the Greek equivalent. **READY_FOR_ANSWERING**

Step 2: Context Compression

Compressed Context for Answer 1:

Useful Facts: Pluto is the Roman god of the underworld; Pluto is known as Dis Pater or Orcus; The names are interchangeable, but Dis Pater is often the formal Roman title.

Reasoning: 1. Search results consistently mention Pluto as the Roman god. 2. Information indicates Orcus and Dis Pater are conflated with Pluto. 3. Multiple sources confirm they are synonymous referring to the same god.

Compressed Context for Answer 2:

Useful Facts: Hades is the Greek god of the underworld; The Roman equivalent is Pluto/Dis Pater; Hades is not the correct name in a strictly Roman context.

Reasoning: 1. Orcus and Pluto are Roman gods. 2. Dis Pater is synonymous with them. 3. Hades is identified as the Greek god, not Roman, making this answer incorrect for the specific query.

Compressed Context for Answer 3:

Useful Facts: Dis Pater is explicitly stated to be the Roman god of the underworld; Dis Pater is synonymous with Orcus and Pluto; All three names refer to the same deity in Roman mythology.

Reasoning: 1. Search results confirm Orcus, Pluto, and Dis Pater are all Roman gods of the underworld. 2. Sources indicate Orcus and Pluto are synonymous. 3. Dis Pater is explicitly stated as equivalent to Pluto and Hades.

Step 3: Score Prediction

Answer 1: 0.4580

Answer 2: 0.2188

Answer 3: 0.5409

Figure 10: Full execution trace of agentic discriminative verification for general QA.

Agentic Discriminative Verifier: Full Trajectory

Question: What is the name of the famous bridge in the city where the composer of “La costanza trionfante degl’amori e de gl’odii” was born?
Candidates: **Answer 1:** Ponte di Rialto **Answer 2:** Venice **Answer 3:** The name... is the Ponte Vecchio.
Annotation: Answer 1 > Answer 2 > Answer 3

Step 1: Agentic Search

Thought: First, I need to find out in which city the composer of “La costanza trionfante degl’amori e de gl’odii” was born. Let’s start by searching for information about this opera and its composer.

Tool Call: search_local(“composer of La costanza trionfante degl’amori e de gl’odii”)

Observations: [Source: Local Wikipedia]

- **Doc 2 (“Griselda”):** ...Griselda is a dramma per musica... composed by Antonio Vivaldi.
- **Doc 3 (“Antonio Vivaldi”):** ...Also in 1716, Vivaldi wrote... “La costanza trionfante...” (RV 706).

Thought: The search result does not directly mention the composer... However, it mentions that Antonio Vivaldi... Let’s search for more information about it to confirm if it is the same opera and find the composer’s birthplace.

Tool Call: search_web(“composer of La costanza trionfante degli amori e degli odi”)

Observations: [Source: Google Search]

- **Result 1:** Also in 1716, Vivaldi wrote and produced... La costanza trionfante... (RV 706).
- **Result 2:** La costanza trionfante... is a dramma per musica by **Antonio Vivaldi**.

Thought: The information confirms that Antonio Vivaldi was the composer of “La costanza trionfante...”. Now, I need to find out where Antonio Vivaldi was born. Let’s search for his birthplace.

Tool Call: search_web(“birthplace of Antonio Vivaldi”)

Observations: [Source: Google Search]

- **Result 1:** Antonio Lucio Vivaldi was born on 4 March 1678 in **Venice**, then the capital...
- **Result 3:** The great composer... was indeed born in **Venice** and lived and worked here...

Thought: Based on the search results, Antonio Vivaldi was born in Venice, Italy. Now, I need to find the name of the famous bridge in Venice. Let’s search for a famous bridge in Venice.

Tool Call: search_web(“famous bridge in Venice”)

Observations: [Source: Google Search]

- **Result 1:** The **Rialto Bridge** (Ponte di Rialto)... is the oldest of the four bridges...
- **Result 8:** It is also the **most famous** in Venice thanks to its peculiar history...

Thought: Based on the search results, the Rialto Bridge is the most famous bridge in Venice. Therefore, the answer... is the Rialto Bridge. **READY_FOR_ANSWERING**

Step 2: Context Compression

Compressed Context for Answer 1:

Useful Facts: Antonio Vivaldi was the composer of “La costanza trionfante...”; Antonio Vivaldi was born in Venice, Italy; The Rialto Bridge (Ponte di Rialto) is the oldest and most famous bridge in Venice.

Reasoning: 1. The search history confirms that Antonio Vivaldi was the composer of “La costanza trionfante...”. 2. Further searches reveal that Antonio Vivaldi was born in Venice... 3. The search results also indicate that the Rialto Bridge... is the most famous bridge in Venice.

Compressed Context for Answer 2:

Useful Facts: Antonio Vivaldi was the composer of “La costanza trionfante...”; Antonio Vivaldi was born in Venice...; The Rialto Bridge is the oldest and most famous bridge in Venice.

Reasoning: 1. The search history confirmed that Antonio Vivaldi was the composer of “La costanza trionfante...”. 2. Further searches revealed that Antonio Vivaldi was born in Venice... 3. The search for famous bridges in Venice identified the Rialto Bridge as the most famous one.

Compressed Context for Answer 3:

Useful Facts: Antonio Vivaldi was the composer of “La costanza trionfante...”; Antonio Vivaldi was born in Venice...; The Rialto Bridge is the oldest and most famous bridge in Venice.

Reasoning: 1. The search history confirms that Antonio Vivaldi was the composer of “La costanza trionfante...”. 2. The search history also confirms that Antonio Vivaldi was born in Venice... 3. The search history provides information about famous bridges... specifically mentioning the Rialto Bridge...

Step 3: Score Prediction

Answer 1: 0.4448

Answer 2: 0.3479

Answer 3: 0.2119

Figure 11: Full execution trace of agentic discriminative verification for multi-hop QA.

Data Sample 1

Instruction: What nationality is Alice Delamar's father?
Reference: United States

Rank 1: American
Rank 2: I don't have information on Alice Delamar.
Rank 3: Alice Delamar's father's nationality is French.

Figure 12: A data sample constructed from 2Wiki (Ho et al., 2020) in FGVeriBench.

Data Sample 2

Instruction: In the King's Speech, who played the person who was the King of England in 1950?
Reference: Colin Firth

Rank 1: In the the King's Speech, the actor who played the person who was King of England in 1950 is Colin Firth.
Rank 2: In the King's Speech, which is set in the 1930s, Colin Firth played the King of England, George VI. However, the question pertains to 1950, and by then, the King of England was still George VI, portrayed by Colin Firth in the film.
Rank 3: George VI

Figure 13: A data sample constructed from Musique (Trivedi et al., 2022) in FGVeriBench.

PROMPT D.1: SYSTEM PROMPT FOR AGENTIC SEARCH

Your task is to determine the correct factual ranking of the provided answers. Based on the question and answers, think and identify what information you need and generate search queries using the available tools.

Question: **{{question}}**
{{answers_block}}

Leverage both tools ('search_local' for Wikipedia, 'search_web' for Google) and generate one search query per turn. If you have enough information, respond with 'READY_FOR_EVALUATION'.

PROMPT D.2: SYSTEM PROMPT FOR CONTEXT COMPRESSION

You are a fact-checking expert. Below is a history of search actions performed by an agent to gather information about a specific question and answer. Your task is to analyze this history and determine the factual correctness of the answer.

SEARCH HISTORY ###
{{search_history}}

VERIFICATION TASK ###
Based on the information from the search history, please verify the following:
****Question:** {{question}}**
****Answer to Verify:** {{answer}}**

ANALYSIS AND VERDICT ###
Based on your analysis, provide a structured response in the following format. Do not add any other text outside this structure.

****Useful Facts:**** [List key facts from the search history relevant to the answer, separated by semicolons. Example: Fact1; Fact2; Fact3;]
****Reasoning:**** [Provide a step-by-step reasoning for your verdict based on the useful facts.]
****Final Verdict:**** [Your verdict: Correct, Incorrect, or Intermediate]

PROMPT D.3: SYSTEM PROMPT FOR NAIVE GENERATIVE VERIFICATION

You are an expert fact-checking assistant. Your task is to rank all the given answers from most to least factually correct based on your internal knowledge.

Question: `{{question}}`
`{{answers_block}}`

Please first provide your explanation, and then state your final verdict in the format: ‘**Final Verdict**: <verdict> AnswerX > AnswerY > AnswerZ </verdict>’. Example: ‘**Final Verdict**: <verdict> Answer3 > Answer1 > Answer2 </verdict>’.

PROMPT D.4: SYSTEM PROMPT FOR AGENTIC GENERATIVE VERIFICATION

Based on the preceding conversation, your task is to rank all the given answers from most to least factually correct.

Question: `{{question}}`
`{{answers_block}}`

Please first provide your explanation, and then state your final verdict in the format: ‘**Final Verdict**: <verdict> AnswerX > AnswerY > AnswerZ </verdict>’. Example: ‘**Final Verdict**: <verdict> Answer3 > Answer1 > Answer2 </verdict>’.

PROMPT D.5: SYSTEM PROMPT FOR AGENTIC GENERATIVE SCORING

Based on the preceding conversation, your task is to score the factuality of the given answer from a scale of 1-10.

Question: `{{question}}`
Answer: `{{answer}}`

Please first provide your explanation, and then state your final verdict in the format: ‘**Final Verdict**: <verdict> a score between 1-10 </verdict>’. Example: ‘**Final Verdict**: <verdict> 3 </verdict>’.