

GPU-Accelerated Energy-Conserving Methods for the Hyperbolized Serre–Green–Naghdi Equations in 2D

Collin Wittenstein^{★*1,2}, Vincent Marks^{★†2}, Mario Ricchiuto^{‡3}, and Hendrik Ranocha^{§2}

¹Department of Electrical Engineering and Computer Science, Massachusetts Institute of Technology, Cambridge, MA 02139, USA

²Institute of Mathematics, Johannes Gutenberg University Mainz, 55099 Mainz, Germany

³INRIA, U. Bordeaux, CNRS, Bordeaux INP, IMB, UMR 5251, 200 Av. de la Vieille Tour, 33400 Talence, France

January 5, 2026

We develop energy-conserving numerical methods for a two-dimensional hyperbolic approximation of the Serre–Green–Naghdi equations with variable bathymetry for both periodic and reflecting boundary conditions. The hyperbolic formulation avoids the costly inversion of an elliptic operator present in the classical model. Our schemes combine split forms with summation-by-parts (SBP) operators to construct semidiscretizations that conserve the total water mass and the total energy. We provide analytical proofs of these conservation properties and also verify them numerically. While the framework is general, our implementation focuses on second-order finite-difference SBP operators. The methods are implemented in Julia for CPU and GPU architectures (AMD and NVIDIA) and achieve substantial speedups on modern accelerators. We validate the approach through convergence studies based on solitary-wave and manufactured-solution tests, and by comparisons to analytical, experimental, and existing numerical results. All source code to reproduce our results is available online.

Key words. summation-by-parts operators, dispersive wave equations, finite difference methods, structure-preserving methods, energy-conserving methods, entropy-stable methods

AMS subject classification. 65M06, 65M12, 65M20

1 Introduction

Dispersive free-surface waves are a fundamental feature of coastal and riverine hydrodynamics. They arise in diverse settings, ranging from tsunami propagation [28] to wave transformation over

*ORCID: 0009-0006-8591-278X

†ORCID: 0009-0007-4973-5074

‡ORCID: 0000-0002-1679-7339

§ORCID: 0000-0002-3456-2277

★These authors contributed equally to this work.

complex bathymetry in estuaries and engineered channels [8, 36, 63]. To capture these effects in practical large-scale simulations, many operational hazard-assessment codes rely on depth-averaged Boussinesq-type models [38]. Within this class of equations, the Serre–Green–Naghdi (SGN) system [29, 57] is of particular interest, as it combines full nonlinearity with weakly dispersive characteristics.

The aim of this work is to develop structure-preserving numerical schemes in two space dimensions for the SGN equations with variable bathymetry, accommodating both periodic and reflecting boundary conditions. For clarity, we summarize the main physical variables used throughout this work in Table 1 and visualize them in Figure 1.

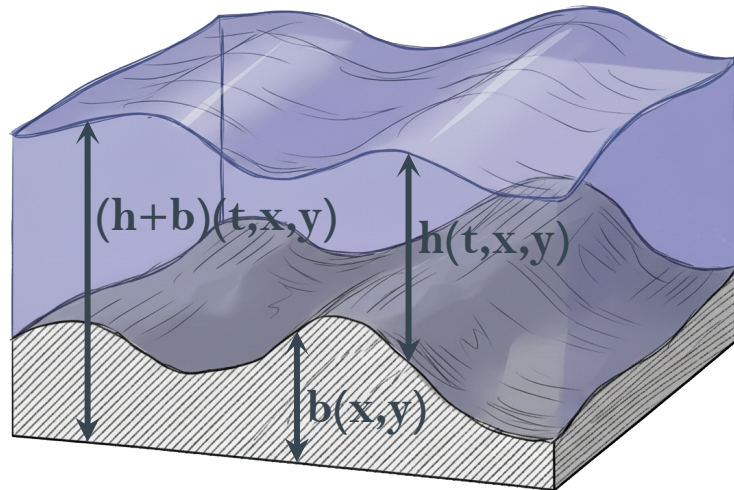


Figure 1: Sketch of the variables: total water height $h(t, x, y) + b(x, y)$, water height above the bathymetry $h(t, x, y)$, and bathymetry $b(x, y)$.

Table 1: Notation used in this work.

| Symbol | Description |
|---------|---|
| $h + b$ | total water height |
| h | water height above the bathymetry |
| b | bathymetry |
| u, v | velocity components in x - and y -direction |
| g | gravitational acceleration |

Two main formulations of the SGN equations have been employed in the literature for numerical treatment: the classical form (equation (3.1) below) involving the inversion of a nonlinear elliptic operator [27, 37] and a hyperbolic approximation (equation (3.5) below) [5, 21], see also [30, 31]. Such hyperbolizations can be implemented efficiently on modern hardware such as GPUs and have been used in the context of other dispersive wave models as well [18]. In this work, we consider the hyperbolization of [5], which includes a relaxation parameter λ and converges to the original SGN system as $\lambda \rightarrow \infty$. It offers computational advantages on relatively coarse meshes by avoiding the expensive solution of an elliptic problem at each time step.

While the energy of the (hyperbolized) Serre–Green–Naghdi system is conserved for smooth solutions, methods from the realm of hyperbolic conservation laws suggest relaxing this requirement to energy stability as a generalization of entropy stability [45, 47]. Some recent works showed that numerical dissipation can lead to a significant underestimation of wave amplitudes on coarse meshes [36, 49]. Since we do not consider wetting and drying in this work (where energy dissipation is more appropriate in combination with positivity-preserving methods), we focus on energy-conserving numerical methods, similar to recent developments for other dispersive wave

models [2, 41, 44].

To construct numerical methods that conserve the energy at the semidiscrete level, we utilize the framework of summation-by-parts (SBP) operators (see for example [22, 60]) and split forms [23]. This approach enables a systematic derivation of energy-conservative semidiscretizations by mimicking the properties employed at the continuous level: SBP operators mimic integration by parts, while split forms mimic the product and chain rules. Compared to existing work on energy-conserving methods for the SGN equations [49], we extend the methodology to the fully two-dimensional SGN system with variable bathymetry and reflecting boundary conditions. For our implementation, we mainly rely on the Julia packages `OrdinaryDiffEq.jl` [48] and `KernelAbstractions.jl` [10], enabling vendor-agnostic simulations on both CPU and GPU platforms.

The remainder of this article is organized as follows. In Section 2, we review the techniques of split forms and SBP operators that form the foundation of our spatial discretization. Section 3 provides an overview of the SGN equations in both classical and hyperbolic approximation forms, along with their energy conservation laws. In Section 4, we develop energy-conserving semidiscretizations for the two-dimensional hyperbolic SGN system with variable bathymetry, treating both periodic and reflecting boundary conditions. We validate our implementation and present numerical experiments in Section 5, including convergence studies, comparisons with experimental data, and performance benchmarks across different hardware platforms. Finally, we summarize our results and provide an outlook on future work in Section 6.

2 Review of Split Forms and Summation-by-Parts Operators

In this section, we review the techniques employed for the spatial discretization of the SGN equations. We utilize split forms combined with SBP operators to guarantee conservation of a discrete energy. Following the method of lines approach, we first discretize in space and subsequently perform the time integration.

2.1 Split Forms

In general, discrete derivative operators do not satisfy discrete analogs of the product and chain rules [51]. To address this limitation, we employ split forms [23] that mimic those, thereby enabling us to prove energy conservation solely through integration by parts.

For example, consider the classical 1D shallow water equations with constant bathymetry

$$\begin{aligned} h_t + (hu)_x &= 0, \\ (hu)_t + \left(hu^2 + \frac{1}{2}gh^2\right)_x &= 0. \end{aligned} \tag{2.1}$$

For smooth solutions, these equations satisfy the energy conservation law

$$\underbrace{\left(\frac{1}{2}gh^2 + \frac{1}{2}hu^2\right)}_{=E}_t + \underbrace{\left(gh^2u + \frac{1}{2}hu^3\right)}_{=F}_x = 0. \tag{2.2}$$

A split form of equation (2.1) is given by [49, 53]

$$\begin{aligned} h_t + h_x u + hu_x &= 0, \\ hu_t + g(h^2)_x - gh h_x + \frac{1}{2}h(u^2)_x - \frac{1}{2}h_x u^2 + \frac{1}{2}(hu)_x u - \frac{1}{2}huu_x &= 0. \end{aligned} \tag{2.3}$$

Using integration by parts, we can verify that the energy is conserved

$$\begin{aligned}
\frac{d}{dt} \int E \, dx &= \frac{d}{dt} \int \left(\frac{1}{2} g h^2 + \frac{1}{2} h u^2 \right) dx \\
&= \int \left(g h h_t + \frac{1}{2} h_t u^2 + h u u_t \right) dx \\
&= \int \left[g h (-h_x u - h u_x) + \frac{1}{2} u^2 (-h_x u - h u_x) \right] dx \\
&\quad - \int u \left[g (h^2)_x - g h h_x + \frac{1}{2} h (u^2)_x - \frac{1}{2} h_x u^2 + \frac{1}{2} (h u)_x u - \frac{1}{2} h u u_x \right] dx \\
&= \int \left(-g h h_x u + g h h_x u - g h^2 u_x - g u (h^2)_x - \frac{1}{2} u^3 h_x + \frac{1}{2} h_x u^3 \right. \\
&\quad \left. - \frac{1}{2} u^2 h u_x + \frac{1}{2} h u^2 u_x - \frac{1}{2} h u (u^2)_x - \frac{1}{2} u^2 (h u)_x \right) dx = 0.
\end{aligned} \tag{2.4}$$

2.2 Summation-by-Parts Operators

SBP operators are discrete derivative operators that mimic integration by parts and thereby enable the transfer of analytical results from the continuous setting to discrete settings. An SBP operator consists of a derivative operator and a mass matrix M that defines a quadrature rule. Originally proposed in the finite difference context [7, 39, 58], SBP operators have a broad range of applications, including finite volume [46], continuous finite element [1, 32, 34], discontinuous Galerkin [6, 25], flux reconstruction [35, 56, 64], active flux methods [3, 19], and meshfree schemes [33, 40].

The definitions and notations described in this section are standard in the SBP literature, e.g., [22, 55, 60]. Here, we focus on one-dimensional SBP operators and extend them to multiple dimensions via tensor products as usual for finite difference methods.

We discretize the spatial domain $[x_{\min}, x_{\max}]$ using a nodal collocation method. Thus, we first introduce the grid $\mathbf{x} = (x_1, \dots, x_N)^T$, where $x_{\min} = x_1 \leq x_2 \leq \dots \leq x_N = x_{\max}$. The discrete representation \mathbf{u} of a function u consists of its values at the grid points, i.e., $u_i = u(x_i)$. Nonlinear operations such as $(u^2)_i = u_i^2$ are evaluated componentwise. Moreover, $\mathbf{1} = (1, \dots, 1)^T$ denotes the vector of ones. Finally, we use the notation $\mathbf{e}_L = (1, 0, \dots, 0)^T$, $\mathbf{e}_R = (0, \dots, 0, 1)^T$.

Definition 2.1. Given a grid \mathbf{x} , a p -th order accurate i -th derivative matrix $D^{(i)}$ is a matrix that satisfies

$$\forall k \in \{0, \dots, p\} : \quad D^{(i)} \mathbf{x}^k = k(k-1) \dots (k-i+1) \mathbf{x}^{k-i}, \tag{2.5}$$

with the convention $\mathbf{x}^0 = \mathbf{1}$ and $0 \mathbf{x}^k = \mathbf{0}$. We say $D^{(i)}$ is consistent if $p \geq 0$. \triangleleft

Definition 2.2. A first-derivative SBP operator consists of a grid \mathbf{x} , a consistent first-derivative matrix D , and a symmetric and positive-definite matrix M such that

$$MD + D^T M = \mathbf{e}_R \mathbf{e}_R^T - \mathbf{e}_L \mathbf{e}_L^T. \tag{2.6}$$

We refer to M as a mass matrix or norm matrix. In the periodic case, we define $\mathbf{e}_{L/R} = \mathbf{0}$ such that

$$MD + D^T M = \mathbf{0}. \tag{2.7}$$

\triangleleft

This definition yields a discrete version of integration by parts as

$$\begin{aligned}
\underbrace{\mathbf{u}^T M D \mathbf{v}}_{\approx} + \underbrace{\mathbf{u}^T D^T M \mathbf{v}}_{\approx} &= \underbrace{\mathbf{u}^T \mathbf{e}_R \mathbf{e}_R^T \mathbf{v}}_{\approx} - \underbrace{\mathbf{u}^T \mathbf{e}_L \mathbf{e}_L^T \mathbf{v}}_{\approx} \\
\int_{x_{\min}}^{x_{\max}} u (\partial_x v) \, dx + \int_{x_{\min}}^{x_{\max}} (\partial_x u) v \, dx &= u(x_{\max}) v(x_{\max}) - u(x_{\min}) v(x_{\min}).
\end{aligned} \tag{2.8}$$

Since we are dealing with a two-dimensional problem, we also need to consider SBP operators in multiple dimensions. Following [50], we provide the following definition:

Definition 2.3 (Multidimensional SBP operator). An SBP operator on a d -dimensional element Ω with order of accuracy $p \in \mathbb{N}$ consists of the following components:

- **Derivative operators** D_j , $j \in \{1, \dots, d\}$, approximating the partial derivative in the j -th coordinate direction. These are required to be exact for polynomials of degree $\leq p$.
- **Mass matrix** M , approximating the L_2 scalar product on Ω via

$$\mathbf{u}^T M \mathbf{v} = \langle \mathbf{u}, \mathbf{v} \rangle_M \approx \langle u, v \rangle_{L_2(\Omega)} = \int_{\Omega} uv \, dx, \quad (2.9)$$

where u, v are functions on Ω and \mathbf{u}, \mathbf{v} their approximations in the SBP basis (i.e., their projections onto the grid).

- **Restriction operator** R , performing interpolation of functions from the volume Ω to the boundary $\partial\Omega$.
- **Boundary mass matrix** B , approximating the L_2 scalar product on $\partial\Omega$ via

$$\mathbf{u}_B^T B \mathbf{v}_B = \langle \mathbf{u}_B, \mathbf{v}_B \rangle_B \approx \langle u_B, v_B \rangle_{L_2(\partial\Omega)} = \int_{\partial\Omega} u_B v_B \, ds, \quad (2.10)$$

where u_B, v_B are functions on $\partial\Omega$ and $\mathbf{u}_B, \mathbf{v}_B$ their approximations in the SBP basis.

- **Multiplication operators** N_j , $j \in \{x, y, z, \dots\}$, performing multiplication of functions on the boundary $\partial\Omega$ with the j -th component n_j of the outer unit normal vector. Thus, if \mathbf{u} is the approximation of a function $u|_{\Omega}$ in the SBP basis, then $R\mathbf{u}$ is the approximation of $u|_{\partial\Omega}$ on the boundary, and $N_j R\mathbf{u}$ is the approximation of $n_j u|_{\partial\Omega}$, where n_j is the j -th component of the outer unit normal at $\partial\Omega$.
- The restriction and boundary operators satisfy

$$\mathbf{u}^T R^T B N_j R \mathbf{v} \approx \int_{\partial\Omega} uv n_j \, ds, \quad (2.11)$$

where n_j is the j -th component of the outer unit normal vector \mathbf{n} , and this approximation has to be exact for polynomials of degree $\leq p$.

- Finally, the **SBP property**

$$M D_j + D_j^T M = R^T B N_j R \quad (2.12)$$

has to be fulfilled, mimicking the divergence theorem on a discrete level

$$\begin{aligned} \int_{\Omega} u (\partial_j v) \, dx + \int_{\Omega} (\partial_j u) v \, dx \\ \approx \mathbf{u}^T M D_j \mathbf{v} + \mathbf{u}^T D_j^T M \mathbf{v} = \mathbf{u}^T R^T B N_j R \mathbf{v} \approx \int_{\partial\Omega} uv n_j \, ds. \end{aligned} \quad (2.13)$$

In one space dimension, the indices of the derivative and multiplication operators D_x, N_x are typically dropped. Furthermore, the boundary matrix is the 2×2 identity matrix $B = \text{diag}(1, 1)$, and multiplication with the outer normal is given by $N = \text{diag}(-1, 1)$, i.e., $BN = \mathbf{e}_R \mathbf{e}_R^T - \mathbf{e}_L \mathbf{e}_L^T$. \triangleleft

Further information about SBP operators in multidimensional settings can be found in [32, 52]. We use tensor products of one-dimensional SBP operators as usual for finite difference methods. The concrete operators employed in this work are specified in Remark 4.4.

3 Review of the Serre–Green–Naghdi Equations

In this section, we review the two-dimensional SGN equations in both their classical form and their hyperbolic approximation with variable bathymetry. For each formulation, we present the corresponding energy conservation law.

3.1 Classical Form with Variable Bathymetry

The classical two-dimensional SGN equations with variable bathymetry [27] read

$$\begin{aligned} h_t + \frac{\partial}{\partial x_j}(hv_j) &= 0, \\ (hv_i)_t + \frac{\partial}{\partial x_j} \left(hv_i v_j + \left(\frac{gh^2}{2} + \frac{h^2}{3} \left(\ddot{h} + \frac{3}{2} \ddot{b} \right) \right) \delta_{ij} \right) + \left(gh + h \left(\ddot{b} + \frac{1}{2} \ddot{h} \right) \right) \frac{\partial b}{\partial x_i} &= 0. \end{aligned} \quad (3.1)$$

Here, the dot notation denotes the material derivative along the velocity

$$\dot{f} = \frac{\partial f}{\partial t} + u \frac{\partial f}{\partial x} + v \frac{\partial f}{\partial y} \quad (3.2)$$

for any scalar function $f(t, x, y)$, and two dots denote the corresponding second material derivative. For $b_t = 0$, the system satisfies the energy conservation law

$$(h\mathcal{E})_t + \frac{\partial}{\partial x_j} \left(\left(h\mathcal{E} + \frac{gh^2}{2} + \frac{h^2}{3} \left(\ddot{h} + \frac{3}{2} \ddot{b} \right) \right) v_j \right) = 0 \quad (3.3)$$

with

$$\mathcal{E} = \frac{u^2 + v^2}{2} + g \left(\frac{h}{2} + b \right) + \frac{1}{6} \left(\dot{h} + \frac{3}{2} \dot{b} \right)^2 + \frac{1}{8} \dot{b}^2. \quad (3.4)$$

3.2 Hyperbolic Approximation with Variable Bathymetry

The classical SGN equations require solving an elliptic system to obtain the time derivatives of the velocity at each time step, which is computationally expensive [27]. An alternative approach is to use a hyperbolic approximation of the SGN equations [21]. The key idea is as follows: Starting from the master Lagrangian of the SGN equations [21], we introduce additional potentials and a constant λ , adding them to the master Lagrangian to create an augmented Lagrangian. The Euler–Lagrange equations of this augmented Lagrangian converge to the original SGN equations as $\lambda \rightarrow \infty$. If these Euler–Lagrange equations possess additional properties (such as unconditional hyperbolicity; see [21] for details), they are referred to as a hyperbolic approximation. Previous work has derived a two-dimensional hyperbolic approximation of the SGN equations [5] and rigorously established its properties [14].

The two-dimensional hyperbolic SGN equations with variable bathymetry are given by

$$\begin{aligned} \frac{\partial h}{\partial t} + \frac{\partial}{\partial x_k}(hv_k) &= 0, \\ \frac{\partial hv_i}{\partial t} + \frac{\partial}{\partial x_k} \left(hv_i v_k + \left(\frac{1}{2} gh^2 + hp \right) \delta_{ik} \right) + \left(gh + \frac{3}{2} \frac{h}{\eta} p \right) \frac{\partial b}{\partial x_i} &= 0, \\ \frac{\partial h\eta}{\partial t} + \frac{\partial}{\partial x_k}(h\eta v_k) + \frac{3}{2} hv_k \frac{\partial b}{\partial x_k} &= hw, \\ \frac{\partial hw}{\partial t} + \frac{\partial}{\partial x_k}(hwv_k) &= \lambda \left(1 - \frac{\eta}{h} \right), \\ \frac{\partial b}{\partial t} &= 0, \end{aligned} \quad (3.5)$$

where

$$p(h, \eta) = \frac{\lambda}{3} \frac{\eta}{h} \left(1 - \frac{\eta}{h} \right). \quad (3.6)$$

This system also satisfies an energy conservation law

$$\underbrace{\left(h \left(\frac{u^2 + v^2}{2} + e \right) \right)}_E + \frac{\partial}{\partial x_k} \underbrace{\left(\left(h \left(\frac{u^2 + v^2}{2} + e \right) + P \right) v_k \right)}_{F_k} = 0 \quad (3.7)$$

with

$$\begin{aligned} e &= \frac{1}{6} w^2 + \frac{g}{2} (h + 2b) + \frac{\lambda}{6} \left(\frac{\eta}{h} - 1 \right)^2, \\ P &= \frac{g h^2}{2} + \frac{\lambda}{3} \eta \left(1 - \frac{\eta}{h} \right). \end{aligned} \quad (3.8)$$

In the limit $\lambda \rightarrow \infty$, we (formally) obtain

$$\eta = h, \quad w = -h \cdot (\partial_x u + \partial_y v) + \frac{3}{2} \cdot (u \partial_x b + v \partial_y b). \quad (3.9)$$

Remark 3.1. Note that the hyperbolic approximation presented here is based on the mild-slope approximation. In [5], the augmented Lagrangian used to derive the hyperbolic formulation is simplified by assuming time-independent bathymetry ($b_t = 0$) and small gradients of b . ◀

4 Energy-Conserving Methods for the 2D Hyperbolization

In this section, we extend existing energy-conserving methods for the SGN equations in one space dimension [49] to the two-dimensional hyperbolic SGN equations with variable bathymetry for periodic and reflecting boundary conditions.

4.1 Periodic Boundary Conditions

For periodic boundary conditions, we propose the semidiscretization

$$\begin{aligned}
& \mathbf{h}_t + \mathbf{u}D_x\mathbf{h} + \mathbf{h}D_x\mathbf{u} + \mathbf{v}D_y\mathbf{h} + \mathbf{h}D_y\mathbf{v} = \mathbf{0}, \\
& \mathbf{h}\mathbf{u}_t + gD_x(\mathbf{h}(\mathbf{h} + \mathbf{b})) - g(\mathbf{h} + \mathbf{b})D_x\mathbf{h} + \frac{1}{2}\mathbf{h}D_x(\mathbf{u}^2) - \frac{1}{2}\mathbf{u}^2D_x\mathbf{h} + \frac{1}{2}\mathbf{u}D_x(\mathbf{h}\mathbf{u}) - \frac{1}{2}\mathbf{h}\mathbf{u}D_x\mathbf{u} \\
& \quad + \frac{1}{2}D_y(\mathbf{h}\mathbf{u}\mathbf{v}) - \frac{1}{2}\mathbf{u}\mathbf{v}D_y\mathbf{h} + \frac{1}{2}\mathbf{h}\mathbf{v}D_y\mathbf{u} - \frac{1}{2}\mathbf{h}\mathbf{u}D_y\mathbf{v} \\
& \quad + \frac{\lambda}{6}\frac{\eta^2}{h^2}D_x\mathbf{h} + \frac{\lambda}{3}D_x\eta - \frac{\lambda}{3}\frac{\eta}{h}D_x\eta - \frac{\lambda}{6}D_x\left(\frac{\eta^2}{h}\right) + \frac{\lambda}{2}\left(1 - \frac{\eta}{h}\right)D_x\mathbf{b} = \mathbf{0}, \\
& \mathbf{h}\mathbf{v}_t + gD_y(\mathbf{h}(\mathbf{h} + \mathbf{b})) - g(\mathbf{h} + \mathbf{b})D_y\mathbf{h} + \frac{1}{2}\mathbf{h}D_y(\mathbf{v}^2) - \frac{1}{2}\mathbf{v}^2D_y\mathbf{h} + \frac{1}{2}\mathbf{v}D_y(\mathbf{h}\mathbf{v}) - \frac{1}{2}\mathbf{h}\mathbf{v}D_y\mathbf{v} \\
& \quad + \frac{1}{2}D_x(\mathbf{h}\mathbf{u}\mathbf{v}) - \frac{1}{2}\mathbf{u}\mathbf{v}D_x\mathbf{h} + \frac{1}{2}\mathbf{h}\mathbf{u}D_x\mathbf{v} - \frac{1}{2}\mathbf{h}\mathbf{v}D_x\mathbf{u} \\
& \quad + \frac{\lambda}{6}\frac{\eta^2}{h^2}D_y\mathbf{h} + \frac{\lambda}{3}D_y\eta - \frac{\lambda}{3}\frac{\eta}{h}D_y\eta - \frac{\lambda}{6}D_y\left(\frac{\eta^2}{h}\right) + \frac{\lambda}{2}\left(1 - \frac{\eta}{h}\right)D_y\mathbf{b} = \mathbf{0}, \\
& \mathbf{h}\mathbf{w}_t + \frac{1}{2}D_x(\mathbf{h}\mathbf{u}\mathbf{w}) + \frac{1}{2}\mathbf{h}\mathbf{u}D_x\mathbf{w} - \frac{1}{2}\mathbf{u}\mathbf{w}D_x\mathbf{h} - \frac{1}{2}\mathbf{h}\mathbf{w}D_x\mathbf{u} \\
& \quad + \frac{1}{2}D_y(\mathbf{h}\mathbf{v}\mathbf{w}) + \frac{1}{2}\mathbf{h}\mathbf{v}D_y\mathbf{w} - \frac{1}{2}\mathbf{v}\mathbf{w}D_y\mathbf{h} - \frac{1}{2}\mathbf{h}\mathbf{w}D_y\mathbf{v} = \lambda\left(1 - \frac{\eta}{h}\right), \\
& \eta_t + \mathbf{u}D_x\eta + \mathbf{v}D_y\eta + \frac{3}{2}\mathbf{u}D_x\mathbf{b} + \frac{3}{2}\mathbf{v}D_y\mathbf{b} = \mathbf{w}.
\end{aligned} \tag{4.1}$$

Theorem 4.1. Consider the semidiscretization (4.1) of the two-dimensional hyperbolic approximation of the SGN equations (3.5) with periodic boundary conditions. If D_x, D_y are periodic first-derivative SBP operators with diagonal mass/norm matrix M ,

1. the total water mass $\mathbf{1}^T M \mathbf{h}$ is conserved.
2. the total energy $\mathbf{1}^T M \mathbf{E}$ is conserved.

Proof. Part 1: We get

$$\begin{aligned}
\partial_t(\mathbf{1}^T M \mathbf{h}) &= \mathbf{1}^T M \partial_t \mathbf{h} \\
&= -\mathbf{1}^T M \mathbf{u} D_x \mathbf{h} - \mathbf{1}^T M \mathbf{h} D_x \mathbf{u} - \mathbf{1}^T M \mathbf{v} D_y \mathbf{h} - \mathbf{1}^T M \mathbf{h} D_y \mathbf{v} \\
&= -(\mathbf{u}^T M D_x \mathbf{h} + \mathbf{h}^T M D_x \mathbf{u} + \mathbf{v}^T M D_y \mathbf{h} + \mathbf{h}^T M D_y \mathbf{v}) = 0
\end{aligned}$$

using the periodic SBP property $M D_d + D_d^T M = 0$ for $d \in \{1, 2\}$.

Part 2: To show energy conservation, we have to show that

$$-\partial_q \mathbf{E} \cdot \partial_t \mathbf{q} = \partial_h \mathbf{E} \cdot \partial_t \mathbf{h} + \partial_u \mathbf{E} \cdot \partial_t \mathbf{u} + \partial_v \mathbf{E} \cdot \partial_t \mathbf{v} + \partial_w \mathbf{E} \cdot \partial_t \mathbf{w} + \partial_\eta \mathbf{E} \cdot \partial_t \eta = 0 \tag{4.2}$$

is satisfied, with the energy

$$E = h \left(\frac{u^2 + v^2}{2} + \frac{1}{6} w^2 + \frac{g}{2} (h + 2b) + \frac{\lambda}{6} \left(\frac{\eta}{h} - 1 \right)^2 \right)$$

and its derivatives

$$\begin{aligned}
\partial_u E &= hu, \\
\partial_v E &= hv, \\
\partial_w E &= \frac{1}{3}hw, \\
\partial_\eta E &= -\frac{\lambda}{3}\left(1 - \frac{\eta}{h}\right), \\
\partial_h E &= \frac{1}{2}u^2 + \frac{1}{2}v^2 + \frac{1}{6}w^2 + g\mathbf{h} + g\mathbf{b} + \frac{\lambda}{6}\left(1 - \frac{\eta^2}{h^2}\right).
\end{aligned} \tag{4.3}$$

We compute

$$\begin{aligned}
& -\partial_t(\mathbf{1}^T ME) \\
&= -\left(\mathbf{1}^T M\partial_h E\partial_t \mathbf{h} + \mathbf{1}^T M\partial_u E\partial_t \mathbf{u} + \mathbf{1}^T M\partial_v E\partial_t \mathbf{v} + \mathbf{1}^T M\partial_w E\partial_t \mathbf{w} + \mathbf{1}^T M\partial_\eta E\partial_t \eta\right) \\
&= \mathbf{1}^T M\left(g\mathbf{h} + g\mathbf{b} + \frac{1}{2}u^2 + \frac{1}{2}v^2 + \frac{1}{6}w^2 + \frac{\lambda}{6}\left(1 - \frac{\eta^2}{h^2}\right)\right)\left(uD_x \mathbf{h} + hD_x \mathbf{u} + vD_y \mathbf{h} + hD_y \mathbf{v}\right) \\
&+ \mathbf{1}^T Mu\left(gD_x(\mathbf{h}(\mathbf{h} + \mathbf{b})) - g(\mathbf{h} + \mathbf{b})D_x \mathbf{h} + \frac{1}{2}hD_x u^2 - \frac{1}{2}u^2 D_x \mathbf{h} + \frac{1}{2}uD_x(hu)\right. \\
&- \frac{1}{2}huD_x \mathbf{u} + \frac{1}{2}D_y(huv) + \frac{1}{2}\left(-uvD_y \mathbf{h} + hvD_y \mathbf{u} - huD_y \mathbf{v}\right) \\
&+ \frac{\lambda}{6}\frac{\eta^2}{h^2}D_x \mathbf{h} + \frac{\lambda}{3}D_x \eta - \frac{\lambda}{3}\frac{\eta}{h}D_x \eta - \frac{\lambda}{6}D_x\left(\frac{\eta^2}{h}\right) + \frac{\lambda}{2}\left(1 - \frac{\eta}{h}\right)D_x \mathbf{b}\Big) \\
&+ \mathbf{1}^T Mv\left(gD_y(\mathbf{h}(\mathbf{h} + \mathbf{b})) - g(\mathbf{h} + \mathbf{b})D_y \mathbf{h} + \frac{1}{2}hD_y(v^2) - \frac{1}{2}v^2 D_y \mathbf{h} + \frac{1}{2}vD_y(hv)\right. \\
&- \frac{1}{2}hvD_y \mathbf{v} + \frac{1}{2}D_x(huv) + \frac{1}{2}\left(-uvD_x \mathbf{h} + huD_x \mathbf{v} - hvD_x \mathbf{u}\right) + \frac{\lambda}{6}\frac{\eta^2}{h^2}D_y \mathbf{h} + \frac{\lambda}{3}D_y \eta \\
&- \frac{\lambda}{3}\frac{\eta}{h}D_y \eta - \frac{\lambda}{6}D_y\left(\frac{\eta^2}{h}\right) + \frac{\lambda}{2}\left(1 - \frac{\eta}{h}\right)D_y \mathbf{b}\Big) \\
&+ \mathbf{1}^T M\left(\frac{1}{3}w\right)\left(\frac{1}{2}D_x(huw) + \frac{1}{2}huD_x w - \frac{1}{2}uwD_x \mathbf{h} - \frac{1}{2}hwD_x \mathbf{u}\right. \\
&+ \frac{1}{2}D_y(hvw) + \frac{1}{2}hvD_y w - \frac{1}{2}vwD_y \mathbf{h} - \frac{1}{2}hwD_y \mathbf{v} - \lambda\left(1 - \frac{\eta}{h}\right)\Big) \\
&+ \mathbf{1}^T M\left(-\frac{\lambda}{3}\left(1 - \frac{\eta}{h}\right)\right)\left(uD_x \eta + vD_y \eta + \frac{3}{2}uD_x \mathbf{b} + \frac{3}{2}vD_y \mathbf{b} - w\right).
\end{aligned}$$

To simplify the equation above, we decompose the expression for $\partial_t(\mathbf{1}^T ME)$ into a shallow water (SW) component and a non-hydrostatic (NHS) component. In the subsequent calculation, several terms cancel either due to appearing twice with opposite signs or because of the periodic SBP

property. First, the SW part is

$$\begin{aligned}
& g(\mathbf{h}\mathbf{u})^T MD_x \mathbf{h} + g(\mathbf{h}^2)^T MD_x \mathbf{u} + g(\mathbf{h}\mathbf{v})^T MD_y \mathbf{h} + g(\mathbf{h}^2)^T MD_y \mathbf{v} \\
& + \frac{1}{2}(\mathbf{u}^3)^T MD_x \mathbf{h} + \frac{1}{2}(\mathbf{u}^2 \mathbf{h})^T MD_x \mathbf{u} + \frac{1}{2}(\mathbf{u}^2 \mathbf{v})^T MD_y \mathbf{h} + \frac{1}{2}(\mathbf{u}^2 \mathbf{h})^T MD_y \mathbf{v} \\
& + \frac{1}{2}(\mathbf{v}^2 \mathbf{u})^T MD_x \mathbf{h} + \frac{1}{2}(\mathbf{v}^2 \mathbf{h})^T MD_x \mathbf{u} + \frac{1}{2}(\mathbf{v}^3)^T MD_y \mathbf{h} \\
& + \frac{1}{2}(\mathbf{v}^2 \mathbf{h})^T MD_y \mathbf{v} + g(\mathbf{h}\mathbf{u})^T MD_x \mathbf{h} \\
& - g(\mathbf{u}(\mathbf{h} + \mathbf{b}))^T MD_x \mathbf{h} + \frac{1}{2}(\mathbf{h}\mathbf{u})^T MD_x (\mathbf{u}^2) - \frac{1}{2}(\mathbf{u}^3)^T MD_x \mathbf{h} + \frac{1}{2}(\mathbf{u}^2)^T MD_x (\mathbf{h}\mathbf{u}) \\
& - \frac{1}{2}(\mathbf{h}\mathbf{u}^2)^T MD_x \mathbf{u} + \frac{1}{2}(\mathbf{u})^T MD_y (\mathbf{h}\mathbf{u}\mathbf{v}) - \frac{1}{2}(\mathbf{u}^2 \mathbf{v})^T MD_y \mathbf{h} + \frac{1}{2}(\mathbf{h}\mathbf{u}\mathbf{v})^T MD_y \mathbf{u} \\
& - \frac{1}{2}(\mathbf{h}\mathbf{u}^2)^T MD_y \mathbf{v} + g(\mathbf{v})^T MD_y (\mathbf{h}(\mathbf{h} + \mathbf{b})) - g(\mathbf{v}(\mathbf{h} + \mathbf{b}))^T MD_y \mathbf{h} + \frac{1}{2}(\mathbf{h}\mathbf{v})^T MD_y (\mathbf{v}^2) \\
& - \frac{1}{2}(\mathbf{v}^3)^T MD_y \mathbf{h} + \frac{1}{2}(\mathbf{v}^2)^T MD_y (\mathbf{h}\mathbf{v}) - \frac{1}{2}(\mathbf{h}\mathbf{v}^2)^T MD_y \mathbf{v} + \frac{1}{2}(\mathbf{v})^T MD_x (\mathbf{h}\mathbf{u}\mathbf{v}) \\
& - \frac{1}{2}(\mathbf{v}^2 \mathbf{u})^T MD_x \mathbf{h} + \frac{1}{2}(\mathbf{h}\mathbf{u}\mathbf{v})^T MD_x \mathbf{v} - \frac{1}{2}(\mathbf{h}\mathbf{v}^2)^T MD_x \mathbf{u} + g(\mathbf{b}\mathbf{u})^T MD_x \mathbf{h} \\
& + g(\mathbf{h}\mathbf{b})^T MD_x \mathbf{u} + g(\mathbf{b}\mathbf{v})^T MD_y \mathbf{h} + g(\mathbf{h}\mathbf{b})^T MD_y \mathbf{v} \\
& = g(\mathbf{h}\mathbf{u})^T MD_x \mathbf{h} + g(\mathbf{b}\mathbf{u})^T MD_x \mathbf{h} - g(\mathbf{u}(\mathbf{h} + \mathbf{b}))^T MD_x \mathbf{h} \\
& + g(\mathbf{h}^2)^T MD_x \mathbf{u} + g(\mathbf{u})^T MD_x \mathbf{h}^2 + g(\mathbf{h}^2)^T MD_y \mathbf{v} + g(\mathbf{v})^T MD_y \mathbf{h}^2 \\
& + \frac{1}{2}(\mathbf{u}^2)^T MD_x (\mathbf{h}\mathbf{u}) + \frac{1}{2}(\mathbf{h}\mathbf{u})^T MD_x \mathbf{u}^2 + \frac{1}{2}(\mathbf{h}\mathbf{u}\mathbf{v})^T MD_x \mathbf{v} + \frac{1}{2}(\mathbf{v})^T MD_x (\mathbf{h}\mathbf{u}\mathbf{v}) \\
& + \frac{1}{2}(\mathbf{h}\mathbf{u}\mathbf{v})^T MD_y \mathbf{u} + \frac{1}{2}(\mathbf{u})^T MD_y \mathbf{h}\mathbf{u}\mathbf{v} + \frac{1}{2}(\mathbf{v}^2)^T MD_x \mathbf{v}\mathbf{h} + (\mathbf{v}\mathbf{h})^T MD_x \mathbf{v}^2 \\
& + g(\mathbf{h}\mathbf{b})^T MD_x \mathbf{u} + g(\mathbf{u})^T MD_x (\mathbf{h}\mathbf{b}) + g(\mathbf{h}\mathbf{b})^T MD_y \mathbf{v} + g(\mathbf{v})^T MD_y (\mathbf{h}\mathbf{b}) \\
& = 0.
\end{aligned}$$

The NHS part is

$$\begin{aligned}
& \frac{1}{6}(\mathbf{w}^2 \mathbf{u})^T MD_x \mathbf{h} + \frac{1}{6}(\mathbf{w}^2 \mathbf{h})^T MD_x \mathbf{u} + \frac{1}{6}(\mathbf{w}^2 \mathbf{v})^T MD_y \mathbf{h} + \frac{1}{6}(\mathbf{w}^2 \mathbf{h})^T MD_y \mathbf{v} \\
& + \frac{\lambda}{6} \left(\left(1 - \frac{\eta^2}{h^2} \right) \mathbf{u} \right)^T MD_x \mathbf{h} + \frac{\lambda}{6} \left(\left(1 - \frac{\eta^2}{h^2} \right) \mathbf{h} \right)^T MD_x \mathbf{u} + \frac{\lambda}{6} \left(\left(1 - \frac{\eta^2}{h^2} \right) \mathbf{v} \right)^T MD_y \mathbf{h} \\
& + \frac{\lambda}{6} \left(\left(1 - \frac{\eta^2}{h^2} \right) \mathbf{h} \right)^T MD_y \mathbf{v} + \frac{1}{6}(\mathbf{w})^T MD_x (\mathbf{h}\mathbf{u}\mathbf{w}) + \frac{1}{6}(\mathbf{w}\mathbf{h}\mathbf{u})^T MD_x (\mathbf{w}) \\
& - \frac{1}{6}(\mathbf{w}^2 \mathbf{u})^T MD_x (\mathbf{h}) - \frac{1}{6}(\mathbf{w}^2 \mathbf{h})^T MD_x (\mathbf{u}) + \frac{1}{6}(\mathbf{w})^T MD_y (\mathbf{h}\mathbf{v}\mathbf{w}) + \frac{1}{6}(\mathbf{w}\mathbf{h}\mathbf{v})^T MD_y (\mathbf{w}) \\
& - \frac{1}{6}(\mathbf{w}^2 \mathbf{v})^T MD_y (\mathbf{h}) - \frac{1}{6}(\mathbf{w}^2 \mathbf{h})^T MD_y (\mathbf{v}) - \frac{1}{3} \left(\mathbf{w}\lambda \left(1 - \frac{\eta}{h} \right) \right)^T M \\
& - \frac{\lambda}{3} \left(\left(1 - \frac{\eta}{h} \right) \mathbf{u} \right)^T MD_x \eta - \frac{\lambda}{3} \left(\left(1 - \frac{\eta}{h} \right) \mathbf{v} \right)^T MD_y \eta - \frac{\lambda}{2} \left(\left(1 - \frac{\eta}{h} \right) \mathbf{u} \right)^T MD_x \mathbf{b} \\
& - \frac{\lambda}{2} \left(\left(1 - \frac{\eta}{h} \right) \mathbf{v} \right)^T MD_y \mathbf{b} + \frac{\lambda}{3} \left(\left(1 - \frac{\eta}{h} \right) \mathbf{w} \right)^T M + \frac{\lambda}{6} \left(\mathbf{u} \frac{\eta^2}{h^2} \right)^T MD_x \mathbf{h} + \frac{\lambda}{3} (\mathbf{u})^T MD_x \eta
\end{aligned}$$

$$\begin{aligned}
& -\frac{\lambda}{3} \left(\mathbf{u} \frac{\boldsymbol{\eta}}{h} \right)^T MD_x \boldsymbol{\eta} - \frac{\lambda}{6} (\mathbf{u})^T MD_x \left(\frac{\boldsymbol{\eta}^2}{h} \right) + \frac{\lambda}{2} \left(\mathbf{u} \left(1 - \frac{\boldsymbol{\eta}}{h} \right) \right)^T MD_x \mathbf{b} + \frac{\lambda}{6} \left(\mathbf{v} \frac{\boldsymbol{\eta}^2}{h^2} \right)^T MD_y \mathbf{h} \\
& + \frac{\lambda}{3} (\mathbf{v})^T MD_y \boldsymbol{\eta} - \frac{\lambda}{3} \left(\mathbf{v} \frac{\boldsymbol{\eta}}{h} \right)^T MD_y \boldsymbol{\eta} - \frac{\lambda}{6} (\mathbf{v})^T MD_y \left(\frac{\boldsymbol{\eta}^2}{h} \right) + \frac{\lambda}{2} \left(\mathbf{v} \left(1 - \frac{\boldsymbol{\eta}}{h} \right) \right)^T MD_y \mathbf{b} \\
& = \frac{1}{6} (\mathbf{w})^T MD_x (\mathbf{h} \mathbf{u} \mathbf{w}) + \frac{1}{6} (\mathbf{w} \mathbf{h} \mathbf{u})^T MD_x \mathbf{w} + \frac{1}{6} (\mathbf{w})^T MD_y (\mathbf{h} \mathbf{v} \mathbf{w}) + \frac{1}{6} (\mathbf{w} \mathbf{h} \mathbf{v})^T MD_y \mathbf{w} \\
& + \frac{\lambda}{6} (\mathbf{h})^T MD_x \mathbf{u} + \frac{\lambda}{6} \mathbf{u}^T MD_x \mathbf{h} - \frac{\lambda}{6} \left(\frac{\boldsymbol{\eta}^2}{h} \right)^T MD_x \mathbf{u} - \frac{\lambda}{6} \mathbf{u}^T MD_x \frac{\boldsymbol{\eta}^2}{h} \\
& + \frac{\lambda}{6} (\mathbf{h})^T MD_y \mathbf{v} + \frac{\lambda}{6} \mathbf{v}^T MD_y \mathbf{h} - \frac{\lambda}{6} \left(\frac{\boldsymbol{\eta}^2}{h} \right)^T MD_y \mathbf{v} - \frac{\lambda}{6} \mathbf{v}^T MD_y \frac{\boldsymbol{\eta}^2}{h} \\
& = 0.
\end{aligned}$$

Thus, the semidiscretization conserves the energy. \square

Remark 4.2. For $\lambda = 0$, the hyperbolic system reduces to the shallow-water equations. Consequently, Theorem 4.1 provides, as a special case, an energy-conserving semidiscretization of the 2D shallow water equations with variable bathymetry, given by

$$\begin{aligned}
& h_t + \mathbf{u} D_x \mathbf{h} + \mathbf{h} D_x \mathbf{u} + \mathbf{v} D_y \mathbf{h} + \mathbf{h} D_y \mathbf{v} = 0, \\
& \mathbf{h} \mathbf{u}_t + g D_x (\mathbf{h} (\mathbf{h} + \mathbf{b})) - g (\mathbf{h} + \mathbf{b}) D_x \mathbf{h} + \frac{1}{2} \mathbf{h} D_x (\mathbf{u}^2) - \frac{1}{2} \mathbf{u}^2 D_x \mathbf{h} + \frac{1}{2} \mathbf{u} D_x (\mathbf{h} \mathbf{u}) - \frac{1}{2} \mathbf{h} \mathbf{u} D_x \mathbf{u} \\
& + \frac{1}{2} D_y (\mathbf{h} \mathbf{u} \mathbf{v}) + \frac{1}{2} (-\mathbf{u} \mathbf{v} D_y \mathbf{h} + \mathbf{h} \mathbf{v} D_y \mathbf{u} - \mathbf{h} \mathbf{u} D_y \mathbf{v}) = 0, \\
& \mathbf{h} \mathbf{v}_t + g D_y (\mathbf{h} (\mathbf{h} + \mathbf{b})) - g (\mathbf{h} + \mathbf{b}) D_y \mathbf{h} + \frac{1}{2} \mathbf{h} D_y (\mathbf{v}^2) - \frac{1}{2} \mathbf{v}^2 D_y \mathbf{h} + \frac{1}{2} \mathbf{v} D_y (\mathbf{h} \mathbf{v}) - \frac{1}{2} \mathbf{h} \mathbf{v} D_y \mathbf{v} \\
& + \frac{1}{2} D_x (\mathbf{h} \mathbf{u} \mathbf{v}) + \frac{1}{2} (-\mathbf{u} \mathbf{v} D_x \mathbf{h} + \mathbf{h} \mathbf{u} D_x \mathbf{v} - \mathbf{h} \mathbf{v} D_x \mathbf{u}) = 0.
\end{aligned} \tag{4.4}$$

See also [66] for an alternative split form in conservative variables. \blacktriangleleft

4.2 Weakly enforced reflecting boundary conditions

For reflecting (solid wall) boundary conditions, the normal velocity at the boundary is zero. We impose this condition weakly using simultaneous approximation terms (SATs) [7]. Thus, we pro-

pose the semidiscretization

$$\begin{aligned}
& \mathbf{h}_t + \mathbf{u}D_x\mathbf{h} + \mathbf{h}D_x\mathbf{u} + \mathbf{v}D_y\mathbf{h} + \mathbf{h}D_y\mathbf{v} - M^{-1}R^TBN_xR(\mathbf{h}\mathbf{u}) - M^{-1}R^TBN_yR(\mathbf{h}\mathbf{v}) = \mathbf{0}, \\
& \mathbf{h}\mathbf{u}_t + gD_x(\mathbf{h}(\mathbf{h} + \mathbf{b})) - g(\mathbf{h} + \mathbf{b})D_x\mathbf{h} + \frac{1}{2}\mathbf{h}D_x(\mathbf{u}^2) - \frac{1}{2}\mathbf{u}^2D_x\mathbf{h} + \frac{1}{2}\mathbf{u}D_x(\mathbf{h}\mathbf{u}) - \frac{1}{2}\mathbf{h}\mathbf{u}D_x\mathbf{u} \\
& \quad + \frac{1}{2}D_y(\mathbf{h}\mathbf{u}\mathbf{v}) - \frac{1}{2}\mathbf{u}\mathbf{v}D_y\mathbf{h} + \frac{1}{2}\mathbf{h}\mathbf{v}D_y\mathbf{u} - \frac{1}{2}\mathbf{h}\mathbf{u}D_y\mathbf{v} \\
& \quad + \frac{\lambda}{6}\frac{\eta^2}{h^2}D_x\mathbf{h} + \frac{\lambda}{3}D_x\eta - \frac{\lambda}{3}\frac{\eta}{h}D_x\eta - \frac{\lambda}{6}D_x\left(\frac{\eta^2}{h}\right) + \frac{\lambda}{2}\left(1 - \frac{\eta}{h}\right)D_x\mathbf{b} = \mathbf{0}, \\
& \mathbf{h}\mathbf{v}_t + gD_y(\mathbf{h}(\mathbf{h} + \mathbf{b})) - g(\mathbf{h} + \mathbf{b})D_y\mathbf{h} + \frac{1}{2}\mathbf{h}D_y(\mathbf{v}^2) - \frac{1}{2}\mathbf{v}^2D_y\mathbf{h} + \frac{1}{2}\mathbf{v}D_y(\mathbf{h}\mathbf{v}) - \frac{1}{2}\mathbf{h}\mathbf{v}D_y\mathbf{v} \\
& \quad + \frac{1}{2}D_x(\mathbf{h}\mathbf{u}\mathbf{v}) - \frac{1}{2}\mathbf{u}\mathbf{v}D_x\mathbf{h} + \frac{1}{2}\mathbf{h}\mathbf{u}D_x\mathbf{v} - \frac{1}{2}\mathbf{h}\mathbf{v}D_x\mathbf{u} \\
& \quad + \frac{\lambda}{6}\frac{\eta^2}{h^2}D_y\mathbf{h} + \frac{\lambda}{3}D_y\eta - \frac{\lambda}{3}\frac{\eta}{h}D_y\eta - \frac{\lambda}{6}D_y\left(\frac{\eta^2}{h}\right) + \frac{\lambda}{2}\left(1 - \frac{\eta}{h}\right)D_y\mathbf{b} = \mathbf{0}, \\
& \mathbf{h}\mathbf{w}_t + \frac{1}{2}D_x(\mathbf{h}\mathbf{u}\mathbf{w}) + \frac{1}{2}\mathbf{h}\mathbf{u}D_x\mathbf{w} - \frac{1}{2}\mathbf{u}\mathbf{w}D_x\mathbf{h} - \frac{1}{2}\mathbf{h}\mathbf{w}D_x\mathbf{u} \\
& \quad + \frac{1}{2}D_y(\mathbf{h}\mathbf{v}\mathbf{w}) + \frac{1}{2}\mathbf{h}\mathbf{v}D_y\mathbf{w} - \frac{1}{2}\mathbf{v}\mathbf{w}D_y\mathbf{h} - \frac{1}{2}\mathbf{h}\mathbf{w}D_y\mathbf{v} = \lambda\left(1 - \frac{\eta}{h}\right), \\
& \eta_t + \mathbf{u}D_x\eta + \mathbf{v}D_y\eta + \frac{3}{2}\mathbf{u}D_x\mathbf{b} + \frac{3}{2}\mathbf{v}D_y\mathbf{b} = \mathbf{w}.
\end{aligned} \tag{4.5}$$

Since we use a non-conservative form of the equations for the velocities and η , we do not need to include SATs there. Thus, the only equation that is modified (in addition to choosing non-periodic SBP operators) compared to the periodic case (4.1) is the first one.

Theorem 4.3. Consider the semidiscretization (4.5) of the two-dimensional hyperbolic approximation of the SGN equations (3.5) with reflecting boundary conditions. If D_x, D_y are non-periodic first-derivative SBP operators with diagonal mass/norm matrix M ,

1. the total water mass $\mathbf{1}^T M \mathbf{h}$ is conserved.
2. the total energy $\mathbf{1}^T M \mathbf{E}$ is conserved.

Proof. Part 1: We get

$$\begin{aligned}
\partial_t(\mathbf{1}^T M \mathbf{h}) &= \mathbf{1}^T M \partial_t \mathbf{h} \\
&= -\mathbf{1}^T M \mathbf{u} D_x \mathbf{h} - \mathbf{1}^T M \mathbf{v} D_y \mathbf{h} - \mathbf{1}^T M \mathbf{h} D_x \mathbf{u} - \mathbf{1}^T M \mathbf{h} D_y \mathbf{v} \\
&\quad + \mathbf{1}^T R^T B N_x R(\mathbf{h}\mathbf{u}) + \mathbf{1}^T R^T B N_y R(\mathbf{h}\mathbf{v}) \\
&= -\mathbf{u}^T M D_x \mathbf{h} - \mathbf{h}^T M D_x \mathbf{u} - \mathbf{v}^T M D_y \mathbf{h} - \mathbf{h}^T M D_y \mathbf{v} \\
&\quad + \mathbf{1}^T R^T B N_x R(\mathbf{h}\mathbf{u}) + \mathbf{1}^T R^T B N_y R(\mathbf{h}\mathbf{v}) \\
&= -\mathbf{u}^T (R^T B N_x R - D_x^T M) \mathbf{h} - \mathbf{h}^T M D_x \mathbf{u} + \mathbf{h}^T (R^T B N_x R) \mathbf{u} \\
&\quad - \mathbf{v}^T (R^T B N_y R - D_y^T M) \mathbf{h} - \mathbf{h}^T M D_y \mathbf{v} + \mathbf{h}^T (R^T B N_y R) \mathbf{v} \\
&= -\mathbf{u}^T (R^T B N_x R) \mathbf{h} + \mathbf{h}^T (R^T B N_x R) \mathbf{u} - \mathbf{v}^T (R^T B N_y R) \mathbf{h} + \mathbf{h}^T (R^T B N_y R) \mathbf{v} \\
&\quad + \mathbf{u}^T D_x^T M \mathbf{h} - \mathbf{h}^T M D_x \mathbf{u} + \mathbf{v}^T D_y^T M \mathbf{h} - \mathbf{h}^T M D_y \mathbf{v} \\
&= 0
\end{aligned}$$

using the SBP property.

Part 2: We compute

$$\begin{aligned}
& -\partial_t(\mathbf{1}^T ME) \\
& = -\left(\mathbf{1}^T M\partial_h E\partial_t \mathbf{h} + \mathbf{1}^T M\partial_u E\partial_t \mathbf{u} + \mathbf{1}^T M\partial_v E\partial_t \mathbf{v} + \mathbf{1}^T M\partial_w E\partial_t \mathbf{w} + \mathbf{1}^T M\partial_\eta E\partial_t \eta\right) \\
& = \mathbf{1}^T M \left(g\mathbf{h} + g\mathbf{b} + \frac{1}{2}\mathbf{u}^2 + \frac{1}{2}\mathbf{v}^2 + \frac{1}{6}\mathbf{w}^2 + \frac{\lambda}{6} \left(1 - \frac{\eta^2}{h^2}\right) \right) \\
& \quad \cdot \left(uD_x \mathbf{h} + hD_x \mathbf{u} + vD_y \mathbf{h} + hD_y \mathbf{v} + M^{-1}R^T BN_x R(h\mathbf{u}) + M^{-1}R^T BN_y R(h\mathbf{v}) \right) \\
& \quad + \mathbf{1}^T M u \left(gD_x(h(\mathbf{h} + \mathbf{b})) - g(\mathbf{h} + \mathbf{b})D_x \mathbf{h} + \frac{1}{2}hD_x \mathbf{u}^2 - \frac{1}{2}\mathbf{u}^2 D_x \mathbf{h} + \frac{1}{2}uD_x(h\mathbf{u}) - \frac{1}{2}huD_x \mathbf{u} \right. \\
& \quad + \frac{1}{2}D_y(huv) + \frac{1}{2}(-uvD_y \mathbf{h} + hvD_y \mathbf{u} - huD_y \mathbf{v}) + \frac{\lambda}{6}\frac{\eta^2}{h^2}D_x \mathbf{h} + \frac{\lambda}{3}D_x \eta - \frac{\lambda}{3}\frac{\eta}{h}D_x \eta \\
& \quad \left. - \frac{\lambda}{6}D_x \left(\frac{\eta^2}{h}\right) + \frac{\lambda}{2} \left(1 - \frac{\eta}{h}\right) D_x \mathbf{b} \right) \\
& \quad + \mathbf{1}^T M v \left(gD_y(h(\mathbf{h} + \mathbf{b})) - g(\mathbf{h} + \mathbf{b})D_y \mathbf{h} + \frac{1}{2}hD_y(\mathbf{v}^2) - \frac{1}{2}\mathbf{v}^2 D_y \mathbf{h} + \frac{1}{2}vD_y(h\mathbf{v}) \right. \\
& \quad \left. - \frac{1}{2}hvD_y \mathbf{v} + \frac{1}{2}D_x(huv) + \frac{1}{2}(-uvD_x \mathbf{h} + huD_x \mathbf{v} - hvD_x \mathbf{u}) + \frac{\lambda}{6}\frac{\eta^2}{h^2}D_y \mathbf{h} + \frac{\lambda}{3}D_y \eta \right. \\
& \quad \left. - \frac{\lambda}{3}\frac{\eta}{h}D_y \eta - \frac{\lambda}{6}D_y \left(\frac{\eta^2}{h}\right) + \frac{\lambda}{2} \left(1 - \frac{\eta}{h}\right) D_y \mathbf{b} \right) \\
& \quad + \mathbf{1}^T M \left(\frac{1}{3}\mathbf{w} \right) \left(\frac{1}{2}D_x(hu\mathbf{w}) + \frac{1}{2}huD_x \mathbf{w} - \frac{1}{2}u\mathbf{w}D_x \mathbf{h} - \frac{1}{2}h\mathbf{w}D_x \mathbf{u} + \frac{1}{2}D_y(hv\mathbf{w}) \right. \\
& \quad \left. + \frac{1}{2}h\mathbf{v}D_y \mathbf{w} - \frac{1}{2}\mathbf{v}\mathbf{w}D_y \mathbf{h} - \frac{1}{2}h\mathbf{w}D_y \mathbf{v} - \lambda \left(1 - \frac{\eta}{h}\right) \right) \\
& \quad + \mathbf{1}^T M \left(-\frac{\lambda}{3} \left(1 - \frac{\eta}{h}\right) \right) \left(uD_x \eta + vD_y \eta + \frac{3}{2}uD_x \mathbf{b} + \frac{3}{2}vD_y \mathbf{b} - \mathbf{w} \right)
\end{aligned}$$

As in Theorem 4.1, we split this expression into SW and NHS parts. In the subsequent calculation, several terms cancel either because they appear twice with opposite signs or because of the SBP property. The SW part is

$$\begin{aligned}
& g(h\mathbf{u})^T MD_x \mathbf{h} + g(\mathbf{h}^2)^T MD_x \mathbf{u} + g(h\mathbf{v})^T MD_y \mathbf{h} + g(\mathbf{h}^2)^T MD_y \mathbf{v} - g(\mathbf{h}^2)^T (R^T BN_x R) \mathbf{u} \\
& - g(\mathbf{h}^2)^T (R^T BN_y R) \mathbf{v} + \frac{1}{2}(\mathbf{u}^3)^T MD_x \mathbf{h} + \frac{1}{2}(\mathbf{u}^2 \mathbf{h})^T MD_x \mathbf{u} + \frac{1}{2}(\mathbf{u}^2 \mathbf{v})^T MD_y \mathbf{h} \\
& + \frac{1}{2}(\mathbf{u}^2 \mathbf{h})^T MD_y \mathbf{v} - \frac{1}{2}(\mathbf{u}^2 \mathbf{h})^T (R^T BN_x R) \mathbf{u} - \frac{1}{2}(\mathbf{u}^2 \mathbf{h})^T (R^T BN_y R) \mathbf{v} + \frac{1}{2}(\mathbf{v}^2 \mathbf{u})^T MD_x \mathbf{h} \\
& + \frac{1}{2}(\mathbf{v}^2 \mathbf{h})^T MD_x \mathbf{u} + \frac{1}{2}(\mathbf{v}^3)^T MD_y \mathbf{h} + \frac{1}{2}(\mathbf{v}^2 \mathbf{h})^T MD_y \mathbf{v} - \frac{1}{2}(\mathbf{v}^2 \mathbf{h})^T (R^T BN_x R) \mathbf{u} \\
& - \frac{1}{2}(\mathbf{v}^2 \mathbf{h})^T (R^T BN_y R) \mathbf{v} + g(h\mathbf{u})^T MD_x \mathbf{h} - g(\mathbf{u}(\mathbf{h} + \mathbf{b}))^T MD_x \mathbf{h} \\
& + \frac{1}{2}(h\mathbf{u})^T MD_x(\mathbf{u}^2) - \frac{1}{2}(\mathbf{u}^3)^T MD_x \mathbf{h} + \frac{1}{2}(\mathbf{u}^2)^T MD_x(h\mathbf{u}) \\
& - \frac{1}{2}(\mathbf{hu}^2)^T MD_x \mathbf{u} + \frac{1}{2}(\mathbf{u})^T MD_y(huv) - \frac{1}{2}(\mathbf{u}^2 \mathbf{v})^T MD_y \mathbf{h} + \frac{1}{2}(huv)^T MD_y \mathbf{u} \\
& - \frac{1}{2}(\mathbf{hu}^2)^T MD_y \mathbf{v} + g(\mathbf{v})^T MD_y(h(\mathbf{h} + \mathbf{b})) - g(\mathbf{v}(\mathbf{h} + \mathbf{b}))^T MD_y \mathbf{h} + \frac{1}{2}(h\mathbf{v})^T MD_y(\mathbf{v}^2)
\end{aligned}$$

$$\begin{aligned}
& -\frac{1}{2}(\mathbf{v}^3)^T MD_y \mathbf{h} + \frac{1}{2}(\mathbf{v}^2)^T MD_y (\mathbf{h}\mathbf{v}) - \frac{1}{2}(\mathbf{h}\mathbf{v}^2)^T MD_y \mathbf{v} \\
& + \frac{1}{2}(\mathbf{v})^T MD_x (\mathbf{h}\mathbf{u}\mathbf{v}) - \frac{1}{2}(\mathbf{v}^2 \mathbf{u})^T MD_x \mathbf{h} + \frac{1}{2}(\mathbf{h}\mathbf{u}\mathbf{v})^T MD_x \mathbf{v} - \frac{1}{2}(\mathbf{h}\mathbf{v}^2)^T MD_x \mathbf{u} \\
& + g(\mathbf{b}\mathbf{u})^T MD_x \mathbf{h} + g(\mathbf{h}\mathbf{b})^T MD_x \mathbf{u} + g(\mathbf{b}\mathbf{v})^T MD_y \mathbf{h} + g(\mathbf{h}\mathbf{b})^T MD_y \mathbf{v} \\
& - g(\mathbf{b}\mathbf{h})^T (R^T B N_x R) \mathbf{u} - g(\mathbf{b}\mathbf{h})^T (R^T B N_y R) \mathbf{v} \\
& = g(\mathbf{h}\mathbf{u})^T MD_x \mathbf{h} + g(\mathbf{b}\mathbf{u})^T MD_x \mathbf{h} - g(\mathbf{u}(\mathbf{h} + \mathbf{b}))^T MD_x \mathbf{h} \\
& + g(\mathbf{h}^2)^T MD_x \mathbf{u} + g(\mathbf{u})^T MD_x \mathbf{h}^2 - g(\mathbf{h})^T (R^T B N_x R) (\mathbf{h}\mathbf{u}) \\
& + g(\mathbf{h}^2)^T MD_y \mathbf{v} + g(\mathbf{v})^T MD_y \mathbf{h}^2 - g(\mathbf{h})^T (R^T B N_y R) (\mathbf{h}\mathbf{v}) \\
& + \frac{1}{2}(\mathbf{u}^2)^T MD_x (\mathbf{h}\mathbf{u}) + \frac{1}{2}(\mathbf{h}\mathbf{u})^T MD_x \mathbf{u}^2 - \frac{1}{2}(\mathbf{u}^2)^T (R^T B N_x R) (\mathbf{h}\mathbf{u}) + \frac{1}{2}(\mathbf{h}\mathbf{u}\mathbf{v})^T MD_x \mathbf{v} \\
& + \frac{1}{2}(\mathbf{v})^T MD_x (\mathbf{h}\mathbf{u}\mathbf{v}) - \frac{1}{2}(\mathbf{u}^2)^T (R^T B N_y R) (\mathbf{h}\mathbf{v}) + \frac{1}{2}(\mathbf{h}\mathbf{u}\mathbf{v})^T MD_y \mathbf{u} + \frac{1}{2}(\mathbf{u})^T MD_y \mathbf{h}\mathbf{u}\mathbf{v} \\
& - \frac{1}{2}(\mathbf{v}^2)^T (R^T B N_x R) (\mathbf{h}\mathbf{u}) + \frac{1}{2}(\mathbf{v}^2)^T MD_y \mathbf{v}\mathbf{h} + \frac{1}{2}(\mathbf{v}\mathbf{h})^T MD_y \mathbf{v}^2 \\
& - \frac{1}{2}(\mathbf{v}^2)^T (R^T B N_y R) (\mathbf{v}\mathbf{h}) + g(\mathbf{h}\mathbf{b})^T MD_x \mathbf{u} + g(\mathbf{u})^T MD_x (\mathbf{h}\mathbf{b}) - g(\mathbf{b})^T (R^T B N_x R) (\mathbf{h}\mathbf{u}) \\
& + g(\mathbf{h}\mathbf{b})^T MD_y \mathbf{v} + g(\mathbf{v})^T MD_y (\mathbf{h}\mathbf{b}) - g(\mathbf{b})^T (R^T B N_y R) (\mathbf{h}\mathbf{v}) \\
& = 0.
\end{aligned}$$

The NHS part is

$$\begin{aligned}
& \frac{1}{6}(\mathbf{w}^2 \mathbf{u})^T MD_x \mathbf{h} + \frac{1}{6}(\mathbf{w}^2 \mathbf{h})^T MD_x \mathbf{u} + \frac{1}{6}(\mathbf{w}^2 \mathbf{v})^T MD_y \mathbf{h} + \frac{1}{6}(\mathbf{w}^2 \mathbf{h})^T MD_y \mathbf{v} \\
& - \frac{1}{6}(\mathbf{w}^2)^T R^T B N_x R (\mathbf{h}\mathbf{u}) - \frac{1}{6}(\mathbf{w}^2)^T R^T B N_y R (\mathbf{h}\mathbf{v}) \\
& + \frac{\lambda}{6} \left(\left(1 - \frac{\eta^2}{h^2} \right) \mathbf{u} \right)^T MD_x \mathbf{h} + \frac{\lambda}{6} \left(\left(1 - \frac{\eta^2}{h^2} \right) \mathbf{h} \right)^T MD_x \mathbf{u} + \frac{\lambda}{6} \left(\left(1 - \frac{\eta^2}{h^2} \right) \mathbf{v} \right)^T MD_y \mathbf{h} \\
& + \frac{\lambda}{6} \left(\left(1 - \frac{\eta^2}{h^2} \right) \mathbf{h} \right)^T MD_y \mathbf{v} - \frac{\lambda}{6} \left(1 - \frac{\eta^2}{h^2} \right)^T R^T B N_x R (\mathbf{h}\mathbf{u}) - \frac{\lambda}{6} \left(1 - \frac{\eta^2}{h^2} \right)^T R^T B N_y R (\mathbf{h}\mathbf{v}) \\
& + \frac{1}{6}(\mathbf{w})^T MD_x (\mathbf{h}\mathbf{u}\mathbf{w}) + \frac{1}{6}(\mathbf{w}\mathbf{h}\mathbf{u})^T MD_x (\mathbf{w}) - \frac{1}{6}(\mathbf{w}^2 \mathbf{u})^T MD_x (\mathbf{h}) - \frac{1}{6}(\mathbf{w}^2 \mathbf{h})^T MD_x (\mathbf{u}) \\
& + \frac{1}{6}(\mathbf{w})^T MD_y (\mathbf{h}\mathbf{v}\mathbf{w}) + \frac{1}{6}(\mathbf{w}\mathbf{h}\mathbf{v})^T MD_y (\mathbf{w}) - \frac{1}{6}(\mathbf{w}^2 \mathbf{v})^T MD_y (\mathbf{h}) - \frac{1}{6}(\mathbf{w}^2 \mathbf{h})^T MD_y (\mathbf{v}) \\
& - \frac{1}{3} \left(\mathbf{w}\lambda \left(1 - \frac{\eta}{h} \right) \right)^T M - \frac{\lambda}{3} \left(\left(1 - \frac{\eta}{h} \right) \mathbf{u} \right)^T MD_x \eta - \frac{\lambda}{3} \left(\left(1 - \frac{\eta}{h} \right) \mathbf{v} \right)^T MD_y \eta \\
& - \frac{\lambda}{2} \left(\left(1 - \frac{\eta}{h} \right) \mathbf{u} \right)^T MD_x \mathbf{b} - \frac{\lambda}{2} \left(\left(1 - \frac{\eta}{h} \right) \mathbf{v} \right)^T MD_y \mathbf{b} + \frac{\lambda}{3} \left(\left(1 - \frac{\eta}{h} \right) \mathbf{w} \right)^T M \\
& + \frac{\lambda}{6} \left(\mathbf{u} \frac{\eta^2}{h^2} \right)^T MD_x \mathbf{h} + \frac{\lambda}{3} (\mathbf{u})^T MD_x \eta - \frac{\lambda}{3} \left(\mathbf{u} \frac{\eta}{h} \right)^T MD_x \eta - \frac{\lambda}{6} (\mathbf{u})^T MD_x \left(\frac{\eta^2}{h} \right) \\
& + \frac{\lambda}{2} \left(\mathbf{u} \left(1 - \frac{\eta}{h} \right) \right)^T MD_x \mathbf{b} + \frac{\lambda}{6} \left(\mathbf{v} \frac{\eta^2}{h^2} \right)^T MD_y \mathbf{h} + \frac{\lambda}{3} (\mathbf{v})^T MD_y \eta - \frac{\lambda}{3} \left(\mathbf{v} \frac{\eta}{h} \right)^T MD_y \eta
\end{aligned}$$

$$\begin{aligned}
& -\frac{\lambda}{6}(\mathbf{v})^T MD_y \left(\frac{\eta^2}{h} \right) + \frac{\lambda}{2} \left(\mathbf{v} \left(1 - \frac{\eta}{h} \right) \right)^T MD_y \mathbf{b} \\
& = \frac{1}{6}(\mathbf{w})^T MD_x (\mathbf{h}\mathbf{u}\mathbf{w}) + \frac{1}{6}(\mathbf{w}\mathbf{h}\mathbf{u})^T MD_x \mathbf{w} - \frac{1}{6}(\mathbf{w}^2)^T R^T BN_x R (\mathbf{h}\mathbf{u}) \\
& + \frac{1}{6}(\mathbf{w})^T MD_y (\mathbf{h}\mathbf{v}\mathbf{w}) + \frac{1}{6}(\mathbf{w}\mathbf{h}\mathbf{v})^T MD_y \mathbf{w} - \frac{1}{6}(\mathbf{w}^2)^T R^T BN_y R (\mathbf{h}\mathbf{v}) \\
& + \frac{\lambda}{6}(\mathbf{h})^T MD_x \mathbf{u} + \frac{\lambda}{6}\mathbf{u}^T MD_x \mathbf{h} - \frac{\lambda}{6}(\mathbf{1})^T R^T BN_x R (\mathbf{h}\mathbf{u}) \\
& - \frac{\lambda}{6} \left(\frac{\eta^2}{h} \right)^T MD_x \mathbf{u} - \frac{\lambda}{6}\mathbf{u}^T MD_x \frac{\eta^2}{h} + \frac{\lambda}{6} \left(\frac{\eta^2}{h^2} \right)^T R^T BN_x R (\mathbf{h}\mathbf{u}) \\
& + \frac{\lambda}{6}(\mathbf{h})^T MD_y \mathbf{v} + \frac{\lambda}{6}\mathbf{v}^T MD_y \mathbf{h} - \frac{\lambda}{6}(\mathbf{1})^T R^T BN_y R (\mathbf{h}\mathbf{v}) \\
& - \frac{\lambda}{6} \left(\frac{\eta^2}{h} \right)^T MD_y \mathbf{v} - \frac{\lambda}{6}\mathbf{v}^T MD_y \frac{\eta^2}{h} + \frac{\lambda}{6} \left(\frac{\eta^2}{h^2} \right)^T R^T BN_y R (\mathbf{h}\mathbf{v}) \\
& = 0.
\end{aligned}$$

Thus, the energy is conserved. \square

Remark 4.4 (Concrete SBP operators and SATs). We provide explicit examples of one-dimensional second-order accurate SBP operators and their associated mass matrices for both periodic and reflecting boundary conditions. These operators are constructed on uniform grids with spacing Δx and are employed in all numerical experiments in Section 5.

For **periodic boundary conditions**, the derivative operator and mass matrix are given by [24]

$$D_x = \frac{1}{2\Delta x} \begin{pmatrix} 0 & 1 & & -1 \\ -1 & 0 & 1 & \\ & \ddots & \ddots & \ddots \\ & & -1 & 0 & 1 \\ 1 & & & -1 & 0 \end{pmatrix} \in \mathbb{R}^{N_x \times N_x}, \quad M = \Delta x \operatorname{diag}(1, 1, \dots, 1, 1). \quad (4.6)$$

One can verify that $MD_x + D_x^T M = 0$, as required for periodic SBP operators.

For **reflecting boundary conditions**, the derivative operator employs the standard second-order accurate central finite difference stencil in the interior and first-order accurate one-sided finite differences at the boundaries [42], yielding

$$D_x = \frac{1}{2\Delta x} \begin{pmatrix} -2 & 2 & & & \\ -1 & 0 & 1 & & \\ & \ddots & \ddots & \ddots & \\ & & -1 & 0 & 1 \\ & & & -2 & 2 \end{pmatrix} \in \mathbb{R}^{N_x \times N_x}, \quad M = \Delta x \operatorname{diag}(\frac{1}{2}, 1, \dots, 1, \frac{1}{2}). \quad (4.7)$$

For these operators, the SBP property $MD_x + D_x^T M = \mathbf{e}_R \mathbf{e}_R^T - \mathbf{e}_L \mathbf{e}_L^T$ holds, where $\mathbf{e}_L = (1, 0, \dots, 0)^T$ and $\mathbf{e}_R = (0, \dots, 0, 1)^T$. Note that the reduced boundary weights of $1/2$ in the mass matrix arise from the trapezoidal quadrature rule.

The **SATs** in the semidiscretization (4.5) act only at boundary nodes. The term $M^{-1} R^T BN_x R (\mathbf{h}\mathbf{u})$ evaluates to

$$(M^{-1} R^T BN_x R (\mathbf{h}\mathbf{u}))_{i,j} = \begin{cases} -\frac{2}{\Delta x} (\mathbf{h}\mathbf{u})_{1,j} & \text{if } i = 1, \\ +\frac{2}{\Delta x} (\mathbf{h}\mathbf{u})_{N_x,j} & \text{if } i = N_x, \\ 0 & \text{otherwise,} \end{cases} \quad (4.8)$$

where the signs arise from the outer unit normal -1 at the left boundary and $+1$ at the right boundary, and the factor $2/\Delta x$ comes from the boundary weight of the inverted mass matrix. Analogously, the term $M^{-1}R^T BN_y R(hv)$ evaluates to

$$(M^{-1}R^T BN_y R(hv))_{i,j} = \begin{cases} -\frac{2}{\Delta y}(hv)_{i,1} & \text{if } j = 1, \\ +\frac{2}{\Delta y}(hv)_{i,N_y} & \text{if } j = N_y, \\ 0 & \text{otherwise.} \end{cases} \quad (4.9)$$

At corner nodes, both contributions are added. ◀

5 Numerical Experiments

We have implemented the methods proposed in this work in Julia [4]. The spatial semidiscretization is implemented using vendor-agnostic kernels via KernelAbstractions.jl [10], and time integration is performed with OrdinaryDiffEq.jl [48]; together, these enable seamless execution on both CPU and GPU architectures with minimal programming overhead. For visualization, we use Plots.jl [9]. All source code to reproduce our numerical results is available online [67]. The code has been tested on a CPU (Intel Core i7-1185G7), an AMD GPU (Instinct MI210), and an Nvidia GPU (H100).

The spatial discretization employs the second-order accurate finite difference SBP operators, as described in Remark 4.4. Time integration is performed using an explicit third-order, five-stage Runge-Kutta method with embedded error estimator for adaptive step size control. This method utilizes the *First Same As Last* (FSAL) property and has been specifically optimized for discretizations of hyperbolic conservation laws when the time step size is constrained by stability rather than accuracy [54]. The relative and absolute tolerances of the time integrator are set to 10^{-6} , and the relaxation parameter λ is set to 500 in all subsequent experiments unless otherwise specified.

For one-dimensional setups, we uniformly repeat the computational domain in the other direction to ensure compatibility with our two-dimensional equations. This effectively reduces the problem to a one-dimensional one with the same solution in the other direction as all cross terms vanish.

Unless otherwise stated, we use SI units for all quantities. The gravitational acceleration is set to $g = 9.81 \text{ m/s}^2$. For all experiments, we initialize the auxiliary variables of the hyperbolic approximation as

$$\eta = h, \quad w = -h \cdot (D_x u + D_y v) + \frac{3}{2}(u D_x b + v D_y b). \quad (5.1)$$

5.1 Convergence Studies

To assess the spatial accuracy of our methods, we conduct convergence studies using analytical and manufactured solutions.

5.1.1 One-Dimensional Solitary Wave

The one-dimensional Serre–Green–Naghdi equations possess an exact solitary wave solution [49] of the form

$$h = h_\infty \left(1 + \varepsilon \operatorname{sech}^2(\kappa(x - Ct)) \right), \quad u = C \left(1 - \frac{h_\infty}{h} \right), \quad (5.2)$$

where $\varepsilon = A/h_\infty$ with A the soliton amplitude, and where

$$\kappa^2 = \frac{3\varepsilon}{4h_\infty^2(1 + \varepsilon)}, \quad C^2 = gh_\infty(1 + \varepsilon). \quad (5.3)$$

This solution serves as a useful test case for our two-dimensional implementation when the wave propagates in one spatial direction while remaining constant in the other. For sufficiently large λ , the two-dimensional hyperbolic approximation approaches the behavior of the two-dimensional Serre–Green–Naghdi equations, justifying the use of an analytical solution of the original equations for validation of the hyperbolic approximation.

For our numerical experiment, we set $\lambda = 30\,000$. The computational domain in one direction is $[-30, 30]$ and is uniformly repeated in the other direction to ensure a two-dimensional setup, using periodic boundary conditions in both directions. The time interval is chosen such that the wave traverses the domain exactly once. Figure 2 shows the convergence results for a solitary wave traveling in the x -direction. As expected, second-order convergence is achieved for both water height and velocity. The convergence results for propagation in the y -direction are identical.

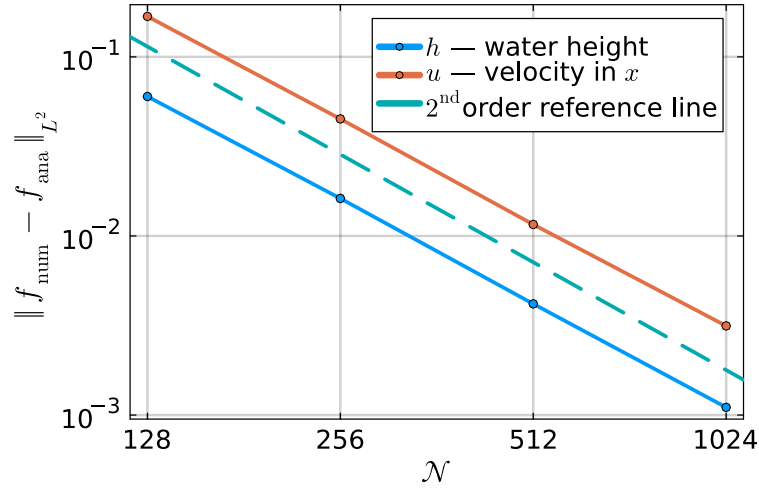


Figure 2: Convergence study for a one-dimensional solitary wave propagating in the x -direction and repeated in y . The computational domain in x is $[-30, 30]$ with $\lambda = 30\,000$. Second-order convergence is achieved for both water height h and velocity u .

While this test validates our implementation against an analytical solution, we note that many cross-derivative terms vanish when the wave propagates in only one direction. Furthermore, reflecting boundary conditions are not exercised in this test.

5.1.2 Manufactured Solution for the Two-Dimensional System

To thoroughly validate the complete two-dimensional implementation with both periodic and reflecting boundary conditions, we employ the method of manufactured solutions. We choose the solution

$$\begin{aligned}
 b &= \frac{8}{100} \left(\cos(2\pi x) \cos(2\pi y) + \frac{1}{2} \cos(4\pi x) \cos(4\pi y) \right), \\
 h &= 2 + \frac{1}{2} \sin(2\pi x) \sin(2\pi y) \cos(2\pi t) - b, \\
 u &= \frac{3}{10} \sin(2\pi x) \sin(2\pi t), \\
 v &= \frac{3}{10} \sin(2\pi y) \sin(2\pi t), \\
 \eta &= h, \\
 w &= -h \cdot (\partial_x u + \partial_y v) + \frac{3}{2} \cdot (u \partial_x b + v \partial_y b).
 \end{aligned}$$

and add source terms to the equations so that these functions satisfy the governing equations exactly. The computational domain is $[-1, 1] \times [-1, 1]$, and we analyze the grid convergence of

the error at the final time $t = 1$.

The results shown in Figure 3 confirm the expected second-order convergence in all variables for both reflecting and periodic boundary conditions. This comprehensive test validates our implementation of all terms in the two-dimensional equations, including the reflecting boundary treatment.

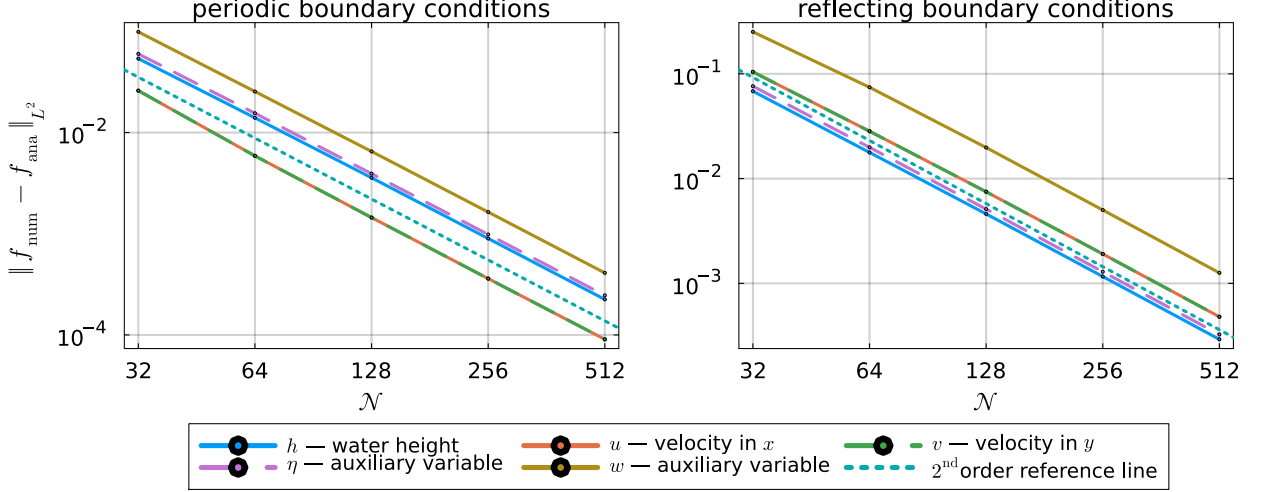


Figure 3: Convergence study using the method of manufactured solutions on the domain $[-1, 1] \times [-1, 1]$ with $\lambda = 500$ at final time $t = 1$. Left: periodic boundary conditions. Right: reflecting boundary conditions. Second-order convergence is achieved for water height h , velocities u and v , and auxiliary variables η and w .

5.2 Semidiscrete Energy Conservation

As demonstrated in Theorem 4.3, the spatial semidiscretization preserves the discrete energy exactly. While standard explicit Runge-Kutta methods do not conserve nonlinear invariants such as energy in the fully discrete scheme, a semidiscretization that conserves energy exactly ensures that energy errors arise solely from time integration. This typically leads to improved long-term qualitative behavior and numerical stability. To verify the correctness of our implementation, we numerically evaluate the time rate of change of energy directly from the semidiscretization and confirm that it vanishes to machine precision.

We perform this verification using the setup from Section 5.8, in which a solitary wave travels over a Gaussian-shaped obstacle, providing a nontrivial fully two-dimensional flow with wave-bathymetry interactions. Figure 4 shows the computed values of $\langle \partial_{\mathbf{q}} E, \partial_t \mathbf{q} \rangle_M$ for both periodic and reflecting boundary conditions over an extended simulation time. The energy time derivative remains at the level of floating-point errors, confirming that the spatial semidiscretization conserves energy to within machine precision. This validates both the theoretical analysis and the correctness of our numerical implementation.

5.3 Dingemans Experiment

We validate our numerical model by comparing its results with experimental data from Dingemans [12, 13]. This experiment involves wave propagation over a submerged trapezoidal bar and has become a standard benchmark for dispersive wave models. The bathymetry and initial condition, along with the positions of the six wave gauges, are shown in Figure 5.

Dingemans' original experiment [12, 13] employed a wave maker at $x = 0$ to generate waves with amplitude $A = 0.02$ moving to the right. For our numerical simulation, we use a spatial domain of $[-138, 46]$ in the x -direction with periodic boundary conditions. The setup is uniformly repeated in the y -direction to ensure a two-dimensional implementation, effectively reducing to

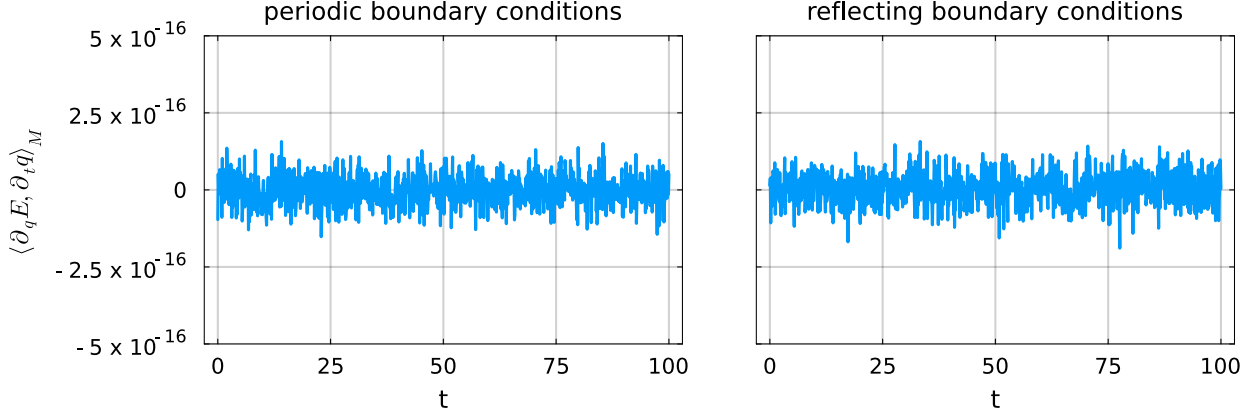


Figure 4: Numerical verification of energy conservation in the spatial semidiscretization using the wave over Gaussian test case from Section 5.8. The quantity $\langle \partial_q E, \partial_t q \rangle_M$ is computed numerically. The energy time derivative fluctuates at machine precision throughout the simulation, confirming exact energy conservation of the spatial semidiscretization.

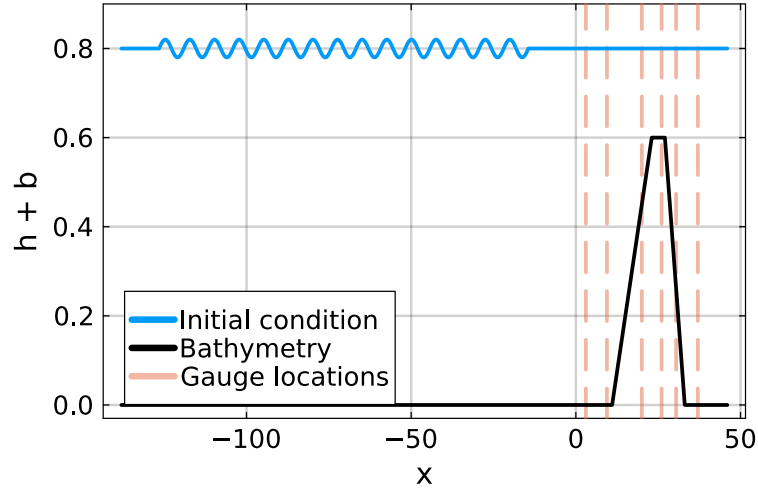


Figure 5: Initial setup for the Dingemans experiment showing the trapezoidal bathymetry $b(x)$, initial water surface elevation $\eta(x, 0)$, and locations of the six wave gauges (vertical dashed lines). The domain extends from $x = -138$ to $x = 46$ with periodic boundary conditions.

a one-dimensional problem as all cross-derivative terms vanish. Due to the second-order spatial accuracy of our implementation, we employ a relatively fine grid resolution of $\Delta x = 0.008$ to ensure adequate resolution of the wave dynamics.

The initial condition consists of a constant water depth $\eta = 0.8$ with a sinusoidal perturbation of amplitude $A = 0.02$. The phase of the perturbation and corresponding velocity field are determined from the linear dispersion relation of the Euler equations, following the approach of [41, 59]. The horizontal offset of the perturbation is adjusted manually to achieve good phase agreement with the experimental data at the first wave gauge.

The bottom topography is defined by a trapezoidal bar

$$b(x) = \begin{cases} 0.6 \cdot \frac{x - 11.01}{12.03} & \text{if } 11.01 \leq x < 23.04, \\ 0.6 & \text{if } 23.04 \leq x < 27.04, \\ 0.6 \cdot \frac{33.07 - x}{6.03} & \text{if } 27.04 \leq x < 33.07, \\ 0 & \text{otherwise.} \end{cases} \quad (5.4)$$

Figure 6 compares the numerical solution with the experimental data at the six wave gauges. The

agreement is good at the first four gauges, which are located before and on the trapezoidal bar. At the final two gauges, positioned beyond the bar, the agreement is somewhat reduced, though the numerical solution still captures the correct amplitude and qualitative behavior of the waves.

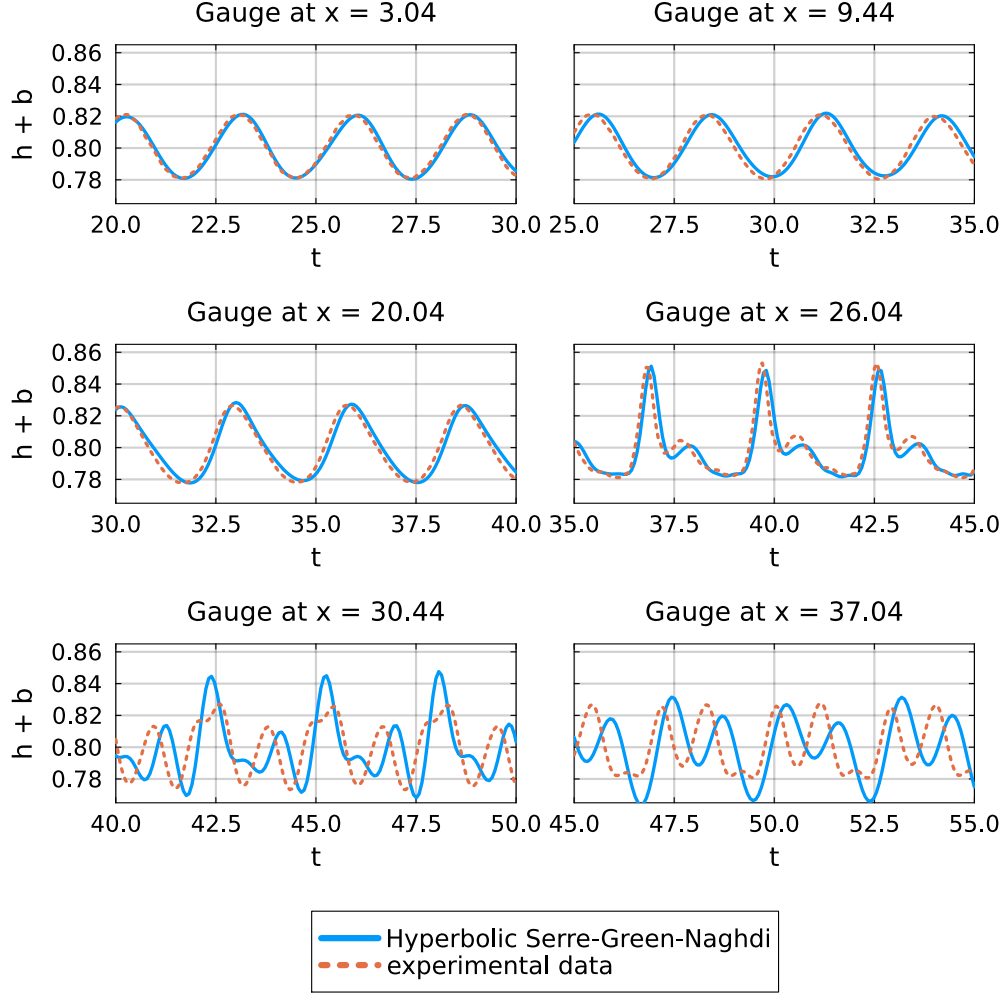


Figure 6: Comparison of numerical solution (solid blue line) with experimental data from Dingemans [12, 13] (orange dotted line) at six wave gauge locations. The numerical solution shows excellent agreement at gauges 1–4 and reasonable agreement at gauges 5–6.

5.4 Head-on Collision of Solitary Waves

To further validate our numerical model, we simulate the head-on collision of two solitary waves and compare with experimental data from [11]. This test has already been used previously to validate various wave models in [16, Section 4.2] and [15, Section 5.2.1].

The computational domain in the x -direction is $[-10, 10]$, chosen sufficiently large to avoid boundary effects on the region of interest. As in the previous test, the domain is uniformly extended in the y -direction for the two-dimensional code, with vanishing cross-derivative terms. The initial condition consists of two solitary waves: one with amplitude $A = 0.01077$ centered at $x = 0.4$ moving rightward, and another with amplitude $A = 0.01195$ centered at $x = 1.195$ moving leftward. The simulation begins at $t = 18.5$ s to match the experimental timing.

Figure 7 shows very good agreement between our numerical solution and the experimental data throughout the collision process. The numerical method accurately captures the wave amplification during collision, the subsequent separation, and the formation of the trailing wave train. This validates both the hyperbolic approximation of the Serre–Green–Naghdi equations and our numerical implementation.

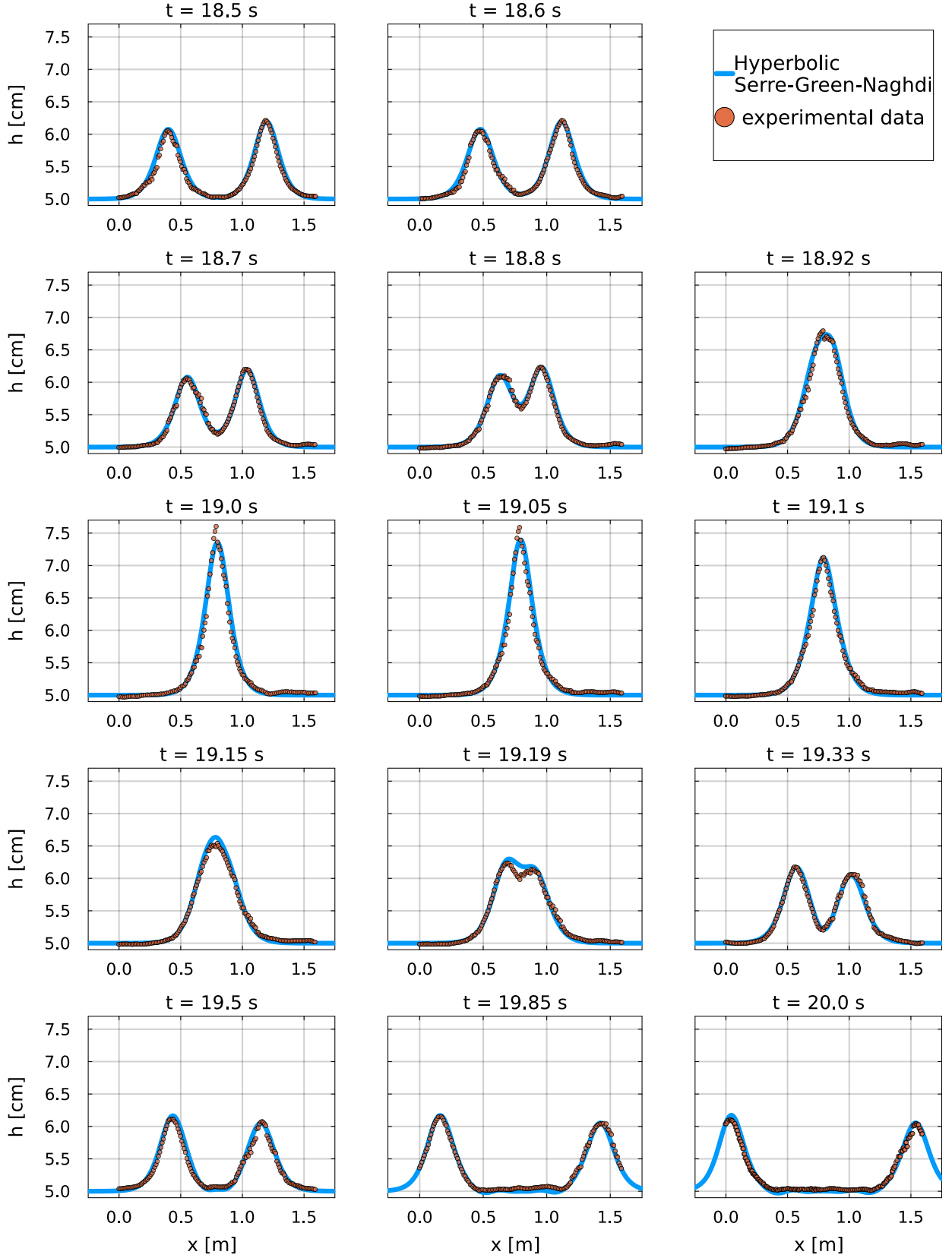


Figure 7: Head-on collision of two solitary waves. Comparison of numerical solution (solid blue line) with experimental data from [11] (orange dots) at various times during the collision process. The computational domain is $[-10, 10]$ with initial wave amplitudes $A = 0.01077$ (right-moving) and $A = 0.01195$ (left-moving). Great agreement is observed throughout the collision and separation phases.

5.5 Riemann Problem

Motivated by the setup in [49, 61], we consider a Riemann-type configuration with a smoothed jump given by

$$h(x, 0) = h_R + \frac{h_L - h_R}{2} (1 - \tanh(x/2)), \quad u(x, 0) = 0. \quad (5.5)$$

Using the Riemann invariants of the shallow-water equations together with the Whitham modulation theory for the SGN system [17, 26, 62], one can obtain approximate expressions for the mean state (h^*, u^*) separating the rarefaction region from the dispersive shock zone

$$h^* = \frac{(\sqrt{h_L} + \sqrt{h_R})^2}{4}, \quad u^* = 2(\sqrt{gh^*} - \sqrt{gh_R}), \quad a^+ = \delta_0 - \frac{1}{12}\delta_0^2 + \mathcal{O}(\delta_0^3). \quad (5.6)$$

Here a^+ denotes a second-order asymptotic approximation of the leading soliton amplitude with $\delta_0 = |h_L - h_R|$. In the following, we choose $h_L = 1.8$ and $h_R = 1.0$ and solve up to time $t = 47.434$. The spatial domain in the x -direction is $[-600, 600]$ with $\Delta x = 0.3$. As before, the setup is uniformly repeated in the y -direction. For these values of h_L and h_R , we theoretically expect $h^* \approx 1.37$ and $a^+ \approx 0.747$. Note that a^+ is the amplitude above the background height of 1. Hence, the maximum water height is $h^m = 1 + a^+ \approx 1.74$. Figure 8 displays the solution in the interval $[-300, 300]$. Both h^m and h^* are in good agreement with the theoretical predictions.

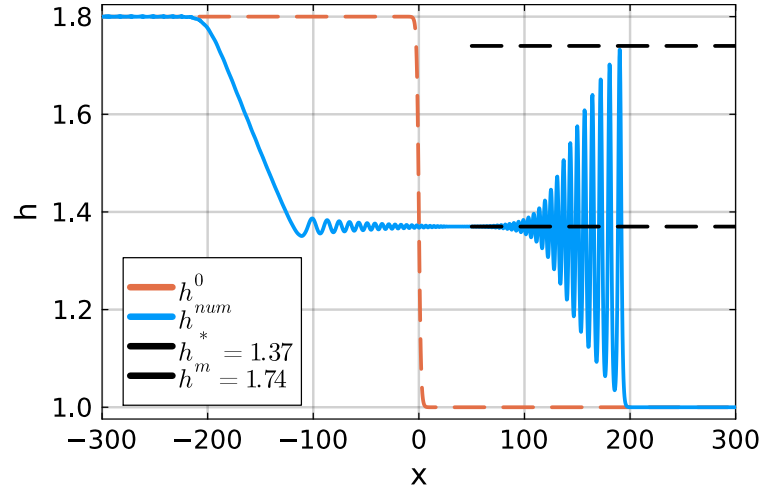


Figure 8: Riemann problem solved on the domain $[-600, 600]$ with $\Delta x = 0.3$. The theoretically predicted intermediate water height $h^* \approx 1.37$ and the leading soliton amplitude $h^m \approx 1.74$ are well captured by the numerical solution.

5.6 Favre Waves

We also tested our semidiscretization using Favre waves, following the setups in [8, 36]. A bore represents a transition between two streams with different water depths. The intensity of such a bore can be characterized by the Froude number

$$\text{Fr} = \sqrt{(1 + \varepsilon)(1 + \varepsilon/2)}, \quad (5.7)$$

where ε denotes the nonlinearity parameter. Larger values of ε correspond to greater height differences between the water streams. For small Froude numbers ($\text{Fr} \leq 1.3$), the bore exhibits a smooth profile followed by undular wave trains, whereas larger Froude numbers lead to increasingly steep bores that eventually form breaking waves. In this work, we focus on bores with small Froude numbers, commonly referred to as Favre waves.

The initial condition for this setup is

$$\begin{aligned} h(x, t = 0) &:= h_0 + \frac{[[h]]}{2} \left\{ 1 - \tanh \left(\frac{x - x_0}{\alpha} \right) \right\}, \\ u(x, t = 0) &:= u_0 + \frac{[[u]]}{2} \left\{ 1 - \tanh \left(\frac{x - x_0}{\alpha} \right) \right\}, \end{aligned} \quad (5.8)$$

where

$$[[h]] := \varepsilon h_0, \quad (5.9)$$

with ε being the nonlinearity parameter, and with $[[u]]$ satisfying the shallow-water Rankine-Hugoniot relations, and in particular

$$[[u]] = \sqrt{g \frac{h_1 + h_0}{2h_0h_1}} [[h]]. \quad (5.10)$$

5.6.1 Evolution of the Free-Surface Elevation

First, we study how the bore profile evolves over time for different nonlinearity values. The computational domain in the x -direction is chosen as $[-50, 50]$ with periodic boundary conditions. We use a grid spacing of $\Delta x = 0.05$ to adequately resolve the wave dynamics. As in the previous tests, the setup is uniformly repeated in the y -direction, effectively reducing to a one-dimensional problem.

Following [8, 36], we examine the short-time bore evolution for three nonlinearity values $\varepsilon \in \{0.1, 0.2, 0.3\}$ and compare the free-surface elevation at different dimensionless times $\tilde{t} := t\sqrt{g/h_0}$ with fully nonlinear potential flow solutions from [65]. Figure 9 shows our results, which agree well with the fully nonlinear potential flow solutions. For larger values such as $\varepsilon = 0.3$, some limitations become apparent due to the weakly dispersive character of the model.

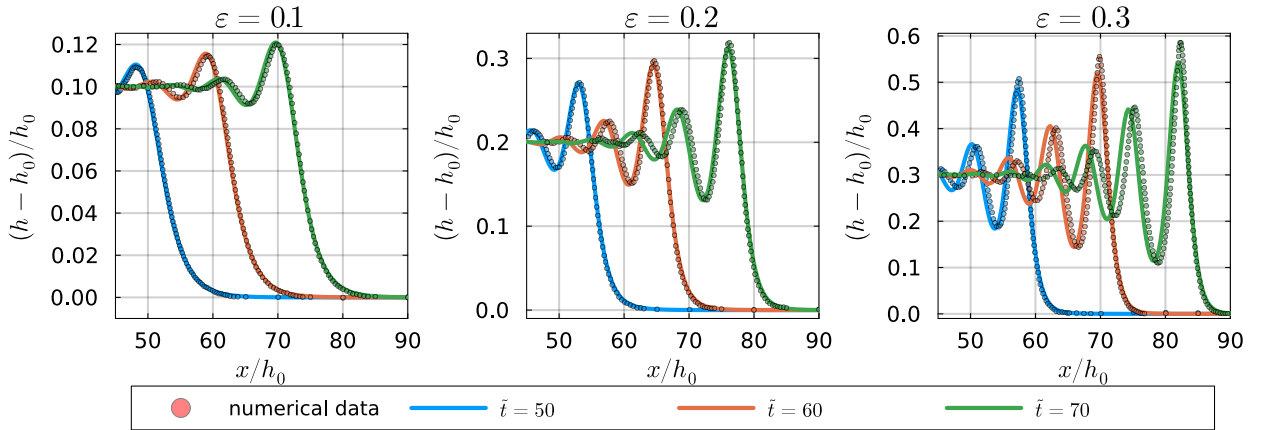


Figure 9: Free-surface elevation at different dimensionless times $\tilde{t} := t\sqrt{g/h_0}$ for three nonlinearity values $\varepsilon \in \{0.1, 0.2, 0.3\}$. The numerical solutions (solid lines) are compared with fully nonlinear potential flow solutions from [65] (data points). The computational domain is $[-50, 50]$ with $\Delta x = 0.05$. Good agreement is observed for smaller nonlinearity values, with increasing deviations for $\varepsilon = 0.3$ due to the weakly dispersive nature of the model.

5.6.2 Comparison with Experimental Data

To further validate our approach, we compare the maximal wave amplitude as a function of the Froude number with experimental measurements.

We compare the maximal amplitude of the Favre waves after the first wave has traveled a distance of 63.5 m, matching the experimental setup of Favre [20] and Treske [63]. The computational domain in the x -direction is chosen as $[-150, 150]$ with periodic boundary conditions and a grid spacing of $\Delta x = 0.075$. The results are shown in Figure 10. We observe good agreement for $Fr \leq 1.25$, as in [49]. However, for larger Froude numbers, the numerical simulations break down due to wave breaking which is not captured by the SGN equations or their hyperbolic approximation.

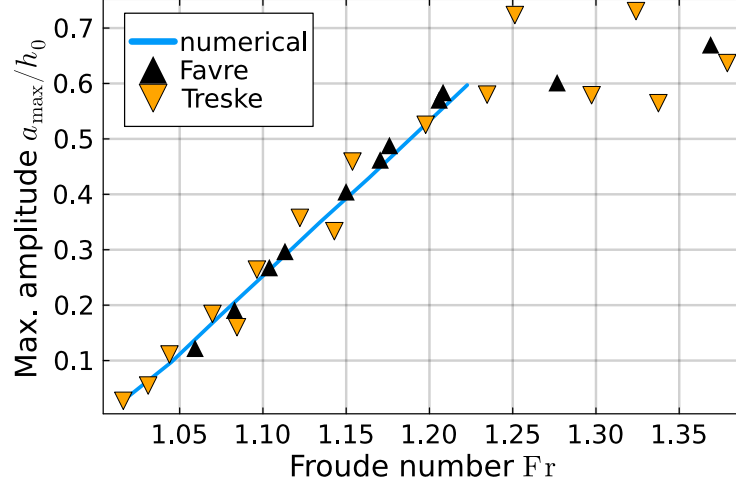


Figure 10: Maximal amplitude of the Favre waves after traveling a fixed distance versus Froude number. The numerical results (solid line) are compared with experimental data from Favre [20] and Treske [63]. Good agreement is observed for $Fr \leq 1.25$, with numerical simulations breaking down for larger Froude numbers due to wave breaking not captured by the SGN equations. The computational domain is $[-150, 150]$ with $\Delta x = 0.075$.

5.7 Reflection of Solitary Waves from a Vertical Wall

To validate the implementation of reflecting boundary conditions, we compare our numerical results with those reported in [43, Section 4.2].

The computational domain in the x -direction is $[-100, 0]$ with $\Delta x = 0.1$. As before, the setup is uniformly repeated in the y -direction. The initial condition is a solitary wave of amplitude A centered at $x = -50$ propagating rightward toward the vertical wall at $x = 0$. We consider two amplitudes: $A = 0.075$ and $A = 0.65$.

Following [43], we present results in dimensionless time units, where the dimensionless time t^* relates to physical time t (in seconds) through $t = t^* \sqrt{h_\infty/g}$ with $h_\infty = 1$ being the constant water depth away from the wave.

Figures 11 and 12 show excellent agreement between our numerical solution and the reference data from [43]. The only minor deviations occur in Figure 12 at dimensionless times $t^* = 38$ and $t^* = 42$. We note that the original paper [43] reported one snapshot at $t^* = 41$ rather than $t^* = 42$; after consultation with the authors, this was confirmed to be a typographical error in the original publication. This validation demonstrates the accuracy of both the hyperbolic approximation and our implementation of reflecting boundary conditions.

5.8 Solitary Wave over a Gaussian Obstacle

In this section, we perform a fully two-dimensional simulation and compare our results with numerical data from [5, Section 4.1.7]. This test exercises both spatial dimensions and validates the implementation for wave-bathymetry interactions.

The computational domain is $[-5, 35] \times [-10, 10]$ with periodic boundary conditions on all boundaries and uniform grid spacing $\Delta x = \Delta y = 0.025$. A solitary wave front with amplitude $A = 0.0365$

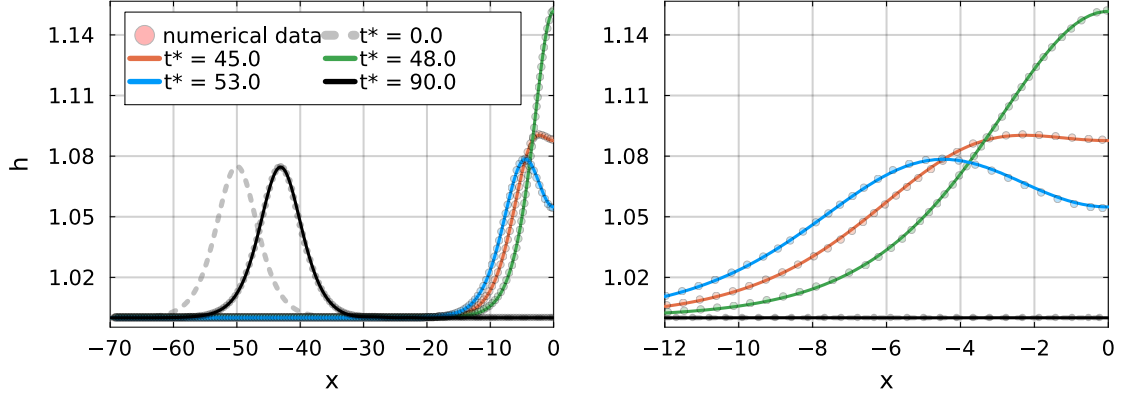


Figure 11: Reflection of a solitary wave with amplitude $A = 0.075$ from a vertical wall at $x = 0$. The dots represent numerical data from [43], and solid lines show our numerical solution at dimensionless times $t^* = 24, 45, 48, 53, 90$. Left: full domain. Right: zoom near the wall. Domain: $[-100, 0]$ with $\Delta x = 0.1$ and $h_\infty = 1$.

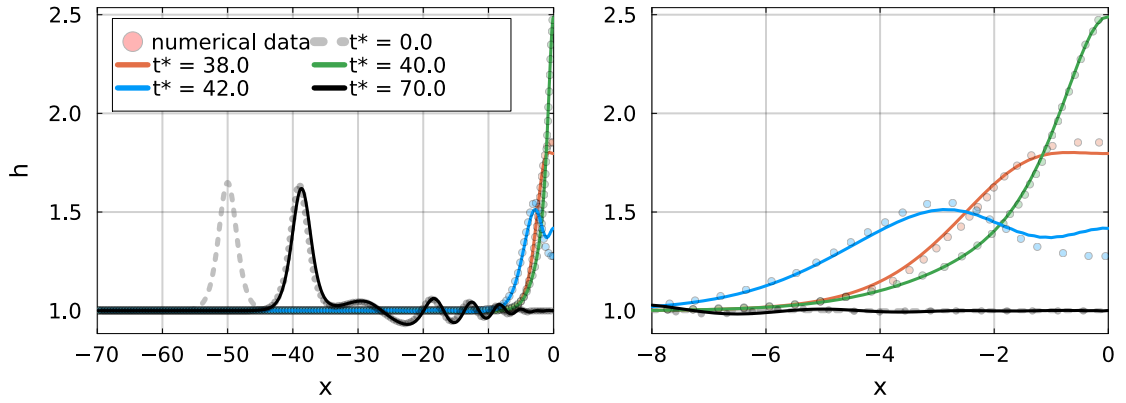


Figure 12: Reflection of a solitary wave with amplitude $A = 0.65$ from a vertical wall at $x = 0$, representing strongly nonlinear reflection. The dots represent numerical data from [43], and solid lines show our numerical solution at dimensionless times $t^* = 0, 28, 38, 42, 70$. Left: full domain. Right: zoom near the wall. Domain: $[-100, 0]$ with $\Delta x = 0.1$ and $h_\infty = 1$.

starts at $x = -3$, propagating over a constant water depth of $h_\infty = 0.2$ toward a Gaussian obstacle. The bathymetry is given by

$$b(x, y) = 0.1 \exp\left(-\frac{x^2 + y^2}{2}\right). \quad (5.11)$$

Figure 13 illustrates the time evolution of the water surface elevation as the solitary wave approaches and interacts with the bathymetric feature. The wave undergoes complex three-dimensional deformation as it propagates over the Gaussian bump, generating a dispersive wave train behind the leading wave front.

Following [5], we examine the cross-section of the water height along $y = 0$ at time $t = 12$ s. Figure 14 presents this comparison. The apparent dip in water height near $x = 0$ is simply due to the presence of the Gaussian bump (recall that $h = \eta - b$).

The numerical solutions show excellent agreement, particularly in the position of the leading solitary wave and the amplitude and structure of the dispersive tail trailing behind it. The minor deviation visible near $x \approx 28$ arises from the periodic boundary conditions; this artifact disappears when using a larger domain or employing reflecting boundary conditions. This agreement validates the hyperbolic approximation of the Serre–Green–Naghdi equations and our numerical implementation for fully two-dimensional wave propagation over variable bathymetry.

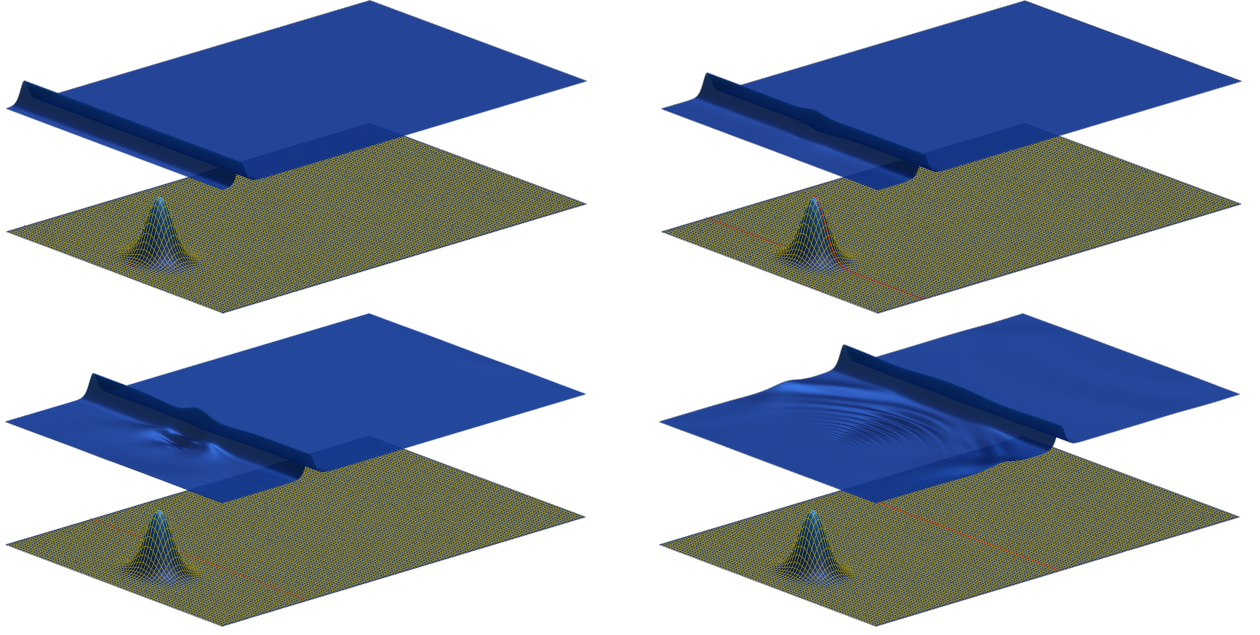


Figure 13: Time evolution of a solitary wave propagating over a Gaussian obstacle at $t = 0, 2, 5, 12$ s. The bottom surface shows the bathymetry b with overlaid computational grid (golden), while the upper surface displays the water surface elevation $h + b$ (blue). The red contour line on the water surface highlights the wave front location. The computational grid is coarsened by a factor of 10 for visualization clarity. The wave deforms three-dimensionally as it passes over the obstacle, generating a dispersive tail visible in the final snapshot.

5.9 Performance Comparison

To provide an assessment of computational performance across different hardware platforms, we benchmark the total runtime of the wave over Gaussian obstacle test case from Section 5.8 to final time $t = 12$ s with varying grid resolutions $N_x = 2^n$ and $N_y = N_x/2$.

We emphasize that this is not a comprehensive performance study, but rather a single-run benchmark on each platform to obtain rough estimates of computational efficiency and scaling behavior. The three hardware platforms tested are:

- CPU: Intel Core i7-1185G7
- AMD GPU: Instinct MI210
- Nvidia GPU: H100

Figure 15 presents the wallclock time as a function of grid resolution. The GPU implementations demonstrate substantial performance advantages over the CPU, particularly at higher resolutions when the overhead becomes negligible. The Nvidia H100 shows the best performance across all problem sizes tested, followed by the AMD MI210, with the CPU implementation being significantly slower for larger grids, as expected.

Extrapolating the CPU time for $N_x = 8192$ yields an estimated runtime exceeding one day, whereas the H100 completes the same computation in less than 15 minutes. These results demonstrate that GPU acceleration is essential for large problem sizes or long-term simulations.

An interesting observation is that the runtime scales approximately as $N_x^{2.7}$ (or equivalently as $N_{\text{total}}^{1.35}$ where N_{total} is the total number of grid points). This super-linear scaling is primarily attributable to the adaptive time stepping: smaller spatial grid spacing Δx imposes more restrictive Courant–Friedrichs–Lewy (CFL) conditions, requiring additional time steps to reach the final time.

To account for the influence of adaptive time stepping on the observed scaling, we normalize the runtime by the number of right-hand-side evaluations performed during the simulation. Figure 16

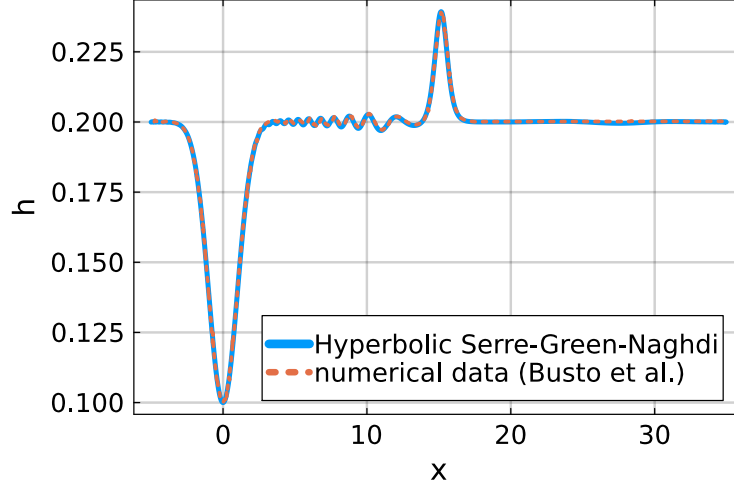


Figure 14: Solitary wave propagating over a Gaussian obstacle. Cross-section of water height h along $y = 0$ at time $t = 12$ s. Our numerical solution (solid blue line) is compared with data from [5] (orange dashed line). The computational domain is $[-5, 35] \times [-10, 10]$ with $\Delta x = \Delta y = 0.025$. The dip near $x = 0$ corresponds to the location of the Gaussian bathymetry feature. Excellent agreement is observed for both the leading wave and the dispersive tail.

shows the average time per right-hand-side evaluation as a function of the problem size $N_{\text{total}} = N_x \times N_y$. As expected, the scaling becomes approximately linear. Note that the time per right-hand side (RHS) evaluation was calculated by dividing the total wallclock time by the number of RHS evaluations reported by the ODE solver, which ignores any overhead such as initialization or saving of the solution. This approach is justified since for large problem sizes, this overhead becomes negligible compared to the total runtime.

Note that in all benchmarks, as in all other simulations presented in this work, we used 64-bit floating-point numbers (Float64 in Julia). This choice was made because we encountered unexpected step size issues with adaptive time stepping when using 32-bit precision in OrdinaryDiffEq.jl, specifically related to our implementation. From experience, switching to 32-bit precision on an H100 GPU typically yields an additional speedup of about a factor of 2.

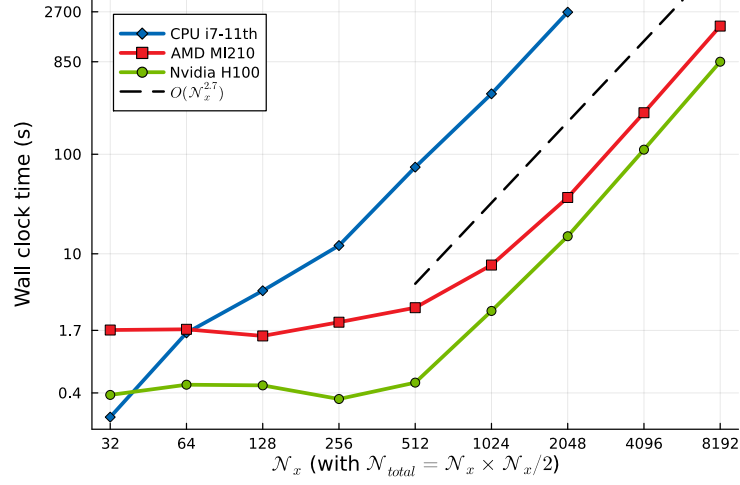


Figure 15: Performance comparison across hardware platforms for the wave over Gaussian obstacle test case. Runtime (wallclock time) versus grid resolution N_x for CPU (Intel Core i7-1185G7), AMD GPU (Instinct MI210), and Nvidia GPU (H100). The problem size scales as $N_x^2/2$. Note the log-log scale. These results are from single runs on each platform, so no error bars are shown.

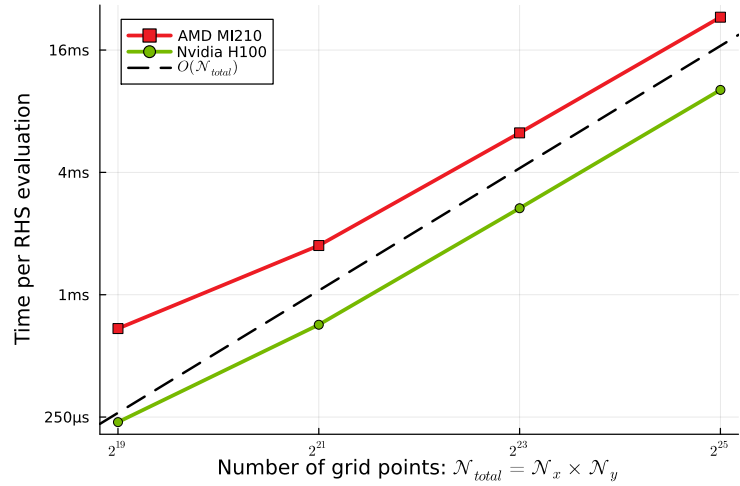


Figure 16: Average time per right-hand-side evaluation versus problem size for the wave over Gaussian obstacle test case on GPU platforms. The time per RHS evaluation scales approximately linearly with problem size, as indicated by the $O(N_x)$ reference line, demonstrating efficient scaling behavior of our implementation on both AMD GPU (Instinct MI210) and Nvidia GPU (H100). These results are from single runs on each platform and provide rough order-of-magnitude estimates. The problem size varies from $1024 \times 512 = 2^{19}$ to $8192 \times 4096 = 2^{25}$.

6 Summary and Conclusions

In this work, we developed structure-preserving numerical schemes for the two-dimensional hyperbolic approximation of the SGN equations with variable bathymetry. Using the framework of summation-by-parts operators and split forms, we derived semidiscretizations that conserve both total mass and total energy at the discrete level for both periodic and reflecting boundary conditions (Section 4). The implementation in Julia enabled efficient simulations on both CPU and GPU platforms and is available in our reproducibility repository [67].

We tested our numerical methods using a comprehensive set of cases. Convergence studies using solitary wave solutions of the SGN equations (Section 5.1.1) and manufactured solutions (Section 5.1.2) confirmed second-order spatial accuracy for all variables. We numerically verified that the spatial semidiscretization conserves energy to machine precision, as predicted by the theoretical analysis. Comparisons with experimental data and numerical reference solutions from the literature demonstrated good agreement (Sections 5.3, 5.4, 5.5, 5.6, 5.7, 5.8).

The present study also revealed the inherent limitations of the SGN framework. In the Favre wave simulations (Section 5.6) with large Froude numbers ($Fr \gtrsim 1.25$), the numerical solution crashed due to wave steepening that led to breaking, a physical regime not captured by the SGN equations without wave breaking modeling.

Several avenues exist for extending this work. Systematic investigations of long-time soliton propagation errors using relaxation Runge-Kutta (RRK) schemes would be valuable. Additionally, split-form discretizations that conserve the total momentum for flat bathymetry and periodic boundary conditions could be investigated.

Acknowledgments

CW, VM, and HR were supported by the Deutsche Forschungsgemeinschaft (DFG, German Research Foundation, project numbers 513301895 and 528753982 as well as within the DFG priority program SPP 2410 with project number 526031774) and the Daimler und Benz Stiftung (Daimler and Benz foundation, project number 32-10/22). MR is a member of the Cardamom team, Inria at University of Bordeaux.

References

- [1] R. Abgrall, J. Nordström, P. Öffner, and S. Tokareva. “Analysis of the SBP-SAT Stabilization for Finite Element Methods Part I: Linear problems.” In: *Journal of Scientific Computing* 85.2 (2020), pp. 1–29. doi: 10.1007/s10915-020-01349-z. arXiv: 1912.08108 [math.NA].
- [2] D. Antonopoulos and D. Mitsotakis. “Bona-Smith-Type systems in Bounded Domains with Slip-Wall Boundary Conditions: Theoretical Justification and a Conservative Numerical Scheme.” In: *Journal of Scientific Computing* 102.1 (2025), p. 16. doi: 10.1007/s10915-024-02742-8.
- [3] W. Barsukow, C. Klingenberg, L. Lechner, J. Nordström, S. Ortleb, and H. Ranocha. *Stability of the Active Flux Method in the Framework of Summation-by-Parts Operators*. July 2025. arXiv: 2507.11068 [math.NA].
- [4] J. Bezanson, A. Edelman, S. Karpinski, and V. B. Shah. “Julia: A Fresh Approach to Numerical Computing.” In: *SIAM Review* 59.1 (2017), pp. 65–98. doi: 10.1137/141000671.
- [5] S. Busto, M. Dumbser, C. Escalante, N. Favrie, and S. Gavrilyuk. “On High Order ADER Discontinuous Galerkin Schemes for First Order Hyperbolic Reformulations of Nonlinear Dispersive Systems.” In: *Journal of Scientific Computing* 87.2 (Mar. 2021), p. 48. doi: 10.1007/s10915-021-01429-8.

- [6] M. H. Carpenter, T. C. Fisher, E. J. Nielsen, and S. H. Frankel. "Entropy Stable Spectral Collocation Schemes for the Navier-Stokes Equations: Discontinuous Interfaces." In: *SIAM Journal on Scientific Computing* 36.5 (2014), B835–B867. doi: 10.1137/130932193.
- [7] M. H. Carpenter, D. Gottlieb, and S. Abarbanel. "Time-Stable Boundary Conditions for Finite-Difference Schemes Solving Hyperbolic Systems: Methodology and Application to High-Order Compact Schemes." In: *Journal of Computational Physics* 111.2 (1994), pp. 220–236. doi: 10.1006/jcph.1994.1057.
- [8] R Chassagne, A. G. Filippini, M. Ricchiuto, and P Bonneton. "Dispersive and dispersive-like bores in channels with sloping banks." In: *Journal of Fluid Mechanics* 870 (2019), pp. 595–616. doi: 10.1017/jfm.2019.287.
- [9] S. Christ, D. Schwabeneder, C. Rackauckas, M. K. Borregaard, and T. Breloff. "Plots.jl – a user extendable plotting API for the Julia programming language." In: *Journal of Open Research Software* (2023). doi: 10.5334/jors.431.
- [10] V. Churavy. *KernelAbstractions.jl*. DOI: 10.5281/zenodo.4021259. URL: <https://github.com/JuliaGPU/KernelAbstractions.jl>.
- [11] W. Craig, P. Guyenne, J. Hammack, D. Henderson, and C. Sulem. "Solitary water wave interactions." In: *Physics of Fluids* 18.5 (May 2006), p. 057106. doi: 10.1063/1.2205916.
- [12] M. W. Dingemans. *Comparison of computations with Boussinesq-like models and laboratory measurements*. Technical Report. 1994. URL: <https://resolver.tudelft.nl/uuid:c2091d53-f455-48af-a84b-ac86680455e9>.
- [13] M. W. Dingemans. *Water Wave Propagation Over Uneven Bottoms*. World Scientific Publishing Company, 1997. doi: 10.1142/1241.
- [14] V. Duchêne. "Rigorous justification of the Favrie–Gavrilyuk approximation to the Serre–Green–Naghdi model." In: *Nonlinearity* 32.10 (Sept. 2019), pp. 3772–3797. doi: 10.1088/1361-6544/ab22fb.
- [15] D. Dutykh, D. Clamond, P. Milewski, and D. Mitsotakis. "Finite volume and pseudo-spectral schemes for the fully nonlinear 1D Serre equations." In: *European Journal of Applied Mathematics* 24.5 (2013), pp. 761–787. doi: 10.1017/S0956792513000168.
- [16] D. Dutykh, T. Katsaounis, and D. Mitsotakis. "Finite volume schemes for dispersive wave propagation and runup." In: *Journal of Computational Physics* 230.8 (2011), pp. 3035–3061. doi: 10.1016/j.jcp.2011.01.003.
- [17] G. A. El, R. H. J. Grimshaw, and N. F. Smyth. "Unsteady undular bores in fully nonlinear shallow-water theory." In: *Physics of Fluids* 18.2 (Feb. 2006), p. 027104. doi: 10.1063/1.2175152.
- [18] C. Escalante, M. Dumbser, and M. J. Castro. "An efficient hyperbolic relaxation system for dispersive non-hydrostatic water waves and its solution with high order discontinuous Galerkin schemes." In: *Journal of Computational Physics* 394 (2019), pp. 385–416. doi: 10.1016/j.jcp.2019.05.035.
- [19] T. Eymann and P. Roe. "Active flux schemes." In: *49th AIAA Aerospace Sciences Meeting including the New Horizons Forum and Aerospace Exposition*. 2011, p. 382. doi: 10.2514/6.2011-382.
- [20] H. Favre. *Étude théorique et expérimentale des ondes de translation dans les canaux découverts*. Paris: Dunod, 1935. URL: <https://api.semanticscholar.org/CorpusID:126909361>.
- [21] N. Favrie and S. Gavrilyuk. "A rapid numerical method for solving Serre–Green–Naghdi equations describing long free surface gravity waves." In: *Nonlinearity* 30.7 (2017), p. 2718. doi: 10.1088/1361-6544/aa712d.

- [22] D. C. D. R. Fernández, J. E. Hicken, and D. W. Zingg. “Review of summation-by-parts operators with simultaneous approximation terms for the numerical solution of partial differential equations.” In: *Computers & Fluids* 95 (2014), pp. 171–196. doi: 10.1016/j.compfluid.2014.02.016.
- [23] T. C. Fisher, M. H. Carpenter, J. Nordström, N. K. Yamaleev, and C. Swanson. “Discretely conservative finite-difference formulations for nonlinear conservation laws in split form: Theory and boundary conditions.” In: *Journal of Computational Physics* 234 (2013), pp. 353–375. doi: 10.1016/j.jcp.2012.09.026.
- [24] B. Fornberg. “Classroom Note: Calculation of Weights in Finite Difference Formulas.” In: *SIAM Review* 40.3 (1998), pp. 685–691. doi: 10.1137/S0036144596322507. eprint: <https://doi.org/10.1137/S0036144596322507>. URL: <https://doi.org/10.1137/S0036144596322507>.
- [25] G. J. Gassner. “A Skew-Symmetric Discontinuous Galerkin Spectral Element Discretization and Its Relation to SBP-SAT Finite Difference Methods.” In: *SIAM Journal on Scientific Computing* 35.3 (2013), A1233–A1253. doi: 10.1137/120890144.
- [26] S. Gavriluk, B. Nkonga, K.-M. Shyue, and L. Truskinovsky. “Stationary shock-like transition fronts in dispersive systems.” In: *Nonlinearity* 33 (Sept. 2020), pp. 5477–5509. doi: 10.1088/1361-6544/ab95ac.
- [27] S. Gavriluk and K.-M. Shyue. “2D Serre-Green-Naghdi equations over topography: Elliptic operator inversion method.” In: *Journal of Hydraulic Engineering* 150.1 (2024), p. 04023054. doi: 10.1061/JHEND8.HYENG-13703.
- [28] S. Glimsdal, G. K. Pedersen, C. B. Harbitz, and F. Løvholt. “Dispersion of tsunamis: does it really matter?” In: *Natural Hazards and Earth System Sciences* 13.6 (2013), pp. 1507–1526. doi: 10.5194/nhess-13-1507-2013.
- [29] A. E. Green and P. M. Naghdi. “A derivation of equations for wave propagation in water of variable depth.” In: *Journal of Fluid Mechanics* 78.2 (1976), pp. 237–246.
- [30] J.-L. Guermond, C. Kees, B. Popov, and E. Tovar. “Hyperbolic relaxation technique for solving the dispersive Serre-Green-Naghdi equations with topography.” In: *Journal of Computational Physics* 450 (2022), p. 110809. doi: 10.1016/j.jcp.2021.110809.
- [31] J.-L. Guermond, C. Kees, B. Popov, and E. Tovar. “Well-balanced second-order convex limiting technique for solving the Serre-Green-Naghdi equations.” In: *Water Waves* 4.3 (2022), pp. 409–445. doi: 10.1007/s42286-022-00062-8.
- [32] J. Hicken, D. Del Rey Fernández, and D. Zingg. “Multidimensional Summation-by-Parts Operators: General Theory and Application to Simplex Elements.” In: *SIAM Journal on Scientific Computing* 38 (July 2016), A1935–A1958. doi: 10.1137/15M1038360.
- [33] J. Hicken, G. Yan, and S. Kaur. “Constructing stable, high-order finite-difference operators on point clouds over complex geometries.” In: *Journal of Computational Physics* 532 (2025), p. 113940. doi: 10.1016/j.jcp.2025.113940.
- [34] J. E. Hicken. “Entropy-stable, high-order summation-by-parts discretizations without interface penalties.” In: *Journal of Scientific Computing* 82.2 (2020), p. 50. doi: 10.1007/s10915-020-01154-8.
- [35] H. T. Huynh. “A Flux Reconstruction Approach to High-Order Schemes Including Discontinuous Galerkin Methods.” In: *18th AIAA Computational Fluid Dynamics Conference*. American Institute of Aeronautics and Astronautics. 2007. doi: 10.2514/6.2007-4079.
- [36] B. Jouy, D. Violeau, M. Ricchiuto, and M. Le. “One dimensional modelling of Favre waves in channels.” In: *Applied Mathematical Modelling* 133 (2024), pp. 170–194. doi: 10.1016/j.apm.2024.05.020.

- [37] M. Kazolea, A. Filippini, and M. Ricchiuto. “Low dispersion finite volume/element discretization of the enhanced Green–Naghdi equations for wave propagation, breaking and runup on unstructured meshes.” In: *Ocean Modelling* 182 (Dec. 2022), p. 102157. doi: 10 . 1016/j . ocemod . 2022 . 102157.
- [38] M. Kazolea and M. Ricchiuto. “Full Nonlinearity in Weakly Dispersive Boussinesq Models: Luxury or Necessity.” In: *Journal of Hydraulic Engineering* (2024). doi: 10 . 1061 / JHEND8 . HYENG-13718.
- [39] H.-O. Kreiss and G. Scherer. “Finite element and finite difference methods for hyperbolic partial differential equations.” In: *Mathematical Aspects of Finite Elements in Partial Differential Equations*. Ed. by C. de Boor. New York: Academic Press, 1974, pp. 195–212.
- [40] S. Kwan and J. Chan. “A robust first order meshfree method for time-dependent nonlinear conservation laws.” In: *Advances in Computational Science and Engineering* 6 (2025), pp. 1–24. doi: 10 . 3934/acse . 2025021.
- [41] J. Lampert and H. Ranocha. “Structure-Preserving Numerical Methods for Two Nonlinear Systems of Dispersive Wave Equations.” In: *Computational Science and Engineering* 2 (Nov. 2025), p. 2. doi: 10 . 1007/s44207-025-00006-3. arXiv: 2402 . 16669 [math.NA].
- [42] K. Mattsson and J. Nordström. “Summation by parts operators for finite difference approximations of second derivatives.” In: *Journal of Computational Physics* 199.2 (2004), pp. 503–540. doi: <https://doi.org/10.1016/j.jcp.2004.03.001>. URL: <https://www.sciencedirect.com/science/article/pii/S0021999104000932>.
- [43] D. Mitsotakis, C. Synolakis, and M. McGuinness. “A modified Galerkin/finite element method for the numerical solution of the Serre–Green–Naghdi system.” In: *International Journal for Numerical Methods in Fluids* 83.10 (2017), pp. 755–778. doi: 10 . 1002/flid . 4293.
- [44] D. Mitsotakis, H. Ranocha, D. I. Ketcheson, and E. Süli. “A conservative fully-discrete numerical method for the regularized shallow water wave equations.” In: *SIAM Journal on Scientific Computing* 42 (2 Apr. 2021), B508–B537. doi: 10 . 1137/20M1364606. arXiv: 2009 . 09641 [math.NA].
- [45] S. Noelle, M. Parisot, and T. Tscherpel. “A Class of Boundary Conditions for Time-Discrete Green–Naghdi Equations with Bathymetry.” In: *SIAM Journal on Numerical Analysis* 60.5 (2022), pp. 2681–2712. doi: 10 . 1137/21M1426031.
- [46] J. Nordström and M. Björck. “Finite volume approximations and strict stability for hyperbolic problems.” In: *Applied Numerical Mathematics* 38.3 (2001), pp. 237–255. doi: 10 . 1016/S0168-9274(01)00027-7.
- [47] M. Parisot. “Entropy-satisfying scheme for a hierarchy of dispersive reduced models of free surface flow.” In: *International Journal for Numerical Methods in Fluids* 91.10 (2019), pp. 509–531. doi: 10 . 1002/flid . 4766.
- [48] C. Rackauckas and Q. Nie. “DifferentialEquations.jl – A Performant and Feature-Rich Ecosystem for Solving Differential Equations in Julia.” In: *The Journal of Open Research Software* 5.1 (2017). doi: 10 . 5334/jors . 151.
- [49] H. Ranocha and M. Ricchiuto. “Structure-Preserving Approximations of the Serre–Green–Naghdi Equations in Standard and Hyperbolic Form.” In: *Numerical Methods for Partial Differential Equations* 41.4 (2025), e70016. doi: 10 . 1002/num . 70016.
- [50] H. Ranocha. “Comparison of Some Entropy Conservative Numerical Fluxes for the Euler Equations.” In: *Journal of Scientific Computing* 76.1 (July 2018), pp. 216–242. doi: 10 . 1007 / s10915-017-0618-1.
- [51] H. Ranocha. “Mimetic properties of difference operators: product and chain rules as for functions of bounded variation and entropy stability of second derivatives.” In: *BIT Numerical Mathematics* 59.2 (Nov. 2018), pp. 547–563. doi: 10 . 1007/s10543-018-0736-7.

- [52] H. Ranocha. “SBP operators for CPR methods.” MA thesis. TU Braunschweig, Feb. 2016. doi: 10.24355/dbbs.084-201605271143-0.
- [53] H. Ranocha. “Shallow water equations: Split-form, entropy stable, well-balanced, and positivity preserving numerical methods.” In: *GEM – International Journal on Geomathematics* 8.1 (Apr. 2017), pp. 85–133. doi: 10.1007/s13137-016-0089-9.
- [54] H. Ranocha, L. Dalcin, M. Parsani, and D. I. Ketcheson. “Optimized Runge-Kutta Methods with Automatic Step Size Control for Compressible Computational Fluid Dynamics.” In: *Communications on Applied Mathematics and Computation* 4 (Nov. 2021), pp. 1191–1228. doi: 10.1007/s42967-021-00159-w.
- [55] H. Ranocha, D. Mitsotakis, and D. I. Ketcheson. “A Broad Class of Conservative Numerical Methods for Dispersive Wave Equations.” In: *Communications in Computational Physics* 29.4 (June 2021), pp. 979–1029. doi: 10.4208/cicp.oa-2020-0119.
- [56] H. Ranocha, P. Öffner, and T. Sonar. “Summation-by-parts operators for correction procedure via reconstruction.” In: *Journal of Computational Physics* 311 (Apr. 2016), pp. 299–328. doi: 10.1016/j.jcp.2016.02.009. arXiv: 1511.02052 [math.NA].
- [57] F. Serre. “Contribution à l’étude des écoulements permanents et variables dans les canaux.” In: *Houille Blanche* 8 (1953).
- [58] B. Strand. “Summation by Parts for Finite Difference Approximations for d/dx .” In: *Journal of Computational Physics* 110.1 (1994), pp. 47–67. doi: 10.1006/jcph.1994.1005.
- [59] M. Svärd and H. Kalisch. “A novel energy-bounded Boussinesq model and a well balanced and stable numerical discretisation.” In: *Journal of Computational Physics* 520 (2025). doi: 10.1016/j.jcp.2024.113516.
- [60] M. Svärd and J. Nordström. “Review of summation-by-parts schemes for initial-boundary-value problems.” In: *Journal of Computational Physics* 268 (2014), pp. 17–38. doi: 10.1016/j.jcp.2014.02.031.
- [61] S. Tkachenko, S. Gavrilyuk, and J. Massoni. “Extended Lagrangian approach for the numerical study of multidimensional dispersive waves: Applications to the Serre-Green-Naghdi equations.” In: *Journal of Computational Physics* 477 (2023), p. 111901. doi: 10.1016/j.jcp.2022.111901.
- [62] S. Tkachenko, S. Gavrilyuk, and J. Massoni. “Extended Lagrangian approach for the numerical study of multidimensional dispersive waves: Applications to the Serre-Green-Naghdi equations.” In: *Journal of Computational Physics* 477 (2023), p. 111901. doi: <https://doi.org/10.1016/j.jcp.2022.111901>.
- [63] A. Treske. “Undular bores (Favre-waves) in open channels – Experimental studies.” In: *Journal of Hydraulic Research* 32.3 (1994), pp. 355–370. doi: 10.1080/00221689409498738.
- [64] P. E. Vincent, P. Castonguay, and A. Jameson. “A New Class of High-Order Energy Stable Flux Reconstruction Schemes.” In: *Journal of Scientific Computing* 47.1 (2011), pp. 50–72. doi: 10.1007/s10915-010-9420-z.
- [65] G. Wei, J. T. Kirby, S. T. Grilli, and R. Subramanya. “A fully nonlinear Boussinesq model for surface waves. Part 1. Highly nonlinear unsteady waves.” In: *Journal of Fluid Mechanics* 294 (1995), pp. 71–92. doi: 10.1017/S0022112095002813.
- [66] N. Wintermeyer, A. R. Winters, G. J. Gassner, and D. A. Kopriva. “An entropy stable nodal discontinuous Galerkin method for the two dimensional shallow water equations on unstructured curvilinear meshes with discontinuous bathymetry.” In: *Journal of Computational Physics* 340 (2017), pp. 200–242. doi: 10.1016/j.jcp.2017.03.036.
- [67] C. Wittenstein, V. Marks, and H. Ranocha. *Reproducibility repository: GPU-Accelerated Energy-Conserving Methods for the Hyperbolized Serre-Green-Naghdi Equations in 2D*. doi: 10.5281/zenodo.18016096. URL: https://github.com/cwittens/2025_Hyp_SGN_2D.