

# Optimal Oblivious Load-Balancing for Sparse Traffic in Large-Scale Satellite Networks

Rudrapatna Vallabh Ramakanth and Eytan Modiano

**Abstract**—Oblivious load-balancing in networks involves routing traffic from sources to destinations using predetermined routes independent of the traffic, so that the maximum load on any link in the network is minimized. We investigate oblivious load-balancing schemes for a  $N \times N$  torus network under sparse traffic where there are at most  $k$  active source-destination pairs. We are motivated by the problem of load-balancing in large-scale LEO satellite networks, which can be modelled as a torus, where the traffic is known to be sparse and localized to certain hotspot areas. We formulate the problem as a linear program and show that no oblivious routing scheme can achieve a worst-case load lower than approximately  $\frac{\sqrt{2k}}{4}$  when  $1 < k \leq N^2/2$  and  $\frac{N}{4}$  when  $N^2/2 \leq k \leq N^2$ . Moreover, we demonstrate that the celebrated Valiant Load Balancing scheme is suboptimal under sparse traffic and construct an optimal oblivious load-balancing scheme that achieves the lower bound. Further, we discover a  $\sqrt{2}$  multiplicative gap between the worst-case load of a non-oblivious routing and the worst-case load of any oblivious routing. The results can also be extended to general  $N \times M$  tori with unequal link capacities along the vertical and horizontal directions.

## I. INTRODUCTION

The performance of a data communication network critically depends on the underlying routing policy. Designing a good routing policy is a challenging task, and it is strongly linked to how accurately the network operator knows the underlying traffic pattern. Indeed, if network operators could predict the dynamics of traffic accurately, they can appropriately route the traffic in order to balance the load on all the links. Unfortunately, this is far from reality, first, because it is extremely difficult to predict future traffic and second, because modifying routing tables rapidly poses a large computational overhead to the network. Moreover, satellite network operators prefer setting routing tables beforehand for easier network management. Furthermore, a static routing policy can set a benchmark for any dynamic routing scheme that adapts to the underlying traffic. Naturally, this leads us to asking what is the best static routing policy that can effectively balance the load for any underlying traffic pattern.

Oblivious routing policies are predetermined routes from sources to destinations that are independent of the underlying traffic, which aim to minimize the maximum load on any link. In this work, we are primarily motivated by the problem of oblivious load-balancing of traffic in large-scale Low-Earth Orbit (LEO) satellite constellations designed for data communication. We consider a satellite network in which each satellite maintains four intersatellite links (ISLs): two to neighboring satellites in the same orbit and two to satellites in adjacent orbits. These ISLs are relatively stable and easy to maintain [1]. A common dynamic model for such networks is

the snapshot model [2], [3]. For simplicity, we assume that at each snapshot the network can be modeled as a toroidal mesh [4]–[6] (see Fig. 1). This assumption is reasonable because the ISL topology remains approximately constant over routing timescales [1]. While the satellite layer is relatively regular and static, RF links to ground nodes are highly dynamic [1]. We therefore abstract the RF layer by assuming that traffic enters and exits directly at satellite nodes, and focus exclusively on load balancing within the satellite layer. Routing in the RF layer is handled independently by each satellite and is beyond the scope of this work.

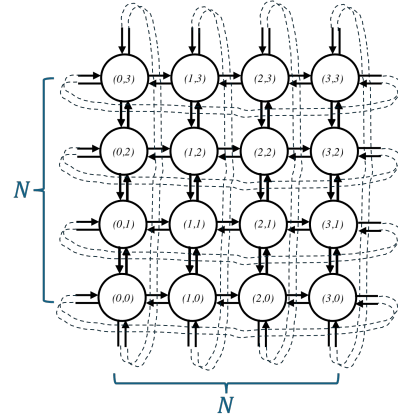


Fig. 1:  $N \times N$  torus with  $N = 4$ .

Our objective is to develop oblivious routing strategies that effectively load-balance sparse traffic over the intersatellite network, which is an  $N \times N$  torus network. Oblivious routing policies for structured networks have been widely researched in the past [7], [8]. For  $N \times N$  torus networks, the optimal oblivious routing problem has been studied in [9]–[11]. However, prior works mostly optimize for load over a class of traffic called the hose model [12] wherein every node can produce a maximum of one unit of traffic destined to any other node, and every node can also receive a maximum of one unit of traffic from any other node. Under this class of traffic, the celebrated Valiant Load-Balancing [13], [14] scheme applied to a  $N \times N$  torus is known to be one of the simplest optimal oblivious routing strategies [10], [11]. However, this is true only when *all* nodes in the network generate traffic.

The novelty in our work is in understanding how to effectively distribute *sparse* traffic over a torus network. In other words, we assume that a maximum of  $k$  nodes in the network are responsible for the bulk of the traffic in the network. We call this the  $k$ -sparse traffic model. The constraint of

sparse traffic is of particular interest because in many real-world networks, a small fraction of the nodes produce the bulk of the traffic. It is especially true in the context of satellite networks given the widely heterogeneous distribution of land and population over the world, where most of the data traffic comes from localized population hotspots. We demonstrate this in Figure 2, using an example of aggregate regional traffic demands provided to us by a satellite telecom operator. An example constellation (Walker Delta) of 100 satellites with an inclination of  $53^\circ$  and 10 orbital planes is superimposed over the Earth. It is easy to see that only a small number of satellites localized to certain locations (hotspots) experience significantly high traffic in this constellation. These hotspots can shift over time, making it critical for this hotspot traffic to be effectively distributed over the network.

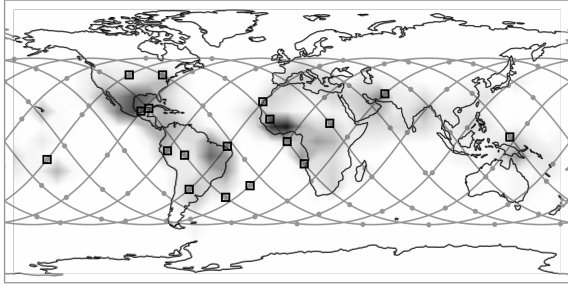


Fig. 2: World traffic heatmap at particular time of day, overlaid with a 10 orbit constellation with 100 satellites. Dark regions indicate high traffic. Satellites that would experience high traffic demand are boxed. Data provided by our sponsor.

In this work, we are primarily interested in the case when  $1 < k \leq N^2/2$ . When  $k > N^2/2$ , the traffic is no longer “sparse” and the Valiant Load-Balancing Scheme can be shown to be optimal. The contributions of our work are summarized below.

- 1) We show a rather surprising result that the Valiant Load-Balancing scheme is suboptimal under  $k$ -sparse traffic (see Section III-B).
- 2) We characterize the universal lower bound on the maximum link load of any oblivious routing scheme under  $k$ -sparse traffic. We show that no oblivious policy can achieve a maximum link load of lower than approximately  $\sqrt{2k}/4$  for all  $k$ -sparse traffic matrices. We do this by proposing a particular traffic matrix, which we call the Split-Diamond traffic, that incurs a load of  $\sqrt{2k}/4$  for all routing policies that satisfy certain symmetry conditions (see Theorem 1).
- 3) We construct an optimal routing policy, which we call the Local Load-Balancing (LLB) scheme, that achieves a maximum link load of approximately  $\sqrt{2k}/4$  for all  $k$ -sparse traffic matrices (see Theorem 2).

The rest of the paper is organized as follows. In Section II, we describe the model of the satellite network, routing policies and classes of traffic in detail, and formulate the oblivious maximum link load problem. Section III develops a weak cut-based lower bound for the maximum link load of any routing policy under  $k$ -sparse traffic, demonstrates

the suboptimality of the Valiant Load-Balancing Scheme, and describes a sufficient condition on the optimal routing policy. The main results of the paper, the lower and upper bounds, are presented in Sections IV and V respectively. We discuss some numerical results and concluding remarks in Section VI. Proofs (and general results) in this paper are omitted to highlight the key ideas of this work while keeping space limitations in mind. Finally, although this work is focused primarily on satellite networks, the results can also be applied to torus networks commonly used in other domains such as interconnection networks, optical networks and datacenter networks.

## II. MODEL AND PROBLEM FORMULATION

### A. Network Model and Notation

We consider a  $N \times N$  square 2D-torus (see Fig. 1), which we denote in graph notation as  $G(V, E)$ , where  $V$  is the set of nodes and,  $E$  is the set of directional links in the network. We label each node  $i \in V$  by a vector  $(i_x, i_y) \in \{0, \dots, N-1\} \times \{0, \dots, N-1\}$ . In other words,  $V = \{0, \dots, N-1\} \times \{0, \dots, N-1\}$ . For any  $u, v \in \{0, \dots, N-1\} \times \{0, \dots, N-1\}$ , we define the “+” operation as

$$u + v \triangleq ((u_x + v_x) \bmod N, (u_y + v_y) \bmod N).$$

For any  $u, v \in \{0, \dots, N-1\} \times \{0, \dots, N-1\}$ , we define the “−” operation similarly. We also denote 0 to be the origin node wherever appropriate, and  $-v \triangleq 0 - v$  for any  $v \in V$ . It is important to note that operators  $+$  and  $-$  form a closure over  $V$ , i.e., they form a map from  $V \times V \rightarrow V$ . Next, we define  $e_1 = (1, 0)$  and  $e_2 = (0, 1)$ . Then, the set  $A = \{e_1, e_2, -e_1, -e_2\}$  denotes the set of directions along which we have links from any node  $i \in V$ . In other words, every node  $i$  in the network has outgoing links to  $\{i + e_1, i + e_2, i - e_1, i - e_2\}$ . Similarly, every node  $i$  also has incoming links from  $\{i + e_1, i + e_2, i - e_1, i - e_2\}$ . Therefore, we can denote every link in the network using the starting node  $i$  and the direction  $e \in A$  along which it is directed. More specifically, the set of links can be represented as  $E = \{(i, i + e) \mid i \in V, e \in A\}$ . Every directed edge in  $E$  has capacity  $c_{i, i+e}$  which we assume to be 1 for all  $(i, i + e) \in E$ .

### B. Routing Policy

We adopt a flow based analysis for routing policies, which also permits fractional flows. This implies that traffic from a source node to a destination node can potentially be routed along different paths. We denote node  $s \in V$  to be the source of traffic and  $t \in V \setminus \{0\}$  to be the displacement vector. In other words,  $s$  is the source node and  $s + t$  is the destination of the traffic. Based on this notation, any routing policy can be described as a vector of flow variables  $f_{i, i+e}^{s, s+t}$ , such that

$$\sum_{e \in A} f_{i, i+e}^{s, s+t} - \sum_{e \in A} f_{i+e, i}^{s, s+t} = \begin{cases} 0 & i \neq s, s+t \\ 1 & i = s \\ -1 & i = s+t \end{cases} \quad \forall s, \forall t, \forall i \quad (1)$$

and,

$$0 \leq f_{i,i+e}^{s,s+t} \leq 1, \forall s \in V, \forall t \in V \setminus \{0\}, \forall (i, i+e) \in E. \quad (2)$$

Here,  $f_{i,i+e}^{s,s+t}$  denotes the fraction of traffic from source node  $s$  to destination node  $s+t$  routed along the link  $(i, i+e)$ . The constraint in equation (1) is the flow conservation constraint. Note that we need  $O(|V \times V \times E|) = O(N^6)$  flow variables to describe any routing policy in general. Later, we will show that we do not need so many flow variables to describe the optimal oblivious routing policy because of the inherent symmetry of the network. Consequently, this reduces the number of required flow variables to represent the optimal oblivious policy to  $O(|V \times E|) = O(N^4)$ . We denote the set of all valid routing policies as  $\mathcal{R} = \{f \mid f \text{ satisfies constraint (1) and (2)}\}$ . Note that the set  $\mathcal{R}$  is a convex polyhedron, defined by only linear constraints.

### C. Maximum Load on any Link

Our objective is to develop routing policies agnostic to the underlying traffic that balance the maximum load on every link in the best possible manner. In other words, we want to minimize the maximum amount of traffic routed on any link. We formally define this notion. Let  $\mathcal{D}$  be a class of traffic demands, and let  $d \in \mathcal{D}$  be a particular traffic demand, where  $d_{s,s+t}$  denotes the traffic demand from node  $s$  to node  $s+t$ . Let  $f \in \mathcal{R}$  be a particular routing policy. We define the maximum link load of routing policy  $f$  under traffic matrix  $d$ , i.e.,  $\text{MAXLOAD}(f, d)$  as follows.

$$\text{MAXLOAD}(f, d) \triangleq \max_{(i,i+e) \in E} \sum_{\substack{s \in V \\ t \in V \setminus \{0\}}} d_{s,s+t} f_{i,i+e}^{s,s+t}.$$

The optimal oblivious routing for minimizing the maximum load on any link, over a class of traffic matrices  $\mathcal{D}$ , can be posed as a minmax optimization problem. The optimal oblivious policy is then given by  $f^*$  where

$$\max_{d \in \mathcal{D}} \text{MAXLOAD}(f^*, d) = \min_{f \in \mathcal{R}} \max_{d \in \mathcal{D}} \text{MAXLOAD}(f, d). \quad (3)$$

**Remark.** The solution  $f^*$  guarantees that the load never exceeds  $\max_{d \in \mathcal{D}} \text{MAXLOAD}(f^*, d)$  for any traffic demand in  $\mathcal{D}$ . Thus, traffic may vary over time, yet the load guarantee remains valid as long as demands stay within  $\mathcal{D}$ . This property is particularly valuable for satellite networks.

If  $\mathcal{D}$  is a convex polytope of traffic matrices, then one can pose the above optimization problem as a linear program [7], [9], [10]. Therefore, for any convex polytope of traffic matrices  $\mathcal{D}$ , the above program can be efficiently solved for moderately sized networks. However, this can get computationally challenging as the network size increases. In the next subsection, we define a special class of traffic matrices that are sparse, which are of practical importance.

### D. The Class of Sparse Traffic Matrices

In this work, we start with the hose model which is quite popular in literature [9], [12], [15]. It is a practical model for traffic, which assumes that any node in the network can

produce or sink traffic only up to a finite maximum capacity. In our hose model, without loss of generality, we assume that each node can source or sink one unit of traffic, that is,

$$\sum_{t \in V \setminus \{0\}} d_{s,s+t} \leq 1 \quad \forall s \in V \quad (4)$$

$$\sum_{t \in V \setminus \{0\}} d_{s-t,s} \leq 1 \quad \forall s \in V. \quad (5)$$

However, in reality, it is often found that only a few nodes in the network produce large amounts of traffic. In other words, the traffic is sparse or limited. To that end, we impose an additional constraint that the traffic matrices under consideration should have at most  $k$  sources and  $k$  sinks. In other words,

$$\begin{aligned} \sum_{s \in V} \mathbf{1}(\text{node } s \text{ sources non-zero traffic}) &\leq k \\ \sum_{s \in V} \mathbf{1}(\text{node } s \text{ sinks non-zero traffic}) &\leq k, \end{aligned} \quad (6)$$

where  $\mathbf{1}(A)$  is the indicator function for condition  $A$ . A traffic matrix  $d$  is said to be  $k$ -sparse if it satisfies constraints (4), (5) and (6). We denote the set of all  $k$ -sparse traffic matrices as  $\mathcal{D}'_k$  defined as

$$\mathcal{D}'_k = \{d \mid d \text{ is } k\text{-sparse}\}.$$

Note that  $\mathcal{D}'_k$  is highly non-convex. We can also define a notion of  $k$ -limited traffic matrices. When a traffic matrix  $d$  satisfies

$$\sum_{s,t} d_{s,s+t} \leq k, \quad (7)$$

along with constraints (4) and (5), it is said to be  $k$ -limited. This is because the total traffic demand is lesser than  $k$  units. We denote the set of all  $k$ -limited traffic matrices as  $\mathcal{D}_k$ , where

$$\mathcal{D}_k = \{d \mid d \text{ is } k\text{-limited}\}.$$

Note that  $\mathcal{D}_k$  is a convex polyhedron, as it is defined by only linear constraints. One can intuitively think of class  $\mathcal{D}_k$  as a convex relaxation of class  $\mathcal{D}'_k$ . It is also easy to see that  $\mathcal{D}'_k \subset \mathcal{D}_k$ . However, more interestingly, both classes of traffic are equivalent for MAXLOAD.

**Lemma 1.** For any valid routing policy  $f$ ,  $\max_{d \in \mathcal{D}_k} \text{MAXLOAD}(f, d) = \max_{d \in \mathcal{D}'_k} \text{MAXLOAD}(f, d)$ .

The proof of Lemma 1 comes from showing that the vertices of the polytope of  $\mathcal{D}_k$  are in  $\mathcal{D}'_k$ , i.e.,  $\text{vertices}(\mathcal{D}_k) \subset \mathcal{D}'_k$ . Using this fact and the principles of linear programming, it is easy to see that for any routing policy, there is a worst-case traffic in the set  $\mathcal{D}_k$  that would also be the worst-case traffic in the set  $\mathcal{D}'_k$ . Consequently, an oblivious routing policy is optimal over traffic class  $\mathcal{D}_k$  if and only if it is an optimal oblivious routing policy over traffic class  $\mathcal{D}'_k$ . The details are deferred to Appendix A. Hence, our mathematical development depends on, and applies to, the convex class of  $k$ -limited traffic matrices  $\mathcal{D}_k$ , which also captures our  $k$ -sparse traffic of interest.

### E. Problem Formulation

We want to understand the performance and characterize optimal oblivious routing policies when the traffic is known to be  $k$ -limited. Formally, we want to find the optimal value of the worst-case maximum load over all  $k$ -limited traffic given by

$$\theta^* = \min_{f \in \mathcal{R}} \max_{d \in \mathcal{D}_k} \text{MAXLOAD}(f, d), \quad (8)$$

and also find the optimal routing policy  $f^*$  that achieves  $\text{MAXLOAD}(f^*, d) \leq \theta^*$  for all  $d \in \mathcal{D}_k$ .

The above problem is in fact a linear program, as  $\mathcal{R}$  and  $\mathcal{D}_k$  are convex polyhedra. This is because (8) can be rewritten as

$$\begin{aligned} \theta^* = \min_f \quad & \theta \\ \text{s.t.} \quad & \max_{d \in \mathcal{D}_k} \sum_{s,t} d_{s,s+t} f_{i,i+e}^{s,s+t} \leq \theta \quad \forall i, e \end{aligned} \quad (9a)$$

$$f \text{ satisfies linear constraints (1) and (2).} \quad (9b)$$

Observe that constraint (9a) requires finding a maximum over the set  $\mathcal{D}_k$  for every feasible routing policy. This means that we have to solve a linear program every time we need to ensure that constraint (9a) is satisfied. However, this can be easily circumvented using strong duality-based techniques [7]–[9], [15]. These works employ strong duality to repose the oblivious max-load problem as a linear program. Although the problem of finding the optimal routing is a linear program, the number of constraints and variables becomes prohibitively large to computationally solve even for a moderately sized network. To that end, we aim to bound the performance of oblivious routing for sparse traffic by exploiting the structure in the problem. In the next section, we develop a preliminary cut-based lower bound for the maximum load. Furthermore, we reduce the search space for optimal routing policies by invoking a sufficiency condition for optimality.

### III. PRELIMINARY ANALYSIS

We develop some preliminary bounds on the max load in (8) and properties of the optimal routing  $f^*$ . We first start with a lower bound of the minmax optimization problem.

#### A. Cut-Based Lower Bound

Let us split the nodes in the network  $V$  into two sets  $S$  and  $T = V \setminus S$ , such that all the nodes in  $S$  source one unit of traffic, and the destinations are in  $T$ . Clearly, all the traffic from  $S$  destined to  $T$  must flow through a cut set of  $S$  and  $T$ , denoted as  $C(S, T)$ . Formally, a cut set  $C(S, T)$  is a set of edges that are directed from  $S$  to  $T$  such that, once removed, there exists no directed path from any node in  $S$  to any node in  $T$ . For the constructed traffic matrix to be in  $\mathcal{D}_k$ , we require the total number of sources  $|S| \leq k$ . For any routing policy  $f$ , the load must be at least

$$\max_{d \in \mathcal{D}_k} \text{MAXLOAD}(f, d) \geq \frac{k}{\min_{|S|=k} |C(S, T)|}.$$

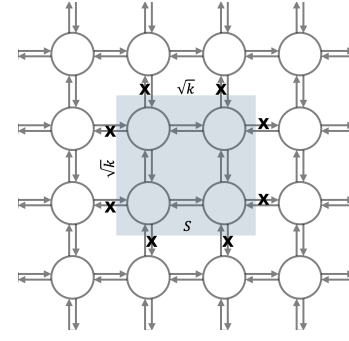


Fig. 3: The minimum cut set for  $k = 4$ . The set of vertices  $S$  is highlighted. The edges to be cut are marked with a cross.

From the result in [4] on minimum sized cuts in a torus, for  $k \leq N^2/4$ , the minimum cut of a vertex set of size  $k$  is roughly  $4\sqrt{k}$ . This is because, the minimum cut set of size  $k$  is roughly a square of side length  $\sqrt{k}$  [4]. This is visually depicted in Figure 3.

Consequently, the maximum load over  $\mathcal{D}_k$  will be at least  $\sqrt{k}/4$  for any routing policy, even non-oblivious ones.

**Remark.** This lower bound is not tight for oblivious routing policies. In Section IV, we develop a tighter lower bound of  $\sqrt{2k}/4$  on the maximum load of any oblivious routing.

#### B. Suboptimality of the Valiant Load-Balancing Scheme

We demonstrate the suboptimality of Valiant Load-Balancing (VLB) scheme for  $k$ -sparse traffic when  $k$  is small. To do this, we construct a traffic matrix such that the maximum link load achieved by the VLB scheme is bounded away from the maximum link load developed in Section V.

The VLB scheme is easily understood as a two phase routing scheme. First, the traffic from every source is uniformly distributed to all the nodes in the network, which we call the intermediate nodes, along their respective shortest paths. Second, the intermediate nodes forward the traffic to their respective destinations along respective shortest paths.

Now, consider a sparse traffic matrix as shown in Figure 4, wherein a set  $S$  of  $k$  sources, arranged as a square, must send traffic across to an adjacent set  $T$  of  $k$  sinks, also arranged as a square. For this traffic matrix, the VLB scheme would first distribute all the traffic from  $S$  uniformly to all nodes in the network, then uniformly aggregate traffic from all nodes in the network to  $T$ . This implies that a fraction of  $1 - k/N^2$  of the total traffic must exit set  $S$ , which leads to the each link in the minimum cut-set of  $S$  having to support at least  $\frac{k(1-k/N^2)}{4\sqrt{k}}$  units of traffic. Similarly, each link in the minimum cut-set of  $T$  will have to support at least  $\frac{k(1-k/N^2)}{4\sqrt{k}}$  units of traffic (because  $1 - k/N^2$  of the total traffic must end up inside  $T$  through the minimum cut-set). Now, the two dark links shown in Figure 4 would see this load twice since they lie in the minimum cut-set of both  $S$  and  $T$ . Therefore, these links have to support a total traffic of at least  $2 \times \frac{k(1-k/N^2)}{4\sqrt{k}}$ . This tells us that the worst-case maximum link load for sufficiently sparse traffic is at least  $\frac{2\sqrt{k}}{4}(1 - k/N^2)$  under the VLB scheme.



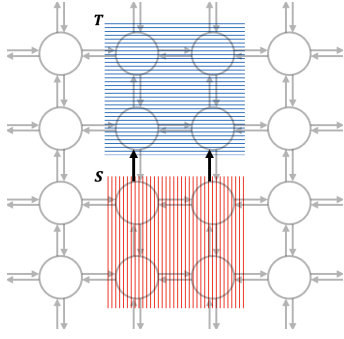


Fig. 4: Set of source nodes  $S$  is shaded with red vertical lines. Set of sink nodes  $T$  is shaded with blue horizontal lines. The dark edges in the figure lie in the cut-set of both  $S$  and  $T$ . These edges would see a load of at least  $\frac{2\sqrt{k}}{4}(1 - k/N^2)$  under the VLB scheme.

This is clearly bounded away from the minimum achievable worst-case link load of  $\sqrt{2k}/4$ , shown in Sections IV and V.

However, one can show that the VLB scheme is an optimal oblivious routing for  $k$ -sparse traffic when  $k \geq N^2/2$  and achieves a maximum link load of  $N/4$  for all traffic in  $\mathcal{D}_k$ ,  $k \geq N^2/2$ . The details are provided in Appendix G.

### C. Sufficiency Condition for Optimality

In this section, we describe sufficient conditions on the optimal routing in problem (8) (Lemma 2). The sufficient condition will drastically reduce the number of constraints and variables and further simplify the problem. Then, the sparse oblivious routing problem is reposed with fewer constraints and variables in Lemma 3.

The  $N \times N$  torus network exhibits high degree of symmetry. Intuitively, symmetry means that the network looks the same even after translation or reflection transformations. We formalize this notion of symmetry using automorphisms [8].

**Definition 1** (Automorphism [8]). *A mapping  $\phi : V \rightarrow V$  is an automorphism of the network  $G(V, E)$  when*

- (a)  $\phi$  is invertible
- (b)  $(i, i + e) \in E \implies (\phi(i), \phi(i + e)) \in E$ .

Observe that  $V$  and  $E$  are closed under any automorphism. Moreover, the traffic class  $\mathcal{D}_k$  is closed under any automorphism  $\phi$ . This is because if  $d \in \mathcal{D}_k$  then,  $d' \in \mathcal{D}_k$ , where  $d'_{s,s+t} \triangleq d_{\phi(s),\phi(s+t)} \forall s, t$ . Similarly, the class of routing policies is also closed under automorphism  $\phi$  since if  $f \in \mathcal{R}$  then  $f' \in \mathcal{R}$ , where  $f'_{i,i+e} \triangleq f_{\phi(i),\phi(i+e)}^{s,s+t} \forall s, t, i, e$ . Automorphisms of the network allow us to formulate a sufficient condition for optimality, stated in Lemma 2.

**Lemma 2** (Adopted from [8, Theorem 1]). *There exists an optimal oblivious routing policy such that it is invariant to all automorphisms of the network. In other words, there exists an optimal routing policy  $f^*$  such that  $f^*_{i,i+e}^{s,s+t} = f^*_{\phi(i),\phi(i+e)}^{s,s+t}$  for every automorphism  $\phi$  of the network.*

The proof of Lemma 2 comes from modifying [8, Theorem 1] for max load, described in Appendix B. The sufficient

condition tells us that it is enough to search for the optimal routing within routing policies that satisfies certain symmetry constraints. This drastically reduces the search space as it provides more structure to the linear program that can be exploited.

Now, we describe certain automorphisms of the torus network, namely, the translation and reflection automorphisms.

- 1) The translation automorphism by vector  $v \in V$  is the map  $T_v(i) \triangleq i + v, \forall i \in V$ .
- 2) The reflection automorphism about  $x = y$  axis, denoted by  $R_{xy}(\cdot)$  is defined as  $R_{xy}(i) \triangleq (i_y, i_x)$ , where the  $x$  and  $y$  coordinates are interchanged  $\forall i \in V$ .
- 3) The reflection automorphism about the origin 0, denoted by  $R_0(\cdot)$ , is defined as  $R_0(i) \triangleq -i, \forall i \in V$ .

It is not difficult to see that all these maps preserve the structure of the network and are valid automorphisms for the  $N \times N$  torus. Observe that the composition of reflections  $R_0(R_{xy}(\cdot))$ , denoted as  $R_0R_{xy}$ , is also a valid automorphism for the  $N \times N$  torus. These automorphisms let us reduce the search space of the optimal routing.

On applying Lemma 2 with the above automorphisms of the  $N \times N$  torus, we can conclude that there is an optimal routing scheme that is invariant to translations, i.e.,

$$f_{i,i+e}^{s,s+t} = f_{T_s(i),T_s(i+e)}^{T_s(s),T_s(s+t)} = f_{-s,-s+e}^{0,t}.$$

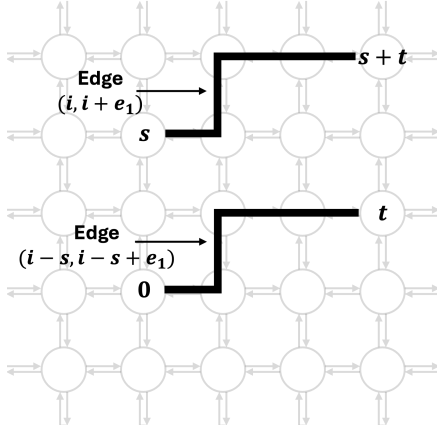
In other words, the result implies that it is sufficient to only specify the routes from the origin 0 to every other node  $t$ . The route from node  $s$  to node  $s+t$  would only be a translation of the route from the origin 0 to node  $t$ . This idea is visualized in Figure 5a. Similarly, there is an optimal routing scheme that is invariant to reflections. That is to say, for a reflection automorphism  $\phi$ , the route from node  $\phi(s)$  to node  $\phi(s)+\phi(t)$  is the reflection of the route from node  $s$  to node  $s+t$ . In equations,

$$f_{i,i+e}^{s,s+t} = f_{\phi(i),\phi(i)+\phi(e)}^{\phi(s),\phi(s)+\phi(t)}.$$

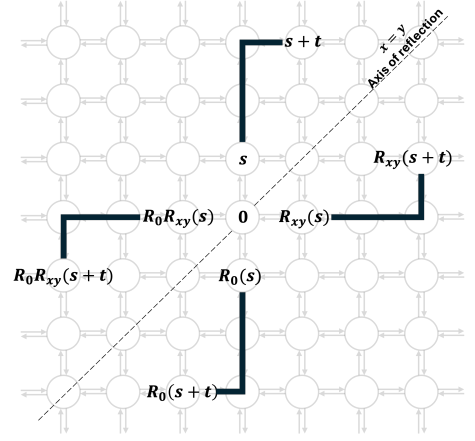
This idea is visualized in Figure 5b. In essence, Lemma 2 tells us that we only need to find load minimizing paths from the origin to a small subset of nodes. Every other route would be a translation or reflection of these routes due to the symmetry in the network. The sufficient condition also lets us simplify notation for the routing policy because we can drop the explicit dependence of the routing policy on the source node  $s$ . Now, we denote the routing policy as  $g_{i,i+e}^t$ , which represents the fraction of traffic from the origin to node  $t$  routed along the edge  $(i, i+e)$ . Using this characterization, one can obtain the fraction of any  $(s, s+t)$  traffic routed along any edge  $(i, i+e)$  using the relation  $f_{i,i+e}^{s,s+t} = g_{i-s,i-s+e}^t$ . Additionally, due to reflection invariance,

$$g_{i,i+e}^t = g_{R_{xy}(i),R_{xy}(i+e)}^{R_{xy}(t)} = g_{R_0(i),R_0(i+e)}^{R_0(t)}.$$

Furthermore, without loss of generality, it suffices to only check the maximum load on the  $(0, e_1)$  edge because of the symmetry of the network. This in turn reduces the number of constraints in problem (8). We repose the optimization problem in (8) with reduced number of variables and constraints.



(a) Due to translation invariance, the route from origin 0 to destination  $t$ , is the same as the translated route from source  $s$  to destination  $s + t$ . The flow along edge  $(i, i + e)$  from  $s$  to  $s + t$  is  $f_{i, i+e}^{s, s+t} = 1$ . The flow along edge  $(i - s, i - s + e)$  from 0 to  $t$  is  $g_{i-s, i-s+e}^t = 1$ .



(b) Due to the  $R_{xy}$  reflection automorphism, the route from origin  $s$  to destination  $s + t$  is the same as the reflected route from source  $R_{xy}(s)$  to destination  $R_{xy}(s + t)$ . Similarly, the case for the  $R_0$  and  $R_0 R_{xy}$  automorphism is also shown.

Fig. 5: Symmetries of Routing Policies

**Lemma 3.** *The optimal oblivious routing problem for  $k$ -limited traffic in (8) is equivalent to*

$$\min_{g, \theta} \quad \theta \quad (10a)$$

$$\text{s.t.} \quad \max_{d \in \mathcal{D}_k} \sum_{s, t} d_{s, s+t} g_{s, s+e_1}^t \leq \theta \quad (10b)$$

$$\sum_{e \in A} g_{i, i+e}^t - \sum_{e \in A} g_{i-e, i}^t = \begin{cases} 0 & i \neq 0, t \\ 1 & i = 0 \\ -1 & i = t \end{cases} \quad \forall i, t \quad (10c)$$

$$g_{i, i+e}^t = g_{R_{xy}(i), R_{xy}(i+e)}^{R_{xy}(t)} = g_{R_0(i), R_0(i+e)}^{R_0(t)} \quad \forall i, e, t \quad (10d)$$

$$0 \leq g_{i, i+e_1}^t \leq 1 \quad \forall i, t. \quad (10e)$$

The proof of Lemma 3 is provided in Appendix C. The above problem can be concisely stated as a bilinear minmax optimization problem

$$\theta^* = \min_{g \in \mathcal{R}_{sym}} \max_{d \in \mathcal{D}_k} \sum_{s, t} d_{s, s+t} g_{s, s+e_1}^t, \quad (11)$$

where  $\mathcal{R}_{sym}$  is the class of routing policies which satisfy translation and reflection invariance, i.e.,

$$\mathcal{R}_{sym} \triangleq \{g \mid g \text{ satisfies (10c), (10d) and (10e)}\}.$$

Lemma 3 exploits the structure of the torus to give us the max load problem as a bilinear optimization problem. From von Neumann's minimax equivalence theorem [16] for bilinear objectives (or equivalently, the strong duality of linear programs), we also have the following equivalence.

$$\theta^* = \max_{d \in \mathcal{D}_k} \min_{g \in \mathcal{R}_{sym}} \sum_{s, t} d_{s, s+t} g_{s, s+e_1}^t. \quad (12)$$

We use this equivalence principle to first derive lower bound on  $\theta^*$ , and then describe a routing policy that achieves this lower bound for all  $k$ -limited traffic.

#### IV. WORST-CASE LOAD LOWER BOUND

In this section, we provide a lower bound on the maximum load  $\theta^*$  as described in the previous sections. To that end, we construct a specific traffic matrix which we call the Split-Diamond traffic matrix, denoted by  $d^{SD(r)}$ . Here,  $r \in \mathbb{N}$  is a parameter and it determines the “size” of the Split-Diamond traffic matrix. Using this construction, we show that

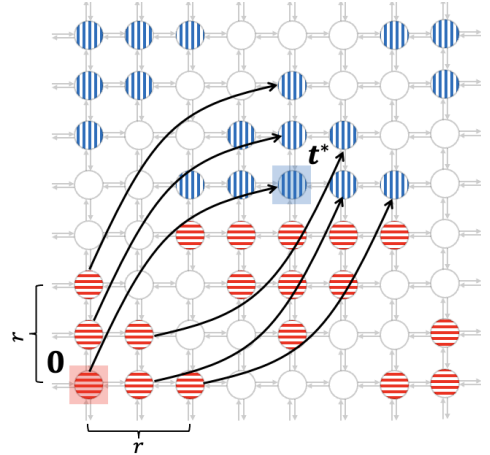


Fig. 6: Split-Diamond traffic with  $r = 3$  for an  $8 \times 8$  torus network. The origin 0 and node  $t^*$  are marked by boxes. Here,  $t^* = (4, 4)$ . The source nodes of traffic are shaded with red horizontal lines and the destinations are shaded with blue vertical lines. Few of the source-destination pairs are marked with dark arrow lines. Every source node  $s$  has traffic to destination  $s + t^*$ . There is a total of  $2r^2 = 18$  units of traffic in this traffic matrix.

any routing policy in  $\mathcal{R}_{sym}$  would suffer a load of roughly  $\sqrt{2k}/4$  under the Split-Diamond traffic matrix of appropriate “size”. The Split-Diamond traffic construction allows us to tighten the lower bound we obtained in Section III-A by a factor of  $\sqrt{2}$  for symmetric routing policies. Recall that in Section III-A, we showed a universal lower bound of  $\sqrt{k}/4$ .

To describe the Split-Diamond traffic matrix, we first need a distance metric on the network. We use the following distance metric  $\Delta(\cdot, \cdot)$  on  $V$ .

$$\Delta(u, v) = \min\{(u_x - v_x) \bmod N, (v_x - u_x) \bmod N\} \\ + \min\{(u_y - v_y) \bmod N, (v_y - u_y) \bmod N\}. \quad (13)$$

The distance metric  $\Delta(\cdot, \cdot)$  counts the minimum number of hops required to go from node  $u$  to node  $v$ . We construct the Split-Diamond traffic using the distance metric above. When  $N$  is even, the Split-Diamond traffic matrix with parameter  $r$  is defined as

$$d_{s,s+t}^{SD(r)} = \begin{cases} 1 & s \in \mathcal{E}_1(r) \cup \mathcal{E}_2(r) \text{ and } t = t^* \\ 0 & \text{otherwise,} \end{cases} \quad (14)$$

where

$$\mathcal{E}_1(r) = \{j \in V \mid \Delta(j, 0) < r \text{ and } j_y \geq 0\} \\ \mathcal{E}_2(r) = \left\{j \in V \mid \Delta\left(j, \left(\frac{N}{2}, \frac{N}{2}\right)\right) \leq r \text{ and } j_y \leq \frac{N}{2} - 1\right\},$$

and,  $t^* = (\frac{N}{2}, \frac{N}{2})$  is the farthest node away from the origin. For simplicity, we only describe the case for  $N$  even. See Figure 6 for an example. When  $N$  is odd, the construction is similar with some minor modifications. Observe that in the above traffic matrix, every source has traffic destined only to the node farthest away from it. Intuitively, the Split-Diamond traffic matrix is a collection of locally clustered sources and destinations, where all the source-destination pairs are  $N$  hops away. The clusters have a diamond shape, and hence the name. The parameter  $r$  determines the size of this cluster. It is easy to see that the total traffic in the Split-Diamond traffic matrix is  $\sum_{s,t} d_{s,s+t}^{SD(r)} = 2r^2$ . Therefore, the Split-Diamond traffic with  $r \leq \sqrt{k}/2$  belongs to traffic class  $\mathcal{D}_k$ . Next, we formally state the lower bound on  $\theta^*$  due to Split-Diamond traffic of appropriate size in Theorem 1.

**Theorem 1.** *For a  $N \times N$  torus network,  $k \leq N^2/2$*

(a) *When  $2k$  is a perfect square, all routing policies  $g \in \mathcal{R}_{sym}$  incur a maximum link load of at least  $\sqrt{2k}/4$  under the Split-Diamond traffic  $d^{SD(r)} \in \mathcal{D}_k$  with  $r = \sqrt{k}/2$ .*

(b) *When  $2k$  is not a perfect square, all routing policies  $g \in \mathcal{R}_{sym}$  incur a maximum link load of at least  $\sqrt{2k'}/4$  for a particular  $d \in \mathcal{D}_k$ , where  $k'$  is the largest integer such that  $2k'$  is a perfect square and  $k' \leq k$ .*

Theorem 1 immediately gives us a lower bound on  $\theta^*$ .

$$\frac{\sqrt{2k}}{4} \lesssim \max_{d \in \mathcal{D}_k} \min_{g \in \mathcal{R}_{sym}} \sum_{s,t} d_{s,s+t} g_{s,s+e_1}^t = \theta^*.$$

Remarkably, Theorem 1 gives us a lower bound that is  $\sqrt{2}$  times stronger compared to the lower bound developed in Section III-A.

Proving part (a) of Theorem 1 involves inspecting the dual of the inner minimization problem in the maxmin optimization in (12). Namely, we look at the dual of  $\min_{g \in \mathcal{R}_{sym}} \sum_{s,t} d_{s,s+t} g_{s,s+e_1}^t$  for any traffic matrix  $d \in \mathcal{D}_k$ , when  $2k$  is a perfect square.

From strong duality, the problem (12) is equivalent to

$$\begin{aligned} \max_{d, \nu} \quad & \frac{1}{4} \sum_t \nu_t^t \\ \text{s.t.} \quad & \nu_{i+e}^t - \nu_i^t \leq \lambda(d, t, i, e) \quad \forall i \in V \quad \forall t \in V \setminus \{0\} \\ & \nu_0^t = 0 \quad \forall t \in V \setminus \{0\} \\ & d \in \mathcal{D}_k, \end{aligned} \quad (15)$$

where  $\lambda(d, i, t, e)$  is interpreted as the cost of using edge  $(i, i+e)$  for a route from the origin 0 to destination  $t$ , that depends on traffic matrix  $d$ . On further inspection, we observe that the above problem corresponds to finding the maximum minimum cost path from the origin to every destination  $t \in V \setminus \{0\}$ , where the cost of each edge for a particular destination  $t$  is  $\lambda(d, t, i, e)$ . In other words,

$$\theta^* = \frac{1}{4} \max_{d \in \mathcal{D}_k} \min_{\bar{\mathcal{P}}} \sum_t \sum_{(i,i+e) \in \bar{\mathcal{P}}_t} \lambda(d, t, i, e),$$

where  $\bar{\mathcal{P}}$  is the collection of paths from the node 0 to every  $t \in V \setminus \{0\}$ .

To tackle the above maxmin problem, it suffices to construct a traffic matrix in  $\mathcal{D}_k$  such that any reasonable path from the origin to a destination  $t$  incurs the same cost. As a consequence, the sum cost of any path under this traffic matrix would give us a lower bound on the maxmin problem.

Indeed, the Split-Diamond traffic matrix is carefully constructed to achieve this. We omit the technical details in the interest of space. First, we note that  $d^{SD(r)}$  only assigns non-zero traffic (and hence, non-zero cost) to  $t = t^* \triangleq (N/2, N/2)$ , i.e., the farthest node from the origin for simplicity. Then, the source nodes of traffic,  $s$  (and consequently, destinations  $s + t^*$ ) are carefully selected such that any reasonable path from 0 to  $t^*$  incurs a cost of  $2r$ , where  $r \in \mathbb{N}$  is the parameter of the Split-Diamond traffic matrix. As mentioned earlier, for the Split-Diamond traffic with parameter  $r$ ,  $\sum_{s,t} d_{s,s+t}^{SD(r)} = 2r^2$  must be lesser than or equal to  $k$  for  $d^{SD(r)}$  to belong to  $\mathcal{D}_k$ . The sum cost of the objective under Split-Diamond traffic of size  $r$  is therefore  $2r/4$ . We maximize this sum cost under the constraint  $2r^2 \leq k, r \in \mathbb{N}$ . When  $2k$  is a perfect square, the best choice of  $r$  would be  $\sqrt{k}/2$  and the value of the objective is  $\sqrt{2k}/4$ . Since  $d^{SD(r)}$  is a feasible solution, we arrive at  $\theta^* \geq \sqrt{2k}/4$  when  $2k$  is a perfect square. The proof for part (b) of Theorem 1 follows immediately from the result of part (a) and convexity of the problem. The detailed proof can be found in Appendix D.

Recall from Section III-C that there always exists an optimal oblivious routing policy that is automorphism invariant.

Consequently, Theorem 1 lets us conclude that any oblivious routing policy would suffer a maximum load of  $\sqrt{2k}/4$  under the Split-Diamond traffic. Although the performance of any translation and reflection invariant routing policy is  $\sqrt{2k}/4$  under the Split-Diamond traffic with  $r = \sqrt{k}/2$ , it does not imply that the Split-Diamond traffic is the worst-case traffic for *any* routing policy. If we do not restrict ourselves to the class of automorphism invariant routing policies, we can achieve a load lower than  $\sqrt{k}/4$  for the Split-Diamond traffic.

## V. OPTIMAL OBLIVIOUS ROUTING FOR SPARSE TRAFFIC

In this section, we describe a routing policy that achieves the lower bound on  $\theta^*$ . For that reason, we develop a certain structured routing policy, which we call the Local Load Balancing (LLB) scheme. The LLB scheme is parametrized by  $r \in \mathbb{N}$ . We denote the routing policy as  $g^{LLB(r)}$ . The routing policy is specifically designed to load balance any  $k$ -sparse traffic effectively in the network for an appropriate choice of  $r$ . Later, we show that the LLB scheme achieves a maximum link load of at most about  $\sqrt{2k}/4$  for any traffic matrix in  $\mathcal{D}_k$ .

Before we describe the LLB scheme, we define some terminology. A *stem*  $S_r(i)$  of size  $r$  at node  $i$  is the set of nodes that differ from node  $i$  only at a coordinate and are at most  $r$  hops away from node  $i$ . Mathematically, the stem is the set of nodes

$$S_r(i) \triangleq \{j \in V \mid 0 < \Delta(i, j) \leq r \text{ and } j_x = i_x \text{ or } j_y = i_y\}.$$

The stem of a node is displayed in the example in Figure 7a and 7c. For the  $N \times N$  torus, the stem of size  $r$  has  $4r$  nodes.

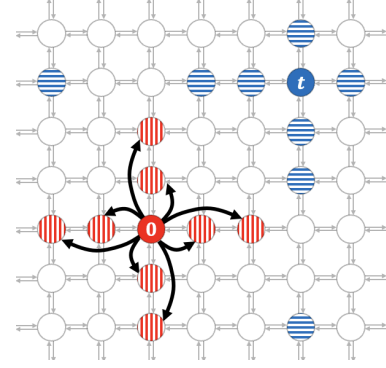
**Remark.** One can also view the stem  $S_r(i)$  as the collection of  $r$  node neighbors of node  $i$  along the positive and negative vertical and horizontal directions respectively. We will henceforth call the nodes in the stem along each of these directions as “legs”. There are 4 legs in the stem.

### A. Local Load-Balancing Policy (LLB)

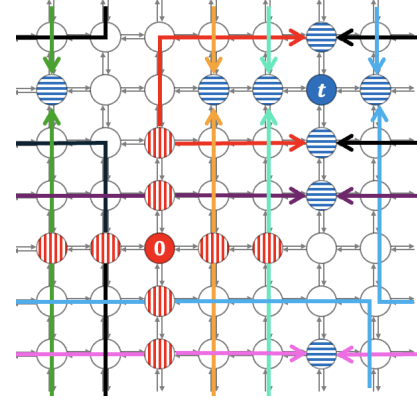
Now, we describe the Local Load Balancing (LLB) scheme with parameter  $r$ . The routing policy can be viewed as being split into three phases. For traffic from the origin  $0$  to any destination  $t \in V \setminus \{0\}$  such that  $\min(t_x, N - t_x) > r$  or  $\min(t_y, N - t_y) > r$ ,

- *First phase:* Distribute traffic equally among the nodes in  $S_r(0)$  along the shortest path. In other words,  $1/4r$  fraction of traffic is first sent from the origin to every node in  $S_r(0)$ .
- *Second phase:* Route traffic from each node in the stem  $S_r(0)$  to each node in the stem  $S_r(t)$  along edge-disjoint paths, such that each node in  $S_r(0)$  sends equal traffic along 2 unique edge-disjoint paths and each node in  $S_r(t)$  receives traffic along 2 edge-disjoint paths. Each path carries  $1/8r$  fraction of traffic.
- *Third phase:* Aggregate traffic from the nodes in stem  $S_r(t)$  to the final destination of the traffic,  $t$ , along the shortest path. As a consequence of the first two stages,  $1/4r$  fraction of traffic needs to be aggregated from each node in  $S_r(t)$ .

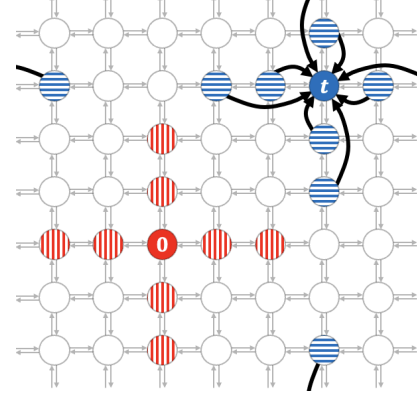
Recall that it is sufficient for us to describe a set of routes from the origin  $0$  to every node  $t = (t_x, t_y)$  such that  $t_x \leq$



(a) First phase - Distribute source traffic among stem nodes along the shortest path. The source (origin) is highlighted in dark red and the stem nodes  $S_r(0)$  are shaded with red vertical lines.



(b) Second phase - Route traffic from  $S_r(0)$  to  $S_r(t)$  along edge-disjoint paths with two edge-disjoint paths emanating from each node in  $S_r(0)$  and terminating at each node in  $S_r(t)$ .



(c) Third phase - Aggregate traffic from the stem nodes  $S_r(t)$  to the destination node  $t$  along the shortest path. The destination node is highlighted in dark blue and the stem nodes  $S_r(t)$  are shaded with blue horizontal lines.

Fig. 7: Example of Local Load Balancing Routing Scheme with parameter  $r = 2$ .

$t_y \leq N/2$ . Then, from the consequences of automorphism invariance, the route from any source  $s$  to any destination  $s+t$  can be obtained from the transformation of the aforementioned set of routes. The LLB scheme with  $r = 2$  is visualized in Figure 7 for a  $N \times N$  torus with  $N = 7$ .

We call it a “local” load-balancing scheme as it distributes



traffic among local nodes, namely the stem nodes around the origin and destination. This is unlike the popular Valiant Load-Balancing algorithm which distributes traffic to every other node in the network along shortest paths before aggregating it back at the destination from every node in the network along shortest paths.

It is important to highlight that the second phase of LLB requires existence of  $8r$  edge-disjoint paths from  $S_r(0)$  to  $S_r(t)$  with two edge-disjoint paths emanating from every node in  $S_r(0)$  and two edge-disjoint paths terminating at every node in  $S_r(t)$ . It is always possible to find such edge-disjoint paths for  $r \leq N/2$ , as in Lemma 4.

**Lemma 4.** *In an  $N \times N$  torus network, there exist  $8r$  edge-disjoint paths from every node in stem  $S_r(0)$  to every node in stem  $S_r(t)$  such that two edge-disjoint paths emanate from each node in  $S_r(0)$  and two edge-disjoint paths terminate at each node in  $S_r(t)$ , when  $r < N/2$  and the destination  $t \in V \setminus \{0\}$  satisfies  $\min(t_x, N - t_x) > r$  or  $\min(t_y, N - t_y) > r$ .*

Lemma 4 comes from a special case of the celebrated Max-Flow Min-Cut theorem (also known as Menger's Theorem [17]) to count the maximum number of edge-disjoint paths from a set of nodes to another set of nodes. The proof involves observing that the cut size of  $S_r(i)$  is always  $8r + 4$  for  $N \leq 2$ , and hence there must exist at least  $8r$  paths from  $S_r(0)$  to  $S_r(t)$ . Moreover, these paths can be easily found using multiple runs of breadth-first search, removing edges once a path from  $S_r(0)$  to  $S_r(t)$  is found successively. We defer the details to Appendix F.

### B. Modifications to LLB policy under specific conditions

As discussed in the previous subsection it suffices to describe the routing policy when  $t_x \leq t_y \leq N/2$  as for other destinations, the routing can be obtained from automorphism transformations. In this section, we limit ourselves to  $t_x \leq t_y \leq N/2$  for ease of presentation.

When there is overlap between the stems  $S_r(0)$  and  $S_r(t)$ , the above described routing policy cannot be used as is. If there are nodes  $j$  such that  $j \in S_r(0) \cap S_r(t)$ , there needs to be minor modifications in the routing scheme. This happens when  $t_x \leq r$  or  $t_y \leq r$ . Without loss in generality, there can only be the two types of overlap between stems, Type-I and Type-II, as shown in Fig. 8 and Fig. 9.

1) *Type-I Overlap:* In Type-I overlap, the stems  $S_r(0)$  and  $S_r(t)$  overlap only along one of the four legs of the stem (Fig. 8). Under Type-I overlap, we define modified stems  $S_r^I(0)$  and  $S_r^I(t)$ ,

$$\begin{aligned} S_r^I(0) &= \{j \in V | i \in S_r(0) \text{ and } \Delta(0, j) \leq \Delta(t, j)\} \\ S_r^I(t) &= \{j \in V | i \in S_r(t) \text{ and } \Delta(t, j) \leq \Delta(0, j)\}. \end{aligned}$$

In Type-II overlap, the stems  $S_r(0)$  and  $S_r(t)$  overlap exactly at two nodes at two of the four legs of the stem respectively (Fig. 9). Under Type-II overlap, let  $(0, h_x)$  and  $(h_y, 0)$  be the

indices of the nodes that lie in both  $S_r(0)$  and  $S_r(t)$ . We define modified stems  $S_r^{II}(0)$  and  $S_r^{II}(t)$ ,

$$\begin{aligned} S_r^{II}(0) &= \{j \in V | j \in S_r(0) \text{ and } j_x \leq h_x \text{ and } j_y \leq h_y\} \\ S_r^{II}(t) &= \{j \in V | j \in S_r(t) \text{ and } j_x \leq t_x - h_x \text{ and } j_y \leq t_y - h_y\}. \end{aligned}$$

Once we define the modified stem for each type of overlap, the modifications in each routing phase is fairly straightforward. Henceforth,  $S_r'(0)$  and  $S_r'(t)$  refer to the modified stems in each case of overlap.

- *Modification in the first phase:* Distribute  $1/4r$  fraction of traffic to each of the nodes in the stems  $S_r'(0)$ , except the last node in each of the legs. If the node is the last node in its leg and is  $h$  hops away, it receives  $(r - h + 1)/4r$  fraction of the traffic.

- *Modification in the second phase:* Route traffic from each node in the stem  $S_r'(0)$  to each node in the stem  $S_r'(t)$  (or  $S_r'(t)$ ) along edge-disjoint paths, such that each node in  $S_r'(0)$  sends equal traffic along 2 unique edge-disjoint paths and each node in  $S_r'(t)$  receives traffic along 2 edge-disjoint paths. Each path carries  $1/8r$  fraction of traffic. If there is residual traffic at a node in  $S_r'(0)$ , then there must exist a node neighboring it that is in  $S_r'(t)$ . The residual traffic must be directly sent to that neighbor. If a node belongs to both  $S_r'(0)$  and  $S_r'(t)$ , then the node needs to do nothing in the second phase.

- *Modification in the third phase:* Aggregate traffic from the nodes in stem  $S_r'(t)$  to the final destination of the traffic,  $t$ , along the shortest path. As a consequence of the first two stages,  $1/4r$  fraction of traffic needs to be aggregated from each node in  $S_r'(t)$  except the last nodes in each leg. A fraction of  $(r - h + 1)/4r$  of the traffic will be aggregated from the last node in each leg, where the last node is  $h$  hops away.

### C. Maximum Load under LLB Policy

**Theorem 2.** *For a  $N \times N$  torus network,  $k \leq N^2/2$*

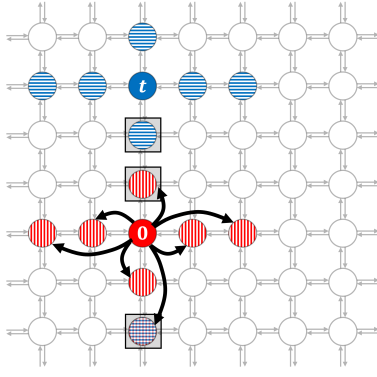
(a) *When  $2k$  is a perfect square, the LLB scheme with parameter  $r = \sqrt{k}/2$  achieves a maximum link load of  $\sqrt{2k}/4$  for any traffic matrix in  $\mathcal{D}_k$ .*

(b) *When  $2k$  is not a perfect square, the LLB scheme with parameter  $r = \sqrt{k'}/2$  achieves a maximum link load of  $\sqrt{2k'}/4$  where  $k'$  is the smallest integer such that  $2k'$  is a perfect square and  $k \leq k'$ .*

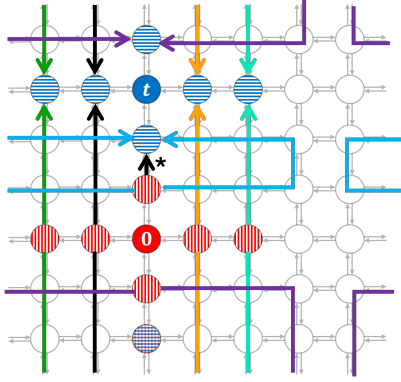
From Theorem 2, we can conclude that

$$\theta^* = \min_{g \in \mathcal{R}_{sym}} \max_{d \in \mathcal{D}_k} \sum_{s,t} d_{s,s+t} g_{s,s+t}^t \lesssim \frac{\sqrt{2k}}{4},$$

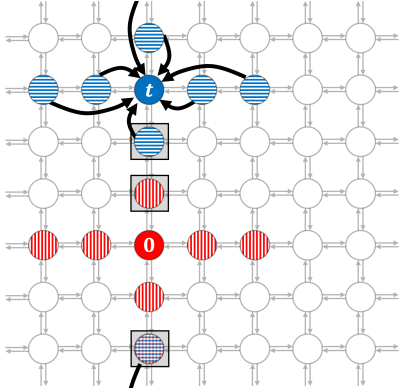
because the LLB scheme is a feasible routing, i.e.,  $g^{LLB} \in \mathcal{R}_{sym}$ . Therefore, Theorems 1 and 2 tell us that the LLB scheme is an optimal oblivious routing scheme for sparse traffic when  $2k$  is a perfect square. The proof part (a) of Theorem 2 involves looking at the dual of the inner maximization problem of the minmax problem in (11) and exploiting its structure to characterize a “good” candidate routing policy. Subsequently, we show that LLB is in fact a “good” candidate routing policy which gives us the required upper



(a) First phase - Distribute source traffic among stem nodes along the shortest path. The source (origin) is highlighted in dark red and the stem nodes  $S_r^I(0)$  are shaded with red vertical lines. The boxed nodes were common to both the initial stems  $S_r(0)$  and  $S_r(t)$ . The checked node belongs to both  $S_r^I(0)$  and  $S_r^I(t)$ .

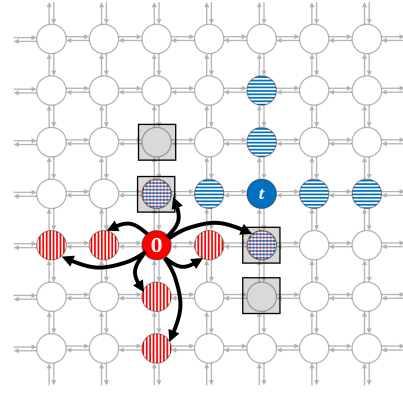


(b) Second phase - Route traffic from  $S_r^I(0)$  to  $S_r^I(t)$  along edge-disjoint paths with two edge-disjoint paths emanating from each node in  $S_r^I(0)$  and terminating at each node in  $S_r^I(t)$ . The last node in the stem  $S_r^I(0)$  along the overlapping leg also carries residual traffic to the last node in stem  $S_r^I(t)$ , which is indicated by an asterisk.

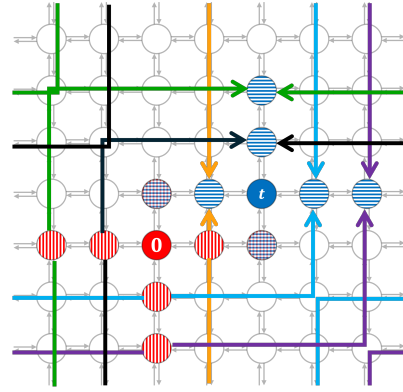


(c) Third phase - Aggregate traffic from the stem nodes  $S_r^I(t)$  to the destination node  $t$  along the shortest path. The destination node is highlighted in dark blue and the stem nodes  $S_r^I(t)$  are shaded with blue horizontal lines. The boxed nodes were common to both the initial stems  $S_r(0)$  and  $S_r(t)$ . The checked node belongs to both  $S_r^I(0)$  and  $S_r^I(t)$ .

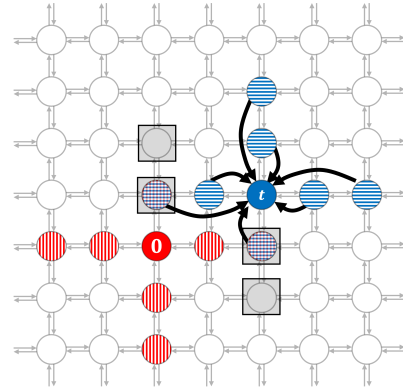
Fig. 8: LLB Routing Scheme with parameter  $r = 2$  with destination  $t = (0, 3)$  under Type-I overlap in a  $7 \times 7$  torus.



(a) First phase - Distribute source traffic among stem nodes along the shortest path. The source (origin) is highlighted in dark red and the stem nodes  $S_r^{II}(0)$  are shaded with red vertical lines. The boxed nodes were common to both the initial stems  $S_r(0)$  and  $S_r(t)$ . The checked node belongs to both  $S_r^{II}(0)$  and  $S_r^{II}(t)$ .



(b) Second phase - Route traffic from  $S_r^{II}(0)$  to  $S_r^{II}(t)$  along edge-disjoint paths with two edge-disjoint paths emanating from each node in  $S_r^{II}(0)$  and terminating at each node in  $S_r^{II}(t)$ . There is no residual traffic that needs to be carried in this case.



(c) Third phase - Aggregate traffic from the stem nodes  $S_r^{II}(t)$  to the destination node  $t$  along the shortest path. The destination node is highlighted in dark blue and the stem nodes  $S_r^{II}(t)$  are shaded with blue horizontal lines. The boxed nodes were common to both the initial stems  $S_r(0)$  and  $S_r(t)$ . The checked node belongs to both  $S_r^{II}(0)$  and  $S_r^{II}(t)$ .

Fig. 9: LLB Routing Scheme with parameter  $r = 2$  with destination  $t = (2, 1)$  under Type-II overlap in a  $7 \times 7$  torus.

bound. The details are omitted here in the interest of space and can be found in Appendix E.

## VI. NUMERICAL RESULTS AND CONCLUSION

We compare the performance of different routing schemes with the proposed LLB scheme under different  $k$ -sparse traffic. In particular, we compare the LLB scheme with Equal Cost Multipath (ECMP) routing, wherein the traffic is equally routed along the multiple *shortest* paths between sources and destinations, Valiant Load Balancing (VLB), the Optimal Oblivious (O-OPT) routing which is obtained from numerically solving the linear program in (10), and the Optimal (OPT) routing for traffic  $d$  which is the non-oblivious routing specifically optimized for the traffic matrix. In other words,  $\text{OPT} = \arg \min_f \text{MAXLOAD}(f, d)$  for the particular  $d \in \mathcal{D}_k$ . Note that all the above routing schemes are oblivious, except OPT. Under the random traffic scenario, we report the average max load of the policies over 1000 trials.

First, we compare the maximum link load of the above policies in a  $10 \times 10$  torus under specific  $k$ -sparse traffic matrices for  $k = 18$ . We report the comparison for  $k = 18$  only in the interest of space constraints. Namely, Split-Diamond traffic with  $r = \sqrt{k/2} = 3$ , Hotspot traffic, which consists of localized square-like clusters of sources and destinations that are adjacent (as in Fig. 4 in Sec. III-B), and Random traffic, wherein  $k$  sources and sinks chosen uniformly at random.

	ECMP	VLB	LLB	O-OPT	OPT
Split Diamond Traffic	1.5	1.5	1.5	1.5	0.9
Hotspot Traffic	4.0	1.858	1.417	1.468	1.00
Random Traffic	1.543	0.978	0.958	0.957	—

TABLE I: Maximum Link Load of routing policies.

First, we see that since ECMP, LLB, VLB and O-OPT are all routing policies that satisfy automorphism invariance, we observe that all of them incur a maximum load of  $\sqrt{2k}/4 = 1.5$  under the Split-Diamond Traffic matrix. However, the non-oblivious OPT greatly outperforms the oblivious routing. Additionally, observe that the maximum load achieved by LLB also closely matches that achieved by O-OPT, verifying the optimality of LLB. In Table I, we note that LLB performs slightly better than O-OPT in the case of Hotspot traffic and O-OPT performs marginally better than LLB over Random Traffic. The loads of LLB and O-OPT do not need to exactly match as the optimal oblivious policy is not unique. The optimal oblivious policy only guarantees the best case load of  $\sqrt{2k}/4$  over all traffic matrices in  $\mathcal{D}_k$ .

It is interesting to point that LLB outperforms VLB especially under Hotspot Traffic. The average performances of VLB and LLB are similar over Random  $k$ -sparse Traffic.

We also compare the average number of hops each policy takes from source to destination for LLB against ECMP and VLB. Since the ECMP only uses shortest paths, it serves as the benchmark for these routing policies. Observe that LLB effectively distributes the load in the network with around the same average number of hops, or fewer, as compared to VLB. The average hop length of LLB in fact depends on how the

	ECMP	VLB	LLB
Split Diamond Traffic	10.00	10.00	10.25
Hotspot Traffic	4.00	10.061	9.167
Random Traffic	4.889	10.052	8.701

TABLE II: Average number of hops from source to destination.

paths are selected in each iteration of bread-first search (BFS) algorithm to find  $8r$  paths. For this numerical study, we find the  $8r$  paths by sequentially running BFS from each node in the stem of the source to the stem of the destination, which effectively finds shortest paths greedily.

In conclusion, we show the optimality of the LLB policy in load-balancing sparse traffic in a  $N \times N$  torus. These results can also be straightforwardly extended to the general case of  $N \times M$  tori with unequal capacities in the horizontal and vertical directions.

## ACKNOWLEDGMENT

We would like to thank our sponsor SES S.A. for their gracious support toward this research. We want to especially thank Joel Grotz and Valvanera Moreno for their valuable insights and feedback over the course of this work.

## REFERENCES

- [1] M. Handley, "Delay is Not an Option: Low Latency Routing in Space," in *Proceedings of the 17th ACM Workshop on Hot Topics in Networks*, Redmond WA USA: ACM, Nov. 2018, pp. 85–91.
- [2] M. Werner, "A dynamic routing concept for ATM-based satellite personal communication networks," *IEEE Journal on Selected Areas in Communications*, vol. 15, no. 8, Oct. 1997.
- [3] E. Ekici, I. Akyildiz, and M. Bender, "A distributed routing algorithm for datagram traffic in LEO satellite networks," *IEEE/ACM Transactions on Networking*, vol. 9, no. 2, pp. 137–147, Apr. 2001.
- [4] J. Sun and E. Modiano, "Capacity provisioning and failure recovery for Low Earth Orbit satellite constellation," *International Journal of Satellite Communications and Networking*, vol. 21, pp. 259–284, May 2003.
- [5] —, "Routing strategies for maximizing throughput in LEO satellite networks," *IEEE Journal on Selected Areas in Communications*, vol. 22, no. 2, Feb. 2004.
- [6] R. V. Ramakanth and E. Modiano, "Centralized versus distributed routing for large-scale satellite networks," in *2025 23rd International Symposium on Modeling and Optimization in Mobile, Ad Hoc, and Wireless Networks (WiOpt)*, 2025, pp. 1–8.
- [7] D. Applegate and E. Cohen, "Making Routing Robust to Changing Traffic Demands: Algorithms and Evaluation," *IEEE/ACM Transactions on Networking*, vol. 14, no. 6, pp. 1193–1206, Dec. 2006.
- [8] K. Chitavisutthivong, S. Supittayapornpong, P. Namyar, M. Zhang, M. Yu, and R. Govindan, "Optimal Oblivious Routing With Concave Objectives for Structured Networks," *IEEE/ACM Transactions on Networking*, vol. 31, no. 6, pp. 2669–2681, Dec. 2023.
- [9] B. Towles, W. J. Dally, and S. Boyd, "Throughput-centric routing algorithm design," in *Proceedings of the fifteenth annual ACM symposium on Parallel algorithms and architectures*. San Diego California USA: ACM, Jun. 2003, pp. 200–209.
- [10] W. J. Dally and B. P. Towles, *Principles and Practices of Interconnection Networks*. Morgan Kaufmann Publishers Inc., Feb. 2004.
- [11] R. S. Ramanujam and B. Lin, "Randomized Throughput-Optimal Oblivious Routing for Torus Networks," *IEEE Transactions on Computers*, vol. 62, no. 3, pp. 561–574, Mar. 2013.
- [12] N. G. Duffield, P. Goyal, A. Greenberg, P. Mishra, K. K. Ramakrishnan, and J. E. van der Merive, "A flexible model for resource management in virtual private networks," *SIGCOMM Comput. Commun. Rev.*, vol. 29, no. 4, pp. 95–108, Aug. 1999.
- [13] L. G. Valiant, "A Scheme for Fast Parallel Communication," *SIAM Journal on Computing*, vol. 11, no. 2, pp. 350–361, May 1982.

- [14] R. Zhang-Shen and N. McKeown, "Designing a Predictable Internet Backbone with Valiant Load-Balancing," in *Proceedings of the 13th international conference on Quality of Service*. Springer-Verlag, Jun. 2005, pp. 178–192.
- [15] M. Kodialam, T. V. Lakshman, and S. Sengupta, "Maximum Throughput Routing of Traffic in the Hose Model," in *Proceedings IEEE INFOCOM 2006. 25TH IEEE International Conference on Computer Communications*, Apr. 2006, pp. 1–11, iSSN: 0743-166X.
- [16] J. v. Neumann, "Zur Theorie der Gesellschaftsspiele," *Mathematische Annalen*, vol. 100, no. 1, pp. 295–320, Dec. 1928.
- [17] E. Lawler, *Combinatorial Optimization: Networks and Matroids*. Rinehart and Winston, New York, 1976.
- [18] D. Bertsimas and J. N. Tsitsiklis, *An Introduction to Linear Optimization*. Athena Scientific, 1997, ch. 2.

## APPENDIX A

### MAXLOAD EQUIVALENCE OF $\mathcal{D}_k$ AND $\mathcal{D}'_k$

*Proof of Lemma 1.* As discussed, it is easy to see that  $\mathcal{D}'_k \subseteq \mathcal{D}_k$ , which gives us  $\max_{d \in \mathcal{D}'_k} \text{MAXLOAD}(f, d) \leq \max_{d \in \mathcal{D}_k} \text{MAXLOAD}(f, d)$  for any arbitrary routing  $f$ . We are required to also prove that  $\max_{d \in \mathcal{D}_k} \text{MAXLOAD}(f, d) \leq \max_{d \in \mathcal{D}'_k} \text{MAXLOAD}(f, d)$ . If we show that the vertices of the polytope of  $\mathcal{D}_k$  are in  $\mathcal{D}'_k$ , i.e.,  $\text{vertices}(\mathcal{D}_k) \subset \mathcal{D}'_k$ , then it is easy to see that

$$\begin{aligned} \max_{d \in \mathcal{D}_k} \text{MAXLOAD}(f, d) &= \max_{d \in \text{vertices}(\mathcal{D}_k)} \text{MAXLOAD}(f, d) \\ &\leq \max_{d \in \mathcal{D}'_k} \text{MAXLOAD}(f, d), \end{aligned}$$

as the optimal points of a linear objective over a convex polytope are at its vertices [18]. To show that  $\text{vertices}(\mathcal{D}_k) \subset \mathcal{D}'_k$ , we invoke certain properties of vertices from [18]. From [18], any vertex (extreme point)  $d^*$  of convex polytope  $\mathcal{D}_k \subseteq \mathcal{R}^{N^4 - N^2}$ ,  $d^*$  **cannot** be written as a convex combination of two other points in  $\mathcal{D}_k$ . Now, consider  $d \in \mathcal{D}_k$  and  $d \notin \mathcal{D}'_k$ . We will show that it is possible to write  $d$  as a convex combination of other points in  $\mathcal{D}_k$ . Since  $d \notin \mathcal{D}'_k$  but  $d \in \mathcal{D}_k$ , either the number of sources with non-zero traffic in  $d$  is strictly greater than  $k$ , or the number of sinks with non-zero traffic in  $d$  is strictly greater than  $k$ . Without loss of generality, assume that the number of sources is greater than  $k$  (a similar line of reasoning will hold when we assume that number of sinks is greater than  $k$  instead). Additionally, the total amount of traffic in the network must satisfy  $\sum_{s,t} d_{s,s+t} \leq k$  and each source can produce at most 1 unit of traffic because  $d \in \mathcal{D}_k$ .

This tells us that there must exist at least two sources that produce less than 1 unit of traffic. This can be proven by contradiction. If there is at most one source that produces strictly less than 1 unit of traffic, then at least  $k$  sources must source exactly 1 unit of traffic. Then, the total traffic in the network is strictly greater than  $k$  units, which is a contradiction.

Now, let  $S = \{s_1, s_2, \dots, s_{N_s}\}$  be the set of  $N_s$  sources which totally contribute to at most 1 unit of traffic. As discussed,  $\sum_t d_{s,s+t} < 1$  for  $s \in S$ , and  $\sum_{s \in S} \sum_t d_{s,s+t} \leq 1$ .

We now construct a whole array of traffic matrices and show that  $d$  can be expressed as a convex combination. Define  $d^{(0)}$

as follows.

$$\begin{aligned} d_{s,s+t}^{(0)} &= d_{s,s+t} & \forall s \notin S, \forall t \\ d_{s,s+t}^{(0)} &= 0 & \forall s \in S, \forall t. \end{aligned}$$

Define  $d^{(\sigma, \tau)}$ ,  $\sigma \in S$  and  $\tau \in V \setminus \{0\}$ , as follows.

$$\begin{aligned} d_{s,s+t}^{(\sigma, \tau)} &= d_{s,s+t} & \forall s \notin S, \forall t \\ d_{s,s+t}^{(\sigma, \tau)} &= 0 & \forall s \in S \setminus \{\sigma\}, \forall t \\ d_{s,s+t}^{(\sigma, \tau)} &= 0 & \forall s = \sigma, \forall t \neq \tau \\ d_{s,s+t}^{(\sigma, \tau)} &= 1 & s = \sigma, t = \tau. \end{aligned}$$

Clearly,  $d^{(0)} \in \mathcal{D}_k$  and  $d^{(\sigma, \tau)} \in \mathcal{D}_k$  for all  $\sigma \in S$  and  $\tau \in V \setminus \{0\}$ . With this construction, it is easy to see that

$$d = \left(1 - \sum_{s \in S} \sum_t d_{s,s+t}\right) \cdot d^{(0)} + \sum_{\sigma \in S} \sum_{\tau} d_{\sigma, \sigma + \tau} \cdot d^{(\sigma, \tau)}.$$

This shows that  $d$  is a convex combination of other points in  $\mathcal{D}_k$  and is hence not a vertex. Therefore, if  $d \in \mathcal{D}_k$  and is a vertex of  $\mathcal{D}_k$ , then  $d \in \mathcal{D}'_k$ .  $\square$

## APPENDIX B

### EXISTENCE OF AUTOMORPHISM-INVARIANT OPTIMAL POLICY

*Proof of Lemma 2.* The proof is immediate by invoking convexity of  $\max_{d \in \mathcal{D}_k} \text{MAXLOAD}(\cdot, d)$ . Let  $f$  be any valid routing. Let  $\Phi$  be a set of automorphisms of the network, and define  $\bar{f}$  as  $\bar{f}_{i,i+e}^{s,s+t} = \frac{1}{|\Phi|} \sum_{\phi \in \Phi} f_{\phi(i), \phi(i+e)}^{\phi(s), \phi(s+t)}$ .  $\bar{f}$  is a valid routing policy due to the convexity of  $\mathcal{R}$ . Then, observe that

$$\begin{aligned} \max_{d \in \mathcal{D}_k} \text{MAXLOAD}(\bar{f}, d) &= \max_{d \in \mathcal{D}_k} \max_{(i,i+e) \in E} \sum_{\substack{s \in V \\ t \in V \setminus \{0\}}} d_{s,s+t} \bar{f}_{i,i+e}^{s,s+t} \\ &= \max_{d \in \mathcal{D}_k} \max_{(i,i+e) \in E} \frac{1}{|\Phi|} \sum_{\phi \in \Phi} \sum_{\substack{s \in V \\ t \in V \setminus \{0\}}} d_{s,s+t} f_{\phi(i), \phi(i+e)}^{\phi(s), \phi(s+t)} \\ &\leq \frac{1}{|\Phi|} \sum_{\phi \in \Phi} \max_{d \in \mathcal{D}_k} \max_{(i,i+e) \in E} \sum_{\substack{s \in V \\ t \in V \setminus \{0\}}} d_{s,s+t} f_{\phi(i), \phi(i+e)}^{\phi(s), \phi(s+t)} \\ &\stackrel{(*)}{=} \frac{1}{|\Phi|} \sum_{\phi \in \Phi} \max_{d \in \mathcal{D}_k} \max_{(i,i+e) \in E} \sum_{\substack{s \in V \\ t \in V \setminus \{0\}}} d_{s,s+t} f_{i,i+e}^{s,s+t} \\ &= \max_{d \in \mathcal{D}_k} \text{MAXLOAD}(f, d). \end{aligned}$$

Equality  $(*)$  follows from the closure of  $E$ ,  $\mathcal{D}_k$  and  $\mathcal{R}$  under  $\phi$ . Hence, the performance of any routing policy  $f$  is no better than a routing policy  $\bar{f}$  obtained by  $f$  averaged over a set of automorphisms. It is easy to see that routing  $\bar{f}$  is invariant under any automorphism in  $\Phi$ . Therefore, even for any optimal routing policy  $f^*$ , we can always construct an automorphism invariant routing policy  $\bar{f}^*$  that can be obtained by averaging over a set of automorphisms which is no worse in maximum load.  $\square$

APPENDIX C  
REDUCED VERSION OF THE OBLIVIOUS ROUTING  
PROGRAM

Before we state the proof, we need to state a fairly trivial lemma, which will help in the proof.

**Lemma 5.** Suppose  $d \in \mathcal{D}_k$ , and let  $d'$  be a traffic matrix such that  $d'_{s,s+t} \triangleq d_{\phi_1(s), \phi_1(s)+\phi_2(t)}$  for all  $s, t$ , where  $\phi_1$  and  $\phi_2$  are arbitrary automorphisms. Then,  $d' \in \mathcal{D}_k$ .

It is easy to see that Lemma 5 is true. Since  $\phi_1$  and  $\phi_2$  are maps from  $V \rightarrow V$ , they just change the source and destination pairs of the original traffic matrix  $d$  without altering the amount of traffic flow itself. Upon the action of automorphisms  $\phi_1$  and  $\phi_2$ , it is easy to see that  $d'$  would still satisfy the inequality constraints of  $\mathcal{D}_k$ , since it is just a reordering of  $d$ . We are now ready for the proof of Lemma 3.

*Proof of Lemma 3.* To prove the equivalence of both the problems, we first need to establish that it is sufficient to search within the class of automorphism-invariant policies to find the optimal solution to (8). This comes from Lemma 2. Next, we need to show that the maximum load constraints (9a) and (10b) are equivalent, when restricted to automorphism-invariant policies.

(i) (9a)  $\implies$  (10b): Proving this relationship is straightforward. Since  $\max_{d \in \mathcal{D}_k} \sum_{s,t} d_{s,s+t} f_{i,i+e}^{s,s+t} \leq \theta \forall i, e$ , this condition has to be true at the origin node and at direction  $e_1$ . Therefore,  $\sum_{s,t} d_{s,s+t} f_{0,-e_1}^{s,s+t} \leq \theta$  for all  $d \in \mathcal{D}_k$ . Since  $f$  is an automorphism-invariant routing policy,  $f_{0,e_1}^{s,s+t} = g_{-s,-s+e_1}^t$ . Hence,

$$\sum_{s,t} d_{s,s+t} g_{-s,-s+e_1}^t \leq \theta \quad \forall d \in \mathcal{D}_k. \quad (16)$$

Now, consider any  $d^{(1)} \in \mathcal{D}_k$  and let us define  $d^{(2)}$  be a traffic matrix such that  $d_{s,s+t}^{(2)} = d_{-s,-s+t}^{(1)}$  for all  $s, t$ . From Lemma 5,  $d^{(2)} \in \mathcal{D}_k$ . Consequently,

$$\begin{aligned} \sum_{s,t} d_{s,s+t}^{(1)} g_{s,s+e_1}^t &= \sum_{s,t} d_{-s,-s+t}^{(2)} g_{s,s+e_1}^t \\ &= \sum_{s,t} d_{s,s+t}^{(2)} g_{-s,-s+e_1}^t \quad (\text{Reindexing nodes}) \\ &\leq \theta \quad (\text{From (16)}). \end{aligned}$$

Since this is true for any arbitrary  $d^{(1)} \in \mathcal{D}_k$ , we get  $\max_{d \in \mathcal{D}_k} \sum_{s,t} d_{s,s+t} g_{s,s+e_1}^t \leq \theta$ .

(ii) (10b)  $\implies$  (9a): First, observe that the set of directions  $A$  can be generated from  $e_1$ , i.e.,  $-e_1 = R_0(e_1)$ ,  $e_2 = R_{xy}(e_1)$  and  $-e_2 = R_0 R_{xy}(e_1)$ . Now, consider an arbitrary link in the network  $(i, i+e)$ . Since the routing policy is automorphism-invariant,  $f_{i,i+e}^{s,s+t} = g_{\phi(i-s), \phi(i-s)+e_1}^{\phi(t)}$ , where

$\phi$  is the automorphism which takes  $e$  to  $e_1$ . Now, for any arbitrary traffic  $d^{(1)} \in \mathcal{D}_k$

$$\begin{aligned} \sum_{s,t} d_{s,s+t}^{(1)} f_{i,i+e}^{s,s+t} &= \sum_{s,t} d_{s,s+t}^{(1)} g_{\phi(i-s), \phi(i-s)+e_1}^{\phi(t)} \\ &= \sum_{s,t} d_{i-\phi(s), i-\phi(s)+\phi(t)}^{(1)} g_{s,s+e_1}^t, \end{aligned}$$

where the last equality comes from reindexing the summation. Let us define  $d^{(2)}$  as  $d_{s,s+t}^{(2)} = d_{i-\phi(s), i-\phi(s)+\phi(t)}^{(1)}$ . From Lemma 5,  $d^{(2)} \in \mathcal{D}_k$ . Therefore,

$$\begin{aligned} \sum_{s,t} d_{s,s+t}^{(1)} f_{i,i+e}^{s,s+t} &= \sum_{s,t} d_{i-\phi(s), i-\phi(s)+\phi(t)}^{(1)} g_{s,s+e_1}^t \\ &= \sum_{s,t} d_{s,s+t}^{(2)} g_{s,s+e_1}^t \\ &\leq \theta \quad (\text{Condition (10b)}). \end{aligned}$$

Since this is true for any arbitrary traffic matrix  $d^{(1)} \in \mathcal{D}_k$  and arbitrary  $(i, i+e)$ , we get  $\max_{d \in \mathcal{D}_k} \sum_{s,t} d_{s,s+t} f_{i,i+e}^{s,s+t} \leq \theta$  for all links  $(i, i+e)$ .  $\square$

APPENDIX D  
PROOF OF WORST-CASE LOAD LOWER BOUND

*Proof Sketch of Theorem 1.* To prove part (a) of Theorem 1, we first consider the dual of the inner minimization problem  $\min_{g \in \mathcal{R}_{sym}} \sum_{s,t} d_{s,s+t} g_{s,s+e_1}^t$  for any traffic matrix  $d \in \mathcal{D}_k$ . We focus on the case where  $N$  is even for simplicity. The case when  $N$  is odd is similar, with minor modifications. From strong duality, the problem  $\min_{g \in \mathcal{R}_{sym}} \sum_{s,t} d_{s,s+t} g_{s,s+e_1}^t$  is equivalent to

$$\begin{aligned} \min_{g \in \mathcal{R}_{sym}} \sum_{s,t} d_{s,s+t} g_{s,s+e_1}^t &= \max_{\nu} \frac{1}{4} \sum_t \nu_t^t \\ \text{s.t. } \nu_{i+e}^t - \nu_i^t &\leq c(d, t, i, e) \quad \forall i, t \\ \nu_0^t &= 0 \quad \forall t \end{aligned} \quad (17)$$

where  $\lambda(d, i, t, e) = d_{\phi(i), \phi(i)+\phi(t)}$  such that  $e = \phi(e_1)$  and  $\phi \in \{I, R_{xy}, R_0, R_0 R_{xy}\}$ . Then, the problem  $\max_{d \in \mathcal{D}_k} \min_{g \in \mathcal{R}_{sym}} \sum_{s,t} d_{s,s+t} g_{s,s+e_1}^t$  is equivalent to

$$\begin{aligned} \max_{d, \nu} \frac{1}{4} \sum_t \nu_t^t \\ \text{s.t. } \nu_{i+e}^t - \nu_i^t &\leq c(d, t, i, e) \quad \forall i, t \\ \nu_0^t &= 0 \quad \forall t \\ d &\in \mathcal{D}_k. \end{aligned} \quad (18)$$

This is very similar to the techniques used in [7]. Refer to [7] for more details on how to formulate the equivalent maximization problem. In problem (18), we interpret  $c(d, t, i, e)$  as the cost of using edge  $(i, i+e)$  in a route to  $t$  under traffic matrix  $d$ . Due to the telescopic nature of constraint (18), we can conclude that for any path from 0 to  $t$  (denoted as  $\mathcal{P}_t$ ),

$$\nu_t^t \leq \sum_{(i,i+e) \in \mathcal{P}_t} c(d, t, i, e)$$

This has to be true for the minimum cost path as well, i.e.,  $\nu_t^t \leq \min_{\mathcal{P}_t} \sum_{(i,i+e) \in \mathcal{P}_t} c(d, t, i, e)$ . Since we need



to maximize the sum of  $\nu_t^t$ , we can greedily set  $\nu_t^t = \min_{\mathcal{P}_t} \sum_{(i,i+e) \in \mathcal{P}} c(d,t,i,e)$ , which consequently leads to

$$\theta^* = \frac{1}{4} \max_{d \in \mathcal{D}_k} \min_{\bar{\mathcal{P}}} \sum_t \sum_{(i,i+e) \in \mathcal{P}_t} c(d,t,i,e),$$

where  $\bar{\mathcal{P}}$  is the collection of paths from the node 0 to every  $t \in V \setminus \{0\}$ . From the above formulation, observe that  $\theta^*$  involves computing the maximum possible minimum sum cost of routing from 0 to every node  $t$ . Define  $B_r(i) \triangleq \{j \in V \mid \Delta(i,j) \leq r-1\}$  to be the ball around node  $i$  containing nodes which are at most  $r-1$  hops away from  $i$ . Observe that for a sufficiently “distant” node  $t$ , any route from 0 to  $t$  must traverse through  $B_r(0)$  and  $B_r(t)$  for a sufficiently small  $r$ . In fact, it must traverse through at least  $r$  edges emanating from nodes in  $B_r(0)$  that are directed away from the origin, and traverse through at least  $r$  edges emanating from nodes in  $B_r(t)$  that are directed toward  $t$ . This idea is visualized in Figure 10.

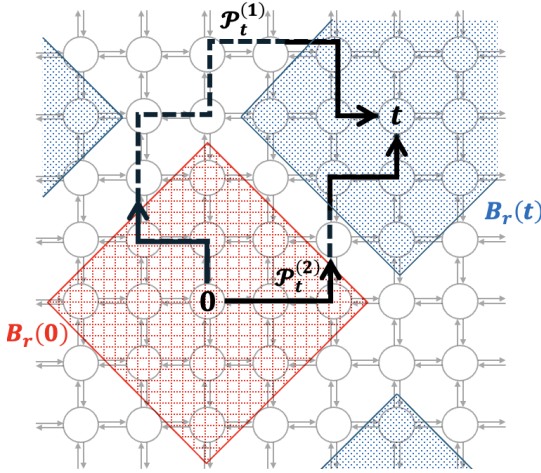


Fig. 10: The ball around 0 is highlighted in red. The ball around  $t$  is highlighted in blue. Here,  $r = 3$ . Observe that any path from 0 to  $t$  must traverse through at least  $r$  edges emanating from nodes in  $B_r(0)$  that are directed away from the origin, and traverse through at least  $r$  edges emanating from nodes in  $B_r(t)$  that are directed toward  $t$ .

Based on this observation, if we select a traffic matrix  $d \in \mathcal{D}_k$  such that the cost of using edge  $(i, i+e)$  is constant, i.e.,  $c(d, i, t, e) = c$  for a particular choice of  $t$  and  $\forall i \in B_r(0), \forall e$  directed away from 0 and  $\forall i \in B_r(t), \forall e$  directed toward  $t$ , then we see that any path from 0 to  $t$  would incur a cost of at least  $2rc$ .

The split diamond traffic matrix of size  $r$  does exactly this. It selects  $t$  to be the farthest node from the origin, which is  $(N/2, N/2)$ . The sources and destinations of traffic are carefully selected such that every hop that is directed away from the origin in  $B_r(0)$  incurs a cost of 1 and every hop that is directed toward  $t$  in  $B_r(t)$  incurs a cost of 1. Hence,  $c = 1$  and every path from 0 to  $t = (N/2, N/2)$  incurs a cost of  $2r$ . As mentioned earlier, for the split diamond traffic of size  $r$ ,  $\sum_{s,t} d_{s,s+t}^{SD(r)} = 2r^2$  must be lesser than or equal to  $k$  for

$d^{SD(r)}$  to belong to  $\mathcal{D}_k$ . The sum cost of the objective under Split-Diamond traffic of size  $r$  is  $\frac{1}{4} \times 2r = \frac{r}{2}$ . We maximize this sum cost under the constraint  $2r^2 \leq k, r \in \mathbb{N}$ . When  $2k$  is a perfect square, the best choice of  $r$  would be  $\sqrt{k/2}$  and the value of the objective is  $\sqrt{2k}/4$ . Since  $d^{SD(r)}$  is a feasible solution, we arrive at  $\theta^* \geq \sqrt{2k}/4$  when  $2k$  is a perfect square.

The proof for part (b) of Theorem 1 follows immediately from the result of part (a). When  $2k$  is not a perfect square, we can find the greatest integer  $m$  such that  $2m^2 \leq k < 2(m+1)^2$ . Then, we consider the Split-Diamond traffic matrix of size  $m$ ,  $d^{SD(m)}$  and the Split-Diamond traffic matrix of size  $m+1$ ,  $d^{SD(m+1)}$ . Then, we define  $\bar{d}$  to be a convex combination of  $d^{SD(m)}$  and  $d^{SD(m+1)}$  such that  $\bar{d} \in \mathcal{D}_k$ , i.e.,

$$\bar{d} = (1 - \alpha)d^{SD(m)} + \alpha d^{SD(m+1)},$$

for  $0 \leq \alpha < 1$  such that

$$\begin{aligned} \sum_{s,t} \bar{d}_{s,s+t} &= (1 - \alpha) \sum_{s,t} d_{s,s+t}^{SD(m)} + \alpha \sum_{s,t} d_{s,s+t}^{SD(m+1)} \\ &= 2(1 - \alpha)m^2 + 2\alpha(m+1)^2 \\ &= 2m^2 + 2\alpha(2m+1) \leq k. \end{aligned}$$

This is clearly satisfied when  $\alpha = \frac{k-2m^2}{4m+2}$ . Finally,

$$\begin{aligned} \theta^* &= \max_{d \in \mathcal{D}_k} \min_{g \in \mathcal{R}_{sym}} \sum_{s,t} d_{s,s+t} g_{-s,-s+e_1}^t \\ &\geq \min_{g \in \mathcal{R}_{sym}} \sum_{s,t} \bar{d}_{s,s+t} g_{-s,-s+e_1}^t \\ &\geq (1 - \alpha) \min_{g \in \mathcal{R}_{sym}} \sum_{s,t} d_{s,s+t}^{SD(m)} g_{-s,-s+e_1}^t \\ &\quad + \alpha \min_{g \in \mathcal{R}_{sym}} \sum_{s,t} d_{s,s+t}^{SD(m+1)} g_{-s,-s+e_1}^t \\ &\geq (1 - \alpha) \frac{m}{2} + \alpha \frac{m+1}{2} = \frac{m + \alpha}{2}. \end{aligned}$$

By noticing that  $2m^2 \leq k \leq 2(m+1)^2$ , we can conclude that  $\theta^* \gtrsim \frac{\sqrt{2k}}{4}$ .  $\square$

## APPENDIX E

### OPTIMALITY OF LOCAL LOAD-BALANCING POLICY

*Proof of Theorem 2.* For part (a), observe that in the LLB scheme with parameter  $r$ , the source node to first send  $1/4r$  amount of the traffic to every node within  $r$  hops in  $S_r(0)$ , and then, it has to aggregate  $1/4r$  amount of the traffic from every node within  $r$  hops in  $S_r(t)$ , where  $t$  is the destination. Moreover, since there are  $8r$  paths from  $S_r(0)$  to  $S_r(t)$ , any edge not in  $S_r(0)$  or  $S_r(t)$  would carry a maximum of  $1/8r$  of the traffic. Consequently, for nodes along the vertical direction,

$$g_{t,i+e_1}^t \leq \begin{cases} \frac{1}{4r} \times (r - \Delta(0, i - e_1)) & i \in S_r(0) \\ \frac{1}{4r} \times (r - \Delta(t, i)) & i \in S_r(t) \\ \frac{1}{8r} & \text{else.} \end{cases}$$

Now, observe that the amount of traffic carried by a link would be maximized when it carries traffic from the stem nodes as well as traffic from non-stem nodes for different source-destination pairs. A link can be in the stem of at most

$2r$  source-destination pairs ( $r$  unique sources and  $r$  unique destinations). The remaining  $k - 2r$  traffic can contribute to the non-stem load. Hence, the maximum load under LLB with parameter  $r$  is

$$2r \times \frac{1}{4r} \times \sum_{i=0}^{r-1} (r-i) + (k-2r) \times \frac{1}{8r} = \frac{r}{4} + \frac{k}{8r}.$$

When  $2k$  is a perfect square, the max load is minimized when  $r = \sqrt{k/2}$ . Consequently, the load is  $\sqrt{2k}/4$ .

We can prove part (b) of Theorem 2 by exploiting the result of part (a). If  $m$  is the smallest integer such that  $2(m-1)^2 < k \leq 2m^2$ . Again,  $g^{LLB(m)}$  is a feasible solution. Using arguments similar to that used in part (a), the maximum load would be bounded above by

$$\frac{m}{4} + \frac{k}{8m} \leq \frac{m}{4} + \frac{m}{4} = \frac{m}{2}.$$

□

#### APPENDIX F PROOF OF LEMMA 4

According to Lemma 4, when the stems  $S_r(0)$  and  $S_r(t)$  do not intersect, then there exist  $8r$  edge-disjoint paths from  $S_r(0)$  to  $S_r(t)$  such that there are two edge-disjoint paths emanating from each node in  $S_r(0)$  and two edge-disjoint paths terminating at each node in  $S_r(t)$ .

*Proof of Lemma 4.* The crux of the proof lies in invoking Menger's Theorem [17], which is a special case of the more general and celebrated Max-Flow Min-Cut Theorem. Before we prove the lemma, we define some preliminaries. For two mutually exclusive subsets of vertices,  $S \subset V$  and  $T \subset V$ , we define the cut set (or simply, a cut)  $C(S, T)$  as the set of edges that are directed from  $S$  to  $T$  such that, once removed, there exists no directed path from any node in  $S$  to any node in  $T$ . We define the min-cut of  $(S, T)$  as

$$\text{Mincut}(S, T) \triangleq \min |C(S, T)|.$$

Menger's Theorem states that the maximum number of edge-disjoint paths from  $S$  to  $T$  is equal to  $\text{Mincut}(S, T)$ . Therefore, to prove Lemma 4, we need to show that the  $\text{Mincut}(S_r(0), S_r(t))$  is at least  $8r$ .

It is easy to see that

$$\text{Mincut}(S_r(0), S_r(t)) = |C(S^*, \bar{S}^*)|,$$

for some subset of vertices  $S^*$  such that  $S_r(0) \subseteq S^*$ ,  $S_r(t) \not\subseteq S^*$  and  $\bar{S}^* \triangleq V \setminus S^*$ . Without loss of generality, we assume  $|S^*| \leq N^2/2$ . (If not, we can switch the roles of  $\bar{S}^*$  and  $S^*$  to make  $S_r(0) \subseteq \bar{S}^*$  instead).  $S^*$  is a minimal subset of vertices such that the size of the set  $\{(u, v) \in E | u \in S^*, v \in \bar{S}^*\}$  is equal to  $\text{Mincut}(S_r(0), S_r(t))$ .

We prove that  $|C(S, \bar{S})| \geq 8r + 4$  for any  $S_r(0) \subseteq S$  and  $S_r(t) \subseteq \bar{S}$ . First, observe that  $|C(S, \bar{S})| = 8r + 4$  when  $S = S_r(0)$ . Next, observe that on adding any additional nodes to  $S$  such that, the size of the set  $\{(u, v) \in E | u \in S, v \in \bar{S}\}$  cut would never go below  $8r + 4$  for  $|S| \leq N^2/2$ . On adding

any additional nodes into  $S$ , the cut size would remain  $8r + 4$  or the cut-size would increase and become larger than  $8r + 4$ . Therefore  $S^* = S_r(0)$  is minimal for  $\text{Mincut}(S_r(0), S_r(t))$ , and  $\text{Mincut}(S_r(0), S_r(t)) = 8r + 4$ . From Menger's Theorem, there are  $8r$  edge-disjoint paths from  $S_r(0)$  to  $S_r(t)$ .

In the minimal subset  $S^* = S_r(0)$ , observe that each node in  $S_r(0)$  contributes to at least 2 edges into the cut set. This tells us that there are at least two edge-disjoint paths emanating from each node in  $S_r(0)$ . A similar argument can be made for edge disjoint paths terminating at  $S_r(t)$  by considering  $S^*$  to be  $S_r(t)$ . □

#### APPENDIX G OPTIMALITY OF VALIANT LOAD-BALANCING FOR $k \geq N^2/2$

Observe that when  $k = N^2/2$ , Theorem 1 tells us that the worst-case load would be at least  $\sqrt{2} \cdot (N^2/2)/4 = N/4$ . It is easy to see that the worst-case load is non-decreasing as  $k$  increases. However, it is well-known that Valiant Load-Balancing achieves a maximum link load of approximately  $N/4$  [10], [11] for any traffic  $d$  such that  $\sum_t d_{s,s+t} \leq 1 \forall s \in V$  and  $\sum_t d_{s-t,s} \leq 1 \forall s \in V$ . Therefore, Valiant Load-Balancing is the optimal oblivious load balancing scheme when  $k \geq N^2/2$ .