

Mapping the landscape of mathematical models for antimicrobial resistance: a scoping review

Felipe Schardong^{1*}, Claudio Jose Struchiner^{1†} and Luiz Max Carvalho^{1†}

¹School of Applied Mathematics, Getulio Vargas Foundation, Praia de Botafogo, 190, Rio de Janeiro, 22250-900, Rio de Janeiro, Brazil.

*Corresponding author(s). E-mail(s): felipe.schardong2@gmail.com;
Contributing authors: claudio.struchiner@fgv.br; luiz.fagundes@fgv.br;

[†]These authors contributed equally to this work.

Abstract

Background: Antimicrobial resistance (AMR) is a serious global public health problem, contributing to an estimated 4.95 million deaths in 2019 and projected to cause up to 10 million annual deaths and a projected US\$100 trillion in cumulative economic losses by 2050. Its emergence and spread result from complex biological, ecological, and socioeconomic interactions. Mathematical modelling has been recognized as a key tool to clarify AMR dynamics. However, the dominant literature is fragmented and characterized by notable methodological and contextual limitations. This review synthesizes recent mathematical modelling studies on AMR to identify trends, biases, and key research gaps.

Methods: We conducted a scoping review following the PRISMA-ScR. Three databases (PubMed, Web of Science, and Scopus) were searched for studies published from 2019 – 2024 that developed mathematical models about AMR. After removing duplicates and screening, 36 studies were considered eligible for inclusion. Data were extracted via a structured form divided into three categories: type and context, construction and correlated parameters, and outputs and validation. In each category, the most relevant information for further analysis was extracted.

Results: Our analysis demonstrated a predominance of deterministic models using ordinary differential equations (ODEs), focused on bacteria. Most studies focused on the human host and one adopting a One Health perspective. Conjugation and mutation were the most frequently modelled resistance mechanisms, while transduction, transformation, host immunity, and spatial heterogeneity were rarely included. Few studies considered economic impact, and a clear geographic imbalance was observed, with most research originating from high-income countries.

Conclusion: Mathematical modelling of AMR is an active field but characterized by low methodological diversity and limited contexts. There is a need for models that are capable of capturing the complex dynamics among hosts, environments, transmission routes, and intervention. Deterministic ODE models significantly advance our understanding of AMR dynamics, but future work requires the integration of stochasticity, spatial structure, and ecological interactions to more realistically represent AMR dynamics. Incorporating a One Health framework and including economic and social variables will be essential for developing models that not only explain the observed patterns but also guide effective global strategies to mitigate the impact of AMR.

Keywords: Mathematical modelling, Drug resistance, Literature review, Epidemiology

1 Introduction

Antimicrobial resistance (AMR) occurs when microorganisms develop mechanisms that reduce the efficacy of antimicrobial agents [1]. Recognized by the World Health Organization (WHO) as one of

the 10 greatest global threats of the century and known as the ‘Silent Pandemic’, AMR compromises human and animal health; affects the environment, food, and nutritional security; and hinders economic development and social equality, requiring urgent action and effective management strategies [2]. According to projections from 2014 and 2016 [3, 4], approximately 10 million deaths are expected annually with a cumulative economic impact of \$100 trillion by 2050. More recent studies [5, 6], using data from 2019 and trends from 1990 – 2021, have confirmed the severity of the problem, particularly in low- and middle-income countries (LMICs), with estimates predicting millions of deaths associated with AMR in the next decades. The rise of AMR reduces the efficacy of antimicrobial agents and represents a major threat to modern medicine, as it can result in common infections becoming difficult to treat and compromise procedures such as surgery, chemotherapy, and organ transplantation [7]. In addition, AMR causes enormous economic damage to public health systems and the economy in general [8], highlighting the need to translate existing knowledge into coordinated and effective containment strategies.

The inappropriate administration of antimicrobials among both humans and animals has long been termed one of the key factors that enhances the development of resistant pathogens and the rise of AMR [9, 10]. According to the study by Arepyeva et al. [11], and under the assumption of their statistical framework, higher antimicrobial consumption was associated with increased resistance, which is consistent with the expectation that stronger selective pressure favours resistance over susceptible subpopulations. This type of selection also depends on ecological conditions, the intensity of microbial competition, and the treatment strategies adopted, which can favour or delay the emergence and spread of AMR [12, 13]. The growth of AMR can also be attributed to genetic mechanisms [14], which involve persistent resistance mediated by genes located on chromosomes and plasmids, the latter being particularly advantageous for their ability to perform horizontal gene transfer (HGT), resulting in adaptive advantages in different ecological contexts [15]. The results from network-based and spatial structure models have shown that heterogeneous contact between bacteria, as well as the subdivision of the population into demes (subpopulations), can intensify the spread of resistance, enabling the survival of resistant strains even in hostile selective environments [16, 17].

Another determining factor in maintaining resistance is related to nosocomial infections. Hospital environments, with strong selective pressure and a high presence of antimicrobial agents, favour the endemicity of resistant strains, complicating epidemiological control [18, 19]. Mathematical models developed for these environments show that, although antimicrobials are effective against sensitive strains, inadequate treatment of patients carrying resistant strains can establish resistance in the hospital population [20]. Innovative strategies, such as therapeutic combinations, are increasingly being explored. The use of phages combined with antibiotics, for example, has shown good results and proven to be a promising alternative for combating AMR [21]. Similarly, adaptive treatments that explore competition for resources between resistant and susceptible strains can restore the effectiveness of traditional antimicrobial agents [13].

From a health policy perspective, it is widely accepted that reducing the risks associated with AMR depends on an integrated approach based on the One Health concept. This strategy enables convergence involving human, animal, and environmental health and has been proposed as key to guiding public policy and practices in governance [22, 23]. Consequently, effective policy formulation and resource allocation depend on mathematical models that effectively capture these multisectoral interactions and ecological feedbacks. Awareness campaigns are also very powerful tools for combating AMR and have had a positive impact on reducing inappropriate antimicrobial prescription and adjusting population behaviour regarding antimicrobial use, with the impact depending on the structure and duration of the campaign [24]. Another very effective method is drug risk management programs, which are recognized as key strategies for optimizing the use of antimicrobials, reducing selective pressure, and helping to prevent the spread of AMR [25].

In this context, mathematical modelling has been established as an essential tool for understanding the dynamics of AMR. Models may offer hypotheses regarding the spread and transmission of pathogens, the development and evolution of AMR, and the effects of interventions at various scopes. For example, compartmental models have been used to examine how antibiotic consumption and transmission dynamics influence resistance at the population level [26] and to inform stewardship and infection control strategies in healthcare settings [27]. Evolutionary and within-host models have provided insights into the mechanisms of mutation, selection, and horizontal gene transfer leading to multidrug resistance [28]. Agent-based and network models have also been employed to capture heterogeneity in patient contact structures and hospital transmission dynamics [29]. This significant

methodological variety provides varied insights into AMR, while simultaneously posing challenges in the comparison, integration, and transformation of the findings to applicable recommendations for decision-makers and policy-makers.

Despite significant advances in the mathematical modelling of AMR, research in this field remains concentrated on specific approaches. Most existing studies rely on deterministic models that are based on ODEs, whose mathematical simplicity and low computational cost facilitate initial analyses. However, this simplicity often limits the ability to capture stochasticity, individual heterogeneity, and spatial structure, factors essential for a realistic understanding of AMR dynamics and evolution. Moreover, the diversity of assumptions, data scarcity, and heterogeneous epidemiological contexts hinder the development of a unified perspective on AMR. In this context, there remains a lack of systematic synthesis regarding how these models are constructed, which assumptions and limitations recur across them, and how such constraints affect progress in the field. To address these gaps, this study conducts a scoping review of mathematical modelling applied to AMR, aiming to identify and characterize the types of models used and the pathogens and antimicrobial treatments modelled in the studies. By providing a structured overview, this review seeks to offer a conceptual framework to support the development of more realistic and integrative models capable of addressing critical gaps in current AMR mathematical modelling research.

1.1 Background on mathematical models

Mathematical models of AMR provide a structured way to represent how sensitive and resistant populations emerge, change, and respond to selective pressures across biological scales, including antimicrobial action, microbial evolution, and ecological or epidemiological interactions [30]. Although these models differ in their levels of biological and mathematical complexity, the majority have a common goal: to capture the mechanisms that drive the emergence and spread of resistance [31]. We review the technical aspects of AMR mathematical modelling to help readers interpret the results of this review. In what follows, we provide a concise, structured summary of conceptual components that commonly characterize within-host formulations, since these elements recur across many of the approaches discussed in the text and in the papers included in this review.

A first essential component is the pharmacokinetic/pharmacodynamic (PK/PD) relationship that links the within-host time evolution of the drug concentration, typically denoted by the function $A(t)$ (PK), with the effect of that concentration on the bacteria (PD), represented by a function $E(A)$. In practice, $E(A)$ is often modelled via Emax/Hill-type functions [32], which translate the intensity of bacteriostatic or bactericidal effects as a function of antimicrobial exposure. The PK component encompasses absorption, distribution, metabolism, and excretion (ADME) processes, whereas the PD component describes how drug exposure affects the survival of sensitive and resistant strains, and together these two elements define the selective pressures imposed by treatment and shape the emergence of resistance, even though many models simplify this block because detailed PK/PD data are often unavailable [33].

A second common component in within-host models concerns microbial dynamics, which are typically represented by equations describing the evolution of sensitive (S) and resistant (R) populations over time. These formulations combine terms for growth, competition, generation of resistance, antimicrobial-induced mortality, and, in some models, host immune action. Bacterial growth is often modelled with logistic-type terms such as

$$\alpha_i X \left(1 - \frac{S + R}{K} \right), \quad i, X \in \{S, R\}, \quad (1)$$

while the treatment effect is incorporated via exposure-dependent mortality terms, for example $E_i(A) X$ with $i, X \in \{S, R\}$ [34, 35]. Resistance emergence typically appears as either (i) a mutation flux $S \rightarrow R$ modelled by a term νS , or (ii) horizontal gene transfer (HGT), which is frequently represented by conjugation and written as a mass-action term λSR [36]. Other HGT mechanisms, such as transduction or transformation, are less often included because they are harder to parameterise. Many models also incorporate fitness costs, implemented as a reduced growth rate for R (i.e., $\alpha_R < \alpha_S$). More general extensions may introduce multiple resistant classes (R_1, R_2, \dots) to represent resistance to different drugs (multidrug resistance, MDR) [37].

Mathematical models can be implemented via different formalisms. Deterministic models, often expressed through systems of ordinary differential equations (ODEs), describe how the mean behavior

of the system evolves over time and are the most common owing to their analytical tractability and lower computational cost [35]. In contrast, stochastic models explicitly incorporate random events, such as rare mutations or sporadic horizontal gene transfer (HGT) events, which can substantially influence the emergence of resistance, especially when pathogen populations are small [38]. Stochastic simulations, such as those generated by the Gillespie algorithm, allow the exploration of variability and uncertainty in resistance trajectories [39]. Other approaches include partial differential equation (PDE) models to capture spatial heterogeneity or agent-based models (ABMs) to simulate interactions at the individual level [40].

Figure 1 summarizes these elements in a compact visual representation and shows a simplified version of an AMR model taken from Techitnitsarut & Chamchod (2021) [41], which was included in our review. Panel (A) illustrates how PK/PD dynamics and within-host pathogen dynamics are typically integrated in a single model. Panel (B) gives an example of how such systems can be formalized in deterministic (ODE) and stochastic (Gillespie) frameworks. Panel (C) shows how these formulations translate into numerical simulations, comparing mean trajectories and stochastic variability for sensitive and resistant populations. Since the goal of this exposition is purely illustrative, we adopted initial conditions and parameter values that differ from those used in the original paper; for the numerical simulations shown in panel (C) we set: $k_e = 0.1 \text{ h}^{-1}$, $\alpha_S = 1$, $\alpha_R = 0.8$, $\lambda = 0.01$, $E_{max}^S = 0.5 \text{ h}^{-1}$, $E_{max}^R = 0.2 \text{ h}^{-1}$, $K = 1000$, $A(0) = 10 \text{ } \mu\text{g/ml}$, $S(0) = 900$ and $R(0) = 5$.

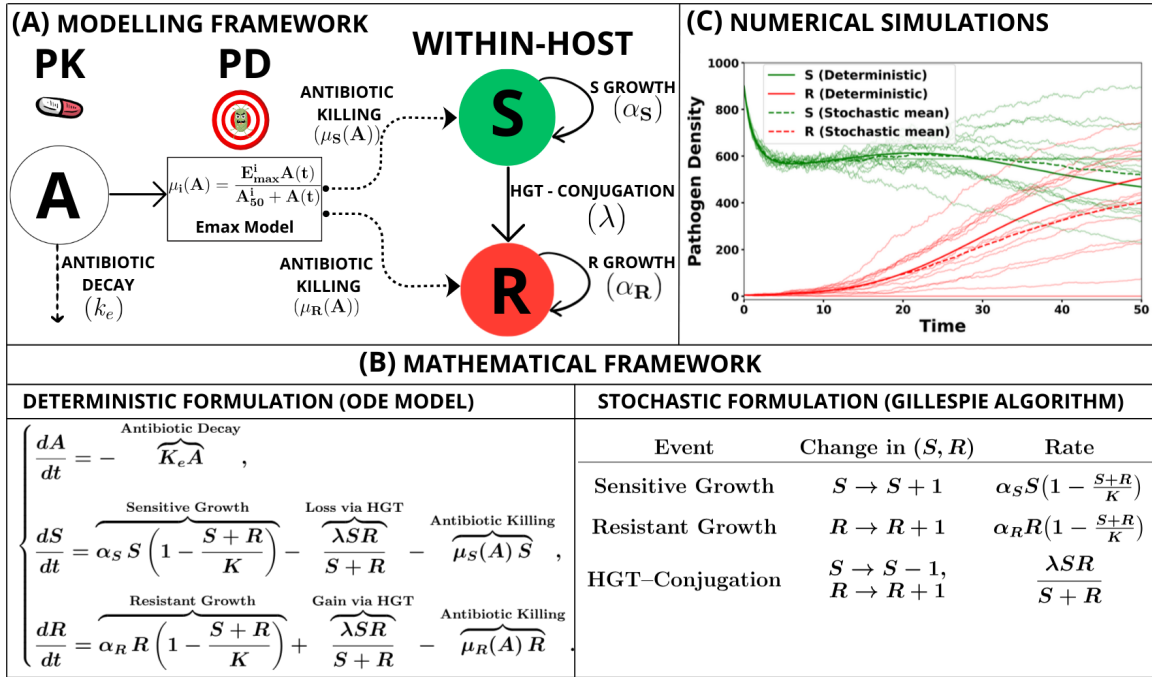


Figure 1: Comprehensive modelling framework for AMR, combining conceptual design, mathematical formulations, and numerical simulations. (A) Schematic representation of the full modelling framework, integrating PK/PD and within-host bacterial dynamics. The PK module governs the antibiotic concentration $A(t)$, which feeds into the PD killing functions $\mu_i(A)$, while sensitive (S) and resistant (R) bacterial populations interact through growth, antibiotic killing, and horizontal gene transfer (HGT). (B) Mathematical formulations of the model. Left: deterministic ordinary differential equations describing PK, PD, bacterial growth, and HGT. Right: stochastic version based on the Gillespie algorithm, listing each event, state transition, and corresponding rate. (C) Numerical simulations comparing deterministic trajectories of sensitive and resistant populations with multiple stochastic realizations and their mean behaviour.

The conceptual elements described here (PK/PD relationships, within-host dynamics, and deterministic and stochastic formulations) represent only a subset of the components that constitute mathematical models of AMR. To systematically map how these and other modelling aspects have been applied in recent literature, and identify trends, methodological biases, and gaps, we conducted

a scoping review following the PRISMA-ScR guidelines. Section 2 details the internal protocol, eligibility criteria, search strategy (databases consulted, 2019 – 2024), screening procedures, and structured data-extraction form used for the included articles, which organized the information into the three categories employed in the analysis. These methodological procedures support the presentation of results in Section 3.

2 Methods

The study adhered to the guidelines and checklist of the Preferred Reporting Items for Systematic Reviews and Meta-Analyses extension for scoping reviews (PRISMA-ScR) [42]. All items from the PRISMA-ScR checklist were considered in this review, except for the critical appraisal of individual sources. This decision reflects the principal goal of our study, which is to map the literature on the mathematical modelling of AMR and to identify research gaps to inform future research directions, rather than to assess the methodological quality of each included study.

2.1 Protocol and registration

No specific protocol was developed or registered prior to conducting this review. Although the creation and registration of a protocol are widely recommended to enhance transparency, reduce duplication of efforts, and improve reporting quality [43], this study did not have a formally registered protocol publicly available or accessible upon request. To ensure methodological rigor, however, an internal protocol was developed and adhered to by the research team, serving as a framework to guide the planning, conduct, and reporting of the review. The methodological approach followed the Arksey and O'Malley framework for scoping reviews [44], which was subsequently refined by Levac et al. [45] and by the Joanna Briggs Institute (JBI) guidance [46]. Future reviews building on the present findings may benefit from formal protocol registration on platforms such as PROSPERO or OSF.

2.2 Eligibility criteria

We followed the PCC (Population, Concept, Context) framework recommended by the JBI [46] to guide the objective, research question, and inclusion criteria. An overview of the literature on the mathematical modelling of AMR is the scope of this review, with the search and selection of articles prioritizing studies that develop or apply mathematical models to describe the emergence, spread, and control of drug-resistant microbial populations. Based on the PCC framework, the following inclusion rules were defined:

1. **Population (P):** studies applying AMR modelling to humans, animals, in vitro systems, combinations of these, or general contexts; the pathogens considered included bacteria, viruses, fungi, and parasites.
2. **Concept (C):** studies employing dynamic mathematical models to investigate AMR and its mechanisms, focusing on aspects such as model type and context, construction and correlated parameters, and outputs and validation.
3. **Context (C):** studies conducted in intrahost, community, hospital/ICU, laboratory, or general settings, indexed in Scopus, Web of Science, or PubMed, published in English between January 1, 2019, and December 31, 2024.

The exclusion criteria included studies related to AMR without a formal mathematical structure or lacking a dynamic modelling component, articles that did not develop original models (e.g., purely descriptive works or statistical analyses without population dynamics), book chapters, narrative or systematic reviews without a new model proposal, conference abstracts, non-peer-reviewed material, papers published in languages other than English, and studies whose full text was unavailable. The period (2019 – 2024) was selected to capture recent methodological advances, reflect the continuous growth of the literature in the area, and allow for an updated analysis of the main trends in the mathematical modelling of AMR.

2.3 Information sources

We searched Scopus, PubMed, and Web of Science for relevant literature, selecting these databases for their extensive coverage of mathematical modelling studies and rigorous indexing standards. The

search was conducted between 1 January 2019 and 31 December 2024 and used a single Boolean string, adapted for each database, combining terms related to AMR (e.g., antimicrobial, antibiotic, antiviral, antifungal, antiparasitic resist*), resistance-transfer mechanisms (e.g., mutation, horizontal gene transfer, plasmid, conjugation, transduction, phage), and modelling approaches (e.g., mathematical model, compartmental model, agent-based model, stochastic model). All the search results were exported in CSV format, and duplicates were automatically removed via Python script available in our GitHub repository (see Appendix B). Two reviewers independently screened all titles and abstracts for eligibility, resolving discrepancies by consensus, with a third reviewer consulted when necessary. The reference lists of the included studies were also examined manually to identify additional relevant papers. Grey literature (e.g., preprints, dissertations, and technical reports) was excluded to maintain a focus on peer-reviewed research.

2.4 Screening process

The complete screening process is shown in Figure 2. The searches were conducted in three databases on April 11, 2025, using the following terms:

- **Web of Science search:** ALL=((antimicrobial OR antibiotic OR antiviral OR antifungal OR antiparasitic)resist* AND (mechanism* OR mutation* OR ‘horizontal gene transfer’ OR plasmid OR transformation OR conjugation OR transduction OR phage) AND (math* OR dynamic* OR stochastic OR deterministic OR compartmental OR ‘agent-based’) model*), 1112 results.
- **PubMed search:** (antimicrobial OR antibiotic OR antiviral OR antifungal OR antiparasitic)resist* AND (mechanism* OR mutation* OR ‘horizontal gene transfer’ OR plasmid OR transformation OR conjugation OR transduction OR phage) AND ((math* OR dynamic* OR stochastic OR deterministic OR compartmental OR ‘agent-based’) model*), 1029 results.
- **Scopus search:** TITLE-ABS-KEY((antimicrobial OR antibiotic OR antiviral OR antifungal OR antiparasitic) AND (resist* OR tolerance OR persistence) AND (mechanism* OR mutation* OR ‘horizontal gene transfer’ OR plasmid OR transformation OR conjugation OR transduction OR phage) AND (math* OR dynamic* OR stochastic OR deterministic OR compartmental OR ‘agent-based’) AND model*) AND PUBYEAR > 2018 AND PUBYEAR < 2025, 1658 results.

Our study selection process, involving the identification, screening, and inclusion of relevant papers, is summarized in Fig. 2. Initially, we retrieved 3,799 articles, of which some 1,322 were discarded for duplication and some 12 were discarded because they were ineligible. The duplicate removal process was performed in Python, based on the DOI and title. All the articles exported from the three databases are available in the `all_data` folder in the GitHub repository (see Appendix B). One author read the title and abstract of the remaining 2,465 articles and, based on the research objectives, selected 71 articles using the pre-established eligibility criteria in the Eligibility Criteria Subsection 2.2.

These 71 studies were then independently evaluated by a second author, who reviewed the full texts. This step resulted in the exclusion of 49 studies. The primary reasons were non-adherence to the core topic of AMR mechanistic modelling (e.g., models of general HGT not applied to AMR) and unavailability of the full text. Finally, to ensure comprehensiveness, we performed backwards reference tracking on the 22 included studies, which identified an additional 14 eligible studies, resulting in a final total of 36 studies for qualitative analysis in this review.

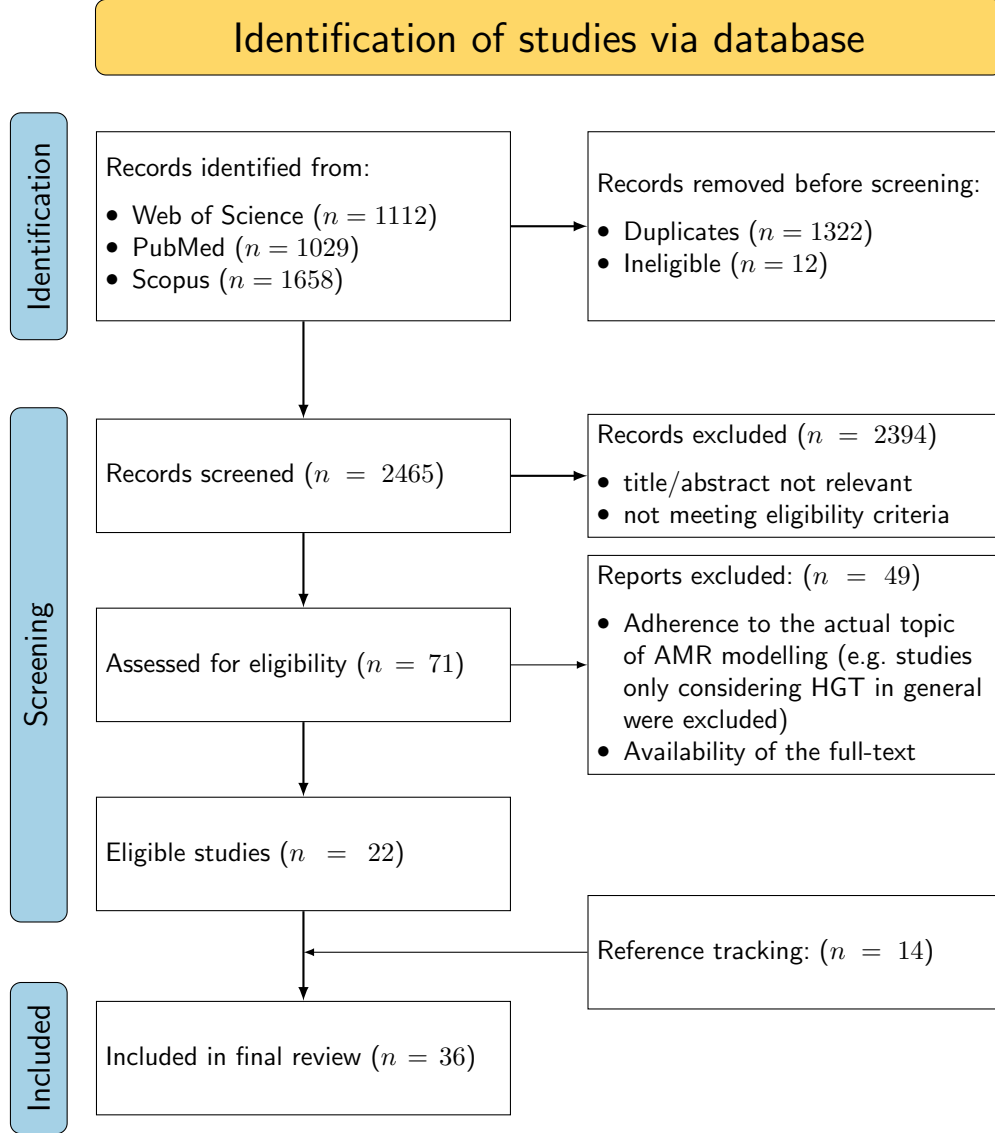


Figure 2: PRISMA flow diagram of the study selection process.

2.5 Information extracted from the included papers

We developed a data charting form to record the variables relevant to the scope of the study. Following the recommendations of Levac et al. [45], the form was iteratively updated as the team conducted the review and analysis of the included studies ($n = 36$).

The three categories analysed contain relevant information for understanding how mathematical models are developed and applied to the study of AMR. Specifically, the data in Table 1 encompass (i) the epidemiological and biological context of the model (Type and Context); (ii) the structural and mechanistic aspects involved in model construction (Construction and Correlated Parameters); and (iii) the analytical strategies and evaluated results (Outputs and Validation). These elements provide an overview of how modelling studies address the complexity of AMR systems.

The first category, Type and Context, addresses the research setting in which the model is defined. It includes the mathematical formulation (e.g., deterministic or stochastic), the model structure (e.g., ODEs, PDEs), and the host type under consideration (e.g., human, animal, or in vitro). It also integrates the broader epidemiological setting (e.g., hospital, community, intra-host) and the pathogens addressed, whether at the category level (e.g., bacteria, virus) or at the level of specific organisms (e.g., *E. coli*, *S. aureus*). These characteristics define the validity domain of the model and establish the biological and epidemiological context for interpreting its results.

The second category, Construction and Correlated Parameters, encompasses the internal mechanisms and biological assumptions implemented in the models. It records how resistance is represented (mutation, horizontal gene transfer), whether pharmacokinetic/pharmacodynamic (PK/PD) processes are explicitly included, and whether spatial dispersion is modelled. Additional elements include host immune-response dynamics that act on pathogen clearance, fitness costs for resistant strains, the possibility of multiple resistances, and explicit drug concentration thresholds (e.g., MICs). Together, these characteristics determine the structural complexity of the models and influence their ability to capture biological realism.

The third category, Results and Validation, focuses on the strategies employed to analyse and test the models. It includes whether treatment strategies are simulated (e.g., monotherapy, polytherapy), whether sensitivity analyses are performed to assess parameter influence, and whether external validation is attempted. The outputs considered may include predictions of resistance evolution, evaluation of economic impacts, or the identification of practical applications for policy or clinical decision-making. These aspects provide insight into the robustness, applicability, and translational potential of the modelling frameworks.

Together, these three categories, summarized in Table 1, provide a framework that captures the epidemiological and biological context, the structural mechanisms of the models, and the analytical results of the studies, including whether the model incorporated an economic component (e.g., cost or cost-benefit considerations) when applicable. The structured data presented in this table formed the basis for the next steps of the thematic and quantitative analysis, allowing the identification of trends, gaps, and clusters in the existing literature on mathematical modelling of AMR covered in this scoping review. The detailed list of aspects extracted from each study can be found in Appendix A. The file `questionnaire_answers.csv`, containing all the extracted elements from the 36 studies included in this review, is available in our GitHub repository (Appendix B).

Table 1: Summary of categories and attributes extracted from the selected models

Model Category	Recorded Information	Signification	Possible Values
Type and Context	Model type	Model type used in the study	Deterministic OR Stochastic OR Both
	Mathematical structure	Mathematical structure of the model	ODEs OR PDEs OR SDEs OR IDEs
	Host	Type of host represented in the model	Human OR Animal OR In-Vitro OR Human and Animal OR General
	System context	System setting represented in the model	Within-Host OR Community OR Hospital OR Laboratory OR General
	Pathogen category	Pathogen category represented in the model	Virus OR Bacteria OR Both
	Specific pathogen	Specific pathogen(s) included in the model	<i>P. aeruginosa</i> OR <i>E. coli</i> OR <i>S. aureus</i> OR <i>A. baumannii</i> OR <i>S. pneumoniae</i> OR <i>C. difficile</i> OR <i>K. pneumoniae</i> OR HIV OR Combination
Construction and Correlated Parameters	Acquired resistance	Mechanism of resistance acquisition modelled	Mutations OR Mutation and HGT–Conjugation OR HGT–Conjugation OR HGT–Conjugation and Transformation OR HGT–transformation OR N/A
	PK/PD parameters	Type of Pharmacokinetic/Pharmacodynamic (PK/PD) component included in the model	PK/PD OR PK OR PD OR N/A
	Spatial dispersion	Spatial consideration in the model	Yes OR No
	Fitness cost	Fitness cost for the growth of resistant strains	Yes OR No
	Immune response	Presence of host immune response in the model	Yes OR No
	Multiple resistance	Consideration of multiple AMR resistance in the model	Yes OR No
	Drug concentration	Threshold drug concentration for antimicrobial efficacy (e.g., MIC)	Yes OR No
Outputs and Validation	Treatment strategy	Antimicrobial treatment strategy in the model	Monotherapy OR Polytherapy OR Both
	Sensitivity analysis	Impact of parameters on model outputs	Yes OR No
	External validation	Compare predictions with other models/studies	Yes OR No
	Evolution of resistance	Changes in resistance over time within the model	Yes OR No
	Economic impact	Economic impact related to AMR	Yes OR No
	Practical applications	The model results can be used in practical applications	Yes OR No

3 Results

A total of 36 studies were included in this scoping review [41, 47–81]. The period from 2019 – 2024 was selected to capture the most recent developments in the mathematical modelling of AMR, reflecting the increasing interest and methodological diversification observed in recent years. The temporal distribution of the publications is shown in Fig. 3. Five articles (13.5%) were published in 2019, four (10.8%) in 2020, and eight (21.6%) in 2021. Six studies (16.2%) were published in 2022, while the most recent years, 2023 and 2024, each contributed seven articles (18.9%). This distribution highlights a consistent research effort in modelling AMR dynamics during the period considered.

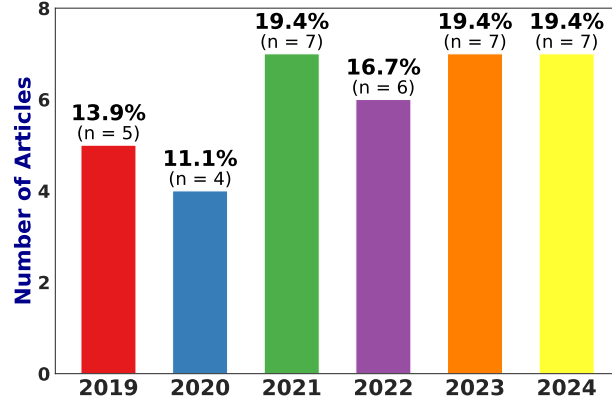


Figure 3: Temporal distribution of the 36 studies included in the scoping review (2019–2024). Illustrating a consistent research output in the mathematical modelling of AMR over the period.

The 36 included studies were affiliated with institutions from 20 different countries. The most represented were the United States (seven studies), France (five), and the United Kingdom (four). Several other high-income countries contributed fewer studies, including Germany and Switzerland (two each). Portugal, Belgium, the Netherlands, New Zealand, Singapore, Spain, Finland, and Turkey (one each). Countries from the Global South, such as India (two studies), Egypt, Pakistan, Colombia, Chile, Namibia, and Thailand, were underrepresented, with only one study each. This distribution highlights a clear geographical imbalance in research on mathematical modelling of AMR, with a predominance of high-income countries (HICs) (see Fig. 4).

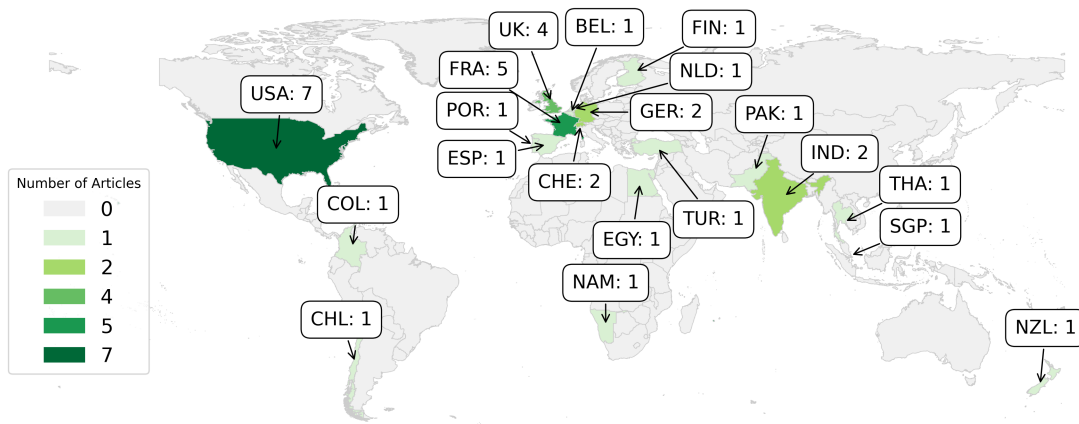


Figure 4: National affiliation of the first author’s institution for articles included in the scoping review. The figure highlights the predominance of studies from high-income countries (HICs) and the underrepresentation of contributions from the Global South.

3.1 Model type and context

The reviewed studies were first categorized on the basis of their methodological approach and the epidemiological context they aimed to represent. In particular, we examined the mathematical formulation of the models (e.g., deterministic, stochastic, etc), as well as the epidemiological scales represented. This analysis highlights a clear predominance of certain model types and mathematical structures, choices that are often influenced by the research question, the extent and precision of available data, and the necessity to reconcile analytical tractability with computational feasibility. Moreover, the distribution of host organisms, system contexts, and pathogen types offers valuable insights into the main priorities and limitations guiding current research. These categories provide a comprehensive view of how modelling efforts have been framed in the AMR field, showing prevailing practices and underexplored directions.

Figure 5 illustrates the results of the 36 studies related to the type of model and the mathematical structure used. Figure 5a presents the distribution of model types adopted in the reviewed studies, highlighting that twenty-four articles (66.7%) utilized deterministic models [41, 48–50, 52–55, 57–59, 62, 64, 66, 70–72, 74–79, 81], seven studies (19.4%) analysed stochastic models [47, 61, 63, 67–69, 80] and five (13.9%) conducted analyses and comparisons between both models [51, 56, 60, 65, 73]. Now, for the mathematical structure (Figure 5b) we find 25 studies (69.4%) that use ordinary differential equations (ODEs) [41, 48–55, 57–62, 64, 70–72, 74, 76–79, 81], eight articles (22.2%) adopted the Gillespie algorithm [56, 63, 65, 67–69, 73, 80], one study used stochastic differential equations (SDEs) [47], one used partial differential equations (PDEs) [66] and one utilized integro-differential equations (IDEs) and PDEs [75], each representing one 2.8% of the studies. Among the articles that used Gillespie’s algorithm, [65, 68, 69, 73, 80] applied Gillespie’s exact algorithm. Articles [56, 63] used approximations, such as the τ -leap algorithm or its approximation, which is based on the binomial distribution [67]. Although article [80] uses Gillespie’s algorithm to simulate its birth–death model, it employs linear noise approximation (LNA), a technique that approximates discrete stochastic dynamics via an SDE for the purpose of moment discovery and analysis. The article [47] developed a primarily continuous approach, modelling the dynamics through an SDE and using the Euler–Maruyama method for numerical simulation.

The predominance of deterministic models in the reviewed literature, especially those based on ODEs, is due to their relatively simple implementation, lower computational cost, and analytical tractability [82]. These models allow researchers to investigate the population-level dynamics of AMR and evaluate the effects of interventions on the basis of simplified representations of biological and epidemiological processes, which can be valuable when detailed data are scarce [26, 83]. In contrast, stochastic or high-dimensional models often require more detailed parametrisation and computational resources, making them less feasible in settings with limited or aggregate data [38, 84]. Moreover, software tools commonly used in mathematical epidemiology, such as MATLAB, R, and Python, are well-established numerical solvers for ODEs, facilitating their adoption. For example, MATLAB provides the ODE suite (ode45, ode15s, among others) [85], R includes packages such as deSolve for deterministic model implementation [86], and Python offers the SciPy.integrate module (solve_ivp, odeint) for flexible ODE solving [87]. This methodological accessibility reinforces the preference for ODE-based approaches, even in complex problems such as AMR. Nevertheless, this trend may also reflect limitations in available data, as more complex models (e.g., stochastic or spatial) typically require finer-grained information that is often unavailable or difficult to obtain in AMR surveillance contexts [88, 89].

Although EDO-based models offer ease of analysis, the strong dependence on these deterministic structures still imposes an important methodological limitation for public health applications. The emergence and spread of AMR, particularly the emergence of resistance (rare events) or rapid changes in small populations (e.g., in hospitals), are essentially stochastic processes. The scarcity of models that capture stochasticity (only 19.4%) reduces the predictive power of analyses and compromises their usefulness in complex and realistic epidemiological contexts. This demonstrates the need for current modelling practices to capture real-world dynamics and effectively respond to practical challenges.

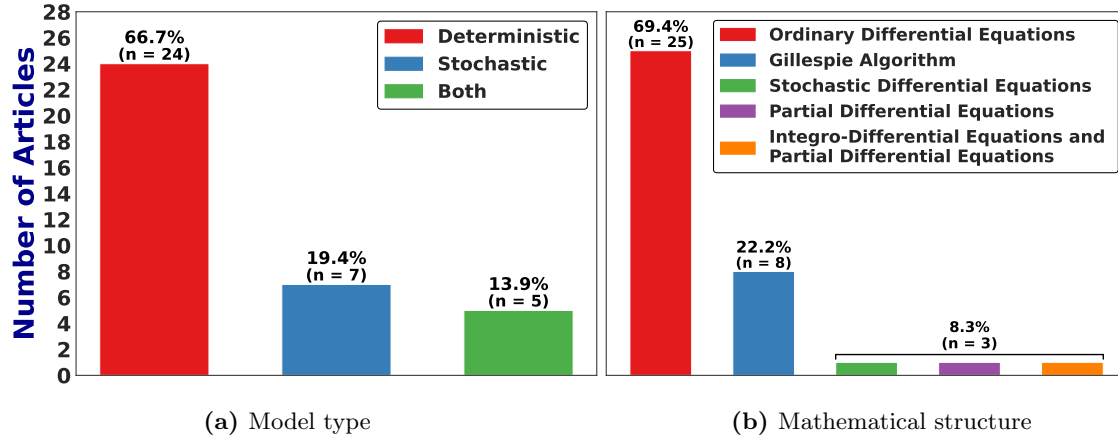


Figure 5: Model type and mathematical structure used in the reviewed studies. (a) Distribution of model types, highlighting the predominance of deterministic models over stochastic and hybrid approaches. (b) Mathematical structures adopted, with most studies employing ordinary differential equations (ODEs), followed by stochastic differential equations (SDEs), partial differential equations (PDEs), and integro-differential equations (IDEs).

Figure 6 provides an overview of the host organisms modelled and the system-level settings explored in the selected studies. As shown in Figure 6a, human host were the most common, used in nineteen studies (44.4%) [41, 50, 51, 54–56, 60, 63, 68, 72, 74–78, 81], and the general host appeared in nine articles (25%) [47, 48, 53, 57, 58, 61, 66, 69, 73], in vitro appeared in six studies (16.7%) [52, 64, 65, 67, 79, 80], three articles (8.3%) [59, 70, 71] used models that can be applied to animals; one study (2.8%) [49] included both humans and animals, and one article [62] did not apply to any host. With respect to the modelled epidemiological context (Figure 6b), more than one-third of the studies (14/36) focused on within-host dynamics [41, 47, 48, 50, 51, 53, 57–61, 68, 71, 78]. Laboratory settings were represented in seven studies (19.4%) [52, 64, 65, 67, 70, 79, 80]. Five studies (3.9%) examined community-level contexts [54, 55, 62, 63, 72]. Three studies (8.3%) addressed general modelling frameworks [66, 69, 73]. The other three studies (8.3%) focused on hospital/ICU environments [76, 77, 81]. Two studies (5.6%) combined within- and between-host scales [56, 75]. One study (2.8%) investigated between-host dynamics [49] and one study focused on One-Health contexts [74].

These results highlight the strong predominance of models focused on human hosts, emphasizing the clinical priority of AMR in public health contexts [4]. Additionally, the low representation of animal hosts and the absence of models that include several sectors (One Health) suggest an important gap, with recent reviews highlighting that multi-scalar models are rare, given their great potential to capture crucial characteristics that drive AMR [90]. In general, these studies reveal a disconnected scenario, reflecting both limited multidisciplinary and the absence of data across human, animal, and environmental sectors [91]. Future mathematical models should use multi-scalar and integrated approaches, adopting the One Health perspective, and explicitly connect human hosts, animals, and environments to effectively capture the complex ecology of AMR [92, 93].

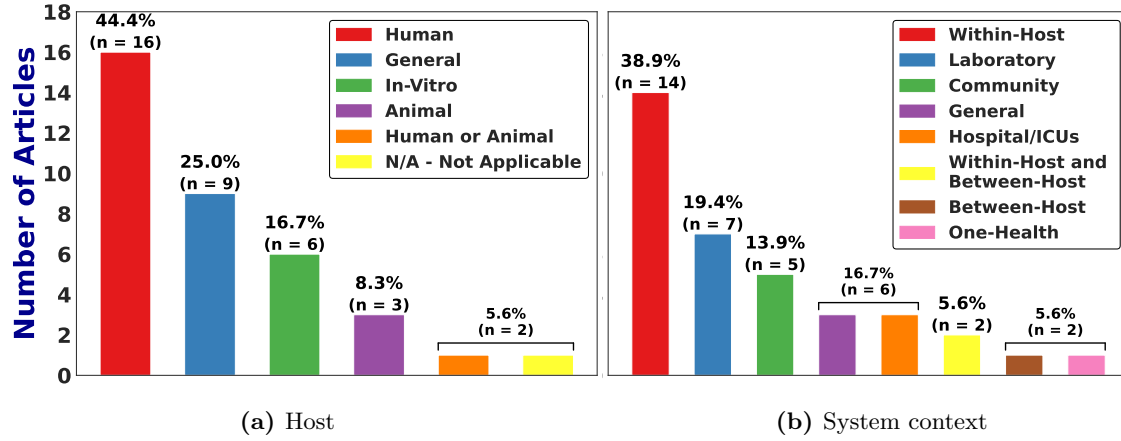


Figure 6: Host organisms and epidemiological contexts represented in the selected studies. (a) Distribution of host types modelled, including human, animal, in vitro, general, human or animal, and only animal types. (b) System-level contexts explored, such as within-host, laboratory, community, hospital, or unspecified settings.

Figure 7 summarizes the types of pathogens addressed in the selected studies. As shown in Figure 7a, the vast majority (32/36) of the models focused on bacteria [41, 47–50, 52–55, 57–68, 70–72, 74–81], whereas only one study (2.8%) addressed a viral infection [51], and another three (8.3%) adopted a general pathogen category without specifying the type [56, 69, 73]. In terms of specificity (Figure 7b), a significant portion of the studies (25/36) did not explicitly model a specific pathogen (N/A) [41, 47–52, 54–63, 66, 68, 69, 72–75, 80]. Among the studies that reported the pathogen, the most frequently modelled bacteria were *Pseudomonas aeruginosa*, addressed in three studies [70, 71, 76], *Escherichia coli*, examined in three studies [64, 65, 67], and *Staphylococcus aureus*, modelled in three studies [53, 78, 79]. Other pathogens included *Acinetobacter baumannii*, in a single study [81], and a composite group comprising *Clostridioides difficile*, *Staphylococcus aureus*, *Escherichia coli* and *Klebsiella pneumoniae*, in a single study [77].

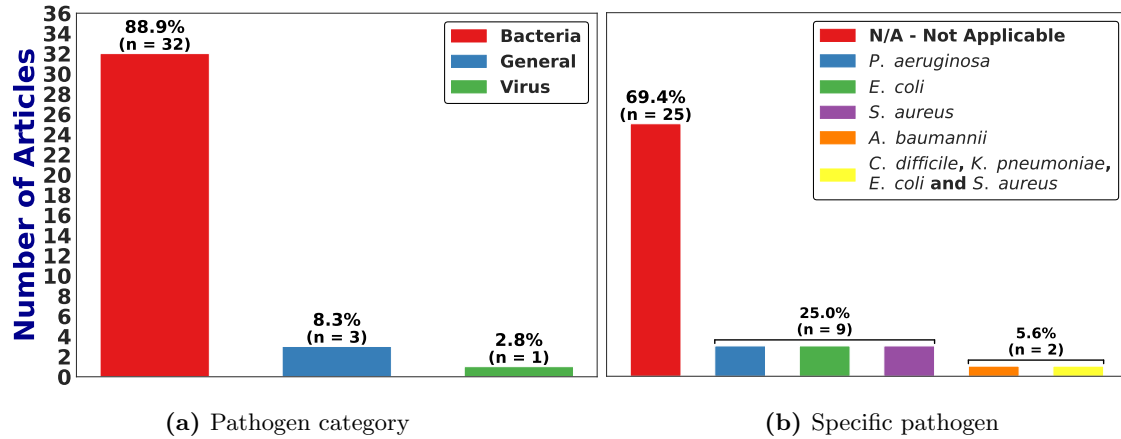


Figure 7: Pathogen categories and specific pathogens modelled in the selected studies. (a) Distribution of general pathogen types, highlighting the predominance of bacterial models. (b) Specific pathogens addressed in the models, including common AMR-related bacteria and one viral pathogen (HIV).

3.2 Model construction and correlated parameters

This section examines the model parameterisation, highlighting which biological complexities are commonly integrated and which are frequently omitted, potentially pointing to important gaps in the

current modelling landscape. In particular, it considers the representation of resistance acquisition mechanisms, the incorporation of PK/PD processes, and the inclusion of additional biological features such as fitness costs, host immune responses, spatial dispersion, and multiple resistance mechanisms.

Figure 8 shows the results regarding resistance acquisition mechanisms and the use of PK/PD modelling in the thirty-six articles included in this review. In particular, regarding the mechanisms of resistance acquisition (Figure 8a), a total of 14 studies (38.9%) considered mutation as the sole mechanism [51, 53, 54, 56, 60, 61, 64, 67, 69–71, 73, 75, 80]. Six studies (16.7%) reported a combination of mutation and HGT via conjugation [50, 57–59, 63, 78], whereas four studies (16.7%) did not specify any mechanism [47, 48, 62, 65], three articles (8.3%) considered selection and transmission [49, 55, 76], two (5.6%) considered HGT via conjugation exclusively [41, 77], two focused exclusively on selection [66, 72]. Other acquisition-related categories with one study (2.8%) each included HGT via conjugation and HGT via transformation [52], HGT via transduction [79], mutation and transmission [68], mutation combined with recombination [74], and transmission [81]. Figure 8b summarizes how PK/PD modelling was incorporated in selected studies. Half of the studies (18/36) did not apply PK/PD modelling (N/A – not applicable) [47, 49, 50, 55–59, 62, 63, 66, 69, 72, 74–77, 81], 11 studies (30.6%) combined PK/PD modelling in their analyses [41, 48, 51–53, 60, 61, 65, 70, 71, 79], four articles (11.1%) used only PD modelling [67, 68, 73, 80], and three studies (8.3%) focused on PK modelling [54, 64, 78].

Mutation and HGT via conjugation are frequently modelled as the primary routes of resistance acquisition because they are specific, quantifiable, and relatively straightforward to incorporate into mathematical frameworks [94, 95]. In contrast, HGT via transformation or HGT via transduction, while crucial in the spread of resistance, are more complex processes to model, involving factors such as exogenous DNA uptake (transformation) or viral infection (transduction) [96, 97]. The lack of PK/PD data in many studies is partly due to the focus on the population dynamics of resistance, without explicit modelling of drug–host interactions. Furthermore, PK/PD modelling requires detailed experimental data, which are often unavailable or not the objective of the study, leading to a preference for simpler approaches [98, 99].

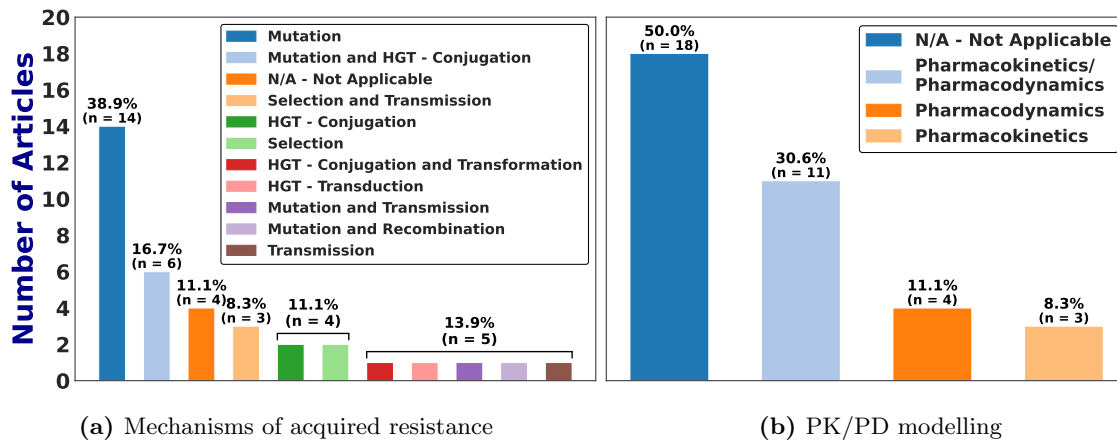


Figure 8: Mechanisms of AMR acquisition and integration of PK/PD modelling in the reviewed studies. (a) Distribution of resistance acquisition mechanisms considered in the models, including mutation, horizontal gene transfer (HGT) via conjugation, transformation, or transduction, and models that incorporate multiple mechanisms or none. Mutation and HGT (especially via conjugation) were the most frequently modelled mechanisms. (b) Overview of the use of PK/PD modelling approaches. Studies were classified according to whether they applied full PK/PD modelling, used only PK or PD components, or did not include these aspects at all. Nearly half of the studies did not incorporate any PK/PD modelling.

Table 2 summarizes several important features concerning model construction and correlated parameters identified across the included studies. Most of the reviewed studies (28/36; 77.8%) reported a fitness cost associated with the resistant strain [41, 50–61, 64, 65, 68–80]. In contrast, other important features were largely absent, and only four studies considered spatial dispersion [65, 66, 72, 74],

and just eight included the host immune response [48, 50, 54, 56, 70, 71, 75, 78]. The modelling of multiple resistance, although relevant to the biological reality of AMR, has been performed in only eight studies [53, 58, 60, 63, 66, 74, 77, 79]. Drug concentration, an essential element for capturing PK/PD processes, was explicitly incorporated as a dynamic variable in 18 of the 36 studies analysed [41, 48, 51–53, 60, 61, 64–71, 73, 79, 80]. The remaining studies modelled treatment effects through simplified or empirical functions without including antibiotic concentration explicitly.

Table 2: Summary of the presence or absence of model characteristics within the construction and correlated parameter categories across the 36 studies reviewed.

Presence	Biological Mechanism				
	Spatial dispersion	Fitness cost	Immune response	Multiple resistance	Drug concentration
Yes	4	28	8	8	18
No	32	8	28	28	18

These characteristics presented in Table 2 reveal important trends and limitations in the current practices of mathematical modelling of AMR. The frequent incorporation of fitness costs in models reflects their analytical tractability and solid foundation in the evolutionary theory of AMR [100, 101]. On the other hand, the host immune response is a central component in clearing infections and resistance, yet it is often neglected [102]. A robust immune response can reduce the required duration of treatment and even alter the mutant selection range by limiting the drug concentration that favors partially resistant strains [103]. Moreover, spatial dispersal has rarely been considered, despite being a key factor in the spread of resistance in heterogeneous environments, where host mobility, variability in treatment access, and unequal drug distribution create complex selective landscapes [104, 105]. Additionally, the modelling of multiple resistance genes or mechanisms remains limited, despite its growing relevance in the face of emerging multidrug-resistant (MDR) and extensively drug-resistant (XDR) strains, as in the case of MDR/XDR tuberculosis [37, 106].

3.3 Model outputs and validation

This subsection examines relevant aspects of model outputs and validation in the studies included in this review, such as the type of treatment used, which shapes the predicted selective pressures that drive resistance. Other important characteristics include the strategies adopted for model validation and outcome characterization, which demonstrate the robustness, applicability, and practical relevance of the modelling results. Analysing these aspects, we identify common practices, methodological preferences, and critical gaps (e.g., limited integration of economic impact) that prevent the models from comprehensively informing clinical and policy decision-making.

Figure 9 shows the types of antimicrobial treatment modelled in the included studies. Notably, the vast majority of studies (23/36) adopted monotherapy [47, 48, 50–52, 54–57, 59, 61, 62, 64, 65, 67–69, 72, 73, 75, 76, 78, 80], six studies (16.7%) used polytherapy [53, 60, 66, 70, 71, 77], four studies did not apply an antimicrobial treatment modelling (N/A – not applicable) [49, 58, 63, 81], and three studies (8.3%) included both strategies (monotherapy and polytherapy) [41, 74, 79]. Polytherapy in these models refers to the simultaneous use of two or more antimicrobial agents or the combination of an antimicrobial drug with an alternative therapeutic approach, such as bacteriophage therapy.

The frequent use of monotherapy in the included studies may reflect both practical and methodological factors. From a clinical point of view, monotherapy remains the standard treatment approach for many bacterial infections, particularly in contexts where resistance to first-line drugs is still limited or where surveillance systems are insufficient to guide combination therapy [88, 107, 108]. In terms of modelling approaches, monotherapy simplifies the representation of treatment dynamics and reduces the number of parameters required, facilitating model calibration and analysis [109]. In addition, the lack of detailed empirical data on PK/PD interactions between drugs in combination regimens probably reduces the incorporation of polytherapy into mathematical models [110]. These factors combined contribute to the increased adoption of monotherapy in mathematical models of AMR.

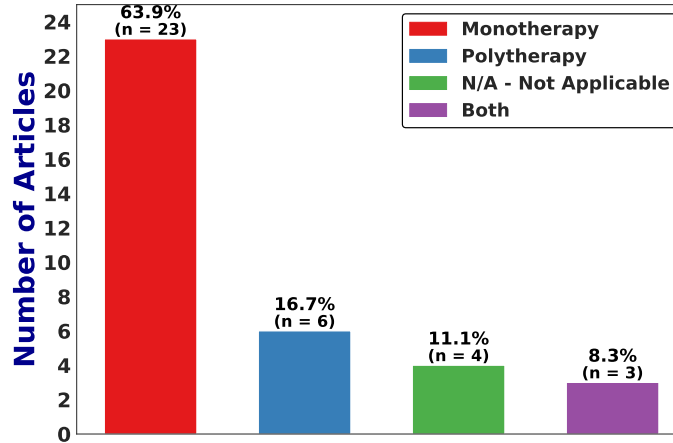


Figure 9: Type of antimicrobial treatment modelled in the studies. Among the 36 studies reviewed, monotherapy was the most common strategy used in 23 studies. Six studies modelled polytherapy, four studies did not apply an antimicrobial treatment modelling (N/A – not applicable), and three studies incorporated both approaches.

Table 3 summarizes relevant features concerning model outputs and validation identified across the review of included studies. A sensitivity analysis was performed in twenty-seven studies [41, 47, 49, 52, 54–58, 60, 61, 63–73, 76, 77, 79–81], external validation is included in twenty-six studies [41, 49, 51, 52, 54–61, 64–75, 77, 79], and almost all of the studies included evolution of resistance in their models, except for ten [47, 48, 50, 53, 62, 63, 76, 78, 80, 81]. On the other hand, although the economic impact of AMR is widely recognized, it is rarely incorporated into mathematical models, with only two studies explicitly including economic components in their formulations [55, 63]. Moreover, thirty-four studies assessed the practical application of interventions [41, 49–81].

Table 3: Summary of the presence or absence of model characteristics within the outputs and validation categories across the 36 studies reviewed.

Presence	Output/Validation				
	Sensitivity analysis	External validation	Evolution of resistance	Economic impact	Practical applications
Yes	27	26	26	2	34
No	9	10	10	34	2

All the information in Table 3 is relevant when referring to the mathematical modelling of AMR. However, we highlight the scarcity of studies that incorporate the economic impact that AMR has on local and global economies. It is estimated that, by 2050, global financial losses associated with AMR could range from 300 billion to 1 trillion dollars [111], with accumulated losses of economic output in Organization for Economic Cooperation and Development (OECD) countries on the order of 20 – 35 trillion [3]. Moreover, the World Bank warns that AMR could increase poverty levels, with disproportionate effects on low- and middle-income countries (LMICs) [112]. In these countries, the higher costs of medical care are driven mainly by the need for prolonged treatment and additional hospitalizations. This reality is intensified by factors such as limited access to effective treatments, weak regulation, low awareness of the proper use of antibiotics, and inadequate dissemination of therapeutic guidelines [113].

4 Discussion

AMR represents one of the major contemporary global challenges to public health. Given the growing use of dynamic mathematical models to understand the mechanisms driving its emergence and

spread, this scoping review synthesized evidence from 36 studies published between 2019 and 2024 that employed mathematical modelling to investigate different aspects of AMR. From the results, we identified significant trends, prevalent methodological approaches, and essential research gaps. During the period analysed in the review, the number of annual publications varied from four to seven, demonstrating sustained and developing research activity in AMR. The included studies originate from institutions in 20 countries, with the United States, France, and the United Kingdom representing the countries with the most publications, highlighting both the influence of English-language search criteria and the concentration of publications in countries where greater research funding is allocated.

This geographical imbalance likely reflects structural inequities in global knowledge production rather than differences in scientific capacity, as evidenced by persistent disparities in research funding, publication networks, and access to data across regions [114–116]. The predominance of studies included in this review being located in HICs can be attributed to several factors: (i) substantially greater investments in research and development (R&D) in HICs (averaging 2.5%–3% of gross domestic product (GDP)) compared to most Global South nations (< 1% of GDP), which enables advanced infrastructure for complex modelling research [114, 116]; (ii) publication biases in high-impact journals, where editorial boards and peer review networks remain predominantly concentrated in North America and Europe [115]; and (iii) resource-dependent barriers, including limited access to specialized software, epidemiological data repositories, and computational power in low-research-funding environments [117, 118]. Consequently, while our review includes valuable contributions from countries such as India and Egypt, research from these and other less-represented regions remains scarce. This imbalance not only limits the generalization of findings to diverse epidemiological contexts but also undermines the ability of mathematical models to generate policy-relevant insights for populations facing the highest burden of AMR, particularly in the Global South.

The predominance of bacterial pathogens in the reviewed models reflects their central role in the global burden of AMR [6]. Bacteria are the primary targets of antimicrobial use in both human and animal health, and they account for the most pressing clinical challenges associated with drug resistance, including multidrug-resistant (MDR) and extensively drug-resistant (XDR) strains [4, 5]. Major global initiatives, such as the World Health Organization’s (WHO) Global Antimicrobial Resistance and Use Surveillance System (GLASS) [2], the 2024 WHO Bacterial Priority Pathogens List [119], and the United States Centers for Disease Control and Prevention’s (CDC) threat reports [120], prioritize bacterial species like *E. coli*, *S. aureus*, *K. pneumoniae*, and *P. aeruginosa* because of their high prevalence and resistance profiles. The modelling focus on these pathogens aligns with these priorities. In contrast, viral and fungal AMR have received less modelling attention, despite growing concerns over resistance in viruses such as HIV and influenza [121], and in fungi such as *C. auris*, which the CDC lists as an urgent threat [122]. This highlights an important limitation in current modelling efforts, particularly the lack of frameworks that capture how different antibiotic classes interact with the host microbiota and influence pathogen dynamics, including non-bacterial agents.

The omission of the host immune response (included in only eight studies) and PK/PD modelling (absent in 50% of studies) represents significant challenges for translating model predictions into clinical practice. Host immunity is central to infection clearance and influences the selection window for resistance. Moreover, the lack of PK/PD frameworks directly limits the capacity of models to assess drug-dosing strategies and optimize clinical outcomes, thereby reducing their usefulness in developing actionable therapeutic guidelines against MDR/XDR strains.

The scarcity of studies that integrate economic dimensions constitutes one of the most critical limitations for policy translation. This omission represents a fundamental barrier, as without cost-effectiveness or macroeconomic analyses, models fail to provide the quantifiable evidence required by policymakers to justify substantial investments in AMR control and intervention programs, particularly in LMICs where the economic burden is relatively high. Given the projected economic losses associated with AMR, including estimated annual reductions of up to 1% in global GDP and even more severe impacts, between 5% and 7%, in developing countries [112, 123], the integration of economic and epidemiological frameworks into future modelling efforts is essential to strengthen their policy relevance. Furthermore, AMR-related effects are expected to extend to strategic sectors such as international trade and animal production, where increasing resistance to antibiotics used in livestock is projected to reduce the global supply of animal-derived food (e.g., meat, milk, and eggs) by approximately 11% by 2050, with the greatest repercussions in LMICs [112, 124–126].

Key findings

The findings of this scoping review reveal a consistent pattern in how mathematical modelling has been applied to study AMR over the past six years. The use of mathematical models to study AMR has remained active over the past six years, with a focus on deterministic models, particularly those based on ordinary differential equations (ODEs). Almost all of the included studies focused on bacterial pathogens, especially *P. aeruginosa*, *E. coli*, and *S. aureus*, demonstrating global health priorities, given that bacteria are the main pathogens that cause AMR. In contrast, viral, fungal, and parasitic resistance remains neglected in mathematical modelling studies. Over half of the studies focused on human hosts, whereas animal and environmental contexts were rarely considered. Only one of the studies adopted a One Health perspective, employing a multiscale modelling approach. With respect to the mechanisms of resistance acquisition, mutation was the most frequently modelled pathway, followed by horizontal gene transfer (HGT), especially via conjugation, whereas transformation and transduction were rarely incorporated. Approximately half of the studies did not incorporate pharmacokinetic/pharmacodynamic (PK/PD) modelling. Few studies used PK/PD modelling simultaneously, while others have modelled only one of the components. Critical biological factors, such as host immune response and spatial dispersion, have rarely been explored and are underrepresented in the models, despite their epidemiological relevance. Therapeutic strategies were predominantly modelled as monotherapy, with combination therapies of two or more drugs rarely included in the models. While external validation has commonly attempted, economic impact assessments and future scenario projections have rarely been included in model outputs. A significant geographic imbalance was observed, with most studies conducted by institutions in high-income countries (HICs). Contributions from the Global South remain limited, restricting the generalizability of the results to diverse epidemiological contexts. These important findings show where mathematical modelling of AMR has focused and consolidated in recent years, highlighting its strengths and aspects that need further exploration, and guiding priorities for future model development and interdisciplinary collaboration.

Research gaps

Our scoping review revealed several persistent methodological and conceptual gaps in current mathematical modelling studies of AMR. In the vast majority of the analysed articles, the authors chose to use deterministic methods mainly based on ODEs, ignoring stochasticity, rare events, and heterogeneity at the individual level which can influence the dynamics of AMR. Only one study incorporated explicit interactions among humans, animals, and the environment, which limits the overall capacity to represent feedback and AMR transmission routes across sectors according to the One Health framework. Similarly, viral, fungal, and parasitic AMR was practically not mentioned in the studies or mathematical models analysed, despite its growing clinical and public health importance. Many models focus only on a single pathway of resistance acquisition (e.g., mutation or HGT—conjugation), ignoring the potential effects of combined mechanisms or other mechanisms such as HGT (transduction) and HGT (transformation). Few studies integrate simultaneously incorporated PK/PD frameworks, highlighting a significant research gap. Only a few studies have considered the economic impact that AMR can have on a country's GDP, disregarding the costs associated with increased morbidity and mortality, increased and longer hospital stays, higher treatment costs, and lost productivity. In addition, spatial heterogeneity has rarely been considered, despite its potential role in shaping the emergence and spread of resistance. Addressing these gaps will be essential for developing more comprehensive, predictive, and policy-relevant frameworks for understanding and mitigating AMR.

Conclusion

By mapping recent literature on the mathematical modelling of AMR, this scoping review revealed a developing field, but one still has significant methodological and conceptual discrepancies. We found a predominance of deterministic models based on ODEs, which, although useful for initial analysis, reveal a disconnect from the stochastic and heterogeneous nature of the evolution and spread of AMR. Similarly, the almost exclusive focus on bacterial pathogens and the mechanisms of mutation and HGT—conjugation overlooks essential components of the problem, such as AMR in viruses and fungi and the contribution of other gene transfer pathways.

Our findings show an underrepresentation of One Health models. The near absence of models that integrate human, animal, and environmental components prevents a comprehensive understanding of AMR transmission cycles. Furthermore, the rare incorporation of economic impact modelling in analyses limits the usefulness of models for policymakers who need to quantify the costs associated with AMR.

Therefore, we conclude that advances in mathematical modelling applied to AMR require conceptual and methodological shifts. Models must be able to capture the complexities associated with AMR, requiring the incorporation of stochastic and hybrid approaches, expanding their application to non-bacterial pathogens, and integrating the One Health perspective and socioeconomic variables. This conceptual shift is crucial for models to fully realize their potential as predictive tools and provide policymakers with the evidence needed to formulate more effective, realistic, and globally equitable intervention strategies.

Limitations and future directions

This review is limited to articles published in English, which may exclude valuable contributions in other languages. Furthermore, although this scoping review focused on mapping trends and identifying gaps in the mathematical modelling of AMR, it did not include a critical assessment of methodological quality. Additionally, no formal protocol was registered a priori in databases such as PROSPERO or OSF, which may reduce transparency and reproducibility, despite adherence to an internal protocol. Moreover, only publications indexed in three databases (PubMed, Web of Science, and Scopus) were considered, and the specific Boolean search string used may have influenced the retrieval of studies, possibly omitting relevant works. The review period (2019 – 2024) was selected to capture recent advances but may have excluded seminal older studies that remain methodologically relevant.

Another important limitation revealed by this review concerns the scarcity of mathematical representation of therapeutic strategies involving antibiotic combinations with distinct mechanisms of action. Although combination therapy and synergistic or antagonistic interactions are widely used in clinical practice to delay resistance, most models assume independent drug effects or restrict analyses to monotherapies. The incorporation of multi-drug interactions, including suppressive or competition-mediated effects, remains an open line of research with significant potential to improve predictions of resistance evolution. An additional aspect that none of the reviewed studies considered was the ecological impact of antimicrobial treatment on the host-associated microbiota. Antibiotic-induced dysbiosis can weaken colonization resistance, alter competitive dynamics, and indirectly promote the expansion or acquisition of resistant strains [127, 128]. The absence of ecological interactions at the microbiota level in current mathematical models represents a significant gap, suggesting that future work should integrate this aspect to more realistically capture the emergence and persistence of AMR.

Future work should explore a broader inclusion of AMR modelling studies beyond the English-language literature and conduct comparative analyses between different modelling approaches (e.g., deterministic vs. stochastic models); develop more complex and realistic models that incorporate heterogeneous populations, multiple resistance genes, and treatments considering more than one type of drug; increase the use of stochastic, hybrid, or individual-based models to reflect real-world dynamics; incorporate components into the models that seek to assess the real economic impact that AMR has on a country; and encourage the development of models that integrate the human, animal, and environmental sectors in accordance with the One Health framework. On the basis of the insights presented here, we also intend to develop a mathematical model of AMR in future work, aiming to address some of the gaps highlighted by this review.

List of abbreviations

- **ABMs** – Agent-based models
- **ADME** – Absorption, distribution, metabolism, excretion
- **AMR** – Antimicrobial resistance
- **CDC** – Centers for disease control and prevention
- **GDP** – Gross domestic product
- **GLASS** – Global Antimicrobial Resistance and Use Surveillance System
- **HGT** – Horizontal gene transfer
- **HICs** – High-income countries
- **HIV** – Human immunodeficiency virus
- **ICU** – Intensive care unit
- **IDEs** – Integro-differential equations
- **JBI** – Joanna Briggs Institute
- **LMICs** – Low- and middle-income countries
- **LNA** – Linear noise approximation
- **MDR** – Multidrug resistance
- **MIC** – Minimum inhibitory concentration
- **N/A** – Not applicable
- **OECD** – Organization for Economic Cooperation and Development
- **ODEs** – Ordinary differential equations
- **OSF** – Open science framework
- **PCC** – Population, concept, context
- **PDEs** – Partial differential equations
- **PK/PD** – Pharmacokinetic/Pharmacodynamic
- **PRISMA-ScR** – Preferred reporting items for systematic reviews and meta-analyses extension for scoping reviews
- **R&D** – Research and development
- **SDEs** – Stochastic differential equations
- **WHO** – World health organization
- **XDR** – Extensively drug-resistant

Pathogen abbreviations

- ***A. baumannii***: *Acinetobacter baumannii*.
- ***C. difficile***: *Clostridioides difficile*.
- ***E. coli***: *Escherichia coli*.
- ***K. pneumoniae***: *Klebsiella pneumoniae*.
- ***P. aeruginosa***: *Pseudomonas aeruginosa*.
- ***S. aureus***: *Staphylococcus aureus*.
- ***S. pneumoniae***: *Streptococcus pneumoniae*.

Availability of data and materials

The datasets generated and/or analysed during the current study are available in the GitHub repository: [amr_modelling_scoping_review](#).

Competing interests

The authors declare that they have no competing interests.

Authors' contributions

FS contributed to the conception and design of the work, acquisition of data, analysis and interpretation of the data, creation of new software used in the study, and drafting of the manuscript. CLS contributed to the conception and design of the work, acquisition of data, interpretation of the data, revised the manuscript, and contributed to the writing. LMC contributed to the conception and design of the work, acquisition of data, interpretation of the data, revised the manuscript, and contributed to the writing. All authors read and approved the final manuscript and agree to be accountable for all aspects of the work.

Funding

Part of this study was supported by the Coordination for the Improvement of Higher Education Personnel (CAPES) through a CAPES/PROSUP doctoral scholarship awarded to Felipe Schardong and by an additional scholarship provided by the Graduate Program of the School of Applied Mathematics at Getulio Vargas Foundation (FGV - EMap).

Acknowledgements

The authors would like to thank Juliana Silva Corrêa from the FGV-EAESP for enlightening discussions.

Declarations

Ethics, Consent to Participate, and Consent to Publish declarations: not applicable.

Supplementary Material

Appendix A Evaluation aspects of each study23

Appendix B Code and data availability23

Appendix A Evaluation Aspects of Each Study

To analyse the studies included in this scoping review, we developed a set of structured questions organized into three main categories: (i) Model Type and Context, (ii) Model Construction and Correlated Parameters, and (iii) Model Outputs and Validation. The purpose of these questions is to guide the extraction of relevant information about mathematical models of AMR, allowing consistent comparisons across studies. Each question was formulated to allow objective and comparable responses, ensuring transparency and consistency in the characterization of the evaluated models.

MODEL: TYPE AND CONTEXT

1. What is the nature of the model used in the study (deterministic, stochastic, agent-based, etc.)?
2. What is the main mathematical structure of the model (e.g., ODEs, PDEs, etc.)?
3. Which host species are considered (e.g., humans, animals, etc.)?
4. At what spatial or contextual scale is the model applied (e.g., individual, hospital, community, etc.)?
5. Which classes of pathogens are modelled (e.g., bacteria, viruses, fungi, parasites)?
6. What is the specific pathogen considered in the model, when applicable (e.g., *Mycobacterium tuberculosis*, *Staphylococcus aureus*)?

MODEL: CONSTRUCTION AND CORRELATED PARAMETERS

1. Does the model include explicit spatial components (e.g., contact networks, dispersal between regions)?
2. Does the model incorporate fitness costs (adaptive advantages/disadvantages) for resistant strains?
3. Does the model include host immune response dynamics?
4. Which mechanisms of resistance acquisition are considered (e.g., mutation, horizontal gene transfer - HGT, etc.)?
5. Does the model address resistance to multiple antimicrobials simultaneously (multidrug resistance)?
6. Does the model incorporate pharmacokinetic/pharmacodynamic (PK/PD) parameters to describe antimicrobial action?

MODEL: OUTPUTS AND VALIDATION

1. Was a sensitivity analysis performed to assess the influence of model parameters?
2. Are model results validated with empirical data or compared to existing models?
3. Does the model capture the temporal dynamics of resistance under prolonged antimicrobial exposure?
4. Does the model use antimicrobial efficacy parameters (e.g., Minimum Inhibitory Concentration - MIC)?
5. Does the model evaluate the cost-effectiveness or economic impacts of the analysed interventions?
6. Does the model consider monotherapy, combination therapy, or both?
7. Can the model results be used in practical applications (e.g., scenario forecasting, decision support, intervention planning)?

Appendix B Code and data availability

The code and data used in this study are available in the GitHub repository: [amr_modelling_scoping_review](#).

References

- [1] World Health Organization. Antimicrobial resistance. 2023. <https://www.who.int/news-room/fact-sheets/detail/antimicrobial-resistance>. Accessed 11 Mar 2025.
- [2] Geneva: World Health Organization. Global Antimicrobial Resistance and Use Surveillance System (GLASS) Report 2022. 2022. ISBN: 9789240062702.
- [3] Neill, JO. Antimicrobial resistance: tackling a crisis for the health and wealth of nations. 2014. <https://wellcomecollection.org/works/rdpck35v>. Accessed 13 Mar 2025.
- [4] Neill, JO. Tackling drug-resistant infections globally: final report and recommendations. 2016. <https://apo.org.au/node/63983>. Accessed 13 Mar 2025.
- [5] Murray CJL, Ikuta KS, Sharara F, Swetschinski L, Aguilar GR, et al. Global burden of bacterial antimicrobial resistance in 2019: a systematic analysis. *The Lancet*. 2022;399(10325):629–655. [https://doi.org/10.1016/S0140-6736\(21\)02724-0](https://doi.org/10.1016/S0140-6736(21)02724-0).
- [6] Naghavi M, Vollset SE, Ikuta KS, Swetschinski LR, Gray AP, et al. Global burden of bacterial antimicrobial resistance 1990–2021: a systematic analysis with forecasts to 2050. *The Lancet*. 2024;404:1199–1226. [https://doi.org/10.1016/S0140-6736\(24\)01867-1](https://doi.org/10.1016/S0140-6736(24)01867-1).
- [7] Puri B, Vaishya R, Vaish A. Antimicrobial resistance: current challenges and future directions. *Med J Armed Forces India*. 2025;81(3):247–258. <https://doi.org/10.1016/j.mjafi.2024.07.006>.
- [8] Dadgostar P. Antimicrobial resistance: implications and costs. *Infect Drug Resist*. 2019;12:3903–3910. <https://doi.org/10.2147/IDR.S234610>.
- [9] Machowska A, Stålsby LC. Drivers of irrational use of antibiotics in europe. *Int J Environ Res Public Health*. 2019;16(1):27. <https://doi.org/10.3390/ijerph16010027>.
- [10] Sutradhar KB, Saha A, Huda NH, Uddin R. Irrational use of antibiotics and antibiotic resistance in southern rural bangladesh: perspectives from both the physicians and patients. *Annu Res Rev Biol*. 2014;4(9):1421–1430. <https://doi.org/10.9734/arrb/2014/8184>.
- [11] Arepyeva MA, Kolbin AS, Sidorenko SV, Lawson R, Kurylev AA, et al. A mathematical model for predicting the development of bacterial resistance based on the relationship between the level of antimicrobial resistance and the volume of antibiotic consumption. *J Glob Antimicrob Resist*. 2017;8:148–156. <https://doi.org/10.1016/j.jgar.2016.11.010>.
- [12] Colijn C, Cohen T. How competition governs whether moderate or aggressive treatment minimizes antibiotic resistance. *Elife*. 2015;4:e10559. <https://doi.org/10.7554/eLife.10559>.
- [13] Gomes ALC, Galagan JE, Segre D. Resource competition may lead to effective treatment of antibiotic resistant infections. *PLoS One*. 2013;8(12):e80775. <https://doi.org/10.1371/journal.pone.0080775>.
- [14] Moo CL, Yang SK, Yusoff K, Ajat M, Thomas W, et al. Mechanisms of antimicrobial resistance (amr) and alternative approaches to overcome amr. *Curr Drug Discov Technol*. 2020;17(4):430–447. <https://doi.org/10.2174/1570163816666190304122219>.
- [15] Svara F, Rankin DJ. The evolution of plasmid-carried antibiotic resistance. *BMC Evol Biol*. 2011;11(1):130. <https://doi.org/10.1186/1471-2148-11-130>.
- [16] Gehring R, Schumm P, Youssef M, Scoglio C. A network-based approach for resistance transmission in bacterial populations. *J Theor Biol*. 2010;262(1):97–106. <https://doi.org/10.1016/j.jtbi.2009.09.002>.
- [17] Fruet C, Müller EL, Loverdo C, Bitbol AF. Spatial structure facilitates evolutionary rescue by cost-free drug resistance. *PLoS Comput Biol*. 2025;21(4):e1012861. <https://doi.org/10.1371/>

[journal.pcbi.1012861](https://doi.org/10.1093/journal.pcbi.1012861).

- [18] Goldmann DA, Weinstein RA, Wenzel RP, Tablan OC, Duma RJ, et al. Strategies to prevent and control the emergence and spread of antimicrobial-resistant microorganisms in hospitals: a challenge to hospital leadership. *Jama*. 1996;275(3):234–240. <https://doi.org/10.1001/jama.1996.03530270074035>.
- [19] Sydnor ERM, Perl TM. Hospital epidemiology and infection control in acute-care settings. *Clin Microbiol Rev*. 2011;24(1):141–173. <https://doi.org/10.1128/cmr.00027-10>.
- [20] Webb GF, D’Agata EMC, Magal P, Ruan S. A model of antibiotic-resistant bacterial epidemics in hospitals. *Proc Natl Acad Sci*. 2005;102(37):13343–13348. <https://doi.org/10.1073/pnas.0504053102>.
- [21] Banuelos S, Gulbudak H, Horn MA, Huang Q, Nandi A, et al. Investigating the impact of combination phage and antibiotic therapy: A modeling study. In: *Using Mathematics to Understand Biological Complexity: From Cells to Populations*. 2020. p. 111–134.
- [22] Lomazzi M, Moore M, Johnson A, Balasegaram M, Borisch B. Antimicrobial resistance—moving forward? *BMC Public Health*. 2019;19(1):858. <https://doi.org/10.1186/s12889-019-7173-7>.
- [23] Delpy L, Astbury CC, Aenishaenslin C, Ruckert A, Penney TL, et al. Integrated surveillance systems for antibiotic resistance in a one health context: a scoping review. *BMC Public Health*. 2024;24(1):1717. <https://doi.org/10.1186/s12889-024-19158-6>,
- [24] Gilham EL, Pearce-Smith N, Carter V, Ashiru, OD. Assessment of global antimicrobial resistance campaigns conducted to improve public awareness and antimicrobial use behaviours: a rapid systematic review. *BMC Public Health*. 2024;24(1):396. <https://doi.org/10.1186/s12889-024-17766-w>.
- [25] Elshenawy RA, Umaru N, Alharbi AB, Aslanpour Z. Antimicrobial stewardship implementation before and during the covid-19 pandemic in the acute care settings: a systematic review. *BMC Public Health*. 2023;23(1):309. <https://doi.org/10.1186/s12889-023-15072-5>.
- [26] Niewiadomska AM, Jayabalasingham B, Seidman JC, Willem L, Grenfell B, et al. Population-level mathematical modeling of antimicrobial resistance: a systematic review. *BMC Med*. 2019;17(1):81. <https://doi.org/10.1186/s12916-019-1314-9>.
- [27] Durazzi F, Pezzani M, Arieti F, Simonetti O, Canziani LM, et al. modelling antimicrobial resistance transmission to guide personalized antimicrobial stewardship interventions and infection control policies in healthcare setting: a pilot study. *Sci Rep*. 2023; 13(1):15803. <https://doi.org/10.1038/s41598-023-42511-5>
- [28] Roberts MG, Burgess S, Toombs-Ruane LJ, Benschop J, Marshall JC, et al. combining mutation and horizontal gene transfer in a within-host model of antibiotic resistance. *Math Biosci*. 2021;339:108656
- [29] Donker T, Wallinga J, Slack R, Grundmann H. hospital networks and the dispersal of hospital-acquired pathogens by patient transfer. *PLoS ONE*. 2012;7(4):e35002. <https://doi.org/10.1371/journal.pone.0035002>
- [30] Holmes AH, Moore LSP, Sundsfjord A, Steinbakk M, Regmi S, et al. Understanding the mechanisms and drivers of antimicrobial resistance. *The Lancet*. 2016;387(10014):176–187. [http://dx.doi.org/10.1016/S0140-6736\(15\)00473-0](http://dx.doi.org/10.1016/S0140-6736(15)00473-0)
- [31] Lipsitch M, Samore MH. Antimicrobial use and antimicrobial resistance: a population perspective. *Emerg Infect Dis*. 2002;8(4):347. <http://dx.doi.org/10.3201/eid0804.010312>
- [32] Regoes RR, Wiuff C, Zappala RM, Garner KN, Baquero F, et al. Pharmacodynamic functions:

- a multiparameter approach to the design of antibiotic treatment regimens. *Antimicrob Agents Chemother.* 2004;48(10):3670–3676. <https://doi.org/10.1128/aac.48.10.3670-3676.2004>
- [33] Drusano GL. Antimicrobial pharmacodynamics: critical interactions of ‘bug and drug’. *Nat Rev Microbiol.* 2004;2(4):289–300. <https://doi.org/10.1038/nrmicro862>
 - [34] Lipsitch M, Levin BR. The population dynamics of antimicrobial chemotherapy. *Antimicrob Agents Chemother.* 1997;41(2):363–373. <https://doi.org/10.1128/AAC.41.2.363>
 - [35] Otto SP, Day T. *A Biologist’s Guide to Mathematical Modeling in Ecology and Evolution.* Princeton University Press; 2011
 - [36] Zur Wiesch PA, Kouyos R, Engelstädter J, Regoes RR, Bonhoeffer S. Population biological principles of drug-resistance evolution in infectious diseases. *Lancet Infect Dis.* 2011;11(3):236–247 (2011). [http://dx.doi.org/10.1016/S1473-3099\(10\)70264-4](http://dx.doi.org/10.1016/S1473-3099(10)70264-4)
 - [37] Almutairy B. Extensively and multidrug-resistant bacterial strains: case studies of antibiotics resistance. *Front Microbiol.* 2024;15:1381511. <https://doi.org/10.3389/fmicb.2024.1381511>.
 - [38] Allen LJS. *An Introduction to Stochastic Processes with Applications to Biology.* 2nd ed. CRC press; 2010.
 - [39] Gillespie DT. Exact stochastic simulation of coupled chemical reactions. *J Phys Chem.* 1997;81(25):2340–2361. <https://doi.org/10.1063/1.2710253>
 - [40] Macal CM, North MJ. Tutorial on agent-based modeling and simulation. *Proc Winter Simul Conf.* 2005: 14–pp. <https://doi.org/10.1109/WSC.2005.1574234>
 - [41] Techitnutsarut P, Chamchod F. Modeling bacterial resistance to antibiotics: bacterial conjugation and drug effects. *Adv Differ Equ.* 2021;1:290. <https://doi.org/10.1186/s13662-021-03423-8>.
 - [42] Tricco AC, Lillie E, Zarin W, O’Brien KK, Colquhoun H, et al. PRISMA extension for scoping reviews (PRISMA-ScR): checklist and explanation. *Ann Intern Med.* 2018;169(7):467–473. <https://doi.org/10.7326/M18-0850>.
 - [43] Sacks HS, Berrier J, Reitman D, Ancona-Berk VA, Chalmers TC. Meta-analyses of randomized controlled trials. *N Engl J Med.* 1987;316(8):450–455. doi:10.1056/NEJM198702193160806.
 - [44] Arksey H, O’malley L. Scoping studies: towards a methodological framework. *Int J Soc Res Methodol.* 2005;8(1):19–32. <https://doi.org/10.1080/1364557032000119616>.
 - [45] Levac D, Colquhoun H, O’Brien KK. Scoping studies: advancing the methodology. *Implementation Sci.* 2010; 5(1):69. <https://doi.org/10.1186/1748-5908-5-69>.
 - [46] Peters MDJ, Godfrey C, McInerney P, Munn Z, Tricco AC, et al. Scoping reviews. *BI Man Evid Synth.* 2020;10:10–46658. <https://doi.org/10.46658/JBIMES-20-12>.
 - [47] Mansour MBA. Stochastic modeling of bacterial population growth with antimicrobial resistance. *J Stat Phys.* 2023;190(8):144. <https://doi.org/10.1007/s10955-023-03157-9>.
 - [48] Tindall M, Chappell MJ, Yates JWT. The ingredients for an antimicrobial mathematical modelling broth. *Int J Antimicrob Agents.* 2022;60(4):106641. <https://doi.org/10.1016/j.ijantimicag.2022.106641>.
 - [49] Lepper HC, Woolhouse MEJ, Van Bunnik BAD. The role of the environment in dynamics of antibiotic resistance in humans and animals: A modelling study. *Antibiotics.* 2022; 11(10):1361. <https://doi.org/10.3390/antibiotics11101361>.
 - [50] Romero-Leiton JP, Peterson A, Aguirre P, Acharya K, Nasri B. Assessing the impact of mutations and horizontal gene transfer on the antimicrobial resistance and its control: a mathematical

model. *Comput Appl Math*. 2024;44(2):82. <https://doi.org/10.1007/s40314-024-03043-4>.

- [51] Nande A, Hill AL. The risk of drug resistance during long-acting antimicrobial therapy. *Proc R Soc B*. 2022;289(1986):2022144. <https://doi.org/10.1098/rspb.2022.1444>.
- [52] Ali A, Imran M, Sial S, Khan A. Effective antibiotic dosing in the presence of resistant strains. *PLoS One*. 2022;17(10):e0275762. <https://doi.org/10.1371/journal.pone.0275762>.
- [53] Nashebi R, Sari M, Kotil SE. Mathematical modelling of antibiotic interaction on evolution of antibiotic resistance: an analytical approach. *PeerJ*. 2024;12:e16917. <https://doi.org/10.7717/peerj.16917>.
- [54] Mushanyu J. Mathematical modelling of community acquired antibiotic resistant infections. *Inform Med Unlocked*. 2024;45:101452. <https://doi.org/10.1016/j.imu.2024.101452>.
- [55] Malik B, Bhattacharyya S. Antibiotic drug-resistance as a complex system driven by socio-economic growth and antibiotic misuse. *Sci Rep*. 2019;9(1):9788. <https://doi.org/10.1038/s41598-019-46078-y>.
- [56] Scire J, Hozé N, Uecker H. Aggressive or moderate drug therapy for infectious diseases? trade-offs between different treatment goals at the individual and population levels. *PLoS Comput Biol*. 2019;15(8):e1007223. <https://doi.org/10.1371/journal.pcbi.1007223>.
- [57] Zwanzig M, Harrison E, Brockhurst MA, Hall JPJ, Berendonk TU, et al. Mobile compensatory mutations promote plasmid survival. *Msystems*. 2019;4(1):10–1128. <https://doi.org/10.1128/msystems.00186-18>.
- [58] Djidjou-Demasse R, Alizon S, Sofonea MT. Within-host bacterial growth dynamics with both mutation and horizontal gene transfer. *J Math Biol*. 2021;82(3):16. <https://doi.org/10.1007/s00285-021-01571-9>.
- [59] Roberts MG, Burgess S, Toombs-Ruane LJ, Benschop J, Marshall JC, et al. Combining mutation and horizontal gene transfer in a within-host model of antibiotic resistance. *Math Biosci*. 2021;339:108656. <https://doi.org/10.1016/j.mbs.2021.108656>.
- [60] Aulin LBS, Liakopoulos A, Van der Graaf PH, Rozen DE, Van Hasselt JGC. Design principles of collateral sensitivity-based dosing strategies. *Nat Commun*. 2021;12(1):5691. <https://doi.org/10.1038/s41467-021-25927-3>.
- [61] Witzany C, Regoes RR, Igler C. Assessing the relative importance of bacterial resistance, persistence and hyper-mutation for antibiotic treatment failure. *Proc R Soc B*. 2022;289(1986):20221300. <https://doi.org/10.1098/rspb.2022.1300>.
- [62] Tan HM, Lall AC, Keppo J, Chen SL. Evaluation of a new antiresistive strategy to manage antibiotic resistance. *J Glob Antimicrob Resist*. 2023;33:368–375. <https://doi.org/10.1016/j.jgar.2023.03.006>.
- [63] Malik B, Bhattacharyya S,. A stochastic model of antibiotic misuse, economy, and drug resistance: relating mutant extinction probability to socioeconomic and epidemiological factors. *Math Comput Model Dyn Syst*. 2023;29(1):236–264. <https://doi.org/10.1080/13873954.2023.2244175>.
- [64] Pearl MS, Goyal A, Gore J. Community interactions drive the evolution of antibiotic tolerance in bacteria. *Proc Natl Acad Sci*. 2023;120(3):e2209043119. <https://doi.org/10.1073/pnas.2209043119>.
- [65] Stevanovic M, Carvalho JPT, Bittihn P, Schultz D. Dynamical model of antibiotic responses linking expression of resistance genes to metabolism explains emergence of heterogeneity during drug exposures. *Phys Biol*. 2024;21(3):036002. <https://doi.org/10.1088/1478-3975/ad2d64>.

- [66] Freire, T.F.A., Hu, Z., Wood, K.B., Gjini, E.: Modeling spatial evolution of multi-drug resistance under drug environmental gradients. *PLoS Comput Biol.* 2024;20(5):e1012098. <https://doi.org/10.1371/journal.pcbi.1012098>.
- [67] Windels EM, Cool L, Persy E, Swinnen J, Matthay P, et al. Antibiotic dose and nutrient availability differentially drive the evolution of antibiotic resistance and persistence. *ISME J.* 2024;18(1):wrae070. <https://doi.org/10.1093/ismejo/wrae070>.
- [68] Czuppon P, Day T, Débarre F, Blanquart F. A stochastic analysis of the interplay between antibiotic dose, mode of action, and bacterial competition in the evolution of antibiotic resistance. *PLoS Comput Biol.* 2023;19(8):e1011364. <https://doi.org/10.1371/journal.pcbi.1011364>.
- [69] Marrec L, Bitbol AF. Resist or perish: fate of a microbial population subjected to a periodic presence of antimicrobial. *PLoS Comput Biol.* 2020;16(4):e1007798. <https://doi.org/10.1371/journal.pcbi.1007798>.
- [70] Roberts PA, Huebinger RM, Keen E, Krachler AM, Jabbari S. Mathematical model predicts anti-adhesion–antibiotic–debridement combination therapies can clear an antibiotic resistant infection. *PLoS Comput Biol.* 2019;15(7):e1007211. <https://doi.org/10.1371/journal.pcbi.1007211>.
- [71] Rodriguez-Gonzalez RA, Leung CY, Chan BK, Turner PE, Weitz JS. Quantitative models of phage-antibiotic combination therapy. *MSystems.* 2020;5(1):10–1128. <https://doi.org/10.1128/msystems.00756-19>.
- [72] Krieger MS, Denison CE, Anderson TL, Nowak MA, Hill AL. Population structure across scales facilitates coexistence and spatial heterogeneity of antibiotic-resistant infections. *PLoS Comput Biol.* 2020;16(7):e1008010. <https://doi.org/10.1371/journal.pcbi.1008010>.
- [73] Kuosmanen T, Cairns J, Noble R, Beerenwinkel N, Mononen T, et al. Drug-induced resistance evolution necessitates less aggressive treatment. *PLoS Comput Biol.* 2021;17(9):e1009418. <https://doi.org/10.1371/journal.pcbi.1009418>.
- [74] McLeod DV, Gandon S. Understanding the evolution of multiple drug resistance in structured populations. *Elife.* 2021;10:e65645. <https://doi.org/10.7554/eLife.65645>.
- [75] Mann-Manyombe ML, Mendy A, Seydi O, Djidjou-Demasse R. Linking within-and between-host scales for understanding the evolutionary dynamics of quantitative antimicrobial resistance. *J Math Biol.* 2023;87(6):78. <https://doi.org/10.1007/s00285-023-02008-1>.
- [76] Huo X. Modeling antibiotic use strategies in intensive care units: comparing de-escalation and continuation. *Bull Math Biol.* 2020;82(1):6. <https://doi.org/10.1007/s11538-019-00686-x>.
- [77] Smith DRM, Temime L, Opatowski L. Microbiome-pathogen interactions drive epidemiological dynamics of antibiotic resistance: a modeling study applied to nosocomial pathogen control. *Elife.* 2021;10:e68764. <https://doi.org/10.7554/eLife.68764>.
- [78] Ibargüen-Mondragón E, Romero-Leiton JP, Esteva L, Gómez MC, Hidalgo-Bonilla SP. Stability and periodic solutions for a model of bacterial resistance to antibiotics caused by mutations and plasmids. *Appl Math Model.* 2019;76:238–251. <https://doi.org/10.1016/j.apm.2019.06.017>.
- [79] Leclerc QJ, Lindsay JA, Knight GM. Modelling the synergistic effect of bacteriophage and antibiotics on bacteria: Killers and drivers of resistance evolution. *PLoS Comput Biol.* 2022;18(11):e1010746. <https://doi.org/10.1371/journal.pcbi.1010746>.
- [80] Martínez-López N, Vilas C, García MR. A birth–death model to understand bacterial antimicrobial heteroresistance from time-kill curves. *Math Biosci.* 2024;376:109278. <https://doi.org/10.1016/j.mbs.2024.109278>.

- [81] Cheng, Z., Jia, H., Sun, J., Wang, Y., Zhou, S., Jin, K., Zhang, M., Wang, J.: Multiple transmission routes in nosocomial bacterial infections—a modeling study. *Commun Nonlinear Sci Numer Simul.* 2024;139:108265. <https://doi.org/10.1016/j.cnsns.2024.108265>.
- [82] Brauer F, Castillo-Chavez C. *Mathematical Models in Population Biology and Epidemiology*, 2nd edn., New York: Springer; 2012.
- [83] Lehtinen S, Blanquart F, Croucher NJ, Turner P, Lipsitch M, et al. Evolution of antibiotic resistance is linked to any genetic mechanism affecting bacterial duration of carriage. *Proc Natl Acad Sci.* 2017;114(5):1075–1080. <https://doi.org/10.1073/pnas.1617849114>.
- [84] Dureau J, Kalogeropoulos K, Baguelin M. Capturing the time-varying drivers of an epidemic using stochastic dynamical systems. *Biostatistics.* 2013;14(3):541–555. <https://doi.org/10.1093/biostatistics/kxs052>.
- [85] Shampine LF, Reichelt MW. The matlab ode suite. *SIAM J Sci Comput.* 1997;18(1):1–22. <https://doi.org/10.1137/S1064827594276424>.
- [86] Soetaert K, Petzoldt T, Setzer RW. Solving differential equations in r: package desolve. *J Stat Softw.* 2010;33(9):1–25. <https://doi.org/10.18637/jss.v033.i09>.
- [87] Virtanen P, Gommers R, Oliphant TE, Haberland M, Reddy T, et al. Scipy 1.0: fundamental algorithms for scientific computing in python. *Nat Methods.* 2020;17(3):261–272. <https://doi.org/10.1038/s41592-019-0686-2>.
- [88] Laxminarayan R, Duse A, Wattal C, Zaidi AKM, Wertheim HFL, et al. Antibiotic resistance—the need for global solutions. *Lancet Infect Dis.* 2013;13(12):1057–1098. [https://doi.org/10.1016/S1473-3099\(13\)70318-9](https://doi.org/10.1016/S1473-3099(13)70318-9).
- [89] Grundmann H, Klugman KP, Walsh T, Ramon-Pardo P, Sigauque B, et al. A framework for global surveillance of antibiotic resistance. *Drug Resist Updat.* 2011;14(2):79–87. <https://doi.org/10.1016/j.drug.2011.02.007>.
- [90] Booton RD, Meeyai A, Alhusein N, Buller H, Feil E, et al. One Health drivers of antibacterial resistance: quantifying the relative impacts of human, animal and environmental use and transmission. *One Health.* 2021;12:100220. <https://doi.org/10.1016/j.onehlt.2021.100220>.
- [91] Morel CM, Alm RA, Årdal C, Bandera A, Bruno GM, et al. A one health framework to estimate the cost of antimicrobial resistance. *Antimicrob Resist Infect Control.* 2020;9(1):187. <https://doi.org/10.1186/s13756-020-00822-6>
- [92] White A, Hughes JM. Critical importance of a one health approach to antimicrobial resistance. *EcoHealth.* 2019;16(3):404–409. <https://doi.org/10.1007/s10393-019-01415-5>.
- [93] Tetteh JNA, Matthäus F, Hernandez-Vargas EA. A survey of within-host and between-hosts modelling for antibiotic resistance. *Biosystems.* 2020;196:104182. <https://doi.org/10.1016/j.biosystems.2020.104182>.
- [94] Liu F, Luo Y, Xu T, Lin H, Qiu Y, et al. Current examining methods and mathematical models of horizontal transfer of antibiotic resistance genes in the environment. *Front Microbiol.* 2024;15:1371388. <https://doi.org/10.3389/fmicb.2024.1371388>.
- [95] Martinez JL, Baquero F. Mutation frequencies and antibiotic resistance. *Antimicrob Agents Chemother.* 2000;44(7):1771–1777. <https://doi.org/10.1128/aac.44.7.1771-1777.2000>.
- [96] Dimitriu T. Evolution of horizontal transmission in antimicrobial resistance plasmids. *Microbiology.* 2022;168(7):001214. <https://doi.org/10.1099/mic.0.001214>.
- [97] MacLean RC, San Millan A. Microbial evolution: towards resolving the plasmid paradox.

Current Biology. 2015;25(17):R764–R767. <http://dx.doi.org/10.1016/j.cub.2015.07.006>.

- [98] Rodríguez-Gascón A, Solinís MÁ, Isla A. The role of PK/PD analysis in the development and evaluation of antimicrobials. *Pharmaceutics*. 2021;13(6):833. <https://doi.org/10.3390/pharmaceutics13060833>.
- [99] Velkov T, Bergen PJ, Lora-Tamayo J, Landersdorfer CB, Li J. PK/PD models in antibacterial development. *Curr Opin Microbiol*. 2013;16(5):573–579. <https://doi.org/10.1016/j.mib.2013.06.010>.
- [100] Melnyk AH, Wong A, Kassen R. The fitness costs of antibiotic resistance mutations. *Evol Appl*. 2015;8(3):273–283. <https://doi.org/10.1111/eva.12196>.
- [101] Vanacker M, Lenuzza N, Rasigade JP. The fitness cost of horizontally transferred and mutational antimicrobial resistance in *Escherichia coli*. *Front Microbiol*. 2023;14:1186920. <https://doi.org/10.3389/fmicb.2023.1186920>.
- [102] Gjini E, Brito PH. Integrating antimicrobial therapy with host immunity to fight drug-resistant infections: classical vs. adaptive treatment. *PLoS Comput Biol*. 2016;12(4):e1004857. <https://doi.org/10.1371/journal.pcbi.1004857>.
- [103] Handel A, Margolis E, Levin BR. Exploring the role of the immune response in preventing antibiotic resistance. *J Theor Biol*. 2009;256(4):655–662. <https://doi.org/10.1016/j.jtbi.2008.10.025>.
- [104] Real LA, Biek R. Spatial dynamics and genetics of infectious diseases on heterogeneous landscapes. *J R Soc Interface*. 2007;4(16):935–948. <https://doi.org/10.1098/rsif.2007.1041>.
- [105] Chen S, Sanderson MW, White BJ, Amrine DE, Lanzas C. Temporal-spatial heterogeneity in animal-environment contact: implications for the exposure and transmission of pathogens. *Scientific reports*. 2013;3(1):3112. <https://doi.org/10.1038/srep03112>.
- [106] Basak S, Singh P, Rajurkar M. Multidrug resistant and extensively drug resistant bacteria: a study. *J Pathog*. 2016;2016(1):4065603. <https://doi.org/10.1155/2016/4065603>.
- [107] Hsia Y, Lee BR, Versporten A, Yang Y, Bielicki J, et al. Use of the who access, watch, and reserve classification to define patterns of hospital antibiotic use (aware): an analysis of paediatric survey data from 56 countries. *Lancet Glob Health*. 2019;7(7):e861–e871. [https://doi.org/10.1016/S2214-109X\(19\)30071-3](https://doi.org/10.1016/S2214-109X(19)30071-3).
- [108] Goossens H, Ferech M, Vander Stichele R, Elseviers M. Outpatient antibiotic use in Europe and association with resistance: a cross-national database study. *The Lancet*. 2005;365(9459):579–587. [https://doi.org/10.1016/S0140-6736\(05\)17907-0](https://doi.org/10.1016/S0140-6736(05)17907-0).
- [109] Spicknall IH, Foxman B, Marrs CF, Eisenberg JNS. A modeling framework for the evolution and spread of antibiotic resistance: literature review and model categorization. *Am J Epidemiol*. 2013;178(4):508–520. <https://doi.org/10.1093/aje/kwt017>.
- [110] Savoldi A, Carrara E, Piddock LJV, Franceschi F, Ellis S, et al. The role of combination therapy in the treatment of severe infections caused by carbapenem resistant gram-negatives: a systematic review of clinical studies. *BMC Infect Dis*. 2021;21(1):545. <https://doi.org/10.1186/s12879-021-06253-x>.
- [111] Burki TK. Superbugs: an arms race against bacteria. *Lancet Respir Med*. 2018;6(9):668. [https://doi.org/10.1016/S2213-2600\(18\)30271-6](https://doi.org/10.1016/S2213-2600(18)30271-6).
- [112] Bank W. Drug-resistant infections: a threat to our economic future. *World Bank*. 2017;2:1–132.
- [113] Bloom G, Merrett GB, Wilkinson A, Lin V, Paulin S. Antimicrobial resistance and universal

- health coverage. *BMJ Glob Health*. 2017;2(4). <https://doi.org/10.1136/bmjgh-2017-000518>.
- [114] King DA. The scientific impact of nations. *Nature*. 2004;430(6997):311–316. <https://doi.org/10.1038/430311a>.
- [115] Bhaumik S, Jagnoor J. Diversity in the editorial boards of global health journals. *BMJ Glob Health*. 2019;4(5):e001909. <http://dx.doi.org/10.1136/bmjgh-2019-001909>.
- [116] The World Bank. Research and development expenditure (% of GDP). <https://data.worldbank.org/indicator/GB.XPD.RSDV.GD.ZS>. Accessed 23 Mar 2025.
- [117] Agbeyangi A, Suleman H. Advances and challenges in low-resource-environment software systems: A survey. In: *Informatics*. 2024;11(4):90. MDPI. <https://doi.org/10.3390/informatics11040090>.
- [118] Van Zyl C, Badenhorst M, Hanekom S, Heine M. Unravelling ‘low-resource settings’: a systematic scoping review with qualitative content analysis. *BMJ Glob Health*. 2021;6(6). <http://dx.doi.org/10.1136/bmjgh-2021-005190>.
- [119] World Health Organization. WHO Bacterial Priority Pathogens List, 2024: Bacterial Pathogens of Public Health Importance, to Guide Research, Development, and Strategies to Prevent and Control Antimicrobial Resistance. World Health Organization, 2024.
- [120] CDC. Antibiotic Resistance Threats in the United States, 2019. Atlanta, GA:U.S. Department of Health and Human Services, CDC; 2019.
- [121] World Health Organization, et al. Global action plan on antimicrobial resistance. In: *Global Action Plan on Antimicrobial Resistance*. 2015.
- [122] Lyman M, Forsberg K, Sexton DJ, Chow NA, Lockhart SR, et al. Worsening spread of candida auris in the united states, 2019 to 2021. *Ann Intern Med*. 2023;176(4):489–495. <https://doi.org/10.7326/M22-3469>.
- [123] Anderson M, Clift C, Schulze K, Sagan A, Nahrgang S, et al. Averting the AMR crisis: What are the avenues for policy action for countries in europe? *Eur Observatory Health Syst Polic*. 2019;32:1–38. https://www.ncbi.nlm.nih.gov/books/NBK543406/pdf/Bookshelf_NBK543406.pdf.
- [124] Lekagul A, Tangcharoensathien V, Yeung S. Patterns of antibiotic use in global pig production: a systematic review. *Vet Anim Sci*. 2019;7:100058. <https://doi.org/10.1016/j.vas.2019.100058>.
- [125] Hao H, Cheng G, Iqbal Z, Ai X, Hussain HI, et al. Benefits and risks of antimicrobial use in food-producing animals. *Front Microbiol*. 2014;5:288. <https://doi.org/10.3389/fmicb.2014.00288>.
- [126] Van Boeckel TP, Brower C, Gilbert M, Grenfell BT, Levin SA, et al. Global trends in antimicrobial use in food animals. *Proc Natl Acad Sci*. 2015;112(18):5649–5654. <https://doi.org/10.1073/pnas.1503141112>.
- [127] Cusumano G, Flores GA, Venanzoni R, Angelini P. The impact of antibiotic therapy on intestinal microbiota: Dysbiosis, antibiotic resistance, and restoration strategies. *Antibiotics*. 2025;14(4):371. <https://doi.org/10.3390/antibiotics14040371>
- [128] Shayista H, Prasad MNN, Raj SN, Prasad A, Lakshmi S, et al. Complexity of antibiotic resistance and its impact on gut microbiota dynamics. *Eng Microbiol*. 2025;5(1):100187. <https://doi.org/10.1016/j.engmic.2024.100187>