

Magnetically Induced Transparency-Absorption and Normal-Anomalous Dispersion Characteristics of ^{87}Rb Medium or Any J-Type Configuration Atomic Vapors Subject to a Vector Magnetic Field and a Weak Resonant Pump

Hayk L. Gevorgyan^{1,2,3,4*}

¹*Quantum Technologies Division, Alikhanyan National Laboratory (Yerevan Physics Institute),
2 Alikhanyan Brothers St., 0036 Yerevan, Armenia*

²*Experimental Physics Division, Alikhanyan National Laboratory (Yerevan Physics Institute),
2 Alikhanyan Brothers St., 0036 Yerevan, Armenia*

³*Matinyan Center for Theoretical Physics, Alikhanyan National Laboratory (Yerevan Physics Institute),
2 Alikhanyan Brothers St., 0036 Yerevan, Armenia*

⁴*Laboratory of Theoretical Physics, Institute for Physical Research,
Armenian National Academy of Sciences, Ashtarak-2, 0203, Armenia**

(Dated: January 6, 2026)

We have developed an analytical framework for magnetically induced transparency-absorption (MITA) and normal-anomalous dispersion (MINAD) in a weakly driven ^{87}Rb vapor, or any J-type three-level system, under a vector magnetic field. By solving the Bloch equations in the stationary, quasi-stationary, and short-pulse regimes, we obtained closed-form expressions for the atomic populations and coherences and identified a bifurcation in the oscillatory dynamics at zero longitudinal Zeeman splitting. The Fourier-domain analysis reveals alternating transparency/absorption and normal/anomalous dispersion with frequency-dependent sign reversals, enabling spectrally selective filtering and group-delay effects. Slow oscillatory behavior in the radio-frequency range makes the system suitable for weak magnetic-field sensing, while fast oscillations at optical frequencies suggest applications in spectral filtering and frequency-comb-like signal shaping. The results provide a theoretical basis for experimental observation of MITA/MINAD and for optimizing atomic-vapor platforms for precision magnetometry and related photonic functionalities.

I. INTRODUCTION

Resonant nonlinear magneto-optical effects (NMOEs) in atoms have wide applications, including medicine, spectroscopy and precision metrology, geophysics and geology, quantum and optical technologies, fundamental physics [1], navigation and space applications [2–5], etc. This research field primarily focuses on two directions: optical pumping and optical probing [1]. Since we study the influence of light on the medium, the former is the focus of the present paper.

Due to their high sensitivity, optically pumped magnetometers are promising candidates for the detection of weak magnetic fields. Several all-optical techniques have been developed for this purpose [2, 3, 6]; however, only a few of them enable vector magnetic field measurements [7, 8], typically requiring the use of two laser fields. The influence of a transverse magnetic field on absorption and fluorescence spectra has attracted growing interest and has been investigated both theoretically and experimentally [9–14].

In Refs. [9, 10], the influence of a magnetic field on laser field absorption is investigated experimentally, where a reduction in absorption is referred to as magnetic-field-induced transparency (MIT) — in analogy with electromagnetically induced transparency (EIT) [15, 16]. However, there is a fundamental difference between MIT

and EIT: in MIT, transparency arises from atomic population redistribution in the ground state caused by a transverse magnetic field, whereas EIT results from destructive interference between two absorption pathways of the probe field.

In the present paper, we investigate the *weak excitation* or *weak light regime* of magnetic-field-assisted optical pumping of ^{87}Rb atoms. Both transverse and longitudinal magnetic field components are considered, i.e., a vector magnetic field. In this regime, the Bloch equations decouple, allowing for an analytical solution. For simplicity, we assume resonant excitation, although an analytical solution in the off-resonant case also appears feasible; this will be addressed in future work and compared with the results presented here. We address separated three-level system with schematic J-type configuration¹ Fig. 1 of relevant atomic levels, where $|1\rangle$ and $|2\rangle$ are Zeeman sublevels within the same ground hyperfine state with the same total angular momentum F but different magnetic quantum numbers m_F and $m_F + 1$. $|3\rangle$ is a sublevel of an excited hyperfine state with total angular momentum $F' = F + 1$. As usual, a right-circularly polarized light, being carrier of photon angular momentum \hbar per photon, drives $\Delta m = 1$ transition from $|2\rangle$ to $|3\rangle$. For experimental purpose, an example of ^{87}Rb D_2 line cyclic transition can be numerically analyzed [17]. The analytical solution of Bloch equations provides ultimate guide for experimentalists in study of behavior

* hayk.gevorgyan@aanl.am

¹ It resembles the letter “J.”

of coherences and populations of the system in *stationary*, *quasi-stationary*, and *short-pulse regimes*. Moreover, observation of light absorption coefficient using expressions for $\Im(\rho_{32})$, one can know how to measure magnetic fields, even weak ones. Likewise, for certain parameters $\Omega, \Delta_L, \Delta_2, L_g, \Gamma$, *magnetically-induced transparency* can be detected.

II. THEORETICAL MODEL

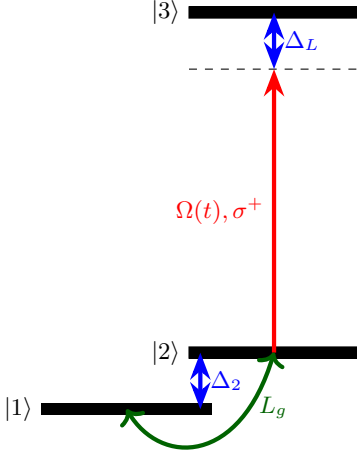


FIG. 1. Schematic configuration

In the context of the rotating wave approximation (RWA), the interaction Hamiltonian of a three-level system subjected to both optical and magnetic fields, as illustrated in Figure (1), takes the following form in the rotating frame:

$$H = \hbar\Delta_L\sigma_{33} + \hbar\Delta_2\sigma_{22} - \hbar(\Omega\sigma_{32} + L_g\sigma_{21} + H.c.), \quad (1)$$

where $\Delta_L \triangleq \omega_{32} - \omega_L$ and Ω represent the detuning and Rabi frequency of the optical field, respectively, which interacts with the transition $|2\rangle \rightarrow |3\rangle$. The term $\Delta_2 = \mu_0 g B_z / \hbar$ corresponds to the Zeeman effect caused by the longitudinal magnetic field B_z , reflecting the energy difference between the split states $|1\rangle$ and $|2\rangle$. Additionally, $L_g = \mu_0 g B_x / \hbar$ is the Larmor frequency associated with the transverse component of the magnetic field B_x , which can induce transitions between the states $|1\rangle \leftrightarrow |2\rangle$.

According to the Liouville-von Neumann equation

$$\dot{\rho} = \frac{i}{\hbar}[\rho, H] - \frac{1}{2}\{\Gamma, \rho\} + \Lambda, \quad (2)$$

the time evolution of the density matrix elements ρ_{ij} of a quantum system (1) is given by the optical Bloch equa-

tions for the population

$$\dot{\rho}_{11} = i(L_g^*\rho_{21} - L_g\rho_{12}) + \Gamma_2\rho_{22} + \Gamma_{31}\rho_{33} - \Gamma_2\rho_{11}, \quad (3a)$$

$$\begin{aligned} \dot{\rho}_{22} = & i(L_g\rho_{12} - L_g^*\rho_{21} + \Omega^*\rho_{32} - \Omega\rho_{23}) - \Gamma_2\rho_{22} + \\ & + \Gamma_{32}\rho_{33} - \Gamma_2\rho_{11}, \end{aligned} \quad (3b)$$

$$\dot{\rho}_{33} = i(\Omega\rho_{23} - \Omega^*\rho_{32}) - \Gamma_3\rho_{33}, \quad (3c)$$

and the coherence

$$\dot{\rho}_{21} = (-i\Delta_2 - \gamma_{21})\rho_{21} - iL_g(\rho_{22} - \rho_{11}) + i\Omega^*\rho_{31}, \quad (4a)$$

$$\dot{\rho}_{31} = (-i\Delta_L - \gamma_{31})\rho_{31} + i\Omega\rho_{21} - iL_g\rho_{32}, \quad (4b)$$

$$\begin{aligned} \dot{\rho}_{32} = & (-i(\Delta_L - \Delta_2) - \gamma_{32})\rho_{32} + i\Omega\rho_{22} - \\ & - iL_g^*\rho_{31} - i\Omega\rho_{33}, \end{aligned} \quad (4c)$$

dynamics, where $\Gamma_3 \triangleq \Gamma_{31} + \Gamma_{32}$ is the total decay rate of the excited state (one may take $\Gamma_{31} = \Gamma_{32} = \Gamma_3/2 \triangleq \Gamma$), $\Gamma_2 \triangleq \Gamma_{21}$ and decoherence rates are always equal $\gamma_{31} = \gamma_{32} = \Gamma$.

Let's consider that $\Gamma_2 = \gamma_{21} = \Delta_L \approx 0$, the optical and the magnetic fields are in phase $\Omega^* = \Omega$, $L_g^* = L_g$; and the system is in a *weak excitation regime*: $\rho_{33}, \rho_{31}, \rho_{32} \approx 0$. The latter leads to the case $\dot{\rho}_{33} \approx 0$ and $n_1 + n_2 \approx 0$, where $\rho_{11}(t = -\infty) \triangleq n_1$ and $\rho_{22}(t = -\infty) \triangleq n_2$ are the initial populations of states $|1\rangle$ and $|2\rangle$, respectively. The optical Bloch equations (3) and (4) are now presented in their final form for the dynamics of populations

$$\dot{\rho}_{11} = -2L_g\Im(\rho_{21}), \quad (5a)$$

$$\dot{\rho}_{21} = -i\Delta_2\rho_{21} - iL_g(1 - 2\rho_{11}), \quad (5b)$$

and coherences

$$\dot{\rho}_{31} = -\Gamma\rho_{31} - iL_g\rho_{32} + i\Omega\rho_{21}, \quad (6a)$$

$$\dot{\rho}_{32} = -iL_g\rho_{31} + (i\Delta_2 - \Gamma)\rho_{32} + i\Omega\rho_{22}. \quad (6b)$$

III. DERIVATION METHOD

Here, we use the following derivation method

1. Eqs. (5) and (6) are reformulated into the system of equations (7) and (8) with the real variables:

$$\dot{u}_1 = -2L_g w_1, \quad (7a)$$

$$\dot{v}_1 = \Delta_2 w_1, \quad (7b)$$

$$\dot{w}_1 = 2L_g u_1 - \Delta_2 v_1 - L_g, \quad (7c)$$

where $u_1 \triangleq \rho_{11}$, $v_1 \triangleq \Re(\rho_{21})$, $w_1 \triangleq \Im(\rho_{21})$,

$$\dot{u}_2 = -\Gamma u_2 + L_g m_2 - \Omega w_1, \quad (8a)$$

$$\dot{v}_2 = -\Gamma v_2 - L_g w_2 + \Omega v_1, \quad (8b)$$

$$\dot{w}_2 = L_g v_2 - \Gamma w_2 - \Delta_2 m_2, \quad (8c)$$

$$\dot{m}_2 = -L_g u_2 + \Delta_2 w_2 - \Gamma m_2 + \Omega(1 - u_1), \quad (8d)$$

where $u_2 \triangleq \Re(\rho_{31})$, $v_2 \triangleq \Im(\rho_{31})$, $w_2 \triangleq \Re(\rho_{32})$, $m_2 \triangleq \Im(\rho_{32})$.

2. Since Eq. (7) is full-fledged in the sense that it forms a closed system of equations for the variables u_1 , v_1 and w_1 , it can be solved separately from Eq. (8). Hence, Eqs. (7) and (8) are solved separately treated as two separate matrix differential equations. The first, inhomogeneous matrix differential equation with time independent inhomogeneity ($-L_g$ in Subeq. (7c)) is solved using the eigenvector method and the variation of constants. The second, inhomogeneous matrix differential equation is solved using the eigenvector method for its homogeneous part and is extended for the whole matrix differential equation using the variation of constants to account for the time-dependent inhomogeneity due to “unknown” time dependences $u_1(t)$, $v_1(t)$, $w_1(t)$, i.e., $\rho_{11}(t)$, $\rho_{21}(t)$, and $\Omega(t)$ in the case of short-pulse regime (see Sec. VE). Then, actually known dependences $u_1(t)$, $v_1(t)$, $w_1(t)$, solutions from Eq. (7), are placed in the solved dynamics of (8).

IV. SOLUTION FOR POPULATIONS

A solution of Eq. (7) gives

$$\rho_{11} = \frac{2L_g^2}{\alpha^2} + \frac{\Delta_2}{2L_g} f_1 - \frac{2L_g}{\alpha} (f_2 \sin \alpha t + f_3 \cos \alpha t), \quad (9a)$$

$$\rho_{21} = -\frac{\Delta L_g}{\alpha^2} + f_1 + \frac{\Delta_2}{\alpha} f_2 \sin \alpha t + \frac{\Delta_2}{\alpha} f_3 \cos \alpha t + i [f_2 \cos \alpha t - f_3 \sin \alpha t], \quad (9b)$$

$$f_1 = \frac{4L_g^2}{\alpha^2} \Re(\rho_{21}(0)) + \frac{2\Delta_2 L_g}{\alpha^2} \rho_{11}(0),$$

$$f_2 = \Im(\rho_{21}(0)),$$

$$f_3 = \frac{L_g}{\alpha} + \frac{\Delta_2}{\alpha} \Re(\rho_{21}(0)) - \frac{2L_g}{\alpha} \rho_{11}(0).$$

For the initial conditions $\rho_{11}(0) = 1$ and $\rho_{21}(0) = 0$, we get that $f_1 = \frac{2\Delta_2 L_g}{\alpha^2}$, $f_2 = 0$, $f_3 = -\frac{L_g}{\alpha}$ and the solution has the following form

$$\rho_{11} = 1 - \frac{2L_g^2}{\alpha^2} + \frac{2L_g^2}{\alpha^2} \cos \alpha t, \quad (10a)$$

$$\rho_{21} = \frac{\Delta_2 L_g}{\alpha^2} - \frac{\Delta_2 L_g}{\alpha^2} \cos \alpha t + i \frac{L_g}{\alpha} \sin \alpha t, \quad (10b)$$

where $\alpha \triangleq \sqrt{4L_g^2 + \Delta_2^2}$.

V. SOLUTION FOR COHERENCES

In the matrix form, Eq. (8) reads as

$$\dot{X} = AX + B(t),$$

$$A = \begin{bmatrix} -\Gamma & 0 & 0 & L_g \\ 0 & -\Gamma & -L_g & 0 \\ 0 & L_g & -\Gamma & -\Delta_2 \\ -L_g & 0 & \Delta_2 & -\Gamma \end{bmatrix}, \quad B(t) = \begin{bmatrix} -\Omega(t)\Im(\rho_{21}(t)) \\ \Omega(t)\Re(\rho_{21}(t)) \\ 0 \\ \Omega(t)\rho_{22}(t) \end{bmatrix}. \quad (11)$$

A. Case of $\Delta_2 = 0$

Eigenvector method gives

$$X = \begin{bmatrix} \Re(\rho_{31}) \\ \Im(\rho_{31}) \\ \Re(\rho_{32}) \\ \Im(\rho_{32}) \end{bmatrix} = e^{-\Gamma t} \begin{bmatrix} d_1(t) \sin L_g t + d_3(t) \cos L_g t \\ d_2(t) \sin L_g t + d_4(t) \cos L_g t \\ d_4(t) \sin L_g t - d_2(t) \cos L_g t \\ -d_3(t) \sin L_g t + d_1(t) \cos L_g t \end{bmatrix}$$

$$= e^{-\Gamma t} \begin{bmatrix} a_1(t) \sin(L_g t + \phi_1(t)) \\ a_2(t) \sin(L_g t + \phi_2(t)) \\ -a_2(t) \cos(L_g t + \phi_2(t)) \\ a_1(t) \cos(L_g t + \phi_1(t)) \end{bmatrix}, \quad (12)$$

Variation of coefficients (constants) gives

$$d_1(t) = \int_{-\infty}^t e^{\Gamma\tau} \Omega(\tau) (\rho_{22}(\tau) \cos L_g \tau - \Im(\rho_{21}(\tau)) \sin L_g \tau) d\tau + d'_1, \quad (13a)$$

$$d_3(t) = - \int_{-\infty}^t e^{\Gamma\tau} \Omega(\tau) (\rho_{22}(\tau) \sin L_g \tau + \Im(\rho_{21}(\tau)) \cos L_g \tau) d\tau + d'_3, \quad (13b)$$

$$d_2(t) = \int_{-\infty}^t e^{\Gamma\tau} \Omega(\tau) \Re(\rho_{21}(\tau)) \sin L_g \tau d\tau + d'_2, \quad (13c)$$

$$d_4(t) = \int_{-\infty}^t e^{\Gamma\tau} \Omega(\tau) \Re(\rho_{21}(\tau)) \cos L_g \tau d\tau + d'_4, \quad (13d)$$

$$a_1(t) = \sqrt{d_1^2(t) + d_3^2(t)}, \quad a_2(t) = \sqrt{d_2^2(t) + d_4^2(t)}, \quad \tan \phi_1(t) = \frac{d_3(t)}{d_1(t)}, \quad \tan \phi_2(t) = \frac{d_4(t)}{d_2(t)}. \quad (13e)$$

B. Case of $\Delta_2 \neq 0$

Eigenvector method gives

$$X = \begin{bmatrix} \Re(\rho_{31}) \\ \Im(\rho_{31}) \\ \Re(\rho_{32}) \\ \Im(\rho_{32}) \end{bmatrix} = e^{-\Gamma t} \begin{bmatrix} c_1(t) \cos \kappa_+ t - c_2(t) \sin \kappa_+ t + c_3(t) \cos \kappa_- t - c_4(t) \sin \kappa_- t \\ -\frac{L_g^2 \omega_+}{\Delta_2 \kappa_+} (c_2(t) \cos \kappa_+ t + c_1(t) \sin \kappa_+ t) - \frac{L_g^2 \omega_-}{\Delta_2 \kappa_-} (c_4(t) \cos \kappa_- t + c_3(t) \sin \kappa_- t) \\ \frac{L_g \omega_+}{\Delta_2} (c_1(t) \cos \kappa_+ t - c_2(t) \sin \kappa_+ t) + \frac{L_g \omega_-}{\Delta_2} (c_3(t) \cos \kappa_- t - c_4(t) \sin \kappa_- t) \\ -\frac{\kappa_+}{L_g} (c_2(t) \cos \kappa_+ t + c_1(t) \sin \kappa_+ t) - \frac{\kappa_-}{L_g} (c_4(t) \cos \kappa_- t + c_3(t) \sin \kappa_- t) \end{bmatrix} \quad (14)$$

$$= e^{-\Gamma t} \begin{bmatrix} A_1(t) \cos(\kappa_+ t + \varphi_1(t)) + A_2(t) \cos(\kappa_- t + \varphi_2(t)) \\ -\frac{L_g^2 \omega_+}{\Delta_2 \kappa_+} A_1(t) \sin(\kappa_+ t + \varphi_1(t)) - \frac{L_g^2 \omega_-}{\Delta_2 \kappa_-} A_2(t) \sin(\kappa_- t + \varphi_2(t)) \\ \frac{L_g \omega_+}{\Delta_2} A_1(t) \cos(\kappa_+ t + \varphi_1(t)) + \frac{L_g \omega_-}{\Delta_2} A_2(t) \cos(\kappa_- t + \varphi_2(t)) \\ -\frac{L_g(1-\omega_+)}{\kappa_+} A_1(t) \sin(\kappa_+ t + \varphi_1(t)) - \frac{L_g(1-\omega_-)}{\kappa_-} A_2(t) \sin(\kappa_- t + \varphi_2(t)) \end{bmatrix}.$$

Variation of coefficients (constants) gives

$$c_1(t) = \int_{-\infty}^t g(\tau) \cos \kappa_+ \tau + k(\tau) \sin \kappa_+ \tau d\tau + c'_1, \quad f(t) = \frac{\omega_+}{\xi} \Omega(t) \Im(\rho_{21}(t)) e^{\Gamma t}, \quad (15a)$$

$$c_2(t) = \int_{-\infty}^t k(\tau) \cos \kappa_+ \tau - g(\tau) \sin \kappa_+ \tau d\tau + c'_2, \quad g(t) = -\frac{\omega_-}{\xi} \Omega(t) \Im(\rho_{21}(t)) e^{\Gamma t}, \quad (15b)$$

$$c_3(t) = \int_{-\infty}^t f(\tau) \cos \kappa_- \tau + l(\tau) \sin \kappa_- \tau d\tau + c'_3, \quad k(t) = \frac{\kappa_+}{\xi L_g} \Omega(t) e^{\Gamma t} \left(\frac{\Delta_2}{L_g} (1 - \omega_-) \Re(\rho_{21}(t)) - \omega_- \rho_{22}(t) \right), \quad (15c)$$

$$c_4(t) = \int_{-\infty}^t l(\tau) \cos \kappa_- \tau - f(\tau) \sin \kappa_- \tau d\tau + c'_4, \quad l(t) = \frac{\kappa_-}{\xi L_g} \Omega(t) e^{\Gamma t} \left(-\frac{\Delta_2}{L_g} (1 - \omega_+) \Re(\rho_{21}(t)) + \omega_+ \rho_{22}(t) \right), \quad (15d)$$

$$A_1(t) = \sqrt{c_1^2(t) + c_2^2(t)}, \quad A_2(t) = \sqrt{c_3^2(t) + c_4^2(t)}, \quad \tan \varphi_1(t) = \frac{c_2(t)}{c_1(t)}, \quad \tan \varphi_2(t) = \frac{c_4(t)}{c_3(t)}, \quad (15e)$$

where the parameters are and the following relations exist

$$\kappa_{\pm} \triangleq \sqrt{L_g^2 + \frac{\Delta_2^2}{2} \pm \frac{\Delta_2^2}{2} \sqrt{1 + \frac{4L_g^2}{\Delta_2^2}}}, \quad \omega_{\pm} \triangleq 1 / \left(\frac{1}{2} \mp \sqrt{\frac{1}{4} + \frac{L_g^2}{\Delta_2^2}} \right), \quad \xi \triangleq \omega_- - \omega_+ = \frac{2\Delta_2}{L_g} \sqrt{\frac{\Delta_2^2}{4L_g^2} + 1}, \quad \kappa_{\pm}^2 = L_g^2(1 - \omega_{\pm}),$$

$$L_g^2 + \frac{\Delta_2^2}{2} > \frac{\Delta_2^2}{2} \sqrt{1 + \frac{4L_g^2}{\Delta_2^2}} \quad \text{as} \quad L_g \neq 0; \quad |\omega_+| = -\omega_+, \quad \omega_+ < 0, \quad \omega_- > 0; \quad \kappa_+ \approx \kappa_- \approx L_g \quad \text{when} \quad \Delta_2 \rightarrow 0. \quad (16)$$

A bifurcation occurs when a small change in a parameter leads to a qualitative shift in the system's dynam-

ics. In the present case, as Δ_2 transitions from zero, the system undergoes a transition from a single-mode oscillatory behavior to a two-mode regime. Specifically, the system, initially exhibiting damped oscillations (with time dependent amplitudes $d_1(t)$, $d_2(t)$, $d_3(t)$, $d_4(t)$) with a single frequency L_g , changes to damped oscillations (with time dependent amplitudes $c_1(t)$, $c_2(t)$, $c_3(t)$, $c_4(t)$) with two distinct frequencies κ_- and κ_+ . Therefore, $\Delta_2 = 0$ marks a bifurcation point, where the system's dynamical behavior alters fundamentally. Due to the time-dependent nature of the coefficients (amplitudes), arising also from the time dependence of the internal factors $\rho_{11}(t)$ and $\rho_{21}(t)$, and the external driving term $\Omega(t)$, the system exhibits more complex behavior than the conventional damped oscillations, but Δ_2 is still a bifurcation point.

Using Eq. (3) and $\Im(\rho_{32})$ from Eq. (14), let's find an evaluating formula for ρ_{33} , although it is approximated to zero. The Eq. (3c) reads

$$\dot{\rho}_{33} = -2\Gamma\rho_{33} + 2\Omega\rho_{33}, \quad (17)$$

which gives the solution

$$\rho_{33} = s(t)e^{-2\Gamma t}, \quad (18)$$

$$s(t) = \int_{-\infty}^t 2\Omega(\tau)e^{2\Gamma\tau}\Im(\rho_{32})d\tau + s',$$

where, in case of $\Delta_2 = 0$, $\Im(\rho_{32})$ is given by Eq. (12), and in general case $\Delta_2 \neq 0$ by Eq. (14). The integral

(18) is a causal convolution $(F * K)(t) = \int_{-\infty}^t F(\tau)G(t-\tau)d\tau = \int_{-\infty}^{\infty} F(\tau)G(t-\tau)\Theta(t-\tau)d\tau$ of $F(t) = 2\Omega\Im(\rho_{32})$ with the exponential kernel $K(t) = e^{-2\Gamma t}$, where $\Theta(t)$ is a Heaviside step function. Causal convolutions often seen in physics and engineering, and so in our case for ρ_{31} and ρ_{32} (see Eqs. (12) and (14)). Note, that ρ_{33} is a causal convolution of expression composed of $\Im(\rho_{32})$, which is itself a causal convolution of expressions $A_1(t)$ and $A_2(t)$, each composed of ρ_{21} and ρ_{22} . Note also, that the found expressions are valid only in a weak excitation regime $\Omega \ll \Gamma$, since, in the general case, the equations are no more separated, and it would be necessary to solve the system of coupled equations, Eqs. (3) and (4), numerically.

C. Stationary regime

In the stationary regime: $\Gamma T \gg 1$ and $\gamma_0 T > 1$ and $\Omega = \text{const}$ ($\dot{\rho}_{11} = \dot{\rho}_{21} = \dot{\rho}_{31} = \dot{\rho}_{32} = 0$ and $\gamma_0 \neq 0$), one gets

$$\rho_{21} = \frac{L_g}{\Delta_2}(2\rho_{11} - 1) \quad (19)$$

and

$$\rho_{31} = \frac{i\Omega}{\Gamma(\Gamma - i\Delta_2) + L_g^2}((\Gamma - i\Delta_2)\rho_{21} - iL_g\rho_{22}), \quad (20a)$$

$$\rho_{32} = \frac{i\Omega}{\Gamma(\Gamma - i\Delta_2) + L_g^2}(-iL_g\rho_{21} + \Gamma\rho_{22}). \quad (20b)$$

or

$$\begin{aligned} \Re(\rho_{31}) &= \frac{\Omega}{\beta(\Gamma, \Delta_2, L_g)}(\Delta_2 L_g^2 \Re(\rho_{21}) - \Gamma(\Gamma^2 + L_g^2 + \Delta_2^2)\Im(\rho_{21}) + L_g(\Gamma^2 + L_g^2)\rho_{22}), \\ \Im(\rho_{31}) &= \frac{\Omega}{\beta(\Gamma, \Delta_2, L_g)}(\Gamma(\Gamma^2 + L_g^2 + \Delta_2^2)\Re(\rho_{21}) + \Delta_2 L_g^2 \Im(\rho_{21}) + \Gamma\Delta_2 L_g \rho_{22}), \\ \Re(\rho_{32}) &= \frac{\Omega}{\beta(\Gamma, \Delta_2, L_g)}(L_g(\Gamma^2 + L_g^2)\Re(\rho_{21}) - \Gamma\Delta_2 L_g \Im(\rho_{21}) - \Gamma^2 \Delta_2 \rho_{22}), \\ \Im(\rho_{32}) &= \frac{\Omega}{\beta(\Gamma, \Delta_2, L_g)}(L_g(\Gamma^2 + L_g^2)\Im(\rho_{21}) + \Gamma\Delta_2 L_g \Re(\rho_{21}) + \Gamma(\Gamma^2 + L_g^2)\rho_{22}), \\ \beta(\Gamma, \Delta_2, L_g) &= (\Gamma^2 + L_g^2)^2 + \Gamma^2 \Delta_2^2. \end{aligned}$$

The Eq. (19) is valid for any Δ_2 and L_g , since always $\kappa = \frac{|\Delta_2|}{2\sqrt{L_g^2 + \Delta_2^2/4}} \leq 1$ due to Cauchy-Schwartz inequality $|\rho_{21}|^2 \leq \rho_{11}\rho_{22}$, and, accordingly, ρ_{11} must be within the following interval

$$\rho_{11} \in \left[\frac{1 - \kappa}{2}, \frac{1 + \kappa}{2} \right]. \quad (22)$$

Although $\rho_{11} + \rho_{22} \approx 1$, there is also an additional counter-constraint (to its neglect) on ρ_{33} imposed by the Cauchy-Schwarz inequalities $|\rho_{31}|^2 \leq \rho_{33}\rho_{11}$ and $|\rho_{32}|^2 \leq \rho_{33}\rho_{22}$:

$$\rho_{33} \geq \max \left\{ \frac{\Re^2(\rho_{31}) + \Im^2(\rho_{31})}{\rho_{11}}, \frac{\Re^2(\rho_{32}) + \Im^2(\rho_{32})}{\rho_{22}} \right\} \quad (23)$$

D. Quasi-stationary regime

In the quasi-stationary regime: $\Gamma T \gg 1$ and $\gamma_0 = 0$ and $\Omega = \Omega(t)$ ($\dot{\rho}_{31} = \dot{\rho}_{32} = 0$), one gets the following — $\rho_{11}(t)$ and $\rho_{22}(t)$ are subjected to the (9) dynamics, and ρ_{31} and ρ_{32} linearly depend on them as in (20), but populations and a resonant pump are time-dependent.

The corresponding formulas are valid any Δ_2 , L_g and at any time t , for which Cauchy-Schwartz inequality $|\rho_{21}(t)|^2 \leq \rho_{11}(t)\rho_{22}(t)$ is true, and, accordingly, the function $\rho_{11}(t)$ must satisfy the following inequalities

$$\rho_{11}^2 + \frac{y-1}{1+x}\rho_{11} + \frac{z + \dot{\rho}_{11}^2/4L_g^2}{1+x} \leq 0, \quad (24a)$$

$$x = \frac{\Delta_2^2}{4L_g^2}, \quad y = -\frac{\Delta_2}{L_g} \frac{\Delta_2^2 + 4L_g^2}{4L_g^2}, \quad z = \frac{(\Delta_2^2 + 4L_g^2)^2}{16L_g^2},$$

$$\Re(\rho_{21}) = -\frac{\Delta_2}{2L_g}\rho_{11} + \frac{\Delta_2^2 + 4L_g^2}{4L_g^2}f_1, \quad (24b)$$

$$\Im(\rho_{21}) = -\frac{\dot{\rho}_{11}}{2L_g} \quad (24c)$$

hence, according to the latter formulas, the corresponding inequalities for $\Re(\rho_{21})$ and $\Im(\rho_{21})$ can be derived.

Eq. (23) must hold too but now for a time-dependent dynamics.

E. Short-pulse regime

In the short-pulse regime: $\Gamma T \ll 1$ and $\Omega = \Omega(t)$ ($\Gamma = \gamma_0 = 0$), the dynamics of $\rho_{11}(t)$ and $\rho_{21}(t)$ are governed by the law (9), when the dynamics of ρ_{31} and ρ_{32} :

- by the law (12) in the case of no longitudinal component of a magnetic field or negligible splitting $\Delta_2 = 0$, or
- by the law (14) in the general case $\Delta_2 \neq 0$.

Again, Cauchy-Schwartz time-dependent inequalities (24) and (23) must hold.

VI. ABSORPTION AND DISPERSION

Absorption coefficient and dispersion (for dilute vapors $n_0 \approx 1$):

$$\alpha(\omega) = \frac{4\pi\omega N\mu_{32}}{c}\Im(\rho_{32}(\omega)), \quad (25a)$$

$$\Delta n(\omega) = 2\pi N\mu_{32}\Re(\rho_{32}(\omega)), \quad (25b)$$

where μ_{32} is a dipole matrix element of the optical transition (esu · cm), N is the atomic number density of the vapor (cm⁻³), ω is the angular frequency of the incident probe electromagnetic field (rad/s), $c = 3 \cdot 10^{10}$ cm/s is a light speed in a vacuum, and real and imaginary parts of ρ_{32} coherence are Fourier-transformed:

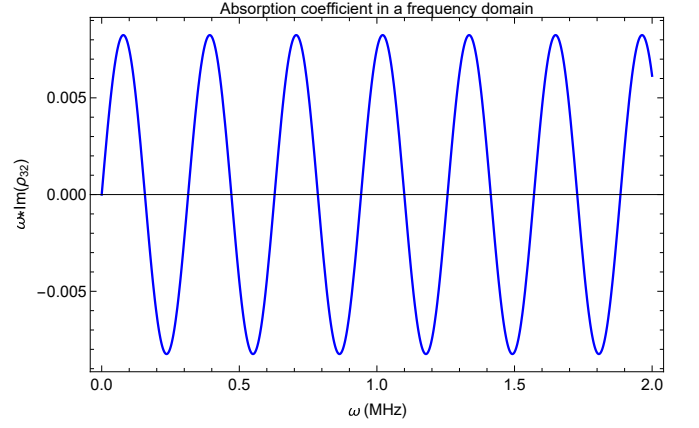


FIG. 2. Absorption coefficient $\omega * \Im(\omega)$ with magnetically-induced absorption (> 0) and transparency (≤ 0 , where < 0 stands for stimulated emission (gain)) periodic ranges in a frequency domain for the parameters $\Omega = 0.1$ MHz, $\Gamma = 6.06536$ MHz, $\Delta_2 = 0.7$ kHz, $L_g = 0.07$ MHz, $\rho_{11}(0) = 1/2$, $\Re(\rho_{21}(0)) = 0$, $\Im(\rho_{21}(0)) = 0$, $T = 20\mu s$ (the time of Fourier transform or the time of fields' action) and in the quasi-stationary regime ($\dot{\rho}_{31} \approx \dot{\rho}_{32} \approx 0$).

$$\Im(\rho_{32}(\omega)) = \Re[\mathcal{FT}(\Im(\rho_{32}(t)))], \quad (26a)$$

$$\Re(\rho_{32}(\omega)) = \Re[\mathcal{FT}(\Re(\rho_{32}(t)))], \quad (26b)$$

$$\mathcal{FT}(Z(t)) = \int_{-\infty}^{\infty} Z(t) \exp(-i\omega t) dt.$$

VII. WEAK MAGNETIC FIELD MEASUREMENT USING VLF RADIO-WAVE PROBES

The characteristic absorption and dispersion responses of radio wave probes to ⁸⁷Rb vapor (or analogous systems) in a J-type configuration, under combined electromagnetic and magnetic driving fields, have slow oscillatory behavior (see Figs. 2) [for very-low-frequency (VLF), it will be even slower].

Unlike the rapid oscillations in the visible range (see Figs. 4 and 5), radio-wave probes exhibit slow oscillatory behavior, making them suitable for weak magnetic-field detection.

VIII. VAPOR DEVICE AS A FREQUENCY COMB GENERATOR

In contrast, for a visible-light probe, the vapor device can act as a selective spectral filter: it selectively absorbs frequencies for which the absorption coefficient is positive, while allowing or even enhancing frequencies for which the absorption coefficient is negative (MIT). If the incident probe is broadband white light covering

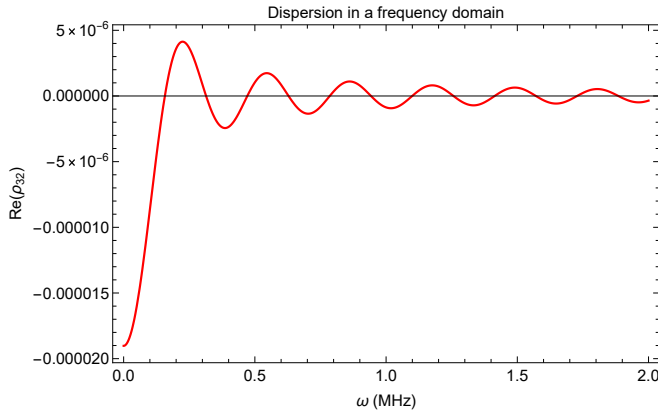


FIG. 3. Dispersion $\Re(\omega)$ with normal (> 0) and anomalous (< 0) periodic ranges in a frequency domain for the parameters $\Omega = 0.1$ MHz, $\Gamma = 6.06536$ MHz, $\Delta_2 = 0.7$ kHz, $L_g = 0.07$ MHz, $\rho_{11}(0) = 1/2$, $\Re(\rho_{21}(0)) = 0$, $\Im(\rho_{21}(0)) = 0$, $T = 20\mu s$ (the time of Fourier transform or the time of fields' action) and in the quasi-stationary regime ($\dot{\rho}_{31} \approx \dot{\rho}_{32} \approx 0$).

the entire visible spectrum, certain frequencies will be preferentially transmitted or amplified by the vapor device. According to the rapid oscillatory behavior across the spectrum shown in Fig. 4, the system can filter a discrete set of spectral modes, being a promising candidate for a frequency comb generator.

Rapid oscillatory behavior across the visible spectrum in the refractive-index difference (dispersion) corresponds to frequency regions where the medium alternates between normal and anomalous dispersion (see Fig. 5). MINAD can produce spectrally selective group delays, and, in combination with MITA, it can enable frequency-comb-like filtering or shaping of the probe spectrum.

By controlling which frequencies are slowed (normal dispersion), one can temporarily store or delay optical pulses. Thus, MIT-based quantum memories can provide an alternative to EIT-based or other well-established approaches [18–20]. Contrary, the fast-light effects in anomalous dispersion region can have applications in temporal signal processing [21–23], optical phase control, testing fundamental physics concepts like superluminal propagation [24–26], etc [27, 28]. By engineering the frequency-dependent group delay, one can reshape pulses in time.

IX. CONCLUSIONS

We present a theoretical investigation of MITA and MINAD in a weakly excited ^{87}Rb atomic vapor, or more generally in a J-type three-level system, with the aim of enabling precision measurements of weak magnetic fields. The system consists of two Zeeman sublevels of the same ground hyperfine state coupled to an excited state by right-circularly polarized light, with both longitudinal and transverse components of the applied magnetic field

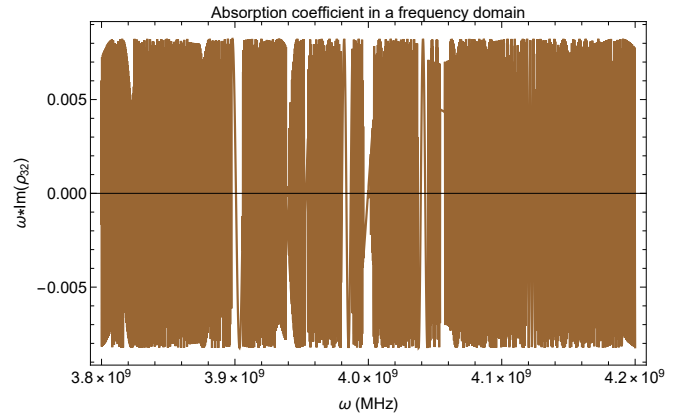


FIG. 4. The case in Fig. 2, but in the visible region.

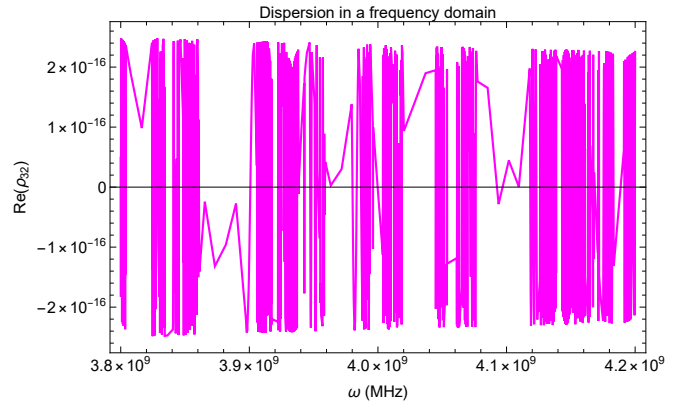


FIG. 5. The case in Fig. 3, but in the visible region.

taken into account. Within the weak-excitation regime, we solve the Bloch equations analytically and obtain closed-form expressions for the atomic populations and coherences in the stationary, quasi-stationary, and short-pulse regimes. The formalism separates the physical dynamics into two independent sets of differential equations, allowing exact solutions via eigenvector methods and the variation-of-constants technique.

A bifurcation in the system's oscillatory behavior is identified at zero longitudinal Zeeman splitting, marking a transition from single-mode to dual-mode dynamics. Analytical expressions for the absorption coefficient and dispersion, derived from $\Im(\rho_{32})$ and $\Re(\rho_{32})$, provide direct relations for evaluating magnetic-field sensitivity. In the Fourier-domain description, we find that in the quasi-stationary regime both MITA and MINAD display oscillatory behavior across the spectrum, where the frequency-dependent absorption and refractive-index difference change sign as the frequency of the applied probe field is varied.

We further suggest that the characteristic absorption and dispersion responses of radio wave probes to ^{87}Rb vapor (or analogous systems) in a J-type configuration, under combined electromagnetic and magnetic driving fields, can be exploited for weak magnetic-field detec-

tion, since the responses' oscillatory behaviors in a frequency domain are slow. At higher probe frequencies—particularly in the visible range—where the oscillatory behaviors are fast, the vapor medium instead acts as a selective spectral filter, extracting a broadband frequency comb from the optical continuum of the incident probe field. These results provide a theoretical framework to guide experimental implementation, offering practical strategies for observing MITA/MINAD and for optimizing atomic-vapor-based weak magnetic-field sensors.

ACKNOWLEDGMENTS

HLG acknowledges support from the Higher Education and Science Committee of Armenia in the frames of the

research project 20TTAT-QTc004 on *Quantum Technologies*, funded from 2021 to 2023.

I would like to express my sincere gratitude to Prof. Dr. Yuri P. Malakyan for his supervision during the research grant and for introducing me to this fascinating topic, and to the grant manager Dr. Anahit Gogyan for her financial and broader support throughout the project.

-
- [1] D. Budker, W. Gawlik, D.F. Kimball, S.M. Rochester, V.V. Yashchuk, and A. Weis, “Resonant nonlinear magneto-optical effects in atoms,” *Rev. Mod. Phys.* **74**, 1153 (2002).
 - [2] A.L. Bloom, “Principles of operation of the rubidium vapor magnetometer,” *Appl. Opt.* **1**, 61 (1962).
 - [3] D. Budker, D.F. Kimball, S.M. Rochester, V.V. Yashchuk, and M. Zolotarev, “Sensitive magnetometry based on nonlinear magneto-optical rotation,” *Phys. Rev. A* **62**, 043403 (2000).
 - [4] C. Hovde, B. Patton, E. Corsini, J. Higbie, and D. Budker, “Sensitive optical atomic magnetometer based on nonlinear magneto-optical rotation,” *Proc. of SPIE* **7693**, 769313 (2015).
 - [5] I. Mateos, B. Patton, E. Zhivun, D. Budker, D. Wurm, J. Ramos-Castro, “Noise characterization of an atomic magnetometer at sub-millihertz frequencies,” *Sens. Actuators A Phys.* **224**, 147 (2015).
 - [6] J. Dupont-Roc, S. Haroche, and C. Cohen-Tannoudji, “Detection of very weak magnetic fields (10^{-9} gauss) by ^{87}Rb zero-field level crossing resonances,” *Phys. Lett. A* **28**, 638 (1969).
 - [7] B. Patton, E. Zhivun, D.C. Hovde, and D. Budker, “All-optical vector atomic magnetometer,” *Phys. Rev. Lett.* **113**, 013001 (2014).
 - [8] S. Seltzer, M.V. Romalis, “Unshielded three-axis vector operation of a spin-exchange-relaxation-free atomic magnetometer,” *Appl. Phys. Lett.* **85**, 4804 (2004).
 - [9] H.-J. Kim and H.S. Moon, “Wall-induced Ramsey effects on electromagnetically induced absorption,” *Opt. Exp.* **20**, 9485 (2012).
 - [10] H.S. Moon and H.J. Kim, “Transformation of Ramsey electromagnetically induced absorption into magnetic-field induced transparency in a paraffin-coated Rb vapor cell,” *Opt. Exp.* **22**, 18604 (2014).
 - [11] L. Margalit, M. Rosenbluh, and A.D. Wilson-Gordon, “Degenerate two-level system in the presence of a transverse magnetic field,” *Phys. Rev. A* **87**, 033808 (2013).
 - [12] L. Margalit, M. Rosenbluh, and A.D. Wilson-Gordon, “Coherent-population-trapping transients induced by a modulated transverse magnetic field,” *Phys. Rev. A* **88**, 023827 (2013).
 - [13] V.I. Yudin, A.V. Taichenachev, Y.O. Dudin, V.L. Velichansky, A.S. Zibrov, and S.A. Zibrov, “Vector magnetometry based on electromagnetically induced transparency in linearly polarized light,” *Phys. Rev. A* **82**, 033807 (2010).
 - [14] K. Cox, V.I. Yudin, A.V. Taichenachev, I. Novikova, and E.E. Mikhailov, “Measurements of the magnetic field vector using multiple electromagnetically induced transparency resonances in Rb vapor,” *Phys. Rev. A* **83**, 015801 (2011).
 - [15] M. Fleischhauer, A. Imamoglu, and J. Marangos, “Electromagnetically induced transparency: Optics in coherent media,” *Rev. Mod. Phys.* **77**, 634 (2005).
 - [16] K.-J. Boller, A. Imamoglu, and S.E. Harris, “Observation of electromagnetically induced transparency,” *Phys. Rev. Lett.* **66**, 2593 (1991).
 - [17] D.A. Steck, “Rubidium 87 D Line Data,” available online at <http://steck.us/alkalidata> (revision 2.3.3, 28 May 2024); <https://steck.us/alkalidata/rubidium87numbers.1.6.pdf> (revision 1.6, 14 October 2003).
 - [18] N. Sangouard, C. Simon, H. de Riedmatten, and N. Gisin, “Quantum repeaters based on atomic ensembles and linear optics,” *Rev. Mod. Phys.* **83**, 33 (2011).
 - [19] C. Simon, *et al.* “Quantum memories,” *The European Physical Journal D* **58**, 1–22 (2010).
 - [20] W. Tittel, M. Afzelius, T. Chanelière, R.L. Cone, S. Kröll, S.A. Moiseev, and M. Sellars, “Photon-echo quantum memory in solid state systems,” *Laser & Photonics Reviews* **4**, 244 (2009).
 - [21] G. Li, Y. Chen, H. Jiang, Y. Liu, X. Liu, and X. Chen, “Tunable temporal gap based on simultaneous fast and slow light in electro-optic photonic crystals,” *Opt. Express* **23**, 18345 (2015).
 - [22] L. Gui, “Enhanced slow and fast light in strong dispersion region of the Raman assisted narrow band fiber optical parametric amplifier,” *Opt. Commun.* **473**, 125594 (2020).
 - [23] Q. Liao, W. Bao, X. Xiao, W. Nie, and Y. Liu, “Optomechanically induced transparency and slow-fast light effect in hybrid cavity optomechanical systems,” *Crystals* **11**, 698 (2021).

- [24] L. Wang, A. Kuzmich, and A. Dogariu, “Gain-assisted superluminal light propagation,” [Nature](#) **406**, 277 (2000).
- [25] A. Dogariu, A. Kuzmich, and L.J. Wang, “Transparent anomalous dispersion and superluminal light-pulse propagation at a negative group velocity,” [Phys. Rev. A](#) **63**, 053806 (2001).
- [26] M. Stenner, D. Gauthier, and M. Neifeld, “The speed of information in a ‘fast-light’ optical medium,” [Nature](#) **425**, 695 (2003).
- [27] R.T. Glasser, U. Vogl, and P.D. Lett, “Demonstration of images with negative group velocities,” [Opt. Express](#) **20**, 13702 (2012).
- [28] C. Goyon, *et al.* “Slow and fast light in plasma using optical wave mixing,” [Phys. Rev. Lett.](#) **126**, 205001 (2021).