

# The Betelgeuse Enigma: The Betelbuddy Hypothesis

Priya Hasan\*

In the past six years, Betelgeuse has been in the news and drawn significant public interest. Starting in October 2019, Betelgeuse underwent a striking dimming event, fading from magnitude 0.5 to 1.7 by mid-February 2020—a threefold decrease in brightness! This gave rise to a number of speculative debates that the star was on the verge of a supernova, a moment of eerie quiet before the cosmic outburst. In a previous article, the author discussed the most accepted explanation to the dimming caused by episodic mass loss that released large dust grains, which obscured Betelgeuse’s light and made it appear fainter. This interpretation suggested that the dimming was not a precursor to a supernova, as Betelgeuse is likely still far from reaching that stage<sup>1</sup>.

Surprisingly, after that, Betelgeuse gradually brightened up in April 2023 with a peak of 0.1 *V*-band magnitude and later dimmed to about 0.7 *V*-band magnitude in 2024. Betelgeuse has two periods of variability: a short one of about 400 days, and a longer one, lasting around six years. Based on archival data, two independent studies proposed that the longer period, probably the Long Secondary Period (LSP), is due to an undetected low-mass binary companion. Also, radial velocity and astrometric data of Betelgeuse also points to a companion. Recent observations of Betelgeuse made with the Atacama Large Millimeter/submillimeter Array (ALMA) showed that Betelgeuse is rotating at around  $5 \text{ km}^{-1}$ . It was proposed that Betelgeuse’s high rotation rate is caused by a merger with a lower mass companion or gravitational interactions



Dr. Priya Hasan is an Assistant Professor of Physics at Maulana Azad National Urdu University, Hyderabad. Her areas of interest are observational astronomy, star formation, star clusters, and galaxies. Beyond her research, Dr. Hasan is deeply committed to astronomy education and public outreach. She serves as the Regional Astronomy Education Coordinator for the IAU’s Office of Astronomy Education (OAE) in India and is a former co-Chair of the IAU’s Women in Astronomy Working Group.

## Keywords

$\alpha$  Orionis, Betelgeuse, Milky Way, supernova, betelbuddy, companion star,  $\beta$  Orionis

\*Orcid Id 0000-0002-8156-6940

<sup>1</sup>This is debatable, as there are various estimates of when Betelgeuse will go supernova, ranging from anytime now to a 100,000 years.



with a companion which could ‘spin up’ the larger star. HST and Chandra observations were made to find the companion, which were unsuccessful. On 21 July 2025, the existence of the companion star was confirmed with direct imaging, for the first time, by the ‘alopeke’ instrument on the 8.1 m Gemini North telescope. The companion is 6 magnitudes fainter than Betelgeuse and orbits close to Betelgeuse itself, within the supergiant star’s extended outer atmosphere. The stellar companion was detected at an angular separation of 52 mas and a position angle of  $115^\circ$  east of north. These measurements, along with its brightness, being roughly 6 magnitudes fainter than Betelgeuse at 466 nm, are in excellent agreement with dynamical predictions. Although this was only a  $1.5\sigma$  detection, the agreement in the companion’s appearance, separation, position angle, magnitude difference, and estimated mass is reasonable, making the result tentatively acceptable. The next optimum period for observations is November 2027, when we hope to get better observations. The companion star is of the same age as Betelgeuse, 10 million years, but on a totally different stage of evolution, as it differs in mass. While Betelgeuse is in the later stage of evolution as a Red Supergiant, this is a star not yet born, a pre-main sequence star. However, its fate is sealed: Betelgeuse will cannibalise it in 10,000 years. This article describes the interesting twists and turns of this study and what lies in the future for Betelgeuse and its companion, Betelbuddy or Siwarha!

The cause is hidden. The effect is visible to all. Ovid.

## 1. Introduction

Betelgeuse ( $\alpha$  Ori A, HD 39801) is no ordinary star. It is one of the best-known and nearest red supergiant (M2Iab) star to Earth and reasonably easy-to-locate in the constellation Orion (Fig. 1). It has long been known to have modulations in both visible light and radial velocity, coupled with semiregular fluctuations with four approximate periods of



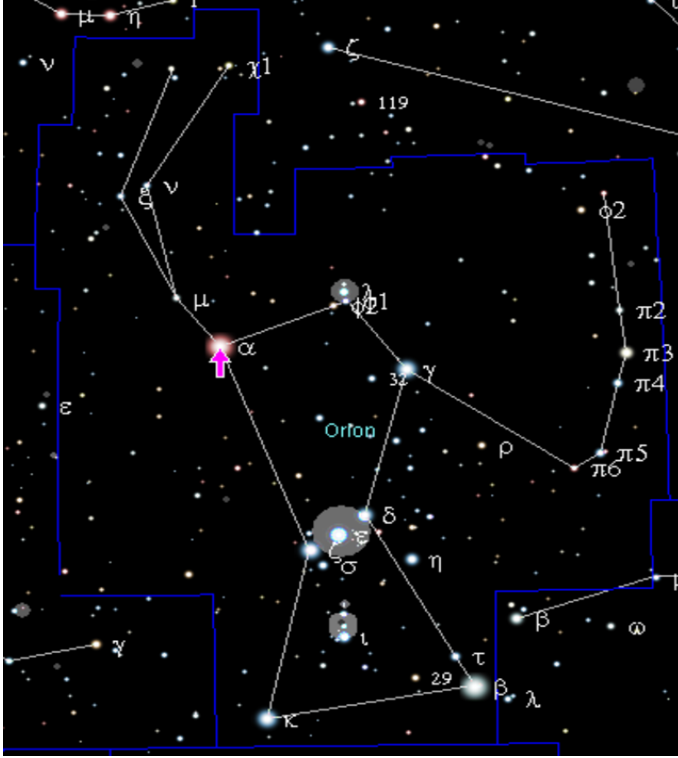


Figure 1. A schematic of the Orion constellation, with a small pink arrow indicating the location of Betelgeuse in Orion's left shoulder. Image credit: Wikimedia Commons

2200, 420, 230, and 185 days.

Interest in Betelgeuse has increased over the past six years, initiated by an anomalous dimming in its brightness observed between the end of 2019 and the beginning of 2020 [1]-[3]. It is now widely accepted that a dust cloud or cooling of its surface due to convection changes was the cause [4, 5] (Fig. 2). The 'Great Dimming' nonetheless inspired a fresh interest in the star and led to a novel understanding of Betelgeuse and its parameters<sup>2</sup>.


Astronomers have concluded that the red supergiant Betelgeuse 'blew its top' in a cataclysmic event, never before seen in a normal star. By analyzing data from NASA's Hubble Space Telescope and other observatories, they determined

The Great Dimming Starting in October 2019, Betelgeuse underwent a striking dimming event, fading from magnitude 0.5 to 1.7 by mid-February 2020—a threefold decrease in brightness! People were excited that it may go supernova, but finally the most acceptable explanation was a Surface Mass Ejection (SME) that caused a large dust cloud in our line of sight.

<sup>2</sup>The reader is advised to read an earlier paper by the author [5] on Betelgeuse to follow the complete development of our present understanding of the 'Great Dimming' of the star.



Figure 2. The four-panel graphic explains the Great Dimming with a dust cloud. A hot blob of plasma was likely ejected from a large convection cell on the star. As the gas rapidly expanded away from the star, it cooled and turned into a giant dust cloud. This dust cloud blocked the light from a quarter of the star's surface when seen from Earth. Credit: NASA/ESA/Elizabeth Wheatley (STScI).



the star ejected a substantial part of its visible surface in a gigantic Surface Mass Ejection (SME) (Fig. 2).

This event dwarfs our Sun's coronal mass ejections (CMEs); the Betelgeuse SME blasted away 400 billion times more mass than a typical solar CME!

The story with Betelgeuse has further unfolded with the first direct observation of a companion star to explain Betelgeuse's strange behaviour.

## 2. Betelgeuse: A close look

Fast Facts on  
Betelgeuse:  
Distance: 214 pc  
Age: 7–11 Myr  
Progenitor Mass:  
 $17 - 19M_{\odot}$   
Radius  $700R_{\odot}$   
Rotation: 17 years  
Temperature: 3600 K  
Luminosity  $100,000 L_{\odot}$

Let's begin by compiling the key facts about Betelgeuse. It is a red super giant (RSG) with its parameters listed on the left.

Since Betelgeuse is big and near, we can resolve its surface with ground or space-based telescopes. Betelgeuse was the first star, other than the Sun, to have a direct measurement of its angular diameter (47 mas at 575 nm [6]). We have imaged the star in various wavelength and also discovered surface features that have helped understand the processes taking place (Fig. 3). [7] estimated that Betelgeuse will explode as a Type II supernova in less than 100,000 years. This cataclysmic event will release a staggering  $2 \times 10^{53}$  erg in neutrinos and  $2 \times 10^{51}$  erg as kinetic energy, leaving behind a neutron star with a mass of  $1.5M_{\odot}$ . By this time, the star will have evolved as a silicon-iron core. When it explodes, it will be the closest observed supernova in history, occur-



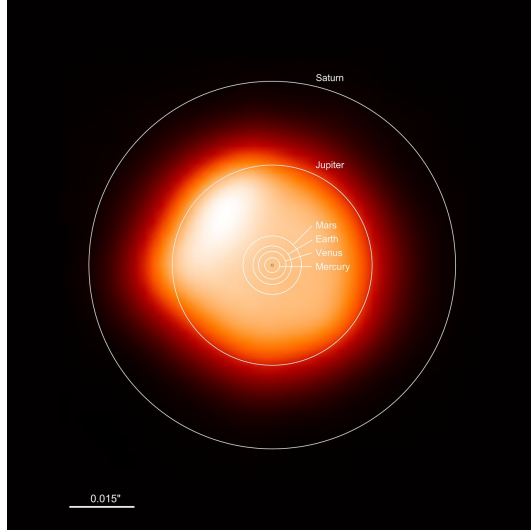


Figure 3. Betelgeuse imaged by Atacama Large Millimeter/submillimeter Array (ALMA), in the millimeter continuum. The star is  $\approx 1400$  times larger than our Sun. The orbital paths of the Solar System planets are shown for comparison. Cr dit: ALMA (ESO/NAOJ/NRAO)/E. O’Gorman/P. Kervella

ring at a distance 19 times nearer than Kepler’s Supernova<sup>3</sup>.

### 3. Variability of Betelgeuse

Classified as a pulsating red supergiant (RSG), Betelgeuse is unstable and undergoes radial pulsations. These expansions and contractions result from a significant imbalance between outward radiation pressure from nuclear fusion and inward gravitational force. The amplitude of these pulsations is immense; the star’s radius at minimum size reaches the orbital distance of Mars, while at maximum expansion, it swells to a radius approaching Jupiter’s orbit (Fig. 3).

Betelgeuse exhibits semi-regular variability driven by multiple periodic oscillations. [8] identified four distinct modes with periods of  $2190 \pm 270$ ,  $417 \pm 24$ ,  $230 \pm 29$ , and  $185 \pm 4$  days (Fig. 4). Additional brightness fluctuations arise from surface inhomogeneities, including huge starspots (analogous to sunspots) and bright regions of convecting plasma. Currently in a bright phase, Betelgeuse will ultimately ex-

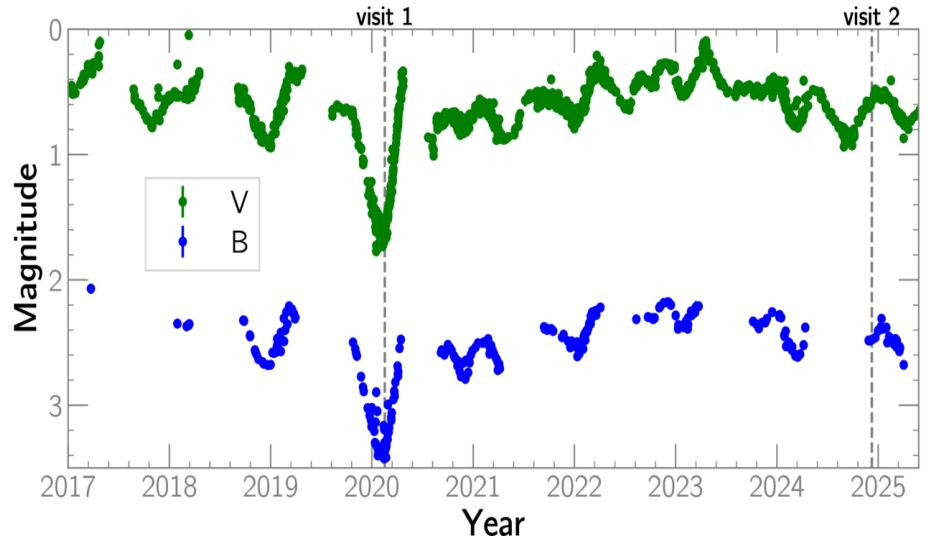
A variable star is a star whose brightness varies. This may be caused by a change in emitted light or by something partly blocking the light. Variable stars are classified as either: Intrinsic variables, whose luminosity changes due to physical processes on the star or extrinsic variables, whose apparent changes in brightness are due to changes in the amount of their light that can reach Earth; for example, in eclipsing binaries.

Most stars do vary in their luminosity. The energy output of our Sun, varies by about 0.1% over its 11-year solar cycle

<sup>3</sup>Kepler’s Supernova appeared in 1604 and is the most recent supernova in the Milky Way galaxy to have been observed by the naked eye



Figure 4. AAVSO photometric data in the V and B bands traces Betelgeuse’s brightness over the last eight years, capturing the profound Great Dimming event of late 2019 to early 2020. The timeline also marks the dates of two speckle observations. (Image Credit: AAVSO)



haust its nuclear fuel, undergo gravitational collapse, and explode as a Type II supernova. Betelgeuse has 2 pulses. One pulse is about 6 years, while the second is little more than a year. One of these pulses is the so-called “fundamental mode” – a property of the star itself, related to pulsations. If the fundamental mode is the longer-scale pulse, then Betelgeuse could go supernova sooner than expected. Previous studies suggest that the fundamental mode of Betelgeuse is the shorter heartbeat. In that case, the Long Secondary Period (LSP) must be due to external factors such as the presence of a companion, Betelbuddy.

The time periods for the various Fusion Processes in a star are:  
 Hydrogen to Helium: 10 million years  
 Helium to Carbon: 500,000 years  
 Carbon to Neon: 600 years  
 Neon to Oxygen: 1 year  
 Oxygen to Silicon: 6 months  
 Silicon to Iron: 1 day

[8] proposed a controversial model centered on the interpretation of Betelgeuse’s LSP as the fundamental mode (FM) of radial pulsation, suggesting Betelgeuse is further along in its stellar evolution than previously thought, potentially indicating an imminent supernova. If the LSP periodicity reflects an intrinsic variation associated with Betelgeuse’s fundamental (acoustic) pressure mode (FM), it would suggest a stellar radius exceeding  $1000 R_{\odot}$  and indicate that the star is in its core carbon-burning phase—a brief evolutionary stage lasting only a few hundred to a few thousand years. The analysis suggests Betelgeuse is nearing the end of its core carbon-burning phase. With only about 600 years



of carbon fuel remaining, the subsequent core collapse and supernova explosion are expected to occur rapidly, meaning the star is on the verge of exploding in astronomical terms.

However, [9] pointed out that the angular diameter measurements of the star are in conflict with the stellar radius found by them ( $764^{+116}_{-62} R_{\odot}$ ). They proposed that the Great Dimming was caused by constructive mode interference using long-term brightness measurements and that Betelgeuse's  $\approx 400$  day period is the result of pulsation in the fundamental mode, driven by the  $\kappa$ -mechanism.

The characterization of its variability was also studied by [10]. They used extensive high-resolution spectroscopic data with the tomographic method and concluded that powerful shocks were the triggering mechanism for episodic mass-loss events, the most accepted explanation of the the Great Dimming. [11] demonstrated that models of single-star evolution are insufficient to reproduce Betelgeuse's present-day rotational velocity, implying a merger event or a companion as a source of angular momentum is required. The analysis also definitively located Betelgeuse on the red supergiant branch in the early core helium-burning phase and constrained its present-day mass to  $16.5\text{--}19 M_{\odot}$ , revising previous literature values downward.

#### 4. Evidence of binarity

For resolved objects like the Sun, planets in our Solar System are easy to measure the rotation speed by observing the movement of a feature on the surface. The Sun rotates at a speed of  $2 \text{ km s}^{-1}$ , but is a thousand times smaller and ten times less massive than than Betelgeuse. If the Sun were to expand to the size of Betelgeuse, it would reach the orbit of Jupiter and its surface velocity would be  $2 \text{ ms}^{-1}$ . If the Sun had the mass of Betelgeuse, its surface velocity would be  $0.2 \text{ ms}^{-1}$ . Cool evolved stars generally don't spin very fast, at least not on the outside. The stars' orbits get bigger

Evidence of binarity  
It seems that the  
Betelgeuse's LSP is  
not the fundamental  
mode and so binarity  
seems the best  
explanation  
The large rotation rate  
of Betelgeuse  $5 \text{ km s}^{-1}$   
suggests that  
Betelgeuse is a binary  
merger.  
Radial velocity, visual  
magnitude, and  
astrometric data, of  
more than a century  
supports the presence  
of a low-mass  
companion  
HST and Chandra  
observatons provided  
constraints on the  
companion  
Estimates made of the  
position, the  
appearance of the  
companion; the  
angular separation  
from Betelgeuse; the  
position angle with  
respect to Betel-  
geuse; the magnitude  
difference; and the  
estimated mass of the  
companion



by one or two orders of magnitude as they change over time. Because rotational momentum is conserved, this causes the outer layers to slow down.

And now the surprise: A new study using the Atacama Large Millimeter/Submillimeter Array (ALMA) [12] found a projected rotation rate of Betelgeuse of about  $5 \text{ km s}^{-1}$ . This value is two orders of magnitude larger than single-star evolution models predict, strongly suggesting that Betelgeuse is the product of a binary merger or has gained angular momentum from a companion. However, the same paper, [12] proposed that large-scale convective motions, especially if they are only partly resolved, can look like rotation, instead. They showed, through simulations, that in 90% of the time, rotation could be confused with turbulent convective flows. If that's true, a binary companion may not exist. Higher resolution images of Betelgeuse would help resolve this dichotomy. [13] analyzed radial velocity, visual magnitude, and astrometric data, of more than a century, for Betelgeuse, to revisit the long-standing hypothesis that it may be a spectroscopic binary. The observations showed that Betelgeuse exhibits stochastic variability over years and decades due to its turbulent convective envelope, a periodic secondary variation with a 5.78-year LSP, and quasiperiodic pulsations on timescales of several hundred days. The LSP is consistently detected in both astrometric and radial velocity measurements, supporting the presence of a low-mass companion, likely less than one solar mass, orbiting with a 2110-day period at a distance slightly more than twice Betelgeuse's radius. [14] asserted that the Long Secondary Period (LSP) in Betelgeuse's variability is caused by a low-mass binary companion, provisionally named  $\alpha \text{ Ori B}$ . This companion would be about 20 times less massive and a million times fainter than Betelgeuse, with a similar temperature, rendering it effectively invisible (Fig 6). The authors based this on a far-ultraviolet campaign with HST/STIS, searching for the companion's spectral signatures. Their astromet-

The fundamental mode of vibration is the simplest, lowest-frequency pattern in which a system naturally oscillates or vibrates, often referred to as the first harmonic or the lowest resonant frequency. This basic mode has a specific shape and frequency for a given system, and other, higher-frequency vibration modes (overtones or harmonics) can be understood as multiples of this fundamental vibration.





ric evidence suggests an edge-on binary orbit aligned with Betelgeuse's spin axis. They propose that tidal spin-orbit coupling transfers angular momentum from the orbit to the star, explaining both this alignment and Betelgeuse's rapid rotation. Ultimately, orbital decay is expected to lead to the companion's engulfment within the next 10,000 years.<sup>4</sup>. [15] put X-Ray Constraints on the Nature of  $\alpha$  Ori B to identify any X-ray emission from the companion. Both the above studies, based on HST and Chandra data,  $\alpha$  Ori B is most consistent with a Young Stellar Object (YSO) with a mass 0.5 - 1.1 $M_{\odot}$ . Future campaigns coordinated with the LSP phase would be essential to further constrain the spectroscopic properties of  $\alpha$  Ori B.

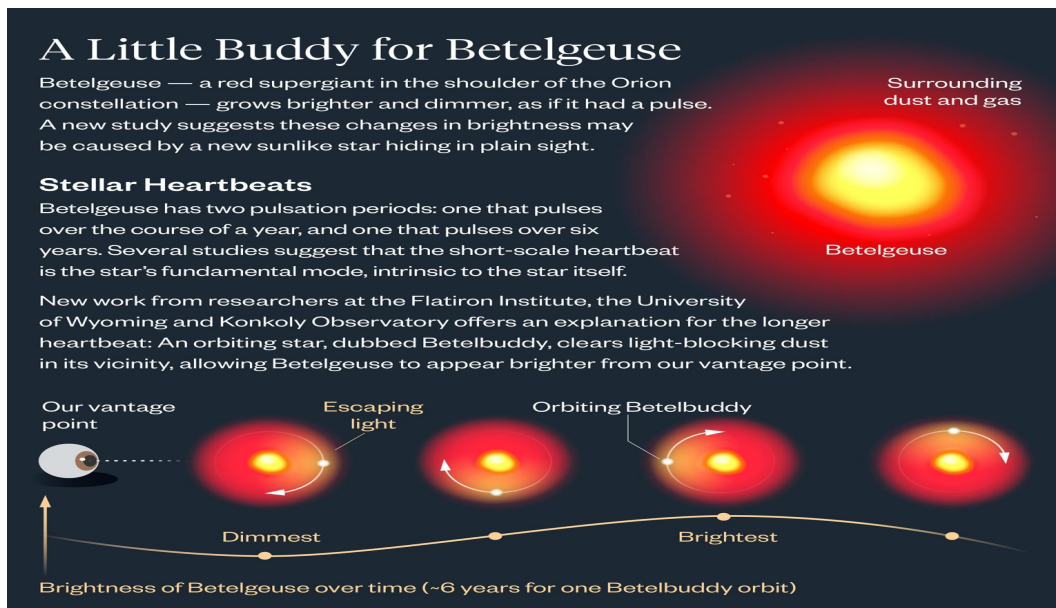



Figure 5. Infographic explaining Betelbuddy and its affect on the brightness of Betelgeuse. Credit: Lucy Reading-Ikkanda/Simons Foundation

Figure 4. describes the results of previous studies that has very accurately calculated the position, mass and alignment

<sup>4</sup>Papers that predicted Betelgeuse's companion believed that no one would likely ever be able to image it [16]

Figure 6. Graphical depiction of Betelgeuse and the Betelbuddy. Credit: Lucy Reading-Ikkanda/Simons Foundation



of Betelbuddy. The next step was to verify its existence, though it was deemed to be very difficult.

## 5. Direct Imaging

Observations of the companion of Betelgeuse are difficult because it orbits Betelgeuse in an incredibly tight orbit and the brightness of Betelgeuse would make it impossible to detect this faint source, so near.

Speckle imaging is a technique used to overcome the blurring effects of the Earth's atmosphere on ground-based optical telescopes. It involves taking numerous short exposures to compensate for atmospheric distortions and then analyzing them to reconstruct a high-resolution image.

A team of astrophysicists led by NASA Ames Research Center scientist Steve Howell investigated Betelgeuse using the Gemini North telescope and its 'Alopeke speckle imager [16]. On 9 December 2024—a date predicted by theoretical calculations to show maximum stellar elongation—the team made the first-ever detection of Betelgeuse's faint companion (Fig. 7). Although this was only a  $1.5\sigma$  detection, the observed properties (appearance, angular separation, position angle, magnitude difference, and mass) align reasonably with predictions, making the result tentatively acceptable.

The companion, named Siwarha (Arabic for "her bracelet"), has a mass of approximately  $1.5M_{\odot}$  and is a hot, blue-white pre-main sequence star orbiting within Betelgeuse's extended atmosphere at just four times the Earth-Sun distance. This proximity makes it the closest companion ever

The highest angular resolution achievable with the Gemini Observatory is  $\approx 0.04$ - $0.06$  arcseconds using the Gemini Multi-Conjugate Adaptive Optics System (GeMS) and its companion imager GSAOI. The Gemini



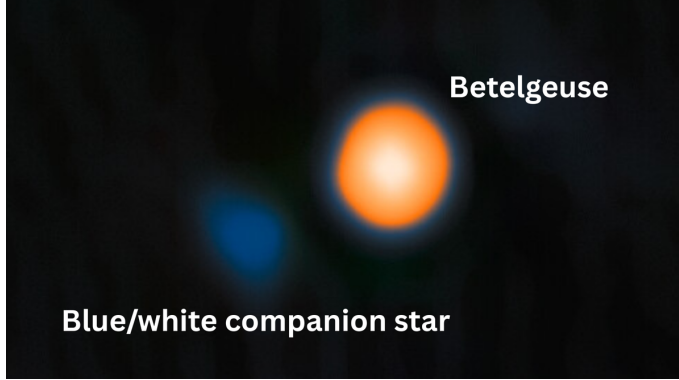


Figure 7. Observations of Betelgeuse and its companion star as seen for the first time by the ‘alopeke’ instrument on the Gemini North telescope in December 2024. (Image credit: International Gemini Observatory/NOIRLab/NSF/AURA Image Processing: M. Zamani (NSF NOIRLab))

detected around a red supergiant. The authors suggest that while both stars likely formed at the same time, Betelgeuse evolved faster due to its greater mass, whereas the lower-mass companion has not yet ignited hydrogen fusion.

Despite its youth, the companion’s future is precarious. The team predicts Betelgeuse’s intense gravity will tidally disrupt or cannibalize the smaller star within the next 10,000 years. Astronomers anticipate another observational opportunity in November 2027, when the companion reaches maximum separation.

Beyond revealing Betelgeuse’s binary nature, this discovery provides new insights into the long-period variability of red supergiants and their complex evolutionary pathways.

<sup>5</sup> This represents the first time a companion star has been detected so close to a red supergiant.

## 6. Conclusion

Over the past six years, Betelgeuse has captured the spotlight and fascinated both astronomers and the public. In late 2019, the star underwent a dramatic dimming event, fading from magnitude 0.5 to 1.7 by mid-February 2020—a threefold drop in brightness. This unexpected change

<sup>5</sup>Betelgeuse means the hand of al-Jawzā’, the authors proposed the name Siwarha for the probable companion star, which means her bracelet in Arabic



$3\sigma$  detection refers to using the three-sigma rule to identify anomalies or outliers in a dataset that is assumed to follow a normal distribution. Data points falling outside three standard deviations ( $\sigma$ ) from the mean ( $M$ ) are flagged as potential outliers because this range typically contains 99.7% of the data in a normal distribution. This method is widely used in quality control, statistical analysis, and anomaly detection to set thresholds and signal when a process is behaving unexpectedly.

Betelgeuse's variability, including brightening in 2023 and dimming again in 2024, reflects both its primary 400-day cycle and a secondary 6-year cycle. Archival studies suggested that the longer cycle might be caused by a hidden stellar companion. This was confirmed on 21 July 2025, when the 'Alopeke instrument on Gemini North directly imaged a faint, low-mass companion within Betelgeuse's extended atmosphere. Though the detection (at  $1.5\sigma$ ) requires further validation

sparked widespread speculation that Betelgeuse might be on the brink of going supernova, a moment of hushed anticipation before a cosmic explosion. This dimming was explained by episodic mass loss that produced large dust grains. These dust clouds obscured the star's light, creating the illusion of fading rather than signaling an imminent supernova. In reality, Betelgeuse is probably still far from that final stage of stellar evolution.

Interestingly, Betelgeuse did not simply return to normal. Instead, it brightened to an impressive 0.1 V-band magnitude in April 2023, only to dim again to about 0.7 V-band magnitude in 2024. This variability aligns with what is already known: Betelgeuse has a primary brightness cycle lasting around 400 days, along with a secondary, longer cycle of roughly six years. Archival observations have fueled further intrigue. Two independent studies proposed that this Long Secondary Period (LSP) might be driven by a hidden, low-mass stellar companion. Radial velocity and astrometric data also hinted at the presence of such a companion. Finally, on 21 July 2025, direct imaging by the 'Alopeke instrument on the Gemini North telescope confirmed the existence of this long-suspected companion.

The newly detected star is about six magnitudes fainter than Betelgeuse and lies extremely close, orbiting within the extended atmosphere of the red supergiant. Although the detection is not valid in significance ( $1.5\sigma$ ), the measurements agree well with earlier predictions—its appearance, angular separation, position angle, brightness difference, and estimated mass. The two stars will once again be at their maximum elongation in November 2027 and that's when new observations will be required to validate this result. The companion is coeval with Betelgeuse, around 10 million years old, but is at a completely different evolutionary stage. While Betelgeuse is a Red Supergiant nearing the end of its life, the companion is still a pre-main sequence star—a star not yet fully formed. Tragically, its destiny is



12 on Gemini North directly imaged a faint, low-mass companion within Betelgeuse's extended atmosphere. Though the detection (at  $1.5\sigma$ ) requires further validation

sealed: within the next 10,000 years, Betelgeuse will engulf and consume it.

This discovery adds yet another fascinating chapter to the story of Betelgeuse. As astronomers continue to watch this stellar giant and its newfound partner—nicknamed Betel-buddy or Siwarha—the system promises more surprises in the years to come.

‘This detection was at the very extremes of what can be accomplished with Gemini in terms of high-angular resolution imaging, and it worked,’ Howell said. ‘This now opens the door for other observational pursuits of a similar nature.’ This study also opens up the possibility of RSG stars like Betelgeuse: Antares and Arcturus which both have extra-long variability periods to possibly have a hidden companion as the reason for their variability and further enhance our understanding of these stars. And finally, this is yet another interesting tale of how research in astronomy is full of twists and turns that make it even more interesting and fun!!!

## Acknowledgements

## Suggested Reading

- [1] Guinan, E. F. et al, The Fainting of the Nearby Red Supergiant Betelgeuse, *The Astronomer’s Telegram*, 13341, 1
- [2] Graham M. Harper et al, The Photospheric Temperatures of Betelgeuse during the Great Dimming of 2019/2020: No New Dust Required, *ApJ*, 905, 34, 2020
- [3] Andrea K. Dupree et al., Spatially Resolved Ultraviolet Spectroscopy of the Great Dimming of Betelgeuse, *ApJ*, 899, 68, 2020
- [4] Montargès, M. et al., A dusty veil shading Betelgeuse during its Great Dimming, *Nature*, 594, 365–368, 2021
- [5] Hasan, P., Will Betelgeuse Explode?, *Resonance*, 25, 1185–1195, 2020.
- [6] Michelson, A. A., Pease, F. G. 1921. Measurement of the Diameter of  $\alpha$  Orionis with the Interferometer.. *The Astrophysical Journal* 53, 249–259. doi:10.1086/142603
- [7] Dolan, Michelle M. et al., Evolutionary Tracks for Betelgeuse , *ApJ*, 819, 7, 2016
- [8] Saio, H., Nandal, D., Meynet, G., Ekström, S. 2023. The evolutionary stage of Betelgeuse inferred from its pulsation periods.



- Monthly Notices of the Royal Astronomical Society 526, 2765–2775. doi:10.1093/mnras/stad2949
- [9] Molnár, L., Joyce, M., Leung, S.-C. 2023. Comment on the Feasibility of Carbon Burning in Betelgeuse. Research Notes of the American Astronomical Society 7. doi:10.3847/2515-5172/acdb7a
  - [10] Jadlovský, D. et al., The Great Dimming of Betelgeuse: The photosphere as revealed by tomography over the past 15 yr, Astronomy and Astrophysics, 685, 2024
  - [11] Joyce M, et al, Standing on the Shoulders of Giants: New Mass and Distance Estimates for Betelgeuse through Combined Evolutionary, Asteroseismic, and Hydrodynamic Simulations with MESA, The Astrophysical Journal, 902,1, 2020
  - [12] Ma et al, Is Betelgeuse Really Rotating? Synthetic ALMA Observations of Large-scale Convection in 3D Simulations of Red Supergiants, ApJL, 962, L36, 2024
  - [13] Morgan MacLeod et al., Radial Velocity and Astrometric Evidence for a Close Companion to Betelgeuse, ApJ, 978, 50, 2025
  - [14] Goldberg, J. A. and 12 colleagues 2025, Betelgeuse, Betelgeuse, Betelgeuse, Betel-buddy? Constraints on the dynamical companion to  $\alpha$  Orionis from HST, arXiv e-prints. doi:10.48550/arXiv.2505.18375
  - [15] O’Grady, Anna J. G. et al., Betelgeuse’s Buddy: X-Ray Constraints on the Nature of  $\alpha$  Ori B, The Astrophysical Journal, 992 107, 2025
  - [16] Howell, S. B., Ciardi, D. R., Clark, C. A., Hope, D. A., Littlefield, C., Furlan, E. 2025. The Probable Direct-imaging Detection of the Stellar Companion to Betelgeuse. The Astrophysical Journal 988. doi:10.3847/2041-8213/adeaaf

