

# From Metrics to Meaning: Insights from a Mixed-Methods Field Experiment on Retail Robot Deployment


Sichao Song\*  
CyberAgent  
Tokyo, japan  
song\_sichao@cyberagent.co.jp

Yuki Okafuji\*  
CyberAgent  
Tokyo, japan  
okafuji\_yuki\_xd@cyberagent.co.jp

Takuya Iwamoto\*  
CyberAgent  
Tokyo, japan  
iwamoto\_takuya\_xa@cyberagent.co.jp

Jun Baba\*  
CyberAgent  
Tokyo, japan  
baba\_jun@cyberagent.co.jp

Hiroshi Ishiguro  
The University of Osaka  
Toyonaka, japan  
ishiguro@irl.sys.es.osaka-u.ac.jp



**Figure 1: Top: storefront scenes for Baseline, Robot-only, and Robot+Fixture. Bottom: radar plots for Attract, Approach, Entry, Assisted, Purchase (0–100 scale with Baseline fixed at 50 on each axis; Purchase is computed per stopper). The robot increases Attract/Stopping (highest with the fixture), yet clerk-led steps (Approach, Entry, Assisted) decline, leaving purchase per stopper roughly flat.**

## Abstract

We report a mixed-methods field experiment of a conversational service robot deployed under everyday staffing discretion in a live bedding store. Over 12 days we alternated three conditions—Baseline (no robot), Robot-only, and Robot+Fixture—and video-annotated

the service funnel from passersby to purchase. An explanatory sequential design then used six post-experiment staff interviews to interpret the quantitative patterns.

Quantitatively, the robot increased stopping per passerby (highest with the fixture), yet clerk-led downstream steps per stopper—clerk approach, store entry, assisted experience, and purchase—decreased. Interviews explained this divergence: clerks avoided interrupting ongoing robot-customer talk, struggled with ambiguous timing amid conversational latency, and noted child-centered attraction that often satisfied curiosity at the doorway. The fixture amplified visibility but also anchored encounters at the threshold, creating a well-defined micro-space where needs could “close” without moving inside.

\* Also with The University of Osaka.



We synthesize these strands into an integrative account from the initial show of interest on the part of a customer to their entering the store and derive actionable guidance. The results advance the understanding of interactions between customers, staff members, and the robot and offer practical recommendations for deploying service robots in high-touch retail.

## CCS Concepts

• **Human-centered computing** → *Empirical studies in HCI*.

## Keywords

Human-Robot Interaction (HRI), Retail Robot, Mixed-Methods, Field Experiment, Staff Perspective, Service Robots

### ACM Reference Format:

Sichao Song, Yuki Okafuji, Takuya Iwamoto, Jun Baba, and Hiroshi Ishiguro. 2026. From Metrics to Meaning: Insights from a Mixed-Methods Field Experiment on Retail Robot Deployment. In *Proceedings of the 21st ACM/IEEE International Conference on Human-Robot Interaction (HRI '26)*, March 16–19, 2026, Edinburgh, Scotland Uk. ACM, New York, NY, USA, 9 pages. <https://doi.org/10.1145/3757279.3785588>

## 1 Introduction

Service robots are increasingly deployed in retail to capture the attention of passersby [12, 26, 29], promote products [9, 16, 34], stage brand experiences [5, 10, 27], and support frontline work [24, 36, 37]. Although still relatively rare, field studies consistently report increases in attention, stopping, and dwell time [4, 6, 14, 15, 22], and in some settings, shifts in downstream behaviors such as trials, recommendations, and purchases [8, 30, 32, 34, 35]. Yet converting attraction into meaningful engagement is nontrivial: outcomes hinge on how deployments are staged at the entrance, how space and talk are coordinated, and whether customers perceive the setting as approachable [6, 13, 19]. To address these questions, prior work has mapped key in-store metrics—passersby, stops, touches, and purchases—and examined how effects vary with different placements and roles of a robot [4, 6, 28, 33].

Despite this progress, much of the literature remains metrics-centric and short-term, often focusing on a single stakeholder (the customer) and offering limited integration of frontline staff interpretations within the same deployment. This is problematic because interaction dynamics in real stores are triadic: *robot-clerk-customer* coordination determines whether attention translates into approach and assistance [1, 7, 17, 21]. Accordingly, recent studies have begun to examine clerk-robot collaboration and how to make it explicit in carrying customers from threshold attention to interior engagement [20, 33, 38]. Long-term fieldwork complements these insights by showing how customer behavior and clerk expectations evolve in practice and what “usefulness” comes to mean for both sides [31]. However, studies that take a holistic, multi-stakeholder view within the same live deployment remain rare. Without such work, practical know-how remains out of reach.

From another perspective, physical retail stores are increasingly designed as staged experiences, not just points of sale. Store atmospherics—layout, signage, fixtures, and how staff appear—shape attention and approach decisions before any conversation begins [2, 13, 23]. In this lens, a robot alone is insufficient. On its

own, a robot mostly boosts stopping and curiosity at the entrance, but its downstream impact can be limited. In this study, we considered whether meaningful conversion would emerge when a robot was staged in a micro-boutique, that is, a small, curated entrance scene anchored by a fixture that makes a legible offer, signals what to do next, and prepares customers for a smooth handoff to a human sales representative. Such pragmatic staging elements have rarely been examined in prior research.

Motivated by these issues, we conducted a mixed-methods field experiment in a bedding retail store in Japan (Fig. 1). In partnership with the store manager, we refined the concept, summarized design principles, and established research goals. Over a 12-day in-store deployment, we compared three conditions—Baseline (no robot), Robot-only, and Robot+Fixture—while video-annotating customer behavior and downstream outcomes (e.g., clerk approach, store entry, purchase). By incorporating experimental conditions using a fixture, we simulated the introduction of a robot in a manner that is closer to an actual implementation rather than simply setting up a robot as a demonstration. During the study, we focused not only on the robot’s impact but also examined whether and how the fixture could serve as a feasible and effective staging choice for the robot. We then conducted post-experiment interviews with six clerks to interpret the observed patterns and look deeply into how clerks made sense of working together with the robot. Our findings connect *what changed* to *why it changed*, surfacing interpretations, strategies, and frictions behind the metrics.

### 1.1 Research Objectives (ROs)

To orient the study, we articulate two research objectives that connect quantitative outcomes with frontline interpretations:

- **RO1:** To investigate how the deployment of a service robot, including the use of a fixture as a staging choice, in a real retail environment affects customer behavior and service outcomes.
- **RO2:** To understand how retail staff perceive and interpret the effects of robot deployment, and to identify emerging considerations for practical implementation.

For RO1, we quantify differences across conditions in stopping rate (per passerby), clerk approach, store entry, and purchase outcomes (per stopper). For RO2, we analyze staff narratives about intervention timing, role allocation among clerks, the robot, and the fixture, and perceived trade-offs.

### 1.2 Contributions

This paper contributes to HRI in three ways. First, we provide field evidence from a three-condition deployment linking robot presence to attention and downstream service outcomes in a live store. Second, we complement metrics with frontline interpretations that explain counterintuitive patterns (e.g., attention up with fewer clerk approaches) via non-intrusion norms, entrance anchoring, and role negotiation. Third, we distill actionable recommendations for deployment, including explicit yet lightweight handoffs, spatial separation of “attract” vs. “recommend,” and staging choices that preserve approachability while leveraging attention gains.

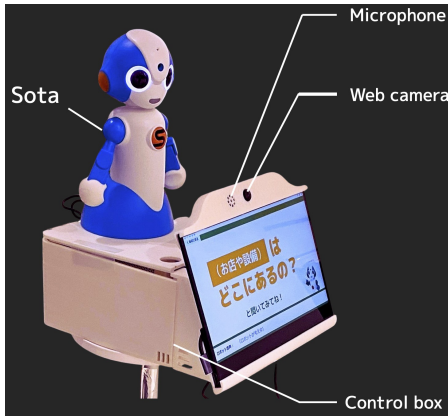


Figure 2: Service robot system (robot, base, and display).

## 2 Methodology

This study was conducted in collaboration with a bedding retail store during normal business operations. The deployment and data handling followed institutional ethical review and a store agreement. The study was approved by the Research Ethics Committee of The University of Osaka (Reference Number: R1–5–9).

### 2.1 Mixed-Methods Approach

We adopted an explanatory sequential mixed-methods design [11, 25]. During the field experiment, two researchers were on site, maintained structured observation logs, and captured preliminary counts (e.g., entry and clerk approach) to surface salient phenomena in real time. The store also operated an in-house counter for store entries, which we accessed during the deployment. In the week immediately after the deployment, we conducted semi-structured interviews with clerks while experiences were fresh; prompts were informed by on-site observations and preliminary indicators, preserving the explanatory intent. After interviews, we completed detailed video annotation and statistical analysis, then integrated the quantitative and qualitative strands at interpretation to connect observed patterns to clerk sense-making.

### 2.2 Service Robot System

We used a small humanoid robot (“Sota,” Vstone Co., Ltd.; approx. 28 cm tall) with a childlike appearance. The robot performs simple gestures with its arms and body rotation and features three facial LEDs (eyes and mouth) that support expressive cues. As shown in Fig. 2, a compact control box under the robot houses a mini PC that runs a behavior controller. For speech, we used Google Cloud Speech-to-Text and Google Cloud Text-to-Speech APIs. For conversational content generation and dialogue-state management, we used the OpenAI API (GPT-4 family). The front display presented short prompts, product information, and simple calls to action.

### 2.3 Fixture

We co-designed a simple entrance fixture with the store (Fig. 3). The unit provided a stable platform for the robot and an acrylic top to place a sample pillow in front of the robot for immediate touch.

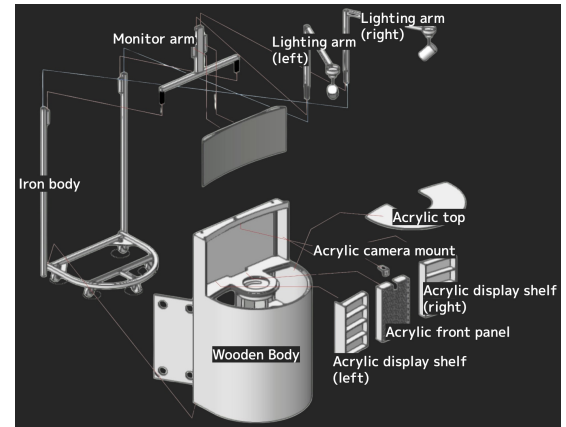


Figure 3: Fixture used for entrance staging (robot platform, acrylic top for sample, and storage).

Dimensions were approximately 0.70 m (W) × 0.58 m (D) × 1.68 m (H); the platform height was about 0.82 m, enabling comfortable eye height for most shoppers. The finish was neutral (white) to match store aesthetics; lighting was considered to improve visibility without cluttering the doorway.

### 2.4 Field Experiment Design

**Store.** The site was a bedding retail outlet specializing in mattresses, pillows, and sleep accessories. Clerk hospitality is central to the service model. Prior to the study, we held design meetings with the store manager to agree on the robot’s role and utterance policy, staff coordination policy, and data we could collect during business operations. During the study, sample pillows were placed near the robot so that customers could physically engage while interacting.

**Conditions.** We compared three conditions: (1) *Baseline*: normal operation with no robot system (see Fig. 1, Baseline); (2) *Robot-only*: a conversational robot at the entrance delivering brief greetings and product prompts on a fixed schedule (see Fig. 1, Robot-only); (3) *Robot+Fixture*: the same robot mounted on the entrance fixture (Fig. 1, Robot+Fixture).

**Duration.** We secured 12 days in total (4 days per condition). Conditions alternated across days to balance weekday/weekend traffic. A storewide promotion was running throughout the period with consistent content, reducing the likelihood of short-term shocks.

**Operational policy.** Clerks were not required to approach customers. To keep the setting natural, staff used their own judgment within normal work constraints. We did not script handoffs, as this would add operational burden and could conflict with other duties and local norms.

**Measures.** Two cameras captured activity: a webcam mounted on the robot system (for entrance interactions) and a 360° camera positioned inside the store (for wider context). Two researchers kept an observation log. We report *Stopping* per passerby and downstream outcomes per stopper: *clerk approach*, *store entry*, *staff-led entry*, *assisted in-store experience*, *purchase*, and *sample touch near the robot*. Particularly, the focus on percentages per stopper was

intended to capture conversion among customers clearly influenced by the robot.

**Analysis.** We used Pearson Chi-square tests of independence (reporting  $\chi^2$ , df, and  $p$ ). Significant omnibus tests triggered Bonferroni-adjusted pairwise chi-square tests. Stopping is reported per passerby; all downstream outcomes are reported per stopper. Quantitative results are later integrated with qualitative themes.

## 2.5 Post-Experiment Interview Study

**Participants.** Six employees who worked during the deployment participated: one store manager (male, 40s) and five clerks (female, 50s; male, 50s; female, 60s; male, 20s; female, 20s). All of them had almost no prior experience with robots. Sessions were conducted in the week immediately after the field experiment to minimize recall bias and align prompts with phenomena observed on site.

**Protocol.** Semi-structured interviews (30–60 minutes) covered perceived customer reactions, intervention timing, role allocation among clerks/robot/fixture, perceived trade-offs (approachability vs. disruption), and operational considerations (e.g., workload, peak hours). All sessions were conducted on site in a private staff room to ensure privacy. Audio was recorded (with consent) using Zoom; automatic transcripts were exported and then checked and corrected by a native Japanese speaker before analysis. Interviews were conducted in Japanese by the first author (lead interviewer) with the second author as an assistant interviewer who took notes and asked occasional follow-ups. The interview guide was informed by on-site observation logs and preliminary counts gathered during the deployment so as to probe salient phenomena while memories were fresh.

**Interview prompts.** Typical prompts included:

- Ice-breakers on role, shift patterns, and IT literacy.
- Daily tasks and usual service scripts; how clerks normally engage customers.
- Perceived changes in tasks, motivation, and communication styles after robot deployment (Robot-only / Robot+Fixture).
- Situations that prompted or delayed intervention (e.g., avoiding interruption while the robot talked); cues that would make handoffs easier.
- Perceived effects by customer segment (e.g., families with children vs. solo customers) and by product type (e.g., higher-priced bedding).
- Strengths, weaknesses, and suggestions for improvement in staging, layout, and robot utterances.

We also used targeted probes to follow up on phenomena observed during the experiment (e.g., entrance anchoring, timing of clerk approach), and we invited concrete episodes (what happened, who did what, what was said) to ground interpretations.

**Analysis.** We conducted a reflexive thematic analysis [3] following an iterative, inductive, and interpretive process supported by shared Google Spreadsheets for collaborative coding and memoing [18]. Specifically, we proceeded as follows:

- (1) Familiarization: the first and second authors read the transcripts and wrote analytic memos about salient moments.
- (2) Initial coding: the first author coded each transcript using labels and brief summaries of properties.

- (3) Code discussion and consolidation: after each transcript, the first and second authors reviewed codes, refined labels, and noted preliminary theme candidates.
- (4) Theme development: codes were grouped, compared, and iteratively reorganized into candidate themes; we actively sought deviant cases that challenged emerging interpretations.
- (5) Review and definition: themes were reviewed against the dataset and clarified in relation to the research objectives, with names and scope refined.
- (6) Reporting: representative, de-identified excerpts were selected to illustrate each theme and linked to quantitative funnel outcomes where relevant.

To enhance rigor, we maintained a decision log and analytic memos throughout, and used peer debriefing meetings to challenge early interpretations.

## 2.6 Data Handling

All data practices followed the approved protocol and store agreement. Experimental video files were stored on encrypted drives. We annotated videos locally and exported only derived tables for analysis. Interview audio was recorded with consent, transcribed verbatim, and pseudonymized (e.g., P1–P6). Reporting focuses on aggregated statistics and de-identified excerpts; potentially identifying details were paraphrased, and any illustrative images are cropped or masked when necessary.

## 3 Findings

We first overview quantitative shifts and then present qualitative themes that explain these shifts.

### 3.1 Quantitative Analysis

We report video-annotation results across three conditions (Baseline, Robot-only, Robot+Fixture). Tables 1 and 2 summarize the results.

**Stopping.** Passerby counts were 20,180 (Baseline), 21,938 (Robot-only), and 20,035 (Robot+Fixture). Stopping rates were 0.73% (Baseline), 1.50% (Robot-only), and 2.48% (Robot+Fixture). A Pearson chi-square test of independence indicated a reliable effect of condition ( $\chi^2(2) = 201.55$ ,  $p < .001$ ). Post hoc Bonferroni-adjusted pairwise tests showed Robot+Fixture > Robot-only ( $p < .001$ ) and Robot+Fixture > Baseline ( $p < .001$ ); Robot-only > Baseline ( $p < .001$ ). The entrance setup amplified attention as intended.

**Sample touch.** Sample touch denotes the proportion of stoppers who touched a sample product placed near the robot. Rates were 47.62% (Baseline), 63.72% (Robot-only), and 46.68% (Robot+Fixture). The omnibus chi-square was significant ( $\chi^2(2) = 24.71$ ,  $p < .001$ ). Pairwise comparisons showed Robot-only > Baseline ( $p < .01$ ) and Robot-only > Robot+Fixture ( $p < .001$ ).

**Clerk approach.** Clerk approach is the proportion of stoppers who received a clerk-initiated approach. Rates were 19.73% (Baseline), 13.41% (Robot-only), and 4.83% (Robot+Fixture). The omnibus test was significant ( $\chi^2(2) = 34.54$ ,  $p < .001$ ). Post hoc tests indicated Baseline > Robot+Fixture ( $p < .001$ ) and Robot-only > Robot+Fixture ( $p < .001$ ); the Baseline vs. Robot-only contrast was not significant.

**Table 1: Metric analysis with trend tests. Stopping is per passerby; others per stopper.**

Metric	Baseline	Robot	Robot+Fix.	$p$ (omni)	$Z$ (trend)	$p$ (trend)
Groups	20,180	21,938	20,035	–	–	–
Child-only	2.72%	28.96%	40.24%	< .001	–	–
Adult-only	76.19%	24.70%	17.91%	< .001	–	–
Child+Adult	20.41%	44.51%	41.85%	< .001	–	–
Stopping	0.73%	1.50%	2.48%	< .001	14.151	< .001
Sample touch	47.62%	63.72%	46.68%	< .001	-1.951	n.s. (.051)
Clerk approach	19.73%	13.41%	4.83%	< .001	-5.850	< .001
Store entry	31.97%	20.12%	9.46%	< .001	-6.821	< .001
Staff-led entry	8.84%	1.52%	0.80%	< .001	-4.999	< .001
Assisted in-store exp.	18.37%	6.10%	4.02%	< .001	-5.396	< .001
Purchase (per stopper)	11.56%	5.49%	2.62%	< .001	-4.314	< .001
Purchase (per passerby)	0.084%	0.082%	0.065%	n.s.	-0.698	n.s.

Robot = Robot-only; Robot+Fix. = Robot+Fixture.  $p$  (omni) = omnibus Pearson's  $\chi^2$  across three conditions. Trend = Cochran–Armitage with ordering Baseline < Robot < Robot+Fix.

**Table 2: Post hoc pairwise  $\chi^2$  tests (Bonferroni-adjusted). Cell shows direction and  $p$  for A→B.**

Metric	Baseline→Robot	Baseline→Robot+Fix.	Robot→Robot+Fix.
Child-only	↑, $p$ < .001	↑, $p$ < .001	↑, $p$ < .01
Adult-only	↓, $p$ < .001	↓, $p$ < .001	n.s. ( $p$ = .069)
Child+Adult	↑, $p$ < .001	↑, $p$ < .001	n.s.
Stopping	↑, $p$ < .001	↑, $p$ < .001	↑, $p$ < .001
Sample touch	↑, $p$ < .01	n.s.	↓, $p$ < .001
Clerk approach	n.s.	↓, $p$ < .001	↓, $p$ < .001
Store entry	↓, $p$ < .05	↓, $p$ < .001	↓, $p$ < .001
Staff-led entry	↓, $p$ < .001	↓, $p$ < .001	n.s.
Assisted in-store exp.	↓, $p$ < .001	↓, $p$ < .001	n.s.
Purchase (per stopper)	n.s. ( $p$ = .094)	↓, $p$ < .001	n.s.

↑ = increase from A to B ( $B > A$ ); ↓ = decrease ( $B < A$ ).

**Store entry.** Store entry is the proportion of stoppers who crossed the threshold into the interior. Rates were 31.97% (Baseline), 20.12% (Robot-only), and 9.46% (Robot+Fixture). The omnibus test was significant ( $\chi^2(2) = 46.65$ ,  $p$  < .001). Pairwise: Baseline > Robot-only ( $p$  < .05), Baseline > Robot+Fixture ( $p$  < .001), and Robot-only > Robot+Fixture ( $p$  < .001).

**Staff-led entry.** Staff-led entry is the proportion of stoppers who entered immediately after a clerk approach. Rates were 8.84% (Baseline), 1.52% (Robot-only), and 0.80% (Robot+Fixture). The omnibus test was significant ( $\chi^2(2) = 34.36$ ,  $p$  < .001). Pairwise: Baseline > Robot-only ( $p$  < .001) and Baseline > Robot+Fixture ( $p$  < .001).

**Assisted in-store experience.** Assisted in-store experience denotes guided tryouts or explanations (>30 s) per stopper. Rates were 18.37% (Baseline), 6.10% (Robot-only), and 4.02% (Robot+Fixture). The omnibus test was significant ( $\chi^2(2) = 36.85$ ,  $p$  < .001). Pairwise: Baseline > Robot-only ( $p$  < .001) and Baseline > Robot+Fixture ( $p$  < .001).

**Purchase.** Purchase is the proportion of stoppers who made a purchase. Rates were 11.56% (Baseline), 5.49% (Robot-only), and

2.62% (Robot+Fixture). The omnibus test was significant ( $\chi^2(2) = 19.67$ ,  $p$  < .001). Post hoc tests showed Baseline > Robot+Fixture ( $p$  < .001); the other contrasts were not significant after adjustment.

**Purchase (per passerby).** For completeness, we evaluated Purchase (per passerby): the proportion of passersby who made a purchase. Rates were 0.084% (Baseline: 17/20,180), 0.082% (Robot-only: 18/21,938), and 0.065% (Robot+Fixture: 13/20,035). The omnibus chi-square was not significant ( $\chi^2(2) = 0.59$ ,  $p$  = .744).

### 3.2 Qualitative Analysis

We analyzed six post-experiment clerk interviews (one manager P1, five clerks P2–P6) using reflexive thematic analysis grounded in the coding table and field notes. Theme counts below indicate coded utterances (occurrences). We report five themes with representative, de-identified quotes (translated) and explicit links to the quantitative funnel.

**Theme overview.** Theme counts (utterances) were: T1 attraction  $n=30$  (positive  $n=20$ , negative  $n=10$ ), T2 conversion barriers  $n=8$ , T3 timing/priority  $n=18$ , T4 role positioning  $n=21$ , T5 fixture

design/effect  $n=29$  (design  $n=5$ , effect  $n=24$ ). These frequencies are descriptive rather than effect sizes. All six participants contributed to at least three themes.

**T1. Entrance anchoring raises stopping but limits progression.** Clerks consistently reported that the entrance-placed robot acted as a strong visual anchor that drew gaze and prompted passersby to pause. The attractor effect was especially pronounced among children, which in turn increased the share of family groups who stopped compared to the Baseline (no robot) condition.

“...the draw naturally skewed toward small children, but if that interest brings people a step closer to the storefront it creates traffic; from the store’s perspective it clearly increases visit opportunities and is a large benefit.” [P3, translated]

“Without the robot, families with children don’t really stop there—our shoppers are mainly adults.” [P2, translated]

At the same time, clerks described difficulty converting that attention into downstream steps in the service funnel. Many parents (adult decision-makers) accompanied children without a strong shopping intention, and some customers were attracted by the robot itself rather than the products—they chatted briefly, felt satisfied, and left.

“Children were the ones most drawn to the robot, but children don’t buy beds; getting from there to a purchase meant a different negotiation route with the parents. If this were toys or children’s learning products it would be a perfect fit. [unclear]” [P5, translated]

This qualitative pattern aligns with our quantitative results: *Stopping* per passerby rose under Robot-only and Robot+Fixture, while *Store entry* per stopper declined in both conditions.

**T2. Conversion barriers for high-ticket items and family groups.** Clerks questioned whether the current deployment could carry customers through evaluation and closing for high-ticket goods. Price point and conversational smoothness were repeatedly cited as hurdles.

“It’s not a trivial purchase; these are high-ticket items, so smooth communication matters. If it were a hundred or two hundred yen, fine—but here we’re talking four to five hundred thousand yen.” [P1, translated]

“Because these items are expensive, the initial barrier to coming in is high. [unclear]” [P5, translated]

As in T1, clerks noted that attraction centered on children does not readily translate into adult evaluation or purchase. Interest in the robot and interest in the products are different things; several participants described interactions that ended at light chat without progressing.

“It was easy to start conversations—very easy—but it inevitably centered on kids. The talk always flows toward pillows. From there you can push a bit—‘We recommend this,’ ‘Kids can use it too’—but very few cases led to a purchase, so it was hard.” [P6, translated]

One participant put it bluntly:

“We don’t actually want child traffic...” [P1, translated]

Together, these accounts help explain the quantitative pattern: despite increased *Stopping* per passerby, downstream, clerk-led steps were lower in robot-present conditions—notably reduced *Clerk approach*, *Staff-led entry*, *Assisted in-store experience*, and *Purchase*. Clerks’ motivation to actively approach and provide service decreased when they realized that many customers were not actually interested in purchasing.

**T3. Non-intrusion timing and priority delay human approach.** Clerks often felt unsure about when to approach customers. It was hard to read the state of the robot–customer exchange and to find a suitable moment to join the conversation. Latency in response generation and occasional speech recognition errors further complicated the timing.

“We have to watch for a pause to find the right timing to approach; if we could remove that constraint it would be better. If we speak while it’s speaking, customers won’t listen; even while the robot is talking, we’d like the customer’s voice to be prioritized so we can transition into a tryout.” [P1, translated]

“When we asked questions, Sota sometimes had a thinking pause or misheard us even when we spoke clearly.” [P2, translated]

To avoid interrupting, clerks sometimes chose to wait while customers talked with the robot—especially when children were involved. This waiting reduced the likelihood of initiating service, which in turn lowered clerks’ motivation to approach.

“I tried to let them enjoy it a bit and waited; once the child was satisfied, I stepped in.” [P2, translated]

Some clerks developed new approach patterns distinct from their usual routine, coordinating their entry at a visible pause or via a family handoff.

“With families, the child engages first and calls the parent over; at that timing we can coordinate a handoff—‘Would you like to try it, ma’am?’ ” [P4, translated]

These phenomenons helps explain the quantitative pattern: despite higher *Stopping* at the entrance, robot-present conditions showed lower *Clerk approach*, *Staff-led entry*, and *Assisted in-store experience*.

**T4. Role positioning: robot as attractor/PR, staff as closer.** Across interviews, clerks consistently positioned the robot as a front-of-store attractor or “PR support,” while humans handled evaluation, recommendation, and closing. In this division of labor, the robot’s job is to spark interest and create openings; staff then step in to guide product trial and decision-making.

“I see the robot’s role as getting people to visit and become interested in the store; once they come inside, we do the explaining, and each staff member’s way of explaining differs.” [P4, translated]

“...positioning it as PR support rather than the front-line could work well.” [P1, translated]

Participants also noted that the robot can lightly say things or use phrasing that clerks might avoid (e.g., local dialect), which can

prime interest and convey friendliness, though tone management might be important in a higher-end retail context.

“Using Kansai dialect created friendliness, but stricter customers might find it impolite.” [P6, translated]

“Because it is a robot, it can say things we would not; a bit of humor fits here.” [P3, translated]

**T5. Staging and affordances shape approachability.** Clerks generally praised visual staging (using a fixture) together with immediate product access at the entrance (e.g., touch-and-experience) for making the setup more noticeable and inviting.

“A robot on site already attracts interest; we discussed lowering it, but I prefer larger/taller—more chances to be seen, a stronger impression, and a routine of ‘see robot -> look at product.’” [P1, translated]

“When it was there, even from far away customers would say, ‘Huh, what’s that?’—it catches the eye at a distance.” [P4, translated]

Participants also offered concrete fixture-design suggestions. Height and placement should prioritize adult approachability while maintaining a clear ‘territory’ around the robot that discourages overly close child interaction and protects the device.

“Adults converse at that height—you might lower it a little, but with average male height around 170 cm, setting 150–160 cm lets adults look down slightly and speak comfortably; if it’s too low, kids will be the ones to engage.” [P1, translated]

“Without a fixture the robot feels closer, which made kids try to touch it more—we hesitated about stopping them; the fixture created a sense of territory for Sota, and fewer kids touched the robot instead of the products.” [P5, translated]

Together, these remarks offer pragmatic guidance for entrance staging: use fixtures to boost visibility, place product samples within immediate reach, and tune height/placement to preserve adult approachability while reducing inadvertent child-dominated interaction.

## 4 Discussion

### 4.1 Summary of Findings

In a 12-day field deployment with three conditions (Baseline, Robot-only, Robot+Fixture), video annotations revealed a consistent pattern: the robot increased Stopping per passerby (largest with the fixture), yet clerk-led downstream steps per stopper—clerk approach, store entry, assisted experience, and purchase—declined; purchases per passerby did not change reliably.

Staff interviews help explain this divergence: attraction was often child-centered with low immediate intent for high-priced items, while non-intrusion norms and occasional conversational latency made clerks wait rather than interrupt, dampening approach motivation and yielding missed handoffs from entrance interest to interior evaluation. Note that Stopping is computed per passerby; all downstream metrics are per stopper to isolate post-attraction effects. Because these are ratios, a condition can show lower rates

even when absolute counts are similar or higher; we therefore foreground ratio-based analyses to characterize the robot’s influence conditional on stopping.

### 4.2 Attract => Handoff => Interior: an integrative account

Our results can be summarized by a simple chain (Fig. 4): the entrance robot reliably increases Attract (higher stopping per passerby); progression then hinges on a clear, lightweight *Handoff* from robot-led talk to human-led evaluation; finally, interior Evaluation/Service (approach, entry, assisted experience, purchase) materializes when the handoff is observable and timely.

In our deployment, many encounters appeared to close at the entrance. For customers without strong purchase intent, a quick Q&A plus a brief touch-try often satisfied immediate curiosity and minimal product questions. This “closure of needs at the robot” was more pronounced with the fixture, which created a well-defined micro-space: it improved visibility and tryability, yet risked becoming perceptually separate from the store interior. Quantitatively, this aligns with a monotonic decrease from Baseline to Robot+Fixture in clerk-led steps per stopper (approach, entry, assisted experience, purchase), despite stopping increasing with the robot present.

A practical implication is to treat the handoff as first-class: agree on lightweight triggers (e.g., a short lull, a simple robot cue, or a “touch > N s” heuristic), make the handoff observable to both parties (e.g., a brief utterance like “A clerk will assist you now”), and preserve sightlines so clerks can time their first turn without hovering. These choices strengthen continuity from the threshold to the interior while retaining the robot’s attention gains.

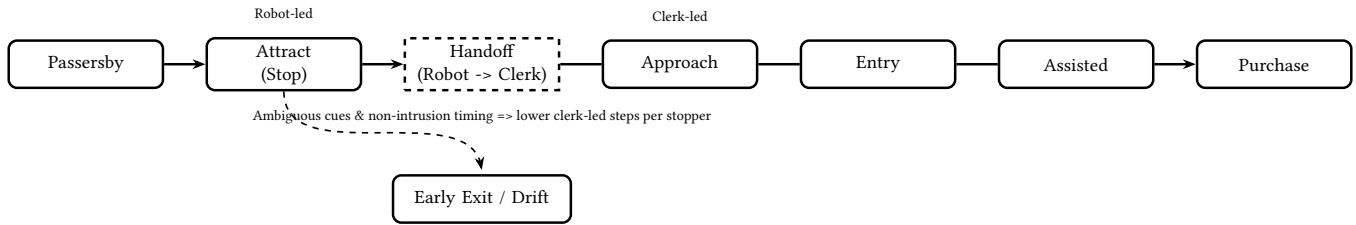
### 4.3 Design tensions: Visibility vs. approachability

We included the fixture as a pragmatic, visually oriented staging choice agreed with the store. Clerks generally endorsed using the robot and fixture as a set and pointed to concrete parameters that matter in practice: size (visual impact vs. obstruction), platform height (adult-comfortable talk while discouraging child-only play), color/materials (brand fit), movability (layout changes), and finish/robustness (safety and upkeep).

Quantitatively, the fixture amplified visibility and stopping, yet downstream clerk-led steps (approach, entry) fell. Interviews suggest a mechanism: a well-defined “stage” at the threshold helps people notice and try the sample but can also become a separate micro-space where curiosity is satisfied and progression stalls. In short, higher visibility does not guarantee approachability.

A key design implication is to balance entrance salience with clear paths inward. Preserve sightlines so staff can monitor without hovering; avoid fully bounded pedestals; favor lighter or transparent elements; place touchable samples slightly inside the threshold to invite forward motion; set the interaction height for adults in high-end contexts; and keep the unit movable so staging can be tuned to traffic and staff coverage. These choices retain attention gains while reducing missed handoffs.





**Figure 4: Integrative chain.** *Attract* (robot-led) raises stopping at the entrance; progression depends on a clear *Handoff* to clerk-led evaluation. Without it, many encounters close at the entrance. Metric mapping: Stopping per passerby -> *Attract*; Sample touch -> threshold tryability; Clerk approach / Store entry / Assisted -> *Handoff* & Interior; Purchase per stopper (terminal), Purchase per passerby (overall volume).

#### 4.4 Implications for triadic coordination

Retail robot deployment is not a dyad between robot and customers; it is a socio-technical arrangement involving robot, clerks, customers, managers, and, at times, product and system designers. Effective frontline service therefore depends on triadic coordination in which robots and clerks act in complementary roles, and managers provide policies and resourcing that make those roles viable. The handoff from robot-led attraction to human-led evaluation is the bridge that ties the triad together.

We summarize actionable design implications for researchers and industry practitioners:

**Clarify roles and triggers.** Define who does what and when. A clear and legible purpose for the robot is essential, as unclear purpose can be a pitfall in retail deployments and dampens conversation [21]. Make explicit the robot’s attractor role and the clerk’s evaluator/closer role, and agree on concrete handoff triggers (e.g., a conversation lull, customer touch exceeding a set duration, or a robot cue). Keep the routine lightweight so it fits daily operations.

**Make handoffs observable.** Provide simple cues that signal transition: a short robot utterance that invites staff (“A clerk will assist you now.”), a brief light/screen cue oriented toward staff, or a subtle gaze/body cue toward the interior. Place the robot where clerks can see and hear the interaction without hovering. We notice that this policy may be controversial, as prior work reports that explicitly calling a clerk can elicit negative customer attitudes [33]. We view this tension as precisely why a mixed-methods design is valuable: it surfaces boundary conditions and practical cues for appropriate handoff design. Researchers should treat handoff signaling as context-dependent and tune the strength and modality of the cue (e.g., brief utterance vs. light/gaze cue), monitor reactions, and adapt during deployment in real environments.

**Share minimal state.** Equip the system to surface a one-sentence summary of the ongoing topic (e.g., “Discussing pillow firmness and size”) on a small staff-facing display or mobile view. This reduces approach anxiety and speeds the clerk’s first turn without requiring long transcripts or heavy tools. Keep summaries staff-only and avoid storing personally identifiable information.

**Balance visibility with approachability.** Design the entrance staging (with or without a fixture) so that the natural next step is toward the interior and staff. Preserve sightlines, avoid creating a fully separate “stage,” and locate touchable samples slightly inside the threshold to encourage forward motion rather than lingering.

**Support discretion without ambiguity.** Provide short training on when to interrupt and how to phrase the first turn; supply example scripts and exceptions for peak hours. Managers should set priorities when duties compete (e.g., who covers handoffs during checkout rush) so clerks are not penalized for timely approaches.

**Align metrics and governance.** Track not only stopping but also handoff success, interior evaluation starts, and assisted experiences. Hold brief retros with staff to tune triggers, scripts, and layout. Align incentives so clerks are recognized for effective handoffs, not just for final sales, to avoid perverse disincentives.

**Transferability by involvement level.** Despite the single-site scope, we contend that the findings transfer to retail settings with similar demands for clerk hospitality. Transferability is particularly plausible for high-involvement goods, where current social robots may be insufficient to meet service requirements and clerk expertise is highly valued; in such cases, the robot–customer–clerk configuration can be effectively leveraged.

#### 4.5 Limitations and Future Work.

We have several limitations in our study. First, we deployed our robot only at the entrance, not in other locations (e.g., inside the store). As a result, clerks were not able to experience different settings and compare them to reach a more holistic view of the robot. We suggest that future work expand this study and explore different deployment patterns to gain deeper insights into the retail robot’s role and benefits.

Second, we consider longer exposure may moderate both attention and conversion. As customers and staff acclimate to the robot and its entrance staging, novelty-driven stopping could decline while clerk timing and handoffs become more efficient; the overall balance between *Attract* and *Interior* may thus shift. We therefore encourage future work to pursue longitudinal deployments that track adaptation on both sides.

Finally, our observations may largely depend on the appearance of the Sota robot. Researchers in the future should expand studies to a variety of robot types, including androids and virtual CG agents.

#### 5 Acknowledgements

This work was supported by JST Moonshot R&D Grant Number JP-MJMS2011.



## References

- [1] Daniel Belanche, Luis V. Casaló, Carlos Flavián, and Jeroen Schepers. 2020. Service robot implementation: a theoretical framework and research agenda. *The Service Industries Journal* 40, 3–4 (2020), 203–225. doi:10.1080/02642069.2019.1672666
- [2] Mary Jo Bitner. 1992. Servicescapes: The Impact of Physical Surroundings on Customers and Employees. *Journal of Marketing* 56, 2 (1992), 57–71. doi:10.1177/002224299205600205
- [3] Virginia Braun and Victoria Clarke. 2006. Using thematic analysis in psychology. *Qualitative Research in Psychology* 3, 2 (2006), 77–101. doi:10.1191/1478088706qp0630a
- [4] Malaika Brengman, Laurens De Gauquier, Kim Willems, and Bram Vanderborght. 2021. From stopping to shopping: An observational study comparing a humanoid service robot with a tablet service kiosk to attract and convert shoppers. *Journal of Business Research* 134 (2021), 263–274. doi:10.1016/j.jbusres.2021.05.025
- [5] Ambrose Pak Ho Chan and Vincent Wing Sun Tung. 2019. Examining the effects of robotic service on brand experience: the moderating role of hotel segment. *Journal of Travel & Tourism Marketing* 36, 4 (2019), 458–468. doi:10.1080/10548408.2019.1568953
- [6] Laurens De Gauquier, Malaika Brengman, Kim Willems, Hoang-Long Cao, and Bram Vanderborght. 2021. In or out? A field observational study on the placement of entertaining robots in retailing. *International Journal of Retail & Distribution Management* 49, 7 (05 2021), 846–874. arXiv:https://www.emerald.com/ijrdm/article-pdf/49/7/846/1073549/ijrdm-10-2020-0413.pdf doi:10.1108/IJRD-10-2020-0413
- [7] Laurens De Gauquier, Kim Willems, Hoang-Long Cao, Bram Vanderborght, and Malaika Brengman. 2023. Together or alone: Should service robots and frontline employees collaborate in retail-customer interactions at the POS? *Journal of Retailing and Consumer Services* 70 (2023), 103176. doi:10.1016/j.jretconser.2022.103176
- [8] Roland Graef, Mathias Klier, Andreas Obermeier, and Jan Felix Zolitschka. 2023. What to buy, Pepper? – Bridging the Physical and the Digital World with Recommendations from Humanoid Robots. *Journal of Decision Systems* 32, 2 (2023), 439–465. doi:10.1080/12460125.2022.2029049
- [9] Yota Hatano, Jun Baba, Junya Nakanishi, Yuichiro Yoshikawa, and Hiroshi Ishiguro. 2024. Field Experiments on the Effects of Multiple-Robot Expressions for Robot Influence in Recommendation Situations. *IEEE Robotics and Automation Letters* 9, 4 (2024), 3609–3616. doi:10.1109/LRA.2024.3369946
- [10] Jinsoo Hwang, Hyunjoon Kim, and Heather Markham Kim. 2023. Relationships among memorable brand experience, brand preference, and behavioral intentions: focusing on the difference between robot servers and human servers. *Journal of Hospitality and Tourism Technology* 14, 3 (03 2023), 430–443. arXiv:https://www.emerald.com/jhtt/article-pdf/14/3/430/2711282/jhtt-09-2021-0254.pdf doi:10.1108/JHTT-09-2021-0254
- [11] Nataliya V. Ivankova, John W. Creswell, and Sheldon L. Stick. 2006. Using Mixed-Methods Sequential Explanatory Design: From Theory to Practice. *Field Methods* 18, 1 (2006), 3–20. doi:10.1177/1525822X05282260
- [12] Takuya Iwamoto, Jun Baba, Junya Nakanishi, Kotaro Nishi, Yuichiro Yoshikawa, and Hiroshi Ishiguro. 2022. Pick-me-up Strategy for a Self-recommendation Agent: A Pilot Field Experiment in a Convenience Store. In *2022 17th ACM/IEEE International Conference on Human-Robot Interaction (HRI)*. 816–820. doi:10.1109/HRI53351.2022.9889532
- [13] Donovan R. J. and Rossiter J. R. 1982. Store atmosphere: An environmental psychology approach. 34–57 pages. https://cir.nii.ac.jp/crid/1370571323609670147
- [14] Takayuki Kanda, Masahiro Shiomi, Zenta Miyashita, Hiroshi Ishiguro, and Norihiro Hagita. 2009. An affective guide robot in a shopping mall. In *Proceedings of the 4th ACM/IEEE International Conference on Human Robot Interaction (La Jolla, California, USA) (HRI '09)*. Association for Computing Machinery, New York, NY, USA, 173–180. doi:10.1145/1514095.1514127
- [15] Takayuki Kanda, Masahiro Shiomi, Zenta Miyashita, Hiroshi Ishiguro, and Norihiro Hagita. 2010. A Communication Robot in a Shopping Mall. *IEEE Transactions on Robotics* 26, 5 (2010), 897–913. doi:10.1109/TRO.2010.2062550
- [16] Reo Matsumura and Masahiro Shiomi. 2022. An Animation Character Robot That Increases Sales. *Applied Sciences* 12, 3 (2022). doi:10.3390/app12031724
- [17] Marketta Niemelä, Päivi Heikkilä, and Hanna Lammi. 2017. A Social Service Robot in a Shopping Mall: Expectations of the Management, Retailers and Consumers. In *Proceedings of the Companion of the 2017 ACM/IEEE International Conference on Human-Robot Interaction (Vienna, Austria) (HRI '17)*. Association for Computing Machinery, New York, NY, USA, 227–228. doi:10.1145/3029798.3038301
- [18] Nami Ogawa, Yuki Okafuji, Yuji Hatada, and Jun Baba. 2025. Understanding Collaboration between Professional Designers and Decision-making AI: A Case Study in the Workplace. 9, 7, Article CSCW505 (Oct. 2025), 26 pages. doi:10.1145/3757686
- [19] Hyunjoon Oh and Jenny Petrie. 2012. How do storefront window displays influence entering decisions of clothing stores? *Journal of Retailing and Consumer Services* 19, 1 (2012), 27–35. doi:10.1016/j.jretconser.2011.08.003
- [20] Yuki Okafuji, Jun Baba, Junya Nakanishi, Yuichiro Yoshikawa, and Hiroshi Ishiguro. 2023. Influence of collaborative customer service by robots and shop staff on customer experience in a bakery store. *Frontiers in Robotics and AI* 10 (2023), 1125308. doi:10.3389/frobt.2023.1125308
- [21] Yuki Okafuji, Takuya Iwamoto, and Sichao Song. 2025. Design Pitfalls in Interactive Sales Robots: A Systematic Analysis and Framework (*CHI EA '25*). Association for Computing Machinery, New York, NY, USA, Article 176, 9 pages. doi:10.1145/3706599.3720042
- [22] Yuki Okafuji, Yasunori Ozaki, Jun Baba, Junya Nakanishi, Kohei Ogawa, Yuichiro Yoshikawa, and Hiroshi Ishiguro. 2022. Behavioral Assessment of a Humanoid Robot When Attracting Pedestrians in a Mall. *International Journal of Social Robotics* 14, 7 (2022), 1731–1747. doi:10.1007/s12369-022-00907-9
- [23] Tobias Otterbring. 2018. Decompression zone deconstructed: Products located at the store entrance do have an impact on sales. *International Journal of Retail & Distribution Management* 46, 11–12 (11 2018), 1108–1116. arXiv:https://www.emerald.com/ijrdm/article-pdf/46/11-12/1108/1038615/ijrdm-03-2017-0053.pdf doi:10.1108/IJRD-03-2017-0053
- [24] Stefanie Paluch, Sven Tuzovic, Heiko F. Holz, Alexander Kies, and Moritz Jöring. 2021. “My colleague is a robot” – exploring frontline employees’ willingness to work with collaborative service robots. *Journal of Service Management* 33, 2 (11 2021), 363–388. arXiv:https://www.emerald.com/josm/article-pdf/33/2/363/1530253/josm-11-2020-0406.pdf doi:10.1108/JOSM-11-2020-0406
- [25] Robin Ray. 2007. Designing and conducting mixed methods research. *Qualitative Research Journal* 7, 2 (2025/9/25/ 2007), 90+.
- [26] Elie Saad, Mark A. Neerincx, and Koen V. Hindriks. 2019. Welcoming Robot Behaviors for Drawing Attention. In *19th ACM/IEEE International Conference on Human-Robot Interaction (HRI)*. 636–637. doi:10.1109/HRI.2019.8673283
- [27] Richard Savery and Fouad Sukkar. 2024. Long-Term, Store-Front Robotics: Interactive Music for Robotic Arm, Caxixi and Frame Drums. arXiv:2407.16956 [cs.RO] https://arxiv.org/abs/2407.16956
- [28] Chao Shi, Satoru Satake, Takayuki Kanda, and Hiroshi Ishiguro. 2017. Field Trial for Social Robots that Invite Visitors to Stores. *Journal of the Robotics Society of Japan* 35, 4 (2017), 334–345. doi:10.7210/jrsj.35.334
- [29] Sichao Song, Jun Baba, Junya Nakanishi, Yuichiro Yoshikawa, and Hiroshi Ishiguro. 2021. Teleoperated Robot Sells Toothbrush in a Shopping Mall: A Field Study. In *Extended Abstracts of the 2021 CHI Conference on Human Factors in Computing Systems (Yokohama, Japan) (CHI EA '21)*. Association for Computing Machinery, New York, NY, USA, Article 221, 6 pages. doi:10.1145/3411763.3451754
- [30] Sichao Song, Jun Baba, Yuki Okafuji, Junya Nakanishi, Yuichiro Yoshikawa, and Hiroshi Ishiguro. 2023. Out for In! Empirical Study on the Combination Power of Two Service Robots for Product Recommendation. In *Proceedings of the 2023 ACM/IEEE International Conference on Human-Robot Interaction (Stockholm, Sweden) (HRI '23)*. Association for Computing Machinery, New York, NY, USA, 408–416. doi:10.1145/3568162.3577005
- [31] Sichao Song, Jun Baba, Yuki Okafuji, Junya Nakanishi, Yuichiro Yoshikawa, and Hiroshi Ishiguro. 2024. New Comer in the Bakery Store: A Long-Term Exploratory Study Toward Design of Useful Service Robot Applications. *International Journal of Social Robotics* 16, 9 (2024), 1901–1918. doi:10.1007/s12369-024-01119-z
- [32] Sichao Song, Jun Baba, Yuki Okafuji, Junya Nakanishi, Yuichiro Yoshikawa, and Hiroshi Ishiguro. 2024. Wingman-Leader Recommendation: An Empirical Study on Product Recommendation Strategy Using Two Robots. *IEEE Robotics and Automation Letters* 9, 3 (2024), 2272–2278. doi:10.1109/LRA.2024.3354555
- [33] Sichao Song, Takuya Iwamoto, Yuki Okafuji, Jun Baba, Junya Nakanishi, Yuichiro Yoshikawa, and Hiroshi Ishiguro. 2025. From Attraction to Engagement: A Robot-Clerk Collaboration Strategy for Retail Success. *IEEE Robotics and Automation Letters* 10, 7 (2025), 6672–6679. doi:10.1109/LRA.2025.3568611
- [34] Sichao Song, Jun Baba, Junya Nakanishi, Yuichiro Yoshikawa, and Hiroshi Ishiguro. 2022. Service Robots in a Bakery Shop: A Field Study. In *2022 IEEE/RSJ International Conference on Intelligent Robots and Systems (IROS)*. 134–140. doi:10.1109/IROS47612.2022.9981439
- [35] Miki Watanabe, Kohei Ogawa, and Hiroshi Ishiguro. 2018. *At the Department Store—Can Androids Be Salespeople in the Real World?* Springer Singapore, Singapore, 429–439. doi:10.1007/978-981-10-8702-8\_28
- [36] Kim Willems, Nanouk Verhulst, Laurens De Gauquier, and Malaika Brengman. 2022. Frontline employee expectations on working with physical robots in retailing. *Journal of Service Management* 34, 3 (09 2022), 467–492. arXiv:https://www.emerald.com/josm/article-pdf/34/3/467/1542236/josm-09-2020-0340.pdf doi:10.1108/JOSM-09-2020-0340
- [37] Jochen Wirtz, Paul G. Patterson, Werner H. Kunz, Thorsten Gruber, Vinh Nhat Lu, Stefanie Paluch, and Antje Martins. 2018. Brave new world: service robots in the frontline. *Journal of Service Management* 29, 5 (09 2018), 907–931. arXiv:https://www.emerald.com/josm/article-pdf/29/5/907/1576794/josm-04-2018-0119.pdf doi:10.1108/JOSM-04-2018-0119
- [38] Li Xiao and V. Kumar. 2021. Robotics for Customer Service: A Useful Complement or an Ultimate Substitute? *Journal of Service Research* 24, 1 (2021), 9–29. doi:10.1177/1094670519878881