

# TalkPhoto: A Versatile Training-Free Conversational Assistant for Intelligent Image Editing

Yujie Hu, Zecheng Tang, Xu Jiang, Weiqi Li, and Jian Zhang<sup>✉</sup>  
School of Electronic and Computer Engineering, Peking University

**Abstract**—Thanks to the powerful language comprehension capabilities of Large Language Models (LLMs), existing instruction-based image editing methods have introduced Multimodal Large Language Models (MLLMs) to promote information exchange between instructions and images, ensuring the controllability and flexibility of image editing. However, these frameworks often build a multi-instruction dataset to train the model to handle multiple editing tasks, which is not only time-consuming and labor-intensive but also fails to achieve satisfactory results. In this paper, we present TalkPhoto, a versatile training-free image editing framework that facilitates precise image manipulation through conversational interaction. We instruct the open-source LLM with a specially designed prompt template to analyze user needs after receiving instructions and hierarchically invoke existing advanced editing methods, all without additional training. Moreover, we implement a plug-and-play and efficient invocation of image editing methods, allowing complex and unseen editing tasks to be integrated into the current framework, achieving stable and high-quality editing results. Extensive experiments demonstrate that our method not only provides more accurate invocation with fewer token consumption but also achieves higher editing quality across various image editing tasks.

**Index Terms**—Image Editing, Large Language Models, Function Invocation, Instructional Image Inpainting

## I. INTRODUCTION

IMAGE editing refers to the process of altering or enhancing images to achieve desired visual effects. It involves a wide range of modifications, from simple adjustments like color correction to more complex changes like facial attribute editing, removing elements, retouching, and restoration. In recent years, the demand for intuitive and efficient image editing tools has skyrocketed. Due to the great progress in text-to-image synthesis [1]–[4] and multimodal large language models (MLLMs) [5]–[13], instruction-based image editing methods [14]–[23] are emerging. These methods require large-scale training datasets, considerable computational resources, and specialized expertise, which can hinder their widespread adoption for quick and versatile tasks. Furthermore, most are designed for specific tasks and require edit instructions to be in a fixed format, such as “*Make it a cartoon*”, which limits their flexibility to accommodate a broad range of editing functions. Therefore, there is a strong need for a method that requires no training to achieve complex and flexible editing.

Recent advances in the tool usage research of LLMs [24], [25] demonstrate excellent performance, positioning them as powerful untrained agents capable of invoking various tools for target tasks. One mainstream approach [26], [27] employs function calling in combination with ReAct. Function calling [28] requires fine-tuning with JSON data for tool invocation,

means not all LLMs currently support function calling. Additionally, due to the lack of reasoning capabilities in function calling, it can only invoke one function at a time and often struggles with handling complex tasks. ReAct [29] supports iterative reasoning and action, enabling multiple function calls. However, it is particularly error-prone when parsing function input arguments, which can lead to situations where the model gets stuck in a loop, repeatedly invoking the same tool.

To address the limitations of the above works, we propose a training-free, multi-functional image editing framework that fulfills the needs of users to freely and conveniently edit real images, termed TalkPhoto. After receiving the user instructions, an LLM serves as the backbone to analyze the user requirements and invoke and combine the corresponding methods under the guidance of a specially designed prompt template. Different from existing methods based on function calling combined with ReAct, we innovatively develop a more simple but efficient prompt template. At the same time, the function input arguments have been simplified, enhancing the stability of invocation. The proposed hierarchical invocation strategy significantly reduces token consumption while facilitating the management of numerous functions. For complex tasks that cannot be handled well by a single method, TalkPhoto can decompose them into multiple sub-tasks to achieve satisfactory visual results. Additionally, our framework is highly flexible and can continuously add new editing functions without changing any structure, simply by incorporating function implementations and their descriptions.

Our contributions are summarized as follows:

- We propose TalkPhoto, a unified image editing framework without training, which can perform various image editing tasks with just a single text instruction.
- We implement plug-and-play and efficient invocation on the open-source LLM, including simple yet effective prompt design, function simplification, and hierarchical invocation. This not only provides the flexibility to add new tools and adapt to new tasks but also achieves more accurate invocation with fewer tokens.
- We introduce a new pipeline for instructional image inpainting, combining existing models through LLMs to achieve better object removal results.
- Experimental results show that our method achieves more accurate invocation and fewer token consumption, and demonstrates better editing performance.

**Organization of This Paper:** In Sec. II, we briefly review the related works of end-to-end instruction-based image editing and tool-augmented language models. In Sec. III,

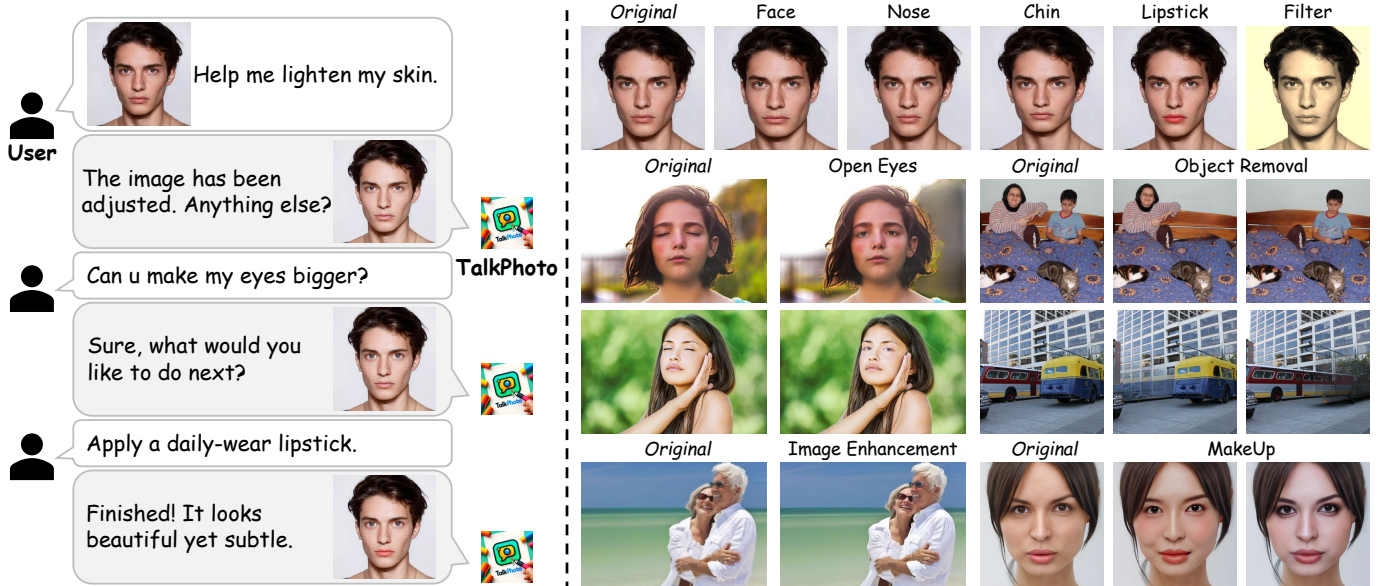


Fig. 1: **Proposed versatile training-free image editing framework named TalkPhoto.** Left: Only one prompt is needed for users to perform accurate image editing via TalkPhoto. Right: Some supported editing tasks and corresponding results.

we provide a detailed explanation of our proposed method. First, we provide an overview of the framework of TalkPhoto. Then, we detail the plug-and-play and efficient invocation, including prompt design, function simplification, and hierarchical invocation. Finally, we demonstrate the pipeline for instructional image inpainting as an example of how to achieve complex editing tasks. In Sec. IV, we present subjective and objective experimental results, validating the contributions of each innovation. Additionally, we showcase the results of various editing tasks supported by TalkPhoto, along with an interactive demo featuring a user interface. In Sec. V, we summarize the conclusions of this work.

## II. RELATED WORK

### A. Instruction-based image editing

Editing real images has been widely researched in the field of image processing, with text-guided image editing receiving significant attention due to its flexibility. Some methods [14], [30], [31] achieve the desired edits in a zero-shot manner. Prompt-to-Prompt [14] modifies the cross-attention maps by comparing additions, deletions, and substitutions of words in the original input caption with the revised caption. Imagic [30] fine-tunes the pre-trained text-to-image diffusion model to find a text embedding that represents the input image. It then interpolates linearly between the embedding representing the image and the target text embedding to obtain a semantically meaningful mixture, thereby generating the final editing result. Null Text Inversion [31] further removes the need for the original caption by using pivotal inversion and null-text optimization. However, detailed editing requires a thorough description of the target image, which can be less user-friendly. Some methods [15], [16], [32] introduce large-scale vision-language image editing datasets to enable direct image editing with simple instructions, allowing users to edit images without requiring elaborate descriptions. InstPix2Pix [15] trains an image editing diffusion model on a paired dataset

of text editing instructions and images before/after editing, created by fine-tuned GPT-3 [33] and Prompt-to-Prompt [14] with Stable Diffusion [1]. MagicBrush [32] introduces the first large-scale, manually annotated dataset for instruction-guided real image editing, covering diverse scenarios. UltraEdit [16] provides the largest instruction-based image editing dataset to be released to the public and proposes a systematic approach to producing massive and high-quality image editing samples automatically. However, these methods typically require end-to-end training and have limited generalization capabilities. Additionally, these instructions are often simple and fixed in format, failing to adapt to diverse user input commands.

### B. Tool-augmented language models

Large language models (LLMs) have made great progress in recent years and have stimulated research in prompt learning and instruction learning. Recent studies have revealed that LLMs can act as controllers to solve complex AI tasks by using tools, with language serving as a generic interface. HuggingGPT [24] and Gorilla [25] can select appropriate models or APIs from open-source model libraries such as HuggingFace [34] to execute various tasks. Visual ChatGPT [26] combines ChatGPT [35] and visual foundation models, enabling ChatGPT to handle complex visual tasks. ToolFormer [36] constructs tool-use augmented data to train language models to use five tools, including a question-and-answer system, a calculator, a search engine, a machine translation system, and a calendar. GPT4Tools [37] employs the Low-Rank Adaptation (LoRA) [38] optimization to facilitate open-source LLMs in solving a range of visual problems. These models either transform models or APIs into language through extensive prompt engineering, making these descriptions distinguishable by the LLM, or fine-tune the language model with a tool-related instruction dataset to improve the accuracy of tool invocation. Recently, many LLM agents [39], [40] specifically designed for particular tasks have also emerged.

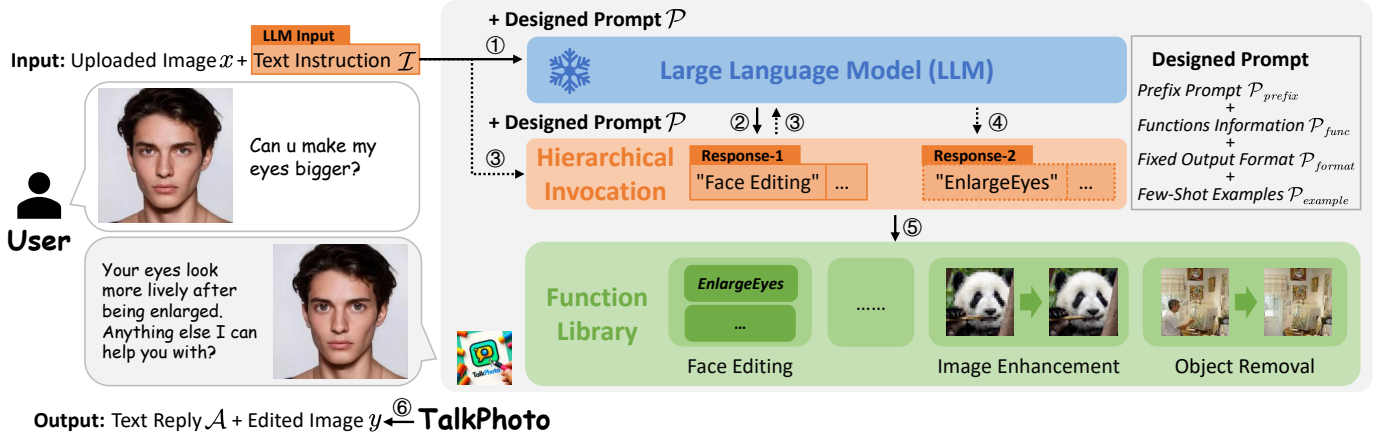


Fig. 2: **Overview of the TalkPhoto framework.** For user input text instructions, we first combine it with a carefully designed prompt and input into the LLM<sup>①</sup> to generate a structured response<sup>②</sup>, detailing the functions to be used along with an analysis and response to the user's needs. If the selected function involves sub-functions or requires additional details, the LLM is consulted a second time to refine the specific functions<sup>③④</sup>. The selected function is called from the function library<sup>⑤</sup> to process the image uploaded by the user. Finally, the edited image and the LLM's response are returned to the user<sup>⑥</sup>.

These agents typically gather extensive pairs of user prompts to build self-instruction datasets and then fine-tune the LLM to expand tool usage in specific domains.

### III. METHOD

#### A. The Framework of TalkPhoto

The overall framework of TalkPhoto is shown in Fig. 2. It consists of four modules: (1) *User Interface*, for receiving user-uploaded images and text instructions, and for displaying the edited images and replies; (2) *LLM*, for responding to text input, analyzing the needs, outputting the functions to be invoked, and returning replies to the user, represented by *LLM*; (3) *Hierarchical Invocation Module*, for engaging in multiple times of interaction with the LLM to determine specific functions, represented by *M*; (4) *Function Library*, for processing images, represented by *F*. The function library consists of various main functions:  $\{F_1, F_2, \dots, F_N\}$ , and some main functions are composed of a set of sub-functions  $F_n = \{f_1, f_2, \dots, f_M\}$ .

First, the user uploads an image  $x$  and provides a text instruction  $\mathcal{I}$ . The text instruction is then combined with a designed prompt  $\mathcal{P}$  and input into the LLM to obtain a fixed-format response  $\mathcal{R}$ , which includes the functions to be used  $\mathcal{R}_f$  and the analysis and reply to the user's needs  $\mathcal{R}_a$ . Next, the hierarchical invocation module determines whether the selected function contains sub-functions. If it does, the LLM is invoked twice to further determine the specific functions. The final chosen function is then called from the function library, and once the processing is complete, the edited image  $y$  and the LLM's reply  $\mathcal{A}$  are returned to the user. The formal definition of TalkPhoto is as follows:

$$\{y, \mathcal{A}\} = \text{TalkPhoto}(x, \mathcal{I}; \text{LLM}, M, F, \mathcal{P}). \quad (1)$$

#### B. Plug-and-play and efficient invocation

**Prompt design.** The details of the prompt design in TalkPhoto are shown in Fig. 3. Our prompt is divided into

#### Input:

You are an image editing software, need to choose the appropriate editing function according to the user's editing requirements.  
Please answer the user's editing requirements with concise words and sweet tone.

Each function is described as follows: {functions}.

#### Note:

1. The output format is {"name": [Name of function 1, ..., Name of function N], "answer": You first analyze the needs of users, and then answer your reasons and suggestions for choosing these functions}
2. The name of function must be selected from the current functions {functions\_names} that you can perform. It is not allowed to create new function names.

#### For example:

User's editing requirements: a little lighter skin  
Your answer: {"name": ["skin\_adjustment"], "answer": "In order to make the user's skin look fairer, the "skin\_adjustment" function was selected to achieve the user's desired whiter effect." }

#### Here we go!

User's editing requirements: {user\_input}

Fig. 3: **The details of the prompt template.** It consists of prefix prompt, functions information, fixed output format, and few-shot examples in turn.

four parts: (1) *Prefix Prompt*, which is mainly to set the role of LLM and tell it what it needs to do, represented by  $\mathcal{P}_{pre}$ ; (2) *Functions Information*, including the name and description of the functions contained in the Function Library, represented by  $\mathcal{P}_{fun}$ ; (3) *Fixed Output Format*, which specifies the output format required from the LLM for easier parsing and subsequent function invocation, represented by  $\mathcal{P}_{fmt}$ ; (4) *Few-Shot Examples*, which help the LLM understand and complete the task by providing a few examples, further reinforcing the output format, represented by  $\mathcal{P}_{exp}$ . Thus, the



---

**Algorithm 1** Hierarchical invocation strategy
 

---

**Input:** The large language model  $LLM$ , the function library  $F$ , the user text instruction  $\mathcal{I}$ , the main prompt containing descriptions of main functions  $\mathcal{P}_{main}$ , the sub-prompt containing descriptions of sub-functions  $\{\mathcal{P}_{sub}^1, \dots, \mathcal{P}_{sub}^K\}$

**Output:** FunctionList

```

1: ▷ The main invocation
2:  $\mathcal{R}_f, \mathcal{R}_a \leftarrow LLM(\mathcal{I}, \mathcal{P}_{main})$ 
3: for  $i = 0, \dots, \text{len}(\mathcal{R}_f)$  do
4:    $F_i \leftarrow \text{match}(F, \mathcal{R}_f^i)$ 
5:   if  $F_i$  has sub-functions then
6:     ▷ The sub invocation
7:      $\mathcal{R}_{subf}, \mathcal{R}_{suba} \leftarrow LLM(\mathcal{I}, \mathcal{P}_{sub}^i)$ 
8:     for  $j = 0, \dots, \text{len}(\mathcal{R}_{subf})$  do
9:        $f \leftarrow \text{match}(F_i, \mathcal{R}_{subf}^j)$ 
10:      append  $f$  to FunctionList
11:   end for
12: end if
13: end for
14: return FunctionList
  
```

---

entire prompt can be represented as:

$$\mathcal{P} = \text{Concat}(\mathcal{P}_{pre}, \mathcal{P}_{fun}, \mathcal{P}_{fmt}, \mathcal{P}_{exp}). \quad (2)$$

Referring to function calling [28], we include function names and descriptions in the prompt and ensure that the LLM’s output can be parsed by providing few-shot examples and explicitly specifying the output format. More importantly, this way offers plug-and-play flexibility in adding new tools and adapting to new tasks. Inspired by ReAct [29], we add the sentence, “*You first analyze the needs of users, and then answer your reasons and suggestions for choosing these functions,*” to our prompt, achieving a reasoning effect. By specifying “[Name of function 1,..., Name of function N],” we also enable the invocation of multiple functions at a time.

**Function simplification.** We observe that LLMs tend to perform better with tasks that involve making selections within a defined range. Therefore, we simplify some functions. For example, in the task of facial whitening, the degree of whitening is usually adjustable. However, spending a lot of text explaining to the LLM the range of possible values, and how adjusting the values will darken or lighten the skin tone, often yields unsatisfactory results. We ultimately decided to split whitening and darkening into two distinct functions and set a degree value with a clear distinction for the input argument. This way, the LLM only needs to determine which function to use and adjust the degree by repeatedly applying the same function. Similarly, with lipstick coloring tasks, it is challenging for people to accurately describe the desired lipstick color, often using subjective expressions like “*a color that brightens the complexion.*” Directly parsing the arguments for lipstick coloring might result in varied responses like “*brightening*” or “*lipstick.*” We opt to turn common color options into sub-functions, such as “*Pure Red*” or “*Burnt Tomato*”, allowing the LLM to choose the color that best matches the description, thereby addressing the issue of unstable parsing.

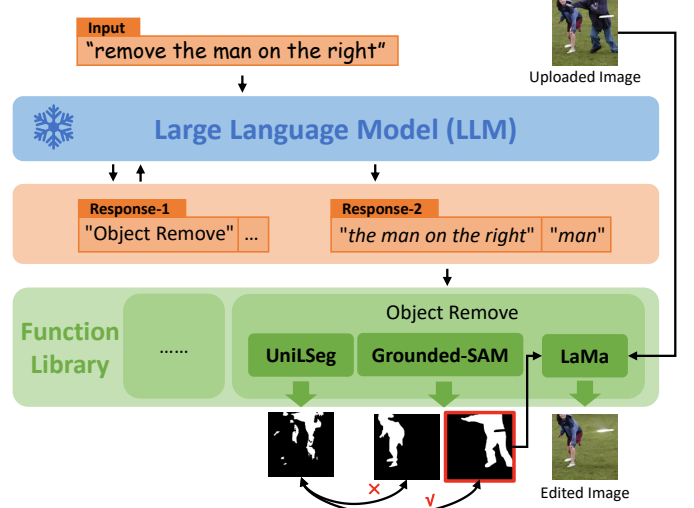


Fig. 4: **Our pipeline for instructional image inpainting.** The LLM responds twice in total. The first response determines the invocation of the object removal function. The second response outputs the category and detailed description of the removed object, which are then input into two segmentation models. The results are matched to obtain the optimal segmentation mask, which is subsequently used for inpainting to generate the final result.

**Hierarchical Invocation.** A common issue with tool-augmented language models is the maximum token length limit. Users often perform multiple edits on a single image, all within the same conversation round. To maintain context throughout the conversation, tokens accumulate continuously. The function library is also updated regularly. Passing all function descriptions to the LLM increases unnecessary token consumption and reduces the number of edits a user can make. To address these, we propose a hierarchical invocation strategy. The main idea is to group similar functions, including previously mentioned function options, into a main function and manage them through the LLM. An overview of our strategy is presented in Algo. 1. When a user instruction is received, the LLM first parses the main function from the initial response of the main conversation. If this main function contains sub-functions, a second LLM call is made to locate the specific sub-functions, which starts a new conversation. Compared to not using a hierarchical strategy, passing the names and descriptions of the main functions and sub-functions into two separate conversations can significantly improve the accuracy of function invocation and reduce token consumption.

### C. Instructional image inpainting

Considering that existing methods like referring expression segmentation and binary mask-based inpainting have already achieved good results, we propose a two-stage pipeline for instructional image inpainting [41]: (1) generating a segmentation mask for the object based on the textual instructions, and (2) using the original image and the mask as input for inpainting. Both of these steps can be directly implemented using existing advanced models. As shown in Fig. 4, after the LLM receives the user’s instruction to remove a specific




Fig. 5: **Intermediate results of object removal using our method.** The first column is the original image, and the second column is the segmentation mask detected by the pre-trained description-based segmentation model [42]. The third column shows the refined mask for inpainting. The fourth column is our final result obtained using the pre-trained inpainting model [44].

object, it first determines to invoke the “Object Removal” function. The LLM then provides a second response, analyzing and replying with the category and detailed description of the object to be removed. Next, it calls the category-based segmentation model [42] and description-based segmentation model [43] separately. Using the coarse mask obtained from the description-based segmentation model, we match it with the mask list generated by the category-based segmentation model, selecting the target with the largest overlapping area as the refined result. The user’s uploaded image and the final refined mask are input into the inpainting model [44], and the processed result is the final edited image returned to the user. The intermediate results are demonstrated in Fig. 5. The coarse mask obtained by the description-based segmentation model does contain the specified object, but it is not completely accurate. After combining the category-based segmentation model, the final refined mask has a finer outline.

#### IV. EXPERIMENTS

##### A. Implementation details

**Supported Functions.** We select the state-of-the-art open-source model, Qwen2-72B-Instruct [45], as the LLM for TalkPhoto. The following functions are supported:

- *Face Beautification and Shaping, Lipstick Coloring, and Photo Filters:* All of these are implemented by us using the OpenCV library [46]. Each operation has predefined parameters, such as the degree of skin whitening in one step, nine lipstick shades, and five filter definitions.

- *One-Click Makeup:* This involves predefined reference images of eleven different makeup styles. We use a makeup

<p>"The eyebrows are too thin"</p> <p>"My eyes are a bit too far apart"</p> <p>"I want a vibrant makeup"</p> <p>"The photo is not clear enough"</p> <p>"Cut out the logo in this photo"</p> <p>"Can you remove the watermark"</p> <p>"I want a filter that makes the photo look warm"</p>	<p>"My nose is too prominent; reduce its size and enlarge my eyes"</p> <p>"I want to take an ID photo with long hair, but still want my face to look round"</p> <p>"Can this photo get a sweet makeup look, and also have its quality improved?"</p> <p>"I want to extract the dog from this photo and add a black and white filter"</p>
(a) Single - EN Ver.	(b) Dual - EN Ver.
<p>"不能让脸看起来瘦一点"</p> <p>"想要个偏紫色的口红, 看起来更成熟"</p> <p>"照片可以调整成秋天的色调吗"</p> <p>"可不可以把最左边的女生去掉"</p>	<p>"想要个又细又长的眉毛, 看起来更温柔"</p> <p>"把旁边的垃圾桶给弄没, 再加层亮一点的滤镜"</p> <p>"照片里我眼睛没睁开, 能给弄睁眼不? 顺便磨下皮"</p> <p>"我想要生成一张丸子头的证件照, 但是得把人单独抠出来"</p>
(c) Single - CN Ver.	(d) Dual - CN Ver.

Fig. 6: Example instructions of the single-task in English (a) and Chinese (c), and dual-task in English (b) and Chinese(d).

transfer method [47] to automatically transfer the makeup from the reference image to the input image.

- *Image Enhancement:* We use a blind face restoration method [48] to enhance the face region and a super-resolution method [49] to enhance the other regions of the image.

- *ID Photo Generation:* Four reference ID photo templates are predefined. We use a face fusion algorithm [50] to generate a new image that resembles the input image’s face and has the template’s clothing features.

- *Open Eyes:* The function first generates a StyleGAN2 [51] latent vector of the input image, then uses e4e [52] to generate an open-eyed face by moving along a predefined latent vector direction corresponding to the “open eyes” attribute. The eye region is segmented [53] (with mask smoothing) and then pasted onto the original image.

- *Object Retention and Removal:* This function operates similarly to the object removal function, but instead of performing inpainting, it directly segments out the region of the original image corresponding to the segmentation mask.

**Datasets.** In order to uniformly evaluate the tool usage frameworks of existing LLMs and TalkPhoto’s capability in function invocation, we construct an instruction dataset for testing. The dataset includes single-task and dual-task instructions, each with Chinese and English versions, with 300 examples for each task in each language. Single-task instructions refer to those where fulfilling the user’s text instruction requires executing only one function, while dual-task instructions require executing two functions to meet the user’s requirements. Example samples are shown in Fig. 6. To assess the performance of TalkPhoto and other instruction-based image editing frameworks in object removal, we select the GQA-Inpaint dataset [41], filtering out 101 unique source-target-prompt pairs to ensure that the provided prompts are reasonable and that the mentioned objects are unique. The basic format of the instruction is “remove xxx”.

##### Evaluation Metrics.

##### B. Comparison with the state-of-the-art

**Function invocation.** We compare the performance of TalkPhoto with function calling and ReAct on our proposed test instruction dataset. Since Qwen2 supports function calling, we can directly pass in all of our function names and descriptions. ReAct is tested by adding a ReAct prompt template based on the previous function calling. These two methods are currently the primary approaches used in LLMs for tool

TABLE I: Comparison of Invocation Accuracy and Token Usage across different tasks, methods, and datasets. Function calling only supports single-function calls. ReAct enables multi-function calls, but the strict requirements for parsing function names and arguments lead to a higher error rate. Our method achieves the highest function invocation accuracy and the lowest token consumption.

Task	Dataset	Function Calling		ReAct		Ours	
		Invoc. Acc.	Token Usage	Invoc. Acc.	Token Usage	Invoc. Acc.	Token Usage
EN Ver.	Single	83.3	2879.0	56.0	6020.2	90.0	1271.7
	Dual	/	2888.7	46.7	6063.3	87.3	1300.7
CN Ver.	Single	87.7	2913.2	60.0	6091.8	89.0	1299.1
	Dual	/	2930.6	54.7	6225.2	89.3	1377.9

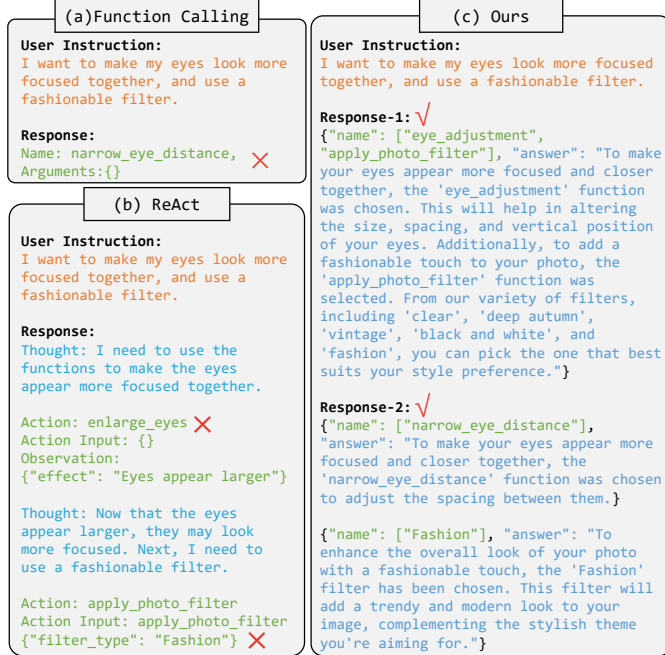


Fig. 7: Comparison of different function invocations under the same user instruction. (a) Function calling can only handle single-function calls. (b) ReAct calls are often inaccurate and result in parsing errors. (c) Our method first identifies the main function and then breaks it down into sub-functions, enabling accurate multi-function calls.

usage frameworks. As shown in Tab. I, Function calling lacks reasoning capabilities and only supports single-function calls. Adding ReAct enables multi-function calls, but the strict requirements for parsing function names and arguments lead to a higher error rate. With the help of the carefully designed prompt and the hierarchical strategy, our method significantly improves function invocation accuracy and greatly reduces token consumption. As shown in Fig. 7, with the same user instruction, function calling (a) only calls one function, and the called function is wrong. ReAct (b) needs to first determine whether a tool is required; if so, it proceeds with *Action-Action Input-Observation*. It is often error-prone when parsing *Action* and *Action Input*. Our method (c) passing the names and descriptions of the main functions and sub-functions into two separate conversations can significantly improve the accuracy of function invocation. Response-1 and Response-2 are the responses of the main conversation and the second call.



Fig. 8: Qualitative comparison on various editing tasks. End-to-end image editing frameworks [15], [16], [54] do not align well with the instructions and lack high image quality. Our method achieves better subjective results, especially local region editing.

**Instruction-based image editing.** We present the results of some functions and compare them with end-to-end image editing frameworks, including InstPix2Pix [15], MGIE [54], and UltraEdit [16]. Since these frameworks require specific instruction formats during training and inference, we use their required formats to ensure a fair comparison. In practice, TalkPhoto supports flexible instructions and is highly robust to natural language from users. As shown in Fig. 8, the results generated by end-to-end image editing frameworks often do not align well with the instructions and lack high image quality. Our method integrates traditional approaches with advanced deep learning models, achieving better subjective results in various tasks, especially local region editing.

**Instructional image inpainting.** To validate the superiority of our pipeline, we compare it with end-to-end image editing methods, including those designed for general editing tasks, namely InstPix2Pix [15], MGIE [54], and UltraEdit [16]), and specifically trained for this task, Inst-Inpaint [41]. The objective results are shown in the Tab. III. Our method



TABLE II: Ablation studies on the core design of function invocation in TalkPhoto. “Reasoning”: whether to include the phrase “*You first analyze the needs of users, and then answer your reasons and suggestions for choosing these functions*” in the prompt template. “Hierarchy”: whether to use a hierarchical strategy for function invocation. “Examples”: how many examples in the prompt template.

Config.	(a)	(b)	(c)	(d)	(e)	(f)	(g)
Reasoning	✗	✗	✓	✓	✓	✓	✓
Hierarchy	✗	✓	✓	✓	✓	✓	✓
Examples	0	0	0	1	2	3	4
Invoc. Acc.	81.3	82.7	84.3	87.7	89.3	90.0	89.7
Token Usage	1775.4	927.1	952.9	1060.6	1155.3	1271.7	1403.2




Fig. 9: Qualitative comparison on GQA-Inpaint dataset. Our method demonstrates superior editing capabilities compared to existing instruction-based image editing methods. InstPix2Pix [15], MGIE [54], UltraEdit [16], and Inst-Inpaint [41] are difficult to completely and naturally eliminate the specified object, but our method can, without any visible effect on other areas.

TABLE III: The comparisons with other instruction-based image editing methods on the object removal. The best and the second-best scores are highlighted in **bold** and underline respectively.

Method	PSNR (dB)↑	SSIM↑	LPIPS ↓	CLIP Score↓
InstPix2Pix	23.949	0.813	0.102	20.087
MGIE	24.994	<u>0.857</u>	<u>0.055</u>	19.528
UltraEdit	21.754	0.744	0.130	<b>17.891</b>
Inst-Inpaint	22.533	0.710	0.077	19.581
Ours	<b>45.742</b>	<b>0.994</b>	<b>0.004</b>	<u>18.156</u>

achieves the best results in PSNR, SSIM, and LPIPS, and reaches the second-best performance in CLIP score. The significant improvement in PSNR particularly demonstrates that the phased approach of first segmenting the object and then performing inpainting effectively preserves the pixel values in regions outside the removed object. The subjective results, as shown in Fig. 9, highlight that our method not only accurately locates the object but also delivers the most natural removal effect. Other methods either fail to select the object to be

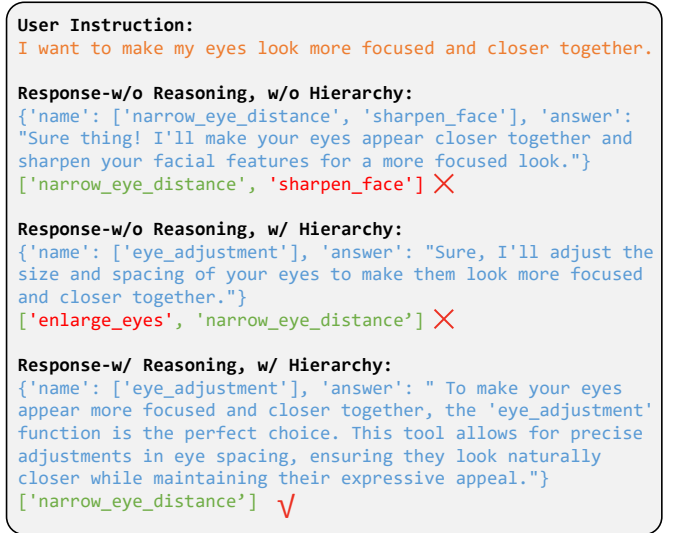


Fig. 10: Comparison of an example under different configurations. Without reasoning, an irrelevant function is invoked (about the eyes, not the face). Without hierarchy, an incorrect function is invoked (about the distance between the eyes, not the size of the eyes). Only by combining both can the correct function be output.

eliminated or have obvious traces of editing.

### C. Ablation studies

To demonstrate the effectiveness of our proposed design, we conduct ablation studies. The studies focused on three aspects: whether to include the phrase “*You first analyze the needs of users, and then answer your reasons and suggestions for choosing these functions*” in the prompt template to guide the LLM in reasoning (“Reasoning”), whether to use a hierarchical strategy for function invocation (“Hierarchy”) and how many examples in the prompt template (“Examples”). From Tab. II, we can see that providing examples significantly improved invocation accuracy, likely due to better guidance on the LLM’s output format, reducing parsing errors. However, more examples do not necessarily lead to better results; after four examples, accuracy decreased, and token consumption increased in vain. Guiding the LLM in reasoning and adopting a hierarchical strategy both improved accuracy, while the hierarchical strategy also significantly reduced token consumption. TalkPhoto ends up using the configuration labeled as (f). Taking a representative example, as shown in Fig. 10,




Fig. 11: Visual results of *Face Beautification and Shaping*, *Lipstick Coloring*, *Photo Filters*, *One-Click Makeup*, *Open Eyes*, and *ID photo generation*.

when reasoning is applied but not hierarchy, an irrelevant function is called. When hierarchy is applied but not reasoning, similar functions can be easily confused. Only when both are combined can accurate results be achieved.

#### D. Additional results

**More Visual Results.** We provide detailed illustrations of the effects for several functions we support in Fig. 11. These include *Face Beautification and Shaping*, *Lipstick Coloring*, and *Photo Filters* implemented using OpenCV, as well as *One-Click Makeup*, *ID photo generation*, and *Open Eyes* on the CEW dataset [55] achieved through deep learning. This also highlights the superiority of our approach, which seamlessly integrates traditional algorithms and deep learning algorithms into a unified framework, complementing each other. It is worth mentioning that the algorithms for *Face Beautification and Shaping*, *Lipstick Coloring*, *Photo Filters*, and *Open Eyes* are entirely developed by us and not directly taken from existing algorithms. Fig. 12 shows the effects of *Object Removal* on the GQA-Inpaint dataset.

**Local Demo.** At the same time, we deploy the LLM and other models on a local server, achieving offline functionality. The LLM used is Qwen2-7B-instruct, which can run on a single GeForce RTX 3090 (24G) GPU. Additionally, we use vLLM [56] for further deployment of the LLM, which significantly improves loading and inference speed. As shown in Fig. 13, we use Gradio [57] to build a graphical interface to facilitate user interaction. Fig. 14 demonstrates a multi-turn conversation example of TalkPhoto. The user uploads an image

and inputs multiple text instructions, and TalkPhoto returns both the processed image and text responses.

## V. CONCLUSION

In this paper, we introduce TalkPhoto, a new framework for instruction-based image editing. It leverages large language models (LLMs) to comprehend and analyze user text instructions, then integrates existing image editing methods to fulfill the user’s needs. We enhance the flexibility of function invocation through a carefully designed prompt template. We improve invocation accuracy and reduce token consumption per edit by simplifying functions and introducing a hierarchical strategy. Additionally, TalkPhoto supports combining existing models to handle complex image editing tasks, such as instructional image inpainting, to achieve better object removal results. Massive experiments show that TalkPhoto’s function invocation capability significantly outperforms existing LLM-based tool usage frameworks and delivers strong performance across various tasks. This framework provides an easier way for ordinary users to edit images, without the need to learn any specialized knowledge or spend time searching for the latest techniques for each task. Our work also demonstrates the great potential of combining pre-trained large language models with large visual models, which will be beneficial for future vision-and-language research.

**Discussion.** Current tool-augmented language models primarily depend on the performance of LLMs, and we are no exception. Our method can also be seen as a summary of practical insights on how to better utilize LLMs to accomplish






Fig. 12: Visual results of *Object Removal*. The columns from left to right are the original image, the segmentation mask, and our final result.

specific tasks during experimentation. It does not require pre-training LLMs with JSON formats. Compared to pre-packaged prompt engineering, our approach offers a more flexible and efficient way to use various tools through LLMs. In the future, We will consider integrating reinforcement learning, using user feedback to adjust the model output, thereby enhancing editing stability and effectiveness. We will also introduce multimodal large language models (MLLMs) to improve the combined understanding of images and text, thereby automatically recommending appropriate editing operations to users.

## REFERENCES

- [1] Rombach R, Blattmann A, Lorenz D, Esser P, Ommer B. High-resolution image synthesis with latent diffusion models. In *Proceedings of the IEEE/CVF Conference on Computer Vision and Pattern Recognition (CVPR)*, 2022, 10684–10695.
- [2] Saharia C, Chan W, Saxena S, Li L, Whang J, Denton EL, Ghasemipour K, Gontijo Lopes R, Karagol Ayan B, Salimans T, et al. Photorealistic text-to-image diffusion models with deep language understanding. *Advances in Neural Information Processing Systems (NeurIPS)*, 2022, 35: 36479–36494.
- [3] Ramesh A, Dhariwal P, Nichol A, Chu C, Chen M. Hierarchical text-conditional image generation with clip latents. *arXiv preprint arXiv:2204.06125*, 2022, 1(2): 3.
- [4] Nichol AQ, Dhariwal P, Ramesh A, Shyam P, Mishkin P, McGrew B, Sutskever I, Chen M. GLIDE: Towards Photorealistic Image Generation and Editing with Text-Guided Diffusion Models. In *International Conference on Machine Learning (ICML)*, 2022, 16784–16804.
- [5] Liu H, Li C, Wu Q, Lee YJ. Visual instruction tuning. *Advances in Neural Information Processing Systems (NeurIPS)*, 2024, 36.
- [6] Li J, Li D, Savarese S, Hoi S. Blip-2: Bootstrapping language-image pre-training with frozen image encoders and large language models. In *International Conference on Machine Learning (ICML)*, 2023, 19730–19742.
- [7] Zhu D, Chen J, Shen X, Li X, Elhoseiny M. MiniGPT-4: Enhancing Vision-Language Understanding with Advanced Large Language Models. In *International Conference on Learning Representations (ICLR)*, 2024.
- [8] Koh JY, Fried D, Salakhutdinov RR. Generating images with multimodal language models. *Advances in Neural Information Processing Systems (NeurIPS)*, 2024, 36.
- [9] Xu Z, Zhang X, Li R, Tang Z, Huang Q, Zhang J. FakeShield: Explainable Image Forgery Detection and Localization via Multi-modal Large Language Models. In *The Thirteenth International Conference on Learning Representations*.
- [10] Zhang X, Li W, Zhao S, Li J, Zhang L, Zhang J. VQ-Insight: Teaching VLMs for AI-Generated Video Quality Understanding via Progressive Visual Reinforcement Learning. *arXiv preprint arXiv:2506.18564*, 2025.
- [11] Li W, Zhang X, Zhao S, Zhang Y, Li J, Zhang L, Zhang J. Q-insight: Understanding image quality via visual reinforcement learning. *arXiv preprint arXiv:2503.22679*, 2025.
- [12] Zhao S, Zhang X, Li W, Li J, Zhang L, Xue T, Zhang J. Reasoning as Representation: Rethinking Visual Reinforcement Learning in Image Quality Assessment. *arXiv preprint arXiv:2510.11369*, 2025.
- [13] Xu Z, Zhang X, Zhou X, Zhang J. AvatarShield: Visual Reinforcement Learning for Human-Centric Video Forgery Detection. *arXiv preprint arXiv:2505.15173*, 2025.
- [14] Hertz A, Mokady R, Tenenbaum J, Aberman K, Pritch Y, Cohen-or D. Prompt-to-Prompt Image Editing with Cross-Attention Control. In *International Conference on Learning Representations (ICLR)*, 2023.
- [15] Brooks T, Holynski A, Efros AA. InstructPix2Pix: Learning to follow image editing instructions. In *Proceedings of the IEEE/CVF Conference on Computer Vision and Pattern Recognition (CVPR)*, 2023, 18392–18402.
- [16] Zhao H, Ma X, Chen L, Si S, Wu R, An K, Yu P, Zhang M, Li Q, Chang B. UltraEdit: Instruction-based Fine-Grained Image Editing at Scale. *arXiv preprint arXiv:2407.05282*, 2024.
- [17] Yu J, Zhang X, Xu Y, Zhang J. Cross: Diffusion model makes controllable, robust and secure image steganography. *Advances in Neural Information Processing Systems*, 2023, 36: 80730–80743.
- [18] Zhang X, Zhang Y, Xiong R, Sun Q, Zhang J. Herosnet: Hyperspectral explicable reconstruction and optimal sampling deep network for snapshot compressive imaging. In *Proceedings of the IEEE/CVF Conference on Computer Vision and Pattern Recognition*, 2022, 17532–17541.
- [19] Yang S, Zhang X, Wang Y, Yu J, Wang Y, Zhang J. Diffle: Diffusion-based domain calibration for weak supervised low-light image enhancement. *International Journal of Computer Vision*, 2025, 133(5): 2527–2546.
- [20] Zhang X, Xu Y, Li R, Yu J, Li W, Xu Z, Zhang J. V2a-mark: Versatile deep visual-audio watermarking for manipulation localization and copyright protection. In *Proceedings of the 32nd ACM International Conference on Multimedia*, 2024, 9818–9827.
- [21] Zhang X, Tang Z, Xu Z, Li R, Xu Y, Chen B, Gao F, Zhang J. Omniguard: Hybrid manipulation localization via augmented versatile deep image watermarking. In *Proceedings of the Computer Vision and Pattern Recognition Conference*, 2025, 3008–3018.
- [22] Peng B, Zhang X, Lei J, Zhang Z, Ling N, Huang Q. LVE-S2D: Low-light video enhancement from static to dynamic. *IEEE Transactions on Circuits and Systems for Video Technology*, 2022, 32(12): 8342–8352.
- [23] Zhang X, Meng J, Li R, Xu Z, Zhang Y, Zhang J. Gs-hider: Hiding messages into 3d gaussian splatting. *Advances in Neural Information Processing Systems*, 2024, 37: 49780–49805.
- [24] Shen Y, Song K, Tan X, Li D, Lu W, Zhuang Y. Hugginggpt: Solving ai tasks with chatgpt and its friends in hugging face. *Advances in Neural Information Processing Systems (NeurIPS)*, 2024, 36.

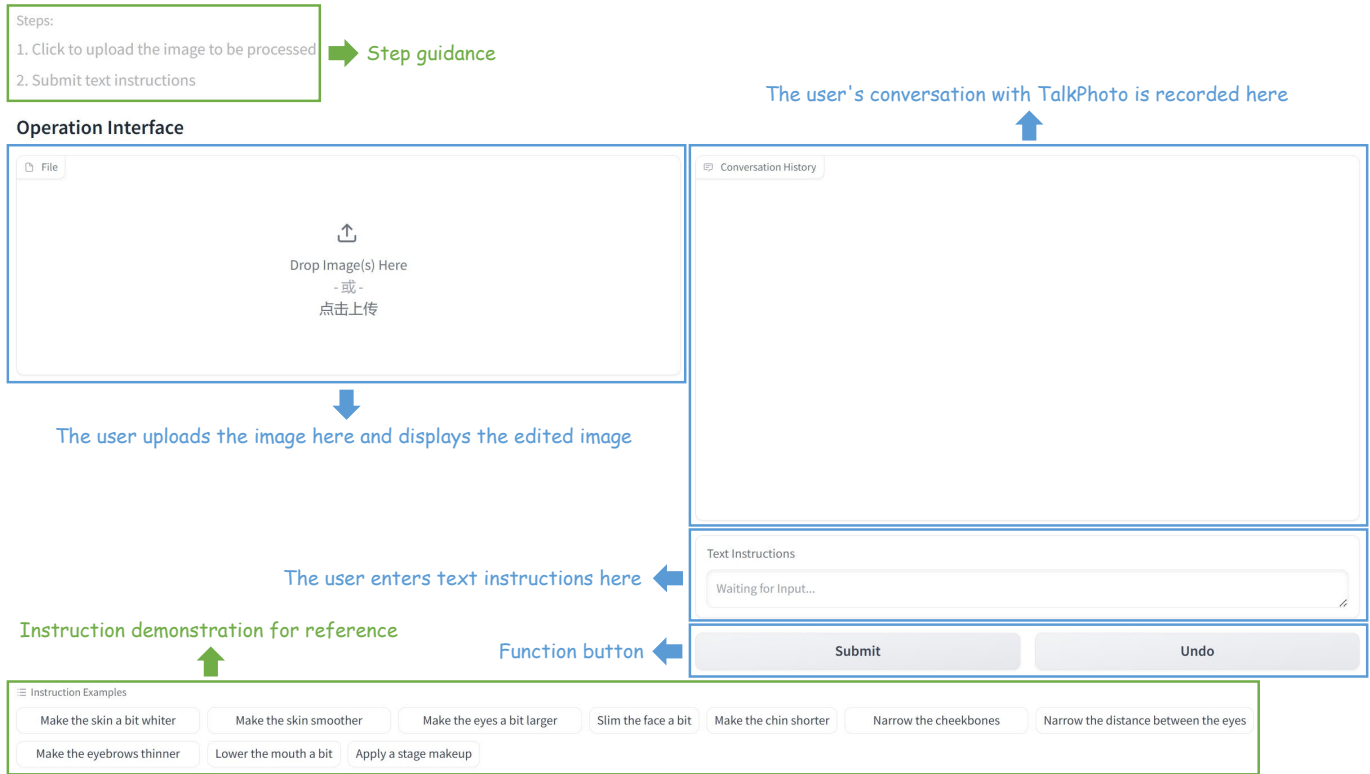
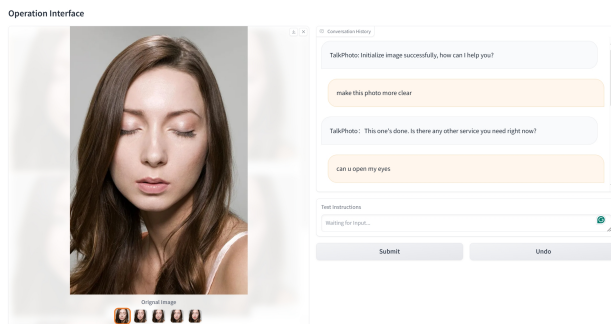
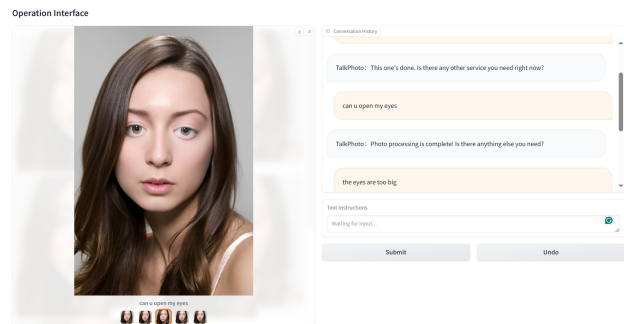


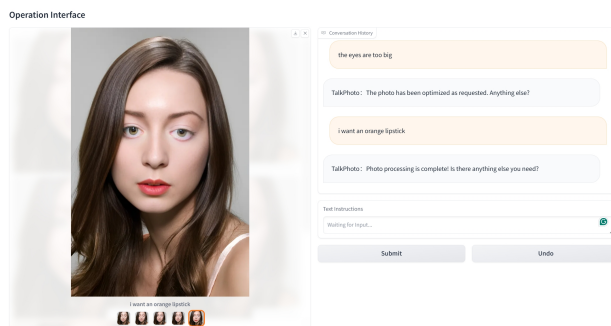
Fig. 13: The graphical interface built with Gradio, mainly including an area for the user to upload and display images, an area for the user to talk to TalkPhoto, an area for the user to enter text instructions, and buttons for submit and undo.



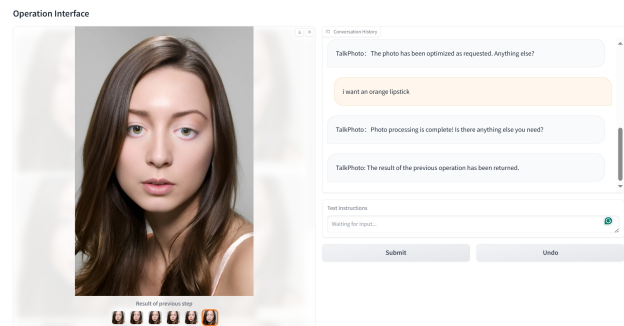
(a) User uploads a photo, and TalkPhoto is waiting for the user to enter the next instruction input.



(b) User inputs "can u open my eyes", then TalkPhoto invokes *Open Eyes* and returns a text reply.



(c) User inputs "i want an orange lipstick", then TalkPhoto invokes *Lipstick Coloring-Pure Orange* and returns a text reply.



(d) User clicks the "Undo" button, then TalkPhoto returns the previous result image and a text reply.

Fig. 14: Demonstration of multiple rounds of conversations between users and TalkPhoto.

- [25] Patil SG, Zhang T, Wang X, Gonzalez JE. Gorilla: Large language model connected with massive apis. *arXiv preprint arXiv:2305.15334*, 2023.
- [26] Wu C, Yin S, Qi W, Wang X, Tang Z, Duan N. Visual chatgpt: Talking, drawing and editing with visual foundation models. *arXiv preprint arXiv:2303.04671*, 2023.
- [27] Lu P, Peng B, Cheng H, Galley M, Chang KW, Wu YN, Zhu SC, Gao J. Chameleon: Plug-and-play compositional reasoning with large language models. *Advances in Neural Information Processing Systems (NeurIPS)*, 2024, 36.
- [28] OpenAI. Function Calling. <https://platform.openai.com/docs/guides/function-calling>, 2023.
- [29] Yao S, Zhao J, Yu D, Du N, Shafraan I, Narasimhan K, Cao Y. ReAct: Synergizing Reasoning and Acting in Language Models. In *International Conference on Learning Representations (ICLR)*, 2023.
- [30] Kawar B, Zada S, Lang O, Tov O, Chang H, Dekel T, Mosseri I, Irani M. Imagic: Text-based real image editing with diffusion models. In *Proceedings of the IEEE/CVF Conference on Computer Vision and Pattern Recognition (CVPR)*, 2023, 6007–6017.
- [31] Mokady R, Hertz A, Aberman K, Pritch Y, Cohen-Or D. Null-text inversion for editing real images using guided diffusion models. In *Proceedings of the IEEE/CVF Conference on Computer Vision and Pattern Recognition (CVPR)*, 2023, 6038–6047.
- [32] Zhang K, Mo L, Chen W, Sun H, Su Y. Magicbrush: A manually annotated dataset for instruction-guided image editing. *Advances in Neural Information Processing Systems (NeurIPS)*, 2024, 36.
- [33] Brown T, Mann B, Ryder N, Subbiah M, Kaplan JD, Dhariwal P, Nee-lakantan A, Shyam P, Sastry G, Askell A, et al.. Language models are few-shot learners. *Advances in Neural Information Processing Systems (NeurIPS)*, 2020, 33: 1877–1901.
- [34] Face H. Hugging Face. <https://huggingface.co/>, 2016.
- [35] Ouyang L, Wu J, Jiang X, Almeida D, Wainwright C, Mishkin P, Zhang C, Agarwal S, Slama K, Ray A, et al.. Training language models to follow instructions with human feedback. *Advances in Neural Information Processing Systems (NeurIPS)*, 2022, 35: 27730–27744.
- [36] Schick T, Dwivedi-Yu J, Dessì R, Raileanu R, Lomeli M, Hambro E, Zettlemoyer L, Cancedda N, Scialom T. Toolformer: Language models can teach themselves to use tools. *Advances in Neural Information Processing Systems (NeurIPS)*, 2024, 36.
- [37] Yang R, Song L, Li Y, Zhao S, Ge Y, Li X, Shan Y. Gpt4tools: Teaching large language model to use tools via self-instruction. *Advances in Neural Information Processing Systems (NeurIPS)*, 2024, 36.
- [38] Hu EJ, Wallis P, Allen-Zhu Z, Li Y, Wang S, Wang L, Chen W, et al.. LoRA: Low-Rank Adaptation of Large Language Models. In *International Conference on Learning Representations (ICLR)*, 2021.
- [39] Zhao L, Yang Y, Zhang K, Shao W, Zhang Y, Qiao Y, Luo P, Ji R. DiffAgent: Fast and Accurate Text-to-Image API Selection with Large Language Model. In *Proceedings of the IEEE/CVF Conference on Computer Vision and Pattern Recognition (CVPR)*, 2024, 6390–6399.
- [40] Hong W, Wang W, Lv Q, Xu J, Yu W, Ji J, Wang Y, Wang Z, Dong Y, Ding M, et al.. Cogagent: A visual language model for gui agents. In *Proceedings of the IEEE/CVF Conference on Computer Vision and Pattern Recognition (CVPR)*, 2024, 14281–14290.
- [41] Yildirim AB, Baday V, Erdem E, Erdem A, Dundar A. Inst-inpaint: Instructing to remove objects with diffusion models. *arXiv preprint arXiv:2304.03246*, 2023.
- [42] Liu Y, Zhang C, Wang Y, Wang J, Yang Y, Tang Y. Universal segmentation at arbitrary granularity with language instruction. In *Proceedings of the IEEE/CVF Conference on Computer Vision and Pattern Recognition (CVPR)*, 2024, 3459–3469.
- [43] Ren T, Liu S, Zeng A, Lin J, Li K, Cao H, Chen J, Huang X, Chen Y, Yan F, et al.. Grounded sam: Assembling open-world models for diverse visual tasks. *arXiv preprint arXiv:2401.14159*, 2024.
- [44] Suvorov R, Logacheva E, Mashikhin A, Remizova A, Ashukha A, Silvestrov A, Kong N, Goka H, Park K, Lempitsky V. Resolution-robust large mask inpainting with fourier convolutions. In *Proceedings of the IEEE/CVF Winter Conference on Applications of Computer Vision (WACV)*, 2022, 2149–2159.
- [45] Yang A, Yang B, Hui B, Zheng B, Yu B, Zhou C, Li C, Li C, Liu D, Huang F, et al.. Qwen2 technical report. *arXiv preprint arXiv:2407.10671*, 2024.
- [46] Bradski G, Kaehler A, et al.. OpenCV. *Dr. Dobb's journal of software tools*, 2000, 3(2).
- [47] Zhang Y, Wei L, Zhang Q, Song Y, Liu J, Li H, Tang X, Hu Y, Zhao H. Stable-Makeup: When Real-World Makeup Transfer Meets Diffusion Model. *arXiv preprint arXiv:2403.07764*, 2024.
- [48] Wang X, Li Y, Zhang H, Shan Y. Towards real-world blind face restoration with generative facial prior. In *Proceedings of the IEEE/CVF Conference on Computer Vision and Pattern Recognition (CVPR)*, 2021, 9168–9178.
- [49] Wang X, Xie L, Dong C, Shan Y. Real-esrgan: Training real-world blind super-resolution with pure synthetic data. In *IEEE/CVF International Conference on Computer Vision (ICCV)*, 2021, 1905–1914.
- [50] Modelscope. Face Fusion. [https://www.modelscope.cn/models/damo/cv\\_unet\\_face\\_fusion\\_torch](https://www.modelscope.cn/models/damo/cv_unet_face_fusion_torch), 2023.
- [51] Karras T, Laine S, Aittala M, Hellsten J, Lehtinen J, Aila T. Analyzing and improving the image quality of stylegan. In *Proceedings of the IEEE/CVF Conference on Computer Vision and Pattern Recognition (CVPR)*, 2020, 8110–8119.
- [52] Tov O, Alaluf Y, Nitzan Y, Patashnik O, Cohen-Or D. Designing an encoder for stylegan image manipulation. *ACM Transactions on Graphics (TOG)*, 2021, 40(4): 1–14.
- [53] Zheng Y, Yang H, Zhang T, Bao J, Chen D, Huang Y, Yuan L, Chen D, Zeng M, Wen F. General facial representation learning in a visual-linguistic manner. In *Proceedings of the IEEE/CVF Conference on Computer Vision and Pattern Recognition (CVPR)*, 2022, 18697–18709.
- [54] Fu TJ, Hu W, Du X, Wang WY, Yang Y, Gan Z. Guiding Instruction-based Image Editing via Multimodal Large Language Models. In *International Conference on Learning Representations (ICLR)*, 2024.
- [55] Song F, Tan X, Liu X, Chen S. Eyes closeness detection from still images with multi-scale histograms of principal oriented gradients. *Pattern Recognition*, 2014, 47(9): 2825–2838.
- [56] Kwon W, Li Z, Zhuang S, Sheng Y, Zheng L, Yu CH, Gonzalez JE, Zhang H, Stoica I. Efficient Memory Management for Large Language Model Serving with PagedAttention. In *Proceedings of the ACM SIGOPS 29th Symposium on Operating Systems Principles*, 2023.
- [57] Abid A, Abdalla A, Abid A, Khan D, Alfazan A, Zou J. Gradio: Hassle-Free Sharing and Testing of ML Models in the Wild. *arXiv preprint arXiv:1906.02569*, 2019.