

A New Benchmark for the Appropriate Evaluation of RTL Code Optimization

Yao Lu, Shang Liu, Hangan Zhou, Wenji Fang, Qijun Zhang, Zhiyao Xie*

Hong Kong University of Science and Technology

(*Corresponding Author: eezhiyao@ust.hk)

ABSTRACT

The rapid progress of artificial intelligence increasingly relies on efficient integrated circuit (IC) design. Recent studies have explored the use of large language models (LLMs) for generating Register Transfer Level (RTL) code, but existing benchmarks mainly evaluate syntactic correctness rather than optimization quality in terms of power, performance, and area (PPA). This work introduces RTL-OPT, a benchmark for assessing the capability of LLMs in RTL optimization. RTL-OPT contains 36 handcrafted digital designs that cover diverse implementation categories including combinational logic, pipelined datapaths, finite state machines, and memory interfaces. Each task provides a pair of RTL codes, a suboptimal version and a human-optimized reference that reflects industry-proven optimization patterns not captured by conventional synthesis tools. Furthermore, RTL-OPT integrates an automated evaluation framework to verify functional correctness and quantify PPA improvements, enabling standardized and meaningful assessment of generative models for hardware design optimization¹.

1 INTRODUCTION


In recent years, the adoption of large language models (LLMs) in the agile design of ICs has emerged as a promising research direction [8]. Especially, many recent works [5, 6, 9–11, 13, 14, 16, 18, 22, 27] develop customized LLMs to directly generate IC designs in the format of Register-Transfer Level (RTL) code, such as Verilog.

Benchmarking RTL Code Generation. The RTL design is the starting point of digital IC design implementation and requires significant human efforts and expertise. LLM-assisted RTL code generation techniques [10, 14, 16, 27] aim to relieve engineers from the tedious RTL coding process. To enable a fair comparison among different LLMs' capabilities in RTL generation, high-quality benchmarks become necessary. Representative benchmarks on RTL code generation include VerilogEval [12] and RTLLM [17], VerilogEval v2 [19], RTLLM 2.0 [15], CVDP [20], and others [4, 7].

Difficulty in Evaluating RTL Optimization. However, the aforementioned benchmarks primarily focus on the *correctness* of RTL code generation, without explicitly evaluating the *optimization of IC design's ultimate qualities* in terms of power, performance, and area (PPA). The RTL code will be synthesized into ultimate circuit implementations using synthesis tools, which will apply extensive logic optimizations when converting RTL code into implementations. Thus, PPA results depend on both the RTL code quality and the downstream synthesis process. As we will point out in this paper, this tight interplay makes benchmarking RTL optimization particularly challenging, sometimes even misleading.

<pre>module example1 (input [7:0] a,b, output [7:0] s1,s2); wire [7:0] t1, t2; assign s1 = a + b; assign t1 = s1 + 0; assign t2 = s1 * 1; assign s2 = t1 + t2; endmodule</pre>	<pre>module example1_opt (input [7:0] a,b, output [7:0] s1,s2); assign s1 = a + b ; assign s2 = s1 * 2; endmodule</pre>				
DC Results	Cells	Area	Power	WNS	TNS
example1 & example1_opt	106	94.7	0.51	-0.18	-1.81

(a) An example of overly contrived *suboptimal* and *optimized* RTL code pair in existing benchmark [26].



Suboptimal Designs


```

module example2
.....
wire [6:0] dout_next;

assign dout_next = 10 + sel*3;

always @(posedge clk) begin
    dout <= dout_next;
end

```



Optimized Designs

```

module example2_opt(
.....
always @(posedge clk) begin
    case(sel)
        4'd0 : dout <= 7'd10;
        .....
        4'd14 : dout <= 7'd52;
        default : dout <= 7'd55;
    endcase
end

```

DC Results	Cells	Area	Power	WNS	TNS
example1	38	56.39	0.44	-0.11	-0.38
example1_opt	31	49.74	0.39	-0.08	-0.24

(b) An example of *suboptimal* and *optimized* RTL code in our benchmark RTL-OPT, reflecting realistic optimization opportunities.

Figure 1: Comparison of examples from the few existing RTL optimization works [26] and our proposed benchmark, which captures realistic RTL optimization opportunities. The suboptimal design is the input for LLMs to improve and the optimized design is a golden reference.

Benchmarking RTL Code Optimization. Constructing a high-quality benchmark for RTL optimization is inherently challenging due to the severe scarcity of open-source circuit designs, which are valuable IPs for semiconductor companies. Most recently, some LLM works [23, 25, 26] start to target generating more *optimized* RTL code, which is expected to yield better ultimate chip quality in PPA. These works are all evaluated on the only relevant benchmark [26], which provides suboptimal RTL codes for LLMs to improve. However, our study indicates that this benchmark [26] falls short in several aspects: 1) **Unrealistic designs**: many suboptimal RTL codes in this benchmark are overly contrived and fail to capture real inefficiencies in practice; 2) **Oversimplified synthesis setup**: reliance on weak synthesis tools such as Yosys [24] leads to results that are sensitive to superficial RTL code changes and poorly

¹RTL-OPT is available at <https://anonymous.4open.science/r/RTL-OPT-20C5>. Detailed experimental results and comprehensive evaluation of RTL-OPT are also included.

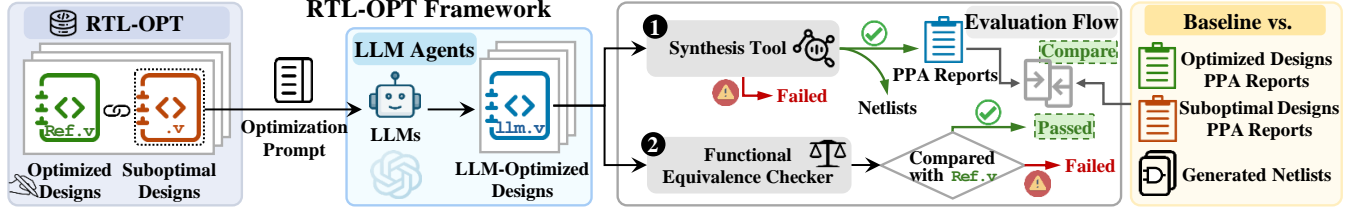


Figure 2: The workflow of RTL-OPT for automated benchmarking RTL optimization.

aligned with industrial-grade flows; 3) **Insufficient evaluation**: its assessments focus only on area-related metrics, while neglecting power and timing. Such evaluation metric neglects the ubiquitous trade-offs in a typical IC design process.

In this work, we first inspect the existing works on RTL optimization and rethink a key question: **how to benchmark the optimization of RTL code appropriately?**² We carefully inspect existing works and downstream synthesis flows. This study reveals that evaluating RTL optimization is non-trivial and may easily lead to misleading conclusions. Specifically, whether one RTL code is superior (i.e., more optimized) to the other strongly depends on the synthesis tool and setup. Many “optimized” RTL codes indicated by the prior work [26] turn out to be the same or even worse than their “suboptimal” RTL counterparts when different, typically more advanced, synthesis options are adopted.

Figure 1a highlight a common flaw in [26] designs: its RTL pairs are based on unrealistic transformations that do not address true optimization challenges in hardware design. These contrived sub-optimal examples exhibit unnecessary inefficiencies, such as redundant computations and superfluous arithmetic operations, which are unlikely to occur in practice. Synthesis tools can easily optimize these contrived patterns, leading to evaluations that may overstate the effectiveness of LLMs in improving RTL quality. The optimized version (example1_opt) implements the logic directly by computing $s1 = a + b$ and then deriving the output as $s2 = s1 * 2$. In contrast, the suboptimal version (example1) introduces contrived and unnecessary steps: it first computes $s1 = a + b$, then redundantly adds 0 and multiplies by 1 to produce intermediate wires $t1$ and $t2$, before summing them into $s2$. Such constructions are unnatural and would rarely appear in practical RTL coding, making the benchmark examples unrealistic. Figure 1b shows an example from RTL-OPT, the detailed analysis are in Section 3.2.

Based on our aforementioned observations, we propose a new benchmark, **RTL-OPT**, specifically designed to evaluate LLMs’ ability in RTL design optimization systematically. RTL-OPT consists of 36 handcrafted RTL optimization tasks targeting PPA qualities. A key distinguishing feature is that it provides a collection of **diverse and realistic optimization patterns**, such as *bit-width optimization*, *precomputation* and *LUT conversion*, *operator strength reduction*, *control simplification*, *resource sharing*, and *state encoding optimization*, all derived from proven industry practices. These patterns capture transformations that truly matter for RTL optimization and remain effective even under advanced synthesis. It sets RTL-OPT apart from prior works that often lacked real optimization impact. As illustrated in Figure 2, each RTL-OPT task provides a pair of RTL

codes: a deliberately designed suboptimal (to-be-optimized) version and an optimized version serving as the golden reference. LLMs take the suboptimal code as input and attempts to generate a more optimized RTL code while preserving design functionality. Specifically, RTL-OPT provides: ① a set of 36 handcrafted tasks, ensuring comprehensive and representative coverage of real-world design challenges; ② an integrated evaluation framework (Figure 2), which automatically verifies functional correctness and compares the ultimate PPA of LLM-optimized designs against the designer-optimized golden reference.

2 RETHINKING THE RTL CODE OPTIMIZATION

In this section, we present a comprehensive study examining both existing benchmarks [26] for RTL code optimization and our proposed RTL-OPT benchmark across multiple synthesis configurations. This study reveals the inherent limitations of relying solely on overly contrived design examples in conventional benchmarks.

2.1 Impact of Synthesis Process on RTL Evaluation

According to our study, we point out that the evaluation of RTL optimization (i.e., judging which RTL code leads to better PPA) is not a straightforward task. **One primary reason is that the ultimate design quality also depends on the synthesis process.** Differences in *synthesis tools*, *optimization modes*, and *timing constraints* can all significantly affect whether and how structural differences in RTL code are reflected in the final implementation.

Effect of Synthesis Tool. Different tools adopt distinct optimization strategies and heuristics. Commercial tools such as Synopsys Design Compiler (DC) [1] typically perform more aggressive and sophisticated optimizations, while open-source tools like Yosys [24] provide a weaker alternative valued in academic research. As a result, the same pair of RTL codes may exhibit different levels of quality differentiation depending on the synthesis tool used.

Effect of Compile Mode. Commercial tools support multiple compilation modes with varying optimization aggressiveness. More advanced modes (e.g., `compile_ultra` in DC) tend to aggressively restructure logic, which can obscure fine-grained RTL differences.

Effect of Clock Period Constraints. The target clock period also shapes synthesis behavior. Tight constraints often lead to aggressive timing-driven optimizations, while relaxed constraints may reduce differentiation between RTL variants. Choosing a realistic and consistent timing target is important for fair and interpretable evaluation of RTL code.

²Please note that the pioneering work [26] did not claim their designs as a standard benchmark, and we appreciate their open-source contributions.

Benchmark	Total	Yosys			DC (compile, clk = 1ns 0.1ns)				DC (compile_ultra, clk = 1ns 0.1ns)			
		same	worse	better	same	trade-off	worse	better	same	trade-off	worse	better
Benchmark of [26]	43	13	6	24	13 13	7 9	7 6	16 15	21 22	1 3	8 7	13 11
Paper of [26]	12	1	0	11	1 1	4 4	2 1	5 6	4 4	1 1	3 1	4 6
SymRTLO [23]	13	2	1	10	2 2	2 2	1 2	8 7	4 4	1 0	3 3	5 6
RTL-OPT	36	3	0	33	0 0	6 13	0 0	30 23	0 0	1 12	0 0	35 24

Table 1: Comparison between each pair of *suboptimal* and *human-optimized* designs from [26] and RTL-OPT (this work). RTL-OPT shows consistent improvements (35 out of 36 better under `compile_ultra` clk = 1ns), matching the expectation that expert-optimized RTL should outperform suboptimal versions. In contrast, prior benchmarks often show little or no improvement under stronger synthesis settings, indicating limited reliability for benchmarking RTL optimization.

LLM Solution	Total	Yosys			DC (compile, clk = 1ns)				DC (compile_ultra, clk = 1ns)			
		same	worse	better	same	trade-off	worse	better	same	trade-off	worse	better
GPT-4.0	13	4	3	6	3	3	2	5	4	4	2	3
Model [26]	12	3	1	8	3	4	0	5	3	6	0	3

Table 2: Comparison between *suboptimal* and *LLM-optimized* designs released from [26]. Similar to Table 1, we evaluate whether the LLM-optimized reference is *better*, *worse*, or *same* compared with its suboptimal RTL under different synthesis tools.

2.2 Inspection of Existing Benchmark

The existing benchmark [26] provides multiple pairs of *suboptimal* and *human-optimized* RTL designs, along with additional RTL code generated by their LLM-based optimization experiments. Surprisingly, our study reveals that: 1) Both the *human-optimized* RTL designs and the *LLM-optimized* RTL designs from [26] often fail to outperform their corresponding *suboptimal* counterparts after synthesis. In many cases, they are essentially the same or even worse, particularly when advanced synthesis options are applied. 2) We observe clearly different impacts on ultimate PPAs between different synthesis tools: commercial tool DC with strong optimization capabilities tend to eliminate the differences between suboptimal and optimized RTL, while open-source Yosys often exaggerates them. Together, these results suggest that the existing benchmark does not reliably reflect true improvements in RTL code.

The evaluation results of existing benchmarks are shown in Table 1 and 2. We carefully inspect and evaluate all 43 pairs of RTL code³ from the whole benchmark released in [26]. Specifically, Table 1 compares each pair of *suboptimal* and *human-optimized* designs, both from the original benchmark. We evaluate whether the *human-optimized* reference is actually better, worse, or the same compared with its *suboptimal* RTL counterpart after synthesis⁴. In addition, there may exist a “trade-off” result in the PPA comparison, indicating improvement in one PPA metric while degradation in the other. As for Yosys, similar to prior works, we only compare the number of cells. In Table 1, only 13 *human-optimized* RTL [26] out of 43 cases are better than their *suboptimal* counterparts with `compile_ultra`. This number rises to 16 with `compile` and further to 24 with Yosys. Many *human-optimized* RTLs are no better than *suboptimal* RTL, particularly with advanced synthesis options. It validates that commercial tools can eliminate many contrived inefficiencies, while open-source tools often retain them, highlighting a clear discrepancy.

We also extend our evaluation under different clock constraints by setting a tighter timing target of clock period = 0.1ns. The corresponding results are shown as the gray entries in Table 1. When using the same synthesis modes (i.e., `compile` or `compile_ultra`), using a tighter timing constraint leads to slightly more cases with PPA *trade-offs* and even less actually *better* RTL code.

Table 2 further compares *LLM-optimized* designs with suboptimal designs directly released by prior work [26]. In Table 2, for both GPT-4.0 and model proposed by [26], only 3 *LLM-optimized* RTL out of 12 cases are actually better than their *suboptimal* counterparts with `compile_ultra`. The number rises to 5 out of 12 with `compile`. In summary, many *LLM-optimized* RTLs turn out to be no better than *suboptimal* RTL, especially with advanced synthesis options. It indicates that under strict synthesis flows, the benchmark shows limited effectiveness.

2.3 Same Inspection of Our Benchmark

In Table 1, we also evaluate our proposed benchmark, RTL-OPT, using the same setup. According to Table 1, 35 out of 36 *human-optimized* RTL codes in RTL-OPT are better when `compile_ultra` is adopted, and 33 out of 36 for Yosys. In Table 1, with a tight timing constraint, 23 cases remain better while 13 result in PPA *trade-offs*, with no cases achieving the same ultimate PPA. Compared to the previous benchmark [26], RTL-OPT shows significant improvements in evaluating RTL designs.

This clear validation of RTL-OPT’s benchmark quality arises from its design philosophy: it provides genuinely *suboptimal* RTL implementations with meaningful room for improvement, rather than contrived inefficiencies that synthesis tools can remove.

3 RTL-OPT BENCHMARK

In this section, we present RTL-OPT, a benchmark designed for evaluating RTL code optimization with LLMs. RTL-OPT provides realistic suboptimal and optimized RTL pairs handcrafted by experts,

³As shown in Table 1, paper of [26] and SymRTLO [23] are different subsets of the Benchmark [26]. We only successfully synthesized 43 cases out of the 54 pairs of RTL code from the benchmark [26]. For the others, we synthesized 12 out of 14 pairs and

13 out of 16 pairs, respectively. These synthesis failures in the original benchmarks are mainly caused by Verilog syntax errors.

⁴The details of the synthesis process, tools, and PPA metrics used for evaluating are provided in Section 3.3.

ensuring genuine inefficiencies and meaningful golden references. Covering diverse design types and evaluated with both commercial and open-source tools, it offers a robust and practical resource for advancing RTL optimization research.

3.1 Benchmark Description

The RTL-OPT consists of 36 RTL design optimization tasks. Each task provides a pair of RTL codes: a suboptimal version and a corresponding designer-optimized version, implementing the same functionality. All designs are manually written by hardware engineers to reflect realistic coding styles and optimization practices, with the optimized RTL serving as the golden reference for human-optimized PPA quality. The suboptimal RTL is not arbitrarily degraded; it represents a valid, functionally correct design that omits specific optimization opportunities. This setup creates meaningful optimization gaps and practical scenarios encountered in the semiconductor industry.

The 36 provided design tasks cover a variety of design types, including arithmetic units, control logic, finite state machines (FSMs), and pipelined datapaths. These designs vary in size and complexity, with logic area ranging from **14** to **20K** cells and synthesized area ranging from **15** to **19K** μm^2 . This diversity ensures that the benchmark is representative of practical RTL design tasks.

Table 3 summarizes the average PPA metrics of RTL-OPT provided suboptimal and optimized designs across 36 benchmarks. The results include synthesis and evaluation using both commercial DC and open-source Yosys tools. From the table, it is evident that the suboptimal designs exhibit significantly higher PPA values compared to the optimized designs. These results indicate that the suboptimal designs have substantial room for improvement even under DC, highlighting the effectiveness of RTL-OPT as a benchmark for optimizing the PPA of RTL code in LLMs.

RTL-OPT is fully open-sourced and provides the following artifacts to support benchmarking the RTL optimization capabilities of LLMs: (1) 36 carefully designed RTL code pairs; (2) Corresponding synthesized netlists from commercial synthesis tools; (3) Detailed PPA reports from electronic design automation (EDA) tools for both suboptimal and optimized designs; (4) A complete toolchain flow, including standard-cell library, scripts for synthesis, simulation, and functional verification, which can also verify the correctness of the rewritten code by LLMs.

3.2 RTL-OPT Analysis: Optimization Patterns

The *optimization patterns*, which provide optimization opportunities, are derived from proven industry-standard RTL coding practices that have a direct impact on the quality of logic synthesis. These patterns represent how specific RTL-level modifications ultimately affect downstream synthesis outcomes. The key optimization pattern types in the RTL-OPT benchmark are summarized as follows:

- **Bit-width Optimization:** Reducing register and wire widths where full precision is not necessary, optimizing both area and power consumption.
- **Precomputation & LUT Conversion:** Replacing runtime arithmetic operations with precomputed lookup tables to eliminate complex logic units.

RTL-OPT Suboptimal Designs								
Metrics	DC Results					Yosys Result		
	Cells	Area	Power (mW)	WNS (ns)	TNS (ns)	Wires	Cells	Area
Average	1226.8	1337.4	14.0	0.0	0.0	636.9	360.4	559.7
RTL-OPT Optimized Designs								
Metrics	DC Results					Yosys Result		
	Cells	Area	Power (mW)	WNS (ns)	TNS (ns)	Wires	Cells	Area
Average	901.8	1047.7	9.1	0.0	0.0	597.4	313.7	503.1
Improvement (%)	36.04	27.64	53.37	-	-	6.62	14.88	11.25

Table 3: Average PPA comparison of RTL-OPT provided sub-optimal vs. optimized designs. Both commercial DC and open-source Yosys were used for RTL synthesis and PPA evaluation. We only show the average values across all designs due to the space limit, and detailed results are included in Github.

- **Operator Strength Reduction:** Substituting high-cost operators with simpler equivalents through bit manipulation.
- **Control Simplification:** Flattening nested finite state machines (FSMs) or reducing unnecessary states, streamlining control logic, and improving both area and timing.
- **Resource Sharing:** Consolidating duplicate logic across different cycles to maximize hardware resource efficiency.
- **State Encoding Optimization:** Selecting optimal state encoding schemes (One-hot, Gray, Binary) based on state count to balance power, area, and timing.

By integrating optimization patterns across a diverse range of RTL designs, RTL-OPT generates its realistic yet challenging benchmark for LLM-assisted RTL code optimization: enhancing PPA metrics of optimized code while maintaining functional correctness.

To illustrate these optimization patterns, we provide *one simple code example* from the RTL-OPT in Figure 1b. This example compares suboptimal and optimized RTL implementations within a specific pattern category, accompanied by discussions on the structural changes and the quantitative improvements observed in downstream PPA metrics.

Example: This example in Figure 1b demonstrates the optimization pattern of **precomputation & LUT conversion**, where real-time arithmetic operations are replaced with precomputed values. In the suboptimal design, the output is dynamically calculated using the sel input, requiring multiplication at each clock cycle. The optimized design replaces this operation with a case statement that directly assigns precomputed values based on the selection. This optimization results in a 14% reduction in area and a 12% decrease in power consumption by eliminating arithmetic operations and reducing signal toggling.

3.3 Evaluation Methodology and Tools

RTL-OPT provides a complete evaluation flow to assess LLMs’ optimization capabilities by measuring the PPA of synthesized RTL code. This is achieved through a combination of synthesis, functionality verification, and PPA evaluation, all performed using industry-standard EDA tools.

3.3.1 Synthesis Process. The logic synthesis process converts the initial RTL code into gate-level netlists, based on which the PPA metrics can be quantitatively evaluated. In this work, we mainly employ DC [1] for the synthesis of the RTL-OPT benchmark, given its established effectiveness in industrial design flows. DC demonstrates superior capabilities in identifying inefficient RTL constructs and optimizing them into more efficient circuit implementations, thereby minimizing sensitivity to the initial code quality.

When benchmark quality is insufficient, DC tends to synthesize both the suboptimal and optimized RTL codes into functionally equivalent gate-level netlists, resulting in identical PPA outcomes. This behavior reflects the limited optimization opportunities offered by low-quality benchmarks. Conversely, open-source synthesis tools such as Yosys [24], which provide less aggressive optimization, may still produce differing PPA results for such code pairs, potentially overstating the effectiveness of certain code transformations. For completeness, we also provide synthesis results obtained using Yosys to support broader comparative analyses.

The synthesis process also involves the use of a technology library, or cell library, which is a collection of pre-characterized standard cells such as logic gates, flip-flops, and other fundamental components. These cells are designed to meet specific PPA constraints. While we use Nangate45 [21] in our evaluation, other libraries could also be used, though they typically require a license. The choice of library significantly impacts the RTL optimization process, as it defines the available cells and their performance characteristics, ultimately influencing the design’s efficiency.

3.3.2 Functional Equivalence Verification. After successful synthesis, the RTL code is ensured to be free of syntax errors, as it can be correctly transformed into a gate-level netlist. Following synthesis, functional verification is essential to ensure that the optimization steps have not introduced errors. This verification is primarily conducted using **Synopsys Formality** [3], which performs functional equivalence checking by rigorously comparing the LLM-optimized RTL against the golden reference to ensure behavioral consistency. However, for optimizations involving timing adjustments, such as pipelining, additional dynamic verification is required. This is performed using **Synopsys VCS** [2], which employs comprehensive testbenches to validate the design’s behavior under various operating conditions.

This combined approach ensures both logical equivalence and operational reliability of the optimized design. A design is considered functionally valid only if it passes both formal equivalence checking and dynamic verification for timing-critical optimizations.

3.3.3 PPA Metrics and Trade-offs in Optimization. To evaluate the quality of the synthesized designs, we analyze them from three aspects: **Power, Performance, and Area**:

Power: Total power reported by the synthesis tool, including dynamic and leakage components.

Performance: Timing quality measured by *Worst Negative Slack* (WNS) and *Total Negative Slack* (TNS).

Area: Physical implementation cost characterized by *silicon area* and *cell count*.

Trade-offs widely exist in these PPA metrics. For instance, optimizing for power may increase area, while minimizing area could compromise power efficiency. A key challenge in RTL optimization

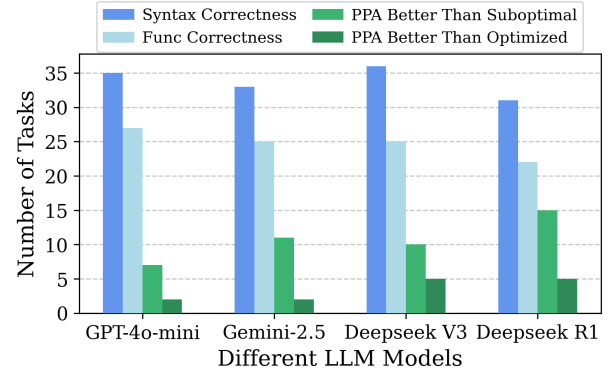


Figure 3: Comparison of suboptimal and optimized RTL code examples in RTL-OPT.

is managing these competing goals to achieve an optimal balance based on design constraints.

4 EXPERIMENTS

This section presents the experiments conducted to evaluate the optimization capabilities of different LLMs on the RTL-OPT benchmark. We compare the performance of several LLMs, including **GPT-4o-mini**, **Gemini-2.5**, **Deepseek V3**, and **Deepseek R1**, in optimizing RTL code. The focus of the experiments is on assessing the optimization in terms of PPA metrics, as well as the functional correctness of the optimized designs. The results show that the two Deepseek models demonstrate stronger optimization ability than the other evaluated LLMs.

4.1 Summary of Benchmarking Results

Figure 3 shows a summary of benchmarking results of the four evaluated LLMs. It reveals the syntax correctness, functionality correctness, and post-optimization PPA quality performance of the various LLMs. The overall results highlight that: ❶ There is still significant room for LLM to improve in RTL optimization compared to human designers. ❷ Our benchmark is designed to be realistic, providing a set of challenging tasks that reflect the complexities encountered in real-world hardware design.

Notably, the overall performance of all LLMs is not very good, reflecting the challenges in our RTL-OPT benchmark. Many LLMs have over 10 optimized cases failed to maintain functionality correctness. Deepseek R1 can successfully optimize about 15 suboptimal designs, and can outperform our human designers’ solution for around 5 designs.

When comparing these 4 LLMs, Deepseek R1 generally outperforms the other models in terms of PPA. However, Deepseek R1 also exhibits a higher rate of functional discrepancies compared to the other models. In contrast, models such as GPT-4o-mini and Gemini-2.5, while maintaining high syntax correctness, achieved fewer improvements in PPA. It implies that their optimization strategies are either more conservative or lack effective optimizations.

4.2 Detailed Benchmarking Results

One observation from the evaluation results in Figure 3 is the trade-off between optimization and functionality. While Deepseek R1

Category	GPT-4o-mini						Gemini-2.5						DeepSeek R1					
	Cells	Area	Power (mW)	WNS (ns)	TNS (ns)	Check	Cells	Area	Power (mW)	WNS (ns)	TNS (ns)	Check	Cells	Area	Power (mW)	WNS (ns)	TNS (ns)	Check
adder	-	-	-	-	-	✗	-	-	-	-	-	✗✗	433	511.52	368.04	0.00	0.00	✓
adder_select	450	439.17	264.34	0.00	0.00	✓	450	439.17	264.34	0.00	0.00	✓	306	350.06	225.74	0.00	0.00	✓
alu_64bit	1683	1645.21	887.78	0.00	0.00	✓	1683	1645.21	887.78	0.00	0.00	✓	1697	1658.24	896.08	0.00	0.00	✓
alu_8bit	146	179.55	79.58	0.00	0.00	✓	146	179.55	79.58	0.00	0.00	✓	146	179.55	79.58	0.00	0.00	✗
calculation	-	-	-	-	-	✗	888	1044.32	788.67	0.61	5.66	✓	755	859.98	617.26	0.60	4.83	✓
comparator	59	52.67	26.44	0.00	0.00	✓	54	47.61	24.64	0.00	0.00	✓	46	42.29	20.87	0.00	0.00	✓
comparator_16bit	-	-	-	-	-	✗	102	88.31	44.57	0.00	0.00	✓	70	65.70	30	0.00	0.00	✓
comparator_2bit	10	9.58	4.51	0.00	0.00	✓	10	8.78	3.82	0.00	0.00	✓	9	7.45	3.75	0.00	0.00	✓
comparator_4bit	21	18.35	9.25	0.00	0.00	✓	21	18.35	9.25	0.00	0.00	✓	-	-	-	-	-	✗✗
comparator_8bit	-	-	-	-	-	✗	48	43.36	18.56	0.00	0.00	✓	-	-	-	-	-	✗✗
decoder_6bit	86	71.29	19.76	0.00	0.00	✓	87	71.55	19.54	0.00	0.00	✓	96	76.61	22.56	0.00	0.00	✗
decoder_8bit	312	246.85	50.28	0.00	0.00	✓	308	246.85	49.75	0.00	0.00	✓	329	267.33	54.11	0.00	0.00	✓
divider_16bit	3445	3377.67	5030	-3.32	-73.2	✓	2461	2372.72	3750	7.22	156.	✓	3445	3377.67	5030	3.32	73.2	✓
divider_32bit	14400	14295.90	23800	10.19	468.	✓	-	-	-	-	-	✓	-	-	-	-	-	✗✗
divider_4bit	-	-	-	-	-	✓	-	-	-	-	-	✗	39	40.43	21.58	0.00	0.00	✗
divider_8bit	571	575.36	681.84	0.50	4.57	✓	266	264.14	188.61	0.51	3.16	✓	-	-	-	-	-	✗✗
fsm	89	128.74	92.56	0.00	0.00	✓	-	-	-	-	-	✗✗	73	92.04	51.44	0.00	0.00	✓
fsm_encode	287	416.82	337.09	0.00	0.00	✓	151	302.18	273.32	0.00	0.00	✓	151	302.18	273.32	0.00	0.00	✓
gray	-	-	-	-	-	✗	51	69.69	66.78	0.00	0.00	✓	52	70.22	65.86	0.00	0.00	✓
mac	-	-	-	-	-	✗	-	-	-	-	-	✗	352	632.02	787.88	0.00	0.00	✗
mul	315	378.52	421.67	0.05	0.13	✓	315	378.52	421.67	0.05	0.13	✓	315	378.52	421.67	0.05	0.13	✓
mul_sub	233	337.02	256.53	0.00	0.00	✓	234	341.81	255.66	0.00	0.00	✓	234	336.22	259.8	0.00	0.00	✓
mux	-	-	-	-	-	✗	-	-	-	-	-	✗	-	-	-	-	-	✗
mux_encode	-	-	-	-	-	✗	-	-	-	-	-	✗	61	73.42	35.39	0.00	0.00	✓
saturating_add	-	-	-	-	-	✗✗	18	67.56	65.62	0.00	0.00	✓	-	-	-	-	-	✗✗
selector	21	44.69	39.6	0.00	0.00	✓	18	39.37	36.06	0.00	0.00	✓	18	39.37	36.06	0.00	0.00	✓
sub_16bit	132	136.19	77.92	0.00	0.00	✓	132	136.19	77.92	0.00	0.00	✓	122	126.88	71.97	0.00	0.00	✓
sub_32bit	278	252.17	146.9	0.00	0.00	✓	278	252.17	146.9	0.00	0.00	✓	-	-	-	-	-	✗
sub_4bit	N/A	N/A	N/A	N/A	N/A	✓	-	-	-	-	-	✗	14	19.42	10.61	0.00	0.00	✓
sub_8bit	27	41.50	23.91	0.00	0.00	✓	-	-	-	-	-	✗	27	41.50	23.91	0.00	0.00	✓
add_sub	124	130.34	101.74	0.00	0.00	✓	124	130.34	101.74	0.00	0.00	✓	-	-	-	-	-	✗
addr_calcu	78	131.40	96.07	0.03	0.06	✓	-	-	-	-	-	✗	-	-	-	-	-	✗
mult_if	10	10.91	3.53	0.00	0.00	✓	10	10.91	3.53	0.00	0.00	✓	-	-	-	-	-	✗
mux_large	81	96.82	40.84	0.00	0.00	✓	-	-	-	-	-	✗	89	100.02	50.57	0.00	0.00	✓
register	4625	9226.74	7540	0.00	0.00	✓	-	-	-	-	-	✗✗	3731	8745.55	7710	0.00	0.00	✓
ticket_machine	-	-	-	-	-	✗	-	-	-	-	-	✗	-	-	-	-	-	✗

Table 4: PPA quality (DC compile_ultra, 1ns) and functional correctness for all designs optimized by GPT-4o-mini, Gemini-2.5, and Deepseek R1, using the RTL-OPT benchmark.

showed the most significant improvements in PPA, it was also the most prone to introducing functional errors. In contrast, GPT-4o-mini and Gemini-2.5 exhibited a more balanced approach, optimizing PPA while maintaining syntax correctness. This indicates that Deepseek R1’s aggressive optimization, though effective, tends to increase error, especially in designs with complex timing or control logic. Conversely, GPT-4o-mini and Gemini-2.5, while less aggressive, maintained functional correctness and achieved meaningful PPA improvements.

For example, in the sub_32bit, Deepseek R1 achieved a 9% reduction in area and a 13% reduction in power, but it also resulted in functional discrepancies. This suggests that Deepseek R1’s aggressive optimization approach, while effective in improving PPA, may also increase the likelihood of errors, particularly in designs with complex timing or control logic.

Table 4 summarize the evaluated PPA performance of each LLM-optimized design and compare it with the provided suboptimal RTL and optimized RTL (golden reference). **Green cells** indicate that the PPA is better than the suboptimal RTL, and **bold green cells** indicate that the PPA surpasses the optimized RTL. The table also shows the functional correctness after verification (Func column), with ✓ and ✗ representing the verification results. ✗✗ indicates that the corresponding design contains syntax errors and fails to pass DC synthesis.

For the experimental results, we summarize the performance of four LLMs across syntax correctness, functional correctness,

and PPA improvement. 1) **GPT-4o-mini** achieves good correctness, with a syntax correctness rate of 97.2% and functional correctness of 75%. Though only 19.4% of its generated code achieving better PPA than the suboptimal version. 2) Similarly, **Gemini-2.5** exhibited the same trend as GPT-4o-mini: relatively high functional correctness but low performance in PPA optimization. 3) For **Deepseek V3**, it gets the highest syntax correctness of 100%, and the same functional correctness of 69.4% with Gemini-2.5. It achieved a balanced performance across all metrics. 4) In contrast, **Deepseek R1**, with a syntax correctness rate of 86.1% and functional correctness of 61.1%, produced 41.7% of the code with better PPA than the suboptimal version, and 13.9% better than designer solutions, despite its lower functional correctness.

Beyond quantitative results, we also randomly inspected 40 cases where LLM-optimized designs passed syntax checks but failed functional verification. We observed three main failure modes: **control logic inconsistencies** (e.g., incorrect Boolean conditions in comparators), **overly aggressive pipelining** (e.g., violating latency requirements in FSMs), and **improper resource sharing** (e.g., stale data due to register reuse). These results highlight that LLM errors often stem from subtle design semantics rather than surface-level syntax issues.

5 CONCLUSIONS

In this paper, we introduce RTL-OPT, a benchmark for RTL code optimization aimed at enhancing IC design quality. RTL-OPT includes

36 handcrafted digital IC designs, each with suboptimal and optimized RTL code, enabling the assessment of LLM-generated RTL. An integrated evaluation framework verifies functional correctness and quantifies PPA improvements, providing a standardized method for evaluating generative AI models in hardware design. RTL-OPT has significant potential to influence AI-assisted IC design by offering valuable insights and fostering advancements.

REFERENCES

- [1] 2021. Synopsys Design Compiler®. <https://www.synopsys.com/implementation-and-signoff/rtl-synthesis-test/design-compiler-nxt.html>.
- [2] 2021. VCS® functional verification solution. <https://www.synopsys.com/verification/simulation/vcs.html>.
- [3] 2023. Formality® Equivalence Checking. <https://www.synopsys.com/implementation-and-signoff/signoff/formality-equivalence-checking.html>.
- [4] Ahmed Allam and Mohamed Shalan. 2024. RTL-Repo: A Benchmark for Evaluating LLMs on Large-Scale RTL Design Projects. *arXiv preprint arXiv:2405.17378* (2024).
- [5] Kaiyan Chang, Ying Wang, Haimeng Ren, Mengdi Wang, Shengwen Liang, Yinhe Han, Huawei Li, and Xiaowei Li. 2023. ChipGPT: How far are we from natural language hardware design. *arXiv preprint arXiv:2305.14019* (2023).
- [6] Fan Cui, Chenyang Yin, Kexing Zhou, Youwei Xiao, Guangyu Sun, Qiang Xu, Qipeng Guo, Demin Song, Dahua Lin, Xingcheng Zhang, et al. 2024. OriGen: Enhancing RTL Code Generation with Code-to-Code Augmentation and Self-Reflection. *arXiv preprint arXiv:2407.16237* (2024).
- [7] Matthew DeLorenzo, Vasudev Gohil, and Jeyavijayan Rajendran. 2024. CreativEval: Evaluating Creativity of LLM-Based Hardware Code Generation. *arXiv preprint arXiv:2404.08806* (2024).
- [8] Wenji Fang, Jing Wang, Yao Lu, Shang Liu, Yuchao Wu, Yuzhe Ma, and Zhiyao Xie. 2025. A survey of circuit foundation model: Foundation ai models for vlsi circuit design and eda. *arXiv preprint arXiv:2504.03711* (2025).
- [9] Yonggan Fu, Yonggan Zhang, Zhongzhi Yu, Sixu Li, Zhifan Ye, Chaojian Li, Cheng Wan, and Yingyan Celine Lin. 2023. GPT4AIGChip: Towards next-generation AI accelerator design automation via large language models. In *International Conference on Computer-Aided Design (ICCAD)*.
- [10] Chia-Tung Ho, Haoxing Ren, and Bruce Khailany. 2024. Verilogcoder: Autonomous verilog coding agents with graph-based planning and abstract syntax tree (ast)-based waveform tracing tool. *arXiv preprint arXiv:2408.08927* (2024).
- [11] Mingjie Liu, Teodor-Dumitru Ene, Robert Kirby, Chris Cheng, Nathaniel Pinckney, Rongjian Liang, Jonah Alben, Himyanshu Anand, Sanmitra Banerjee, Ismet Bayraktaroglu, et al. 2023. ChipNeMo: Domain-Adapted LLMs for Chip Design. *arXiv preprint arXiv:2311.00176* (2023).
- [12] Mingjie Liu, Nathaniel Pinckney, Bruce Khailany, and Haoxing Ren. 2023. VerilogEval: Evaluating Large Language Models for Verilog Code Generation. *arXiv preprint arXiv:2309.07544* (2023).
- [13] Mingjie Liu, Yun-Da Tsai, Wenfei Zhou, and Haoxing Ren. 2024. CraftRTL: High-quality Synthetic Data Generation for Verilog Code Models with Correct-by-Construction Non-Textual Representations and Targeted Code Repair. *arXiv preprint arXiv:2409.12993* (2024).
- [14] Shang Liu, Wenji Fang, Yao Lu, Qijun Zhang, Hongce Zhang, and Zhiyao Xie. 2024. RTLCoder: Fully Open-Source and Efficient LLM-Assisted RTL Code Generation Technique. *IEEE Transactions on Computer-Aided Design of Integrated Circuits and Systems (TCAD)* (2024).
- [15] Shang Liu, Yao Lu, Wenji Fang, Mengming Li, and Zhiyao Xie. 2024. OpenLLM-RTL: Open Dataset and Benchmark for LLM-Aided Design RTL Generation. In *International Conference on Computer-Aided Design (ICCAD)*.
- [16] Yi Liu, Changran Xu, Yunhao Zhou, Zeju Li, and Qiang Xu. 2025. DeepRTL: Bridging Verilog Understanding and Generation with a Unified Representation Model. *arXiv preprint arXiv:2502.15832* (2025).
- [17] Yao Lu, Shang Liu, Qijun Zhang, and Zhiyao Xie. 2024. RTLLM: An Open-Source Benchmark for Design RTL Generation with Large Language Model. In *Asia and South Pacific Design Automation Conference (ASP-DAC)*.
- [18] Zehua Pei, Hui-Ling Zhen, Mingxuan Yuan, Yu Huang, and Bei Yu. 2024. BetterV: Controlled Verilog Generation with Discriminative Guidance. *arXiv preprint arXiv:2402.03375* (2024).
- [19] Nathaniel Pinckney, Christopher Batten, Mingjie Liu, Haoxing Ren, and Bruce Khailany. 2024. Revisiting VerilogEval: Newer LLMs, In-Context Learning, and Specification-to-RTL Tasks. *arXiv preprint arXiv:2408.11053* (2024).
- [20] Nathaniel Pinckney, Chenhui Deng, Chia-Tung Ho, Yun-Da Tsai, Mingjie Liu, Wenfei Zhou, Bruce Khailany, and Haoxing Ren. 2025. Comprehensive Verilog Design Problems: A Next-Generation Benchmark Dataset for Evaluating Large Language Models and Agents on RTL Design and Verification. *arXiv preprint arXiv:2506.14074* (2025).
- [21] Si2. 2018. NanGate 45nm Open Cell Library.
- [22] Shailja Thakur, Jason Blocklove, Hammond Pearce, Benjamin Tan, Siddharth Garg, and Ramesh Karri. 2023. AutoChip: Automating HDL Generation Using LLM Feedback. *arXiv preprint arXiv:2311.04887* (2023).
- [23] Yiting Wang, Wanghao Ye, Ping Guo, Yexiao He, Ziyao Wang, Bowei Tian, Shwai He, Guoheng Sun, Zheyu Shen, Sihan Chen, et al. 2025. SymRTL0: Enhancing RTL Code Optimization with LLMs and Neuron-Inspired Symbolic Reasoning. *arXiv preprint arXiv:2504.10369* (2025).
- [24] Clifford Wolf, Johann Glaser, and Johannes Kepler. 2013. Yosys-a free Verilog synthesis suite. In *Austrian Workshop on Microelectronics (Austrochip)*.
- [25] Zhihao Xu, Bixin Li, and Lulu Wang. 2025. Rethinking LLM-Based RTL Code Optimization Via Timing Logic Metamorphosis. *arXiv:2507.16808 [cs.SE]* <https://arxiv.org/abs/2507.16808>
- [26] Xufeng Yao, Yiwen Wang, Xing Li, Yingzhao Lian, Ran Chen, Lei Chen, Mingxuan Yuan, Hong Xu, and Bei Yu. 2024. RTLRewriter: Methodologies for Large Models aided RTL Code Optimization. *arXiv preprint arXiv:2409.11414* (2024).
- [27] Yang Zhao, Di Huang, Chongxiao Li, Pengwei Jin, Ziyuan Nan, Tianyun Ma, Lei Qi, Yansong Pan, Zhenxing Zhang, Rui Zhang, et al. 2024. CodeV: Empowering LLMs for Verilog Generation through Multi-Level Summarization. *arXiv preprint arXiv:2407.10424* (2024).

A FULL PPA QUALITY COMPARISON OF RTL-OPT

Due to space limitations, we move the full PPA evaluation results to the appendix. This section provides the complete comparison between the suboptimal and optimized RTL designs in RTL-OPT. Both Synopsys Design Compiler and Yosys are used for synthesis and evaluation. As PPA inherently involves trade-offs, smaller values indicate better design quality. These results complement the main text by presenting full numerical evidence under different synthesis constraints.

A.1 Results under DC Compile_ultra, 1 ns

Table 5 reports the full PPA metrics of all 36 RTL-OPT designs when synthesized using Synopsys DC with a relaxed 1ns clock period on the “compile ultra” setting. Both suboptimal and optimized RTL codes are evaluated, enabling direct comparison. This setting highlights how expert-optimized RTL consistently achieves superior power, performance, and area outcomes compared to the suboptimal versions, demonstrating the reliability of RTL-OPT for benchmarking.

Design List		Provided Suboptimal Designs						Provided Optimized Designs							
		DC Results(<i>compile_ultra, 1ns</i>)					Yosys Results		DC Results(<i>compile_ultra, 1ns</i>)					Yosys Results	
		Cells	Area	Power	WNS	TNS	Cells	Area	Cells	Area	Power	WNS	TNS	Cells	Area
1	adder	397	510.4	370.4	0.0	0.0	323	456.2	372	477.2	351.3	0.0	0.0	266	413.9
2	adder_select	450	439.2	264.3	0.0	0.0	363	428.3	306	225.7	0.23	0.0	0.0	241	318.4
3	alu_64bit	1683	1645	887.8	0.0	0.0	1411	1554	1680	1557	677.1	0.0	0.0	1094	1307
4	alu_8bit	146	180	75.58	0.0	0.0	152	163.1	115	138	68.43	0.0	0.0	130	158.8
5	calculation	888	1044	0.78	-0.61	-5.66	774	900.4	755	860	0.62	-0.60	-4.83	567	661.8
6	comparator	63	56.39	0.03	0.0	0.0	40	40.70	45	41.76	0.02	0.0	0.0	40	40.70
7	comparator_16bit	102	88.31	44.57	0.0	0.0	64	62.24	116	105.3	38.83	0.0	0.0	104	105.1
8	comparator_2bit	10	9.58	4.51	0.0	0.0	11	9.31	10	8.78	3.82	0.0	0.0	10	9.31
9	comparator_4bit	23	21.28	10.86	0.0	0.0	22	21.55	21	18.35	9.25	0.0	0.0	18	17.29
10	comparator_8bit	46	44.42	22.8	0.0	0.0	45	48.15	47	41.23	20.29	0.0	0.0	33	30.86
11	decoder_6bit	97	76.61	22.74	0.0	0.0	93	99.22	87	71.55	19.54	0.0	0.0	91	78.20
12	decoder_8bit	317	257.2	50.67	0.0	0.0	390	410.7	312	246.8	50.28	0.0	0.0	300	250
13	divider_16bit	3471	3428	5088	-3.43	-75.6	1264	1412	1565	1560	2091	-3.83	-72.1	662	760.2
14	divider_32bit	14400	14296	23796	-10.69	-486	-	-	6724	6703.20	11335	-10.19	-468	2419	2941
15	divider_4bit	39	40.43	21.58	0.0	0.0	52	59.05	33	33.78	15.9	0.0	0.0	39	40.96
16	divider_8bit	571	575.4	681.8	-0.50	-4.57	302	339.7	322	330.37	275.2	-0.39	-2.43	171	189.7
17	fsm	89	128.7	92.56	0.0	0.0	85	138.6	73	92.04	51.44	0.0	0.0	70	97.09
18	fsm_encode	242	387.0	320.6	0.0	0.0	179	352.7	155	305.63	276.97	0.0	0.0	170	319.2
19	gray	48	67.30	85.32	0.0	0.0	63	85.92	51	69.69	66.78	0.0	0.0	67	88.84
20	mac	410	717.9	868.2	0.0	0.0	532	831.5	319	548.23	735.25	0.0	0.0	529	707
21	mul	315	378.5	421.7	-0.05	-0.13	399	485.5	315	378.5	421.7	-0.05	-0.13	397	476.4
22	mul_sub	234	338.09	262.35	0.0	0.0	299	352.9	233	337.02	256.53	0.0	0.0	289	332.5
23	mux	25	31.92	10.38	0.0	0.0	8	8.51	25	21.81	8.38	0.0	0.0	34	42.29
24	mux_encode	125	140.7	0.43	0.0	0.0	-	-	34	36.18	0.13	0.0	0.0	-	-
25	saturating_add	24	69.43	67.53	0.0	0.0	58	97.36	18	67.56	65.77	0.0	0.0	42	78.47
26	selector	18	39.37	36.06	0.0	0.0	17	42.56	18	38.04	35.32	0.0	0.0	15	37.24
27	sub_16bit	132	136.2	77.92	0.0	0.0	93	96.56	124	131.9	75.46	0.0	0.0	92	98.95
28	sub_32bit	270	251.9	148.9	0.0	0.0	189	191.5	265	244.7	142.52	0.0	0.0	188	200
29	sub_4bit	12	18.35	9.29	0.0	0.0	21	22.34	10	17.82	9.29	0.0	0.0	20	22.08
30	sub_8bit	25	41.76	24.96	0.0	0.0	45	47.88	20	36.97	19.26	0.0	0.0	46	48.15
31	add_sub	164	183.27	118.4	0.0	0.0	155	164.4	124	130.34	101.7	0.0	0.0	179	202.7
32	addr_calcu	78	131.40	96.07	-0.03	-0.06	197	222.9	82	125.55	90.27	-0.01	-0.01	101	124.7
33	mult_if	10	10.91	3.53	0.0	0.0	12	10.9	11	10.11	4.13	0.0	0.0	12	10.91
34	mux_large	81	97.62	48.27	0.0	0.0	65	90.17	81	96.82	40.84	0.0	0.0	112	120.5
35	register	3731	8745	7712	0.0	0.0	4500	9735	3720	8744	7708	0.0	0.0	4507	9668
36	ticket_machine	36	58.52	60.31	0.0	0.0	29	47.88	22	32.45	36.03	0	0	29	47.88

Table 5: The PPA quality comparison of RTL-OPT-provided suboptimal vs. optimized designs(compile_ultra, 1ns). Using both commercial DC and open-source Yosys for the RTL design synthesis and PPA evaluations. Trade-offs are common in these PPA metrics and smaller values indicate better performance.

A.2 Results under DC Compile, 0.1 ns

Table 6 presents the full PPA metrics for the same 36 designs under a more aggressive 0.1ns clock period constraint. Compared to the 1ns setting, these results illustrate sharper trade-offs among PPA metrics, where aggressive timing optimization can sometimes increase power or area. Nevertheless, the optimized RTL consistently outperforms the suboptimal RTL, reaffirming that RTL-OPT reflects realistic and meaningful optimization challenges.

Design List		Provided Suboptimal Designs							Provided Optimized Designs								
		DC Results (<i>compile, 0.1ns</i>)					Yosys Results		DC Results (<i>compile, 0.1ns</i>)					Yosys Results			
		Cells	Area	Power	WNS	TNS	Wires	Cells	Area	Cells	Area	Power	WNS	TNS	Wires	Cells	Area
1	adder	626	688.4	5.1	0.57	16.0	501	323	456.2	531	639.7	4.26	0.46	13.2	440	266	413.9
2	adder_select	813	812.1	4.85	0.39	10.8	724	363	428.3	514	522.6	3.49	0.42	12.0	490	241	318.4
3	alu_64bit	3248	3028	16.95	0.51	29.7	2358	1411	1554	1706	1748.9	8.58	0.74	42.7	1791	1094	1307
4	alu_8bit	402	370	1.89	0.26	1.91	257	152	163.1	244	245.8	1.15	0.40	2.92	229	130	158.8
5	calculation	670	997.5	6.59	3.22	42.6	1210	774	900.4	534	761.8	5.25	3.24	44.3	927	567	661.8
6	comparator	109	98.15	0.43	0.19	0.19	111	40	40.70	90	80.60	0.34	0.21	0.21	108	40	40.70
7	comparator_16bit	296	244.4	1.06	0.18	0.52	141	64	62.24	151	169.2	0.75	0.19	0.52	357	104	105.1
8	comparator_2bit	14	14.36	0.06	0.02	0.05	40	11	9.31	16	13.03	0.05	0.01	0.02	28	10	9.31
9	comparator_4bit	25	25.80	0.11	0.06	0.15	83	22	21.55	29	23.14	0.09	0.10	0.22	45	18	17.29
10	comparator_8bit	73	71.29	0.31	0.12	0.33	170	45	48.15	81	67.30	0.28	0.12	0.34	77	33	30.86
11	decoder_6bit	204	208	0.37	0.18	9.22	106	93	99.22	132	106.7	0.32	0.04	2.53	195	91	78.20
12	decoder_8bit	781	855.9	1.28	0.27	58.8	407	390	410.7	435	373.2	0.83	0.09	20.8	617	300	250
13	divider_16bit	5037	5045	66.3	3.88	89.4	2385	1264	1412	2543	2426	26.71	4.10	90.4	2116	662	760.2
14	divider_32bit	21348	19849	275.51	12.26	586	-	-	-	16434	16053	164	13.68	875	8341	2419	2941
15	divider_4bit	85	84.85	0.48	0.32	1.29	112	52	59.05	64	56.13	0.23	0.17	0.59	133	39	40.96
16	divider_8bit	744	731.8	6.94	1.21	13.5	539	302	339.7	557	535.5	3.67	1.10	10.8	527	171	189.7
17	fsm	149	192.9	1.06	0.28	4.40	209	85	138.6	106	129.8	0.59	0.24	2.70	157	70	97.09
18	fsm_encode	353	488.9	3.6	0.41	10.8	380	179	352.7	334	426.7	3.07	0.39	8.11	342	170	319.2
19	gray	100	109.1	0.92	0.28	2.04	142	63	85.92	81	94.70	1.04	0.23	2.34	145	67	88.84
20	mac	563	880.7	8.46	1.23	20.9	737	532	831.5	477	701.4	7.26	1.38	16.2	699	529	707
21	mul	311	453	3.64	1.26	9.69	498	399	485.5	270	426.4	3.43	1.25	9.62	494	397	476.4
22	mul_sub	634	623.24	4.17	0.75	8.08	494	299	352.9	614	603.8	4.12	0.71	8.11	480	289	332.5
23	mux	40	38.30	0.11	0.01	0.07	27	8	8.51	25	31.92	0.1	0.02	0.14	68	34	42.29
24	mux_encode	125	140.71	0.43	0.07	0.59	-	-	-	34	36.18	0.13	0.08	0.58	-	-	-
25	saturating_add	159	176.6	1.31	0.27	2.25	122	58	97.36	127	140.9	1.08	0.36	2.86	100	42	78.47
26	selector	38	56.4	0.44	0.11	0.38	42	17	42.56	31	49.74	0.39	0.08	0.24	29	15	37.24
27	sub_16bit	234	223.2	1.31	0.27	3.48	220	93	96.56	302	263.1	1.39	0.30	3.94	181	92	98.95
28	sub_32bit	542	502.2	2.94	0.31	8.49	444	189	191.5	518	452.2	2.51	0.36	9.22	370	188	200
29	sub_4bit	37	36.71	0.17	0.10	0.35	52	21	22.34	31	29.79	0.15	0.13	0.40	43	20	22.08
30	sub_8bit	135	122.6	0.65	0.15	0.95	108	45	47.88	129	111.9	0.57	0.26	1.47	90	46	48.15
31	add_sub	496	444.2	2.57	0.31	4.20	277	155	164.4	387	356.9	2.13	0.37	4.87	323	179	202.7
32	addr_calcu	405	388.1	3.07	0.62	8.56	340	197	222.9	229	214.4	1.8	0.60	8.47	192	101	124.7
33	mult_if	17	15.96	0.052	0.05	0.05	39	12	10.9	15	14.90	0.046	0.09	0.09	34	12	10.91
34	mux_large	296	273.45	0.84	0.11	0.85	210	65	90.17	164	176.62	0.74	0.13	1.01	270	112	120.5
35	register	5003	9780	79.63	0.40	245	8096	4500	9735	4481	9583	77.87	0.37	244	8140	4507	9668
36	ticket_machine	53	74.48	0.77	0.22	1.79	73	29	47.88	48	51.34	0.45	0.17	0.83	73	29	47.88

Table 6: The PPA quality comparison of RTL-OPT-provided suboptimal vs. optimized designs (compile, 0.1ns). Using both commercial DC and open-source Yosys for the RTL design synthesis and PPA evaluations. Trade-offs are common in these PPA metrics and smaller values indicate better performance.

B PPA AND FUNCTIONAL CORRECTNESS OF LLM-OPTIMIZED DESIGNS

Due to space limitations, the detailed experimental results are moved to the appendix. They report PPA quality and functional correctness for all designs optimized by **GPT-4o-mini**, **Gemini-2.5**, **Deepseek V3**, and **Deepseek R1**, using the RTL-OPT benchmark.

Table 4 and 7 summarize the evaluated PPA performance of each LLM-optimized design and compare it with the provided suboptimal RTL and optimized RTL (golden reference). **Green cells** indicate that the PPA is better than the suboptimal RTL, and **bold green cells** indicate that the PPA surpasses the optimized RTL (golden reference). The table also shows the functional correctness after verification (Func column), with ✓ and ✗ representing the verification results. ✗✗ indicates that the corresponding design contains syntax errors and fails to pass DC synthesis.

Category	GPT-4o-mini						Gemini-2.5					
	Cells	Area	Power (mW)	WNS (ns)	TNS (ns)	Check	Cells	Area	Power (mW)	WNS (ns)	TNS (ns)	Check
adder	-	-	-	-	-	✗	-	-	-	-	-	✗✗
adder_select	813	812.1	4.85	-0.39	-10.8	✓	813	812.10	4.85	-0.39	-10.8	✓
alu_64bit	3248	3028	16.95	-0.51	-29.7	✓	3248	3028	16.95	-0.51	-29.7	✓
alu_8bit	402	370	1.89	-0.26	-1.91	✓	402	370.01	1.89	-0.26	-1.91	✓
calculation	-	-	-	-	-	✗	670	997.50	6.59	-3.22	-42.6	✓
comparator	96	83.26	0.38	-0.22	-0.22	✓	100	88.05	0.38	-0.22	-0.22	✓
comparator_16bit	-	-	-	-	-	✗	296	244.45	1.06	-0.18	-0.52	✓
comparator_2bit	14	14.36	0.06	-0.02	-0.05	✓	16	13.03	0.05	-0.01	-0.02	✓
comparator_4bit	33	29.26	0.18	-0.05	-0.15	✓	29	23.14	0.09	-0.10	-0.22	✓
comparator_8bit	-	-	-	-	-	✗	79	83.52	0.37	-0.11	-0.31	✓
decoder_6bit	128	109.9	0.31	-0.03	-1.74	✓	204	208.01	0.37	-0.18	-9.22	✓
decoder_8bit	781	855.9	1.28	-0.27	-58.8	✓	354	297.4	0.66	-0.11	-24.8	✓
divider_16bit	5037	5045	66.25	-3.88	-89.4	✓	3926	3895	51.75	-6.85	-155	✓
divider_32bit	16638	16211	171.11	-13.23	-846.3	✓	14529	13375	154.6	-13.24	-629	✓
divider_4bit	85	84.85	0.48	-0.32	-1.29	✓	-	-	-	-	-	✗
divider_8bit	744	731.8	6.94	-1.21	-13.5	✓	531	513.38	3.58	-1.15	-11.0	✓
fsm	149	192.8	1.06	-0.28	-4.40	✓	-	-	-	-	-	✗
fsm_encode	389	504.9	3.69	-0.41	-12.5	✓	357	448.21	3.16	-0.40	-7.95	✓
gray	-	-	-	-	-	✗	100	109	0.92	-0.28	-2.04	✓
mac	-	-	-	-	-	✗	-	-	-	-	-	✗
mul	311	453	3.64	-1.26	-9.69	✓	311	453	3.64	-1.26	-9.69	✓
mul_sub	634	623.2	4.17	-0.75	-8.08	✓	282	381.71	2.67	-1.11	-11.6	✓
mux	32	25.54	0.08	0.0	0.0	✓	32	25.54	0.08	0.0	0.0	✓
mux_encode	-	-	-	-	-	✗	-	-	-	-	-	✗
saturating_add	-	-	-	-	-	✗✗	127	140.98	1.08	-0.36	-2.86	✓
selector	30	53.73	0.48	-0.18	-0.49	✓	38	56.39	0.44	-0.11	-0.38	✓
sub_16bit	266	230.6	1.22	-0.27	-3.40	✓	266	230.62	1.22	-0.27	-3.40	✓
sub_32bit	551	476.4	2.57	-0.35	-9.13	✓	551	476.41	2.57	-0.35	-9.13	✓
sub_4bit	50	49.48	0.23	-0.16	-0.59	✓	-	-	-	-	-	✗
sub_8bit	121	102.7	0.51	-0.23	-1.30	✓	-	-	-	-	-	✗
add_sub	496	444.22	2.57	-0.31	-4.20	✓	496	444.22	2.57	-0.31	-4.20	✓
addr_calcu	405	388.09	3.07	-0.62	-8.56	✓	-	-	-	-	-	✗
mult_if	17	15.96	0.05	-0.05	-0.05	✓	17	15.96	0.05	-0.05	-0.05	✓
mux_large	296	273.45	0.84	-0.11	-0.85	✓	-	-	-	-	-	✗
register	4615	9480.24	78.21	-0.36	-251	✓	-	-	-	-	-	✗✗
ticket_machine	-	-	-	-	-	✗	-	-	-	-	-	✗

Category	Deepseek V3						Deepseek R1					
	Cells	Area	Power (mW)	WNS (ns)	TNS (ns)	Check	Cells	Area	Power (mW)	WNS (ns)	TNS (ns)	Check
adder	530	618.7	4.51	-0.43	-12.5	✓	597	669.8	4.78	-0.41	-11.8	✓
adder_select	813	812.1	4.85	-0.39	-10.8	✓	514	522.7	3.49	-0.42	-12.0	✓
alu_64bit	3248	3028	16.95	-0.51	-29.7	✓	3248	3028	16.95	-0.51	-29.7	✓
alu_8bit	402	370	1.89	-0.26	-1.91	✓	402	370	1.89	-0.26	-1.91	✗
calculation	670	997.5	6.59	-3.22	-42.6	✓	550	808.1	5.73	3.29	44.8	✓
comparator	-	-	-	-	-	✗	110	96.29	0.4	-0.19	-0.19	✓
comparator_16bit	-	-	-	-	-	✗	122	107.2	0.48	-0.17	-0.48	✓
comparator_2bit	10	9.84	0.04	-0.03	-0.03	✓	13	11.17	0.04	-0.03	-0.04	✓
comparator_4bit	25	25.80	0.11	-0.06	-0.15	✓	-	-	-	-	-	✗✗
comparator_8bit	73	71.29	0.31	-0.12	-0.33	✓	-	-	-	-	-	✗✗
decoder_6bit	204	208.01	0.37	-0.18	-9.22	✓	-	-	-	-	-	✗
decoder_8bit	781	856	1.28	-0.27	-58.8	✓	392	330.1	0.72	-0.10	-23.1	✓
divider_16bit	-	-	-	-	-	✗	5037	5045	66.25	-3.88	-89.4	✓
divider_32bit	-	-	-	-	-	✗	-	-	-	-	-	✗✗
divider_4bit	-	-	-	-	-	✗	-	-	-	-	-	✗
divider_8bit	-	-	-	-	-	✗	-	-	-	-	-	✗✗
fsm	100	129.5	0.6	-0.22	-2.62	✓	106	129.8	0.59	-0.24	-2.70	✓
fsm_encode	372	466.8	3.46	-0.38	-9.36	✓	357	448.2	3.16	-0.40	-7.95	✓
gray	100	109.1	0.92	-0.28	-2.04	✓	100	109.1	0.92	-0.28	-2.04	✓
mac	-	-	-	-	-	✗	-	-	-	-	-	✗
mul	-	-	-	-	-	✗	270	426.4	3.43	-1.25	-9.62	✓
mul_sub	657	654.4	4.44	-0.76	-8.08	✓	675	654.1	4.46	-0.70	-7.97	✓
mux	32	25.54	0.08	0.0	0.0	✓	32	25.54	0.82	0.0	0.0	✓
mux_encode	-	-	-	-	-	✗	113	121.6	0.46	-0.09	-0.69	✓
saturating_add	127	140.9	1.08	-0.36	-2.86	✓	-	-	-	-	-	✗
selector	38	56.39	0.44	-0.11	-0.38	✓	30	49.74	0.41	-0.18	-0.49	✓
sub_16bit	266	230.6	1.22	-0.27	-3.40	✓	266	230.6	1.22	-0.27	-3.40	✓
sub_32bit	551	476.4	2.57	-0.35	-9.13	✓	-	-	-	-	-	✗
sub_4bit	37	37.24	0.18	-0.10	-0.30	✓	37	37.24	0.12	-0.10	-0.30	✓
sub_8bit	121	102.7	0.51	-0.23	-1.30	✓	121	102.7	0.51	-0.23	-1.30	✓
add_sub	496	444.2	2.57	-0.31	-4.20	✓	-	-	-	-	-	✗
addr_calcu	229	214.40	1.8	-0.60	-8.47	✓	-	-	-	-	-	✗
mult_if	-	-	-	-	-	✗	-	-	-	-	-	✗
mux_large	173	174.5	0.62	-0.12	-0.95 ¹⁰	✓	173	174.5	0.62	-0.12	-0.95	✓
register	-	-	-	-	-	✗	5003	9780	79.63	-0.40	-245	✓
ticket_machine	-	-	-	-	-	✗	-	-	-	-	-	✗

Table 7: PPA quality (DC compile, 0.1ns) and functional correctness for all designs optimized by GPT-4o-mini, Gemini-2.5, Deepseek V3, and Deepseek R1, using the RTL-OPT benchmark.

B.1 PPA and Functional Correctness of LLM-Optimized Designs (DC Compile, 1 ns)

Table 7 summarizes the PPA results and functional correctness checks for designs optimized by GPT-4o-mini, Gemini-2.5, Deepseek V3, and Deepseek R1 on the RTL-OPT benchmark. All evaluations are conducted under DC compile with 0.1ns clock period. This supplements Table 4, which uses a more relaxed timing setup.

C REPRODUCTION OF EXISTING BENCHMARK WITH MULTIPLE SYNTHESIS FLOWS

C.1 Reproduction of [26] Designs with Multiple Synthesis Flows

Table 8 provides reproduction results for 14 designs originally optimized by [26]. Both the baseline (original) and expert-optimized versions are evaluated using our unified flow, across three synthesis settings: Yosys, DC compile (0.1ns), and DC compile ultra (1ns). This ensures fair comparisons across benchmarks and demonstrates the effectiveness of our pipeline in capturing prior work.

Design List	Yosys		DC (compile, 0.1ns)					DC (compile_ultra, 1ns)				
	Cells	Area	Cells	Area	Power	WNS	TNS	Cells	Area	Power	WNS	TNS
case1	18	57.99	-	-	-	-	-	-	-	-	-	-
case1_opt	12	30.86	-	-	-	-	-	-	-	-	-	-
case2	37	44.95	-	-	-	-	-	-	-	-	-	-
case2_opt	37	44.95	-	-	-	-	-	-	-	-	-	-
case3	107	129.3	289	255.1	2.25 mW	-0.41	-3.23	26	98.95	74.85 uW	0.0	0.0
case3_opt	102	127.7	289	255.1	2.25 mW	-0.41	-3.23	26	98.95	74.85 uW	0.0	0.0
case4	304	347.1	576	550.9	3.75 mW	-0.51	-3.72	204	267.06	169.5 uW	0.0	0.0
case4_opt	262	310.7	553	529.9	3.80 mW	-0.50	-3.65	233	291.27	165.6 uW	0.0	0.0
case5	10933	12457	6546	11104	173.7 mW	-4.15	-413.6	6047	9668	19.99 mW	-1	-56.61
case5_opt	10504	11980	6044	10469	168.9 mW	-4.22	-418.1	5962	9600	19.98 mW	-1.02	-56.7
case6	37	59.32	53	60.38	484.8 uW	-0.22	-0.68	28	41.76	42.93 uW	0.0	0.0
case6_opt	21	28.99	23	28.99	284.1 uW	-0.15	-0.28	11	19.95	23.42 uW	0.0	0.0
case7	24	38.84	22	34.31	418.7 uW	-0.15	-0.46	16	28.99	40.65 uW	0.0	0.0
case7_opt	11	19.95	11	18.35	215.8 uW	-0.12	-0.25	8	15.96	21.90 uW	0.0	0.0
case8	1471	1720	1353	2242	13.90 mW	-0.92	-58.2	703	831.2	634.7 uW	0.0	0.0
case8_opt	661	758.1	1771	1962	14.87 mW	-0.95	-57.0	711	834.7	647.3 uW	0.0	0.0
case9	1716	2010	1336	2420	13.31 mW	-1.05	-65.7	729	886.3	636.4 uW	0.0	0.0
case9_opt	776	926.5	1757	1984	16.50 mW	-1.00	-70.6	973	965.1	982.7 uW	0.0	0.0
case10	24	43.89	25	31.92	103.8 uW	-0.02	-0.14	25	31.92	10.38 uW	0.0	0.0
case10_opt	24	8.51	40	38.30	114.8 uW	-0.01	-0.07	25	21.81	8.38 uW	0.0	0.0
case11	2	1.86	9	5.32	16.07 uW	0.0	0.0	1	1.06	252.5 nW	0.0	0.0
case11_opt	1	1.86	6	2.93	7.28 uW	0.0	0.0	1	1.06	252.5 nW	0.0	0.0
case12	1	1.86	3	0.0	374.8 nW	0.0	0.0	3	0.0	37.48 nW	0.0	0.0
case12_opt	1	1.06	1	1.06	2.59 uW	0.0	0.0	1	1.06	258.8 nW	0.0	0.0
case13	3	1.86	3	5.59	16.93 uW	-0.03	-0.03	5	5.05	1.77 uW	0.0	0.0
case13_opt	2	1.86	2	3.72	12.41 uW	-0.03	-0.03	5	5.05	1.77 uW	0.0	0.0
case14	4	1.86	6	7.98	28.15 uW	-0.10	-0.10	5	5.05	1.77 uW	0.0	0.0
case14_opt	3	1.86	6	6.65	23.20 uW	-0.08	-0.08	5	5.05	1.77 uW	0.0	0.0

Table 8: Reproduction PPA results of 14 designs in [26] (both original and expert-optimized versions) using Yosys and DC synthesis flows.

C.2 Reproduction of [26] GPT-Optimized Designs

Table 9 and Table 10 provide the PPA reproduction of designs optimized by GPT-based methods and [26] own optimization strategies, respectively. These results help evaluate the generalizability of our flow when applied to designs outside the RTL-OPT benchmark and provide fair comparisons across different optimization methodologies. The same three synthesis settings are used (Yosys, DC compile 0.1ns, and DC compile ultra 1ns), under our unified evaluation flow.

Design List	Yosys		DC (compile, 0.1ns)					DC (compile_ultra, 1ns)				
	Cells	Area	Cells	Area	Power	WNS	TNS	Cells	Area	Power	WNS	TNS
case1_GPT	18	57.99	18	57.99	584.6 uW	-0.24	-0.24	18	57.99	61.13 uW	0.00	0.00
case2_GPT	37	44.95	-	-	-	-	-	-	-	-	-	-
case3_GPT	107	129.3	289	255.1	2.25 mW	-0.41	-3.23	26	98.95	74.85 uW	0.00	0.00
case4_GPT	290	326.6	637	602.8	4.04 mW	-0.47	-3.33	205	265.5	159.5 uW	0.00	0.00
case5_GPT	10627	12090	5987	10483	165.9 mW	-4.18	-408	5962	9600	19.98 mW	-1.02	-56.72
case6_GPT	37	59.32	50	59.85	492.7 uW	-0.25	-0.73	25	38.57	40.19 uW	0.00	0.00
case7_GPT	26	44.69	30	43.62	522.1 uW	-0.15	-0.55	17	34.31	47.46 uW	0.00	0.00
case8_GPT	844	952.3	2129	1915	15.04 mW	-0.67	-44.17	704	932.1	722.7 uW	0.00	0.00
case9_GPT	844	952.3	2129	1915	15.04 mW	-0.67	-44.17	704	932.1	722.7 uW	0.00	0.00
case10_GPT	24	21.38	32	25.54	81.96 uW	0.0	0.0	25	21.81	8.382 uW	0.00	0.00
case11_GPT	3	1.862	3	5.59	16.86 uW	-0.03	-0.03	4	3.724	1.339 uW	0.00	0.00
case12_GPT	1	1.064	1	1.06	2.59 uW	0.0	0.0	1	1.064	258.8 nW	0.00	0.00
case13_GPT	3	5.586	6	5.59	20.58 uW	0.0	0.0	5	5.054	1.767 uW	0.00	0.00
case14_GPT	2	3.724	5	4.26	16.58 uW	0.0	0.0	4	3.724	1.248 uW	0.00	0.00

Table 9: Reproduction PPA results of GPT-4 optimized designs in [26] using Yosys and DC synthesis flows.

Design List	Yosys		DC (compile, 0.1ns)					DC (compile_ultra, 1ns)				
	Cells	Area	Cells	Area	Power	WNS	TNS	Cells	Area	Power	WNS	TNS
case1_ours	14	39.9	13	40.96	431.3 uW	-0.21	-0.28	14	39.90	44.67 uW	0.0	0.0
case2_ours	37	44.95	76	69.43	383.9 uW	-0.17	-1.07	9	32.45	15.31 uW	0.0	0.0
case3_ours	107	129.3	289	255.1	2.251 mW	-0.41	-3.23	26	98.95	74.85 uW	0.0	0.0
case4_ours	168	178.8	396	371.9	2.212 mW	-0.44	-3.46	153	163.32	110.87 uW	0.0	0.0
case5_ours	10540	12016	6329	10642	170.7 mW	-4.14	-409.54	5962	9600.21	19.98 mW	-1.02	-56.72
case6_ours	20	28.73	23	28.99	284.1 uW	-0.15	-0.28	11	19.95	23.42 uW	0.0	0.0
case7_ours	23	35.64	23	34.58	385.6 uW	-0.14	-0.47	14	27.40	35.59 uW	0.0	0.0
case8_ours	908	1063	2136	1916	14.75 mW	-0.69	-44.12	709	939.78	746.77 uW	0.0	0.0
case9_ours	956	1173	2595	2354	19.54 mW	-0.95	-61.83	847	1341.97	1.075 mW	0.0	0.0
case10_ours	-	-	-	-	-	-	-	-	-	-	-	-
case11_ours	1	1.862	7	4.788	15.60 uW	0.0	0.0	2	1.330	370.2 nW	0.0	0.0
case12_ours	1	1.062	1	1.064	2.588 uW	0.0	0.0	1	1.064	258.8 nW	0.0	0.0
case13_ours	-	-	-	-	-	-	-	-	-	-	-	-
case14_ours	4	1.862	6	7.98	28.15 uW	-0.1	-0.1	5	5.054	1.767 uW	0.0	0.0

Table 10: Reproduction PPA results of RTLRewriter optimized their own designs using Yosys and DC synthesis flows.

D DETAILED LLM EVALUATION RESULTS AND STATISTICAL ANALYSIS

We **re-run each LLM evaluation 5 times** on RTL-OPT (36 designs), using the same prompt template to ensure consistency. For each run, we recorded the: (1) Syntax correctness; (2) Func correctness; (3) PPA better than suboptimal; (4) PPA better than optimized. The experimental results for 6 different LLMs (**including two open-source LLMs**) are summarized below.

We summarize statistical results and conduct paired t-tests on two representative LLM pairs: Gmini vs. DS-R1 and LLaMA vs. Qwen. We will include the complete **mean $\pm \sigma$** and **paired t-tests** results in this appendix when updating the camera-ready version.

D.1 Syntax Correctness (N out of 36)

Run	GPT-4o	Gmini-2.5	DS V3	DS R1	QWEN	Llama
1	36	35	36	32	34	15
2	35	31	34	32	34	17
3	36	30	36	31	31	15
4	35	34	36	30	30	14
5	35	35	36	32	34	15
Mean	35.4	33	35.6	31.4	32.6	15.2
σ	1.0	1.5	1.3	0.8	0.9	1.1

D.2 Functional Correctness (N out of 36)

Run	GPT-4o	Gmini-2.5	DS V3	DS R1	QWEN	Llama
1	29	26	27	24	23	13
2	28	25	21	26	20	18
3	25	24	26	25	23	17
4	27	25	25	24	21	12
5	28	28	25	26	19	17
Mean	27.4	25.6	24.8	25	21.2	15.4
σ	1.5	1.5	2.3	1.8	1.6	2.7

D.3 PPA >Suboptimal (N out of 36)

Run	GPT-4o	Gmini-2.5	DS V3	DS R1	QWEN	Llama
1	7	11	10	15	4	2
2	8	9	6	16	4	5
3	7	10	8	16	6	4
4	7	9	10	13	4	1
5	9	10	8	14	4	2
Mean	7.6	9.8	8.4	14.8	4.4	2.8
σ	0.9	0.8	1.5	1.3	1.1	1.6

D.4 PPA >Optimized (N out of 36)

Run	GPT-4o	Gmini-2.5	DS V3	DS R1	QWEN	Llama
1	2	2	5	5	1	0
2	3	2	4	6	0	1
3	1	4	5	5	2	1
4	3	2	5	5	2	0
5	2	2	3	4	1	1
Mean	2.2	2.4	4.4	5	1.2	0.6
σ	0.8	0.9	1.0	0.7	0.8	0.5

D.5 Comparison: GPT-4o vs. DS-R1

Metric	Mean Diff	t-value	p-value	Significance	Effect Size
Syntax correctness	+3.8	+6.53	0.0028	Significant	2.92 (Very Large)
Func correctness	+1.6	+1.67	0.169	Not Significant	0.75 (Medium)
PPA >suboptimal	-7.2	-5.81	0.004	Significant	2.60 (Very Large)
PPA >optimized	-2.8	-5.83	0.004	Significant	2.61 (Very Large)

D.6 Comparison: LLaMA vs. Qwen

Metric	Mean Diff	t-value	p-value	Significance	Effect Size
Syntax correctness	-18.2	-48.40	<0.0001	Significant	-21.7 (Extreme)
Func correctness	-5.8	-5.39	0.006	Significant	-2.41 (Very Large)
PPA >suboptimal	+1.6	+2.53	0.065	Marginal	0.72 (Medium)
PPA >optimized	+0.6	+1.34	0.251	Not Significant	0.30 (Small)