

# Publishing Below-Threshold Triangle Counts under Local Weight Differential Privacy

1<sup>st</sup> Kevin Pfisterer  
The University of Tokyo  
Tokyo, Japan  
pfisterer@is.s.u-tokyo.ac.jp

2<sup>nd</sup> Quentin Hillebrand  
University of Copenhagen  
Copenhagen, Denmark  
quentin.hillebrand@di.ku.dk

3<sup>rd</sup> Vorapong Suppakitpaisarn  
The University of Tokyo  
Tokyo, Japan  
vorapong@is.s.u-tokyo.ac.jp

**Abstract**—We propose an algorithm for counting below-threshold triangles in weighted graphs under local weight differential privacy. While prior work focused on unweighted graphs, many real-world networks naturally include edge weights. We study the setting where the graph topology is public known and the privacy of the influence of an individual on the edge weights is protected. This captures realistic scenarios such as road networks and telecommunication networks. Our approach consists of two rounds of communication. In the first round, each node publishes their incident weight information under local weight differential privacy while in the second round, the nodes locally count below-threshold triangles, for which we introduce a biased and unbiased variant. We further propose two different improvements. We present a pre-computation step that reduces the covariance and thereby lowers the expected error. Secondly, we develop an algorithm for computing the smooth-sensitivity, which significantly reduces the running time compared to a straightforward approach. Finally, we provide experimental results that demonstrate the differences between the biased and unbiased variants and the effectiveness of the proposed improvements.

**Index Terms**—Local differential privacy, Weighted graph analytics, Triangle counting, Smooth sensitivity

## I. INTRODUCTION

Over the recent years differential privacy became the standard notion for privacy. It offers a mathematical framework which ensures that the inclusion or exclusion of an individual’s data does not significantly change the outcome. Therefore, even after publishing the outcome no reliable conclusion about an individual’s data point can be made.

Originally designed for tabular data [1], differential privacy was later extended to edge-differential privacy to capture the additional structure in graphs [2]. A limitation of differential privacy and edge-differential privacy is the requirement for a trusted central server. Local differential privacy [3], [4] overcomes this limitation by offering better privacy guarantees and removing the requirement for a trusted curator.

A large body of work has studied differential privacy on weighted graphs, which captures realistic scenarios such as

road and telecommunication networks. Prior results include differentially private shortest-path algorithms [5]–[8], methods for releasing privatized versions of the graph itself [9], [10], and algorithms for privately releasing cut values [11], [12]. Some of these algorithms can be adapted to local-style settings, but to the best of our knowledge the only work that explicitly targets the local model is [13], which releases the distribution of edge weights.

Differential privacy for unweighted graphs is typically defined to protect the existence of edges in a social network: the goal is to hide whether a connection between any two users is present in the database. In contrast, differential privacy for weighted graphs is intended to protect sensitive interaction data encoded in the edge weights, such as whether a specific trip occurred on a road network or how much two devices communicated in a telecommunications network. In this model, the graph topology (i.e., which pairs of vertices are connected) is assumed to be public, while the edge weights are treated as sensitive. This privacy notion for weighted graphs is generally considered to offer greater flexibility for algorithm design, since it allows the algorithm to exploit the known network structure while still protecting individual behaviors encoded in the weights.

We believe that the main reason why there are very few works on weighted graphs under local differential privacy is that, although the privacy model for weighted graphs appears more flexible, it does not straightforwardly lead to better utility. In particular, most existing work in the central model assumes that the average edge weight is super-constant, an assumption that is often unrealistic in many applications, including those that motivate the local setting. This motivates us to design a differentially private graph algorithm that achieves an advantage over the unweighted setting without relying on such a strong assumption.

We focus on the triangle counting problem, which has been extensively studied in the unweighted setting [14]–[18]. In the unweighted case, triangle counting plays a central role in applications in graph mining, bioinformatics, and social networks [19]–[21]. We extend this problem to the weighted setting by asking for the number of triangles whose total weight is below (or equivalently above) a given threshold  $\lambda$ .

The part of graphs with a lot of triangles or subgraphs with large weights usually indicate part of cities or communication

Kevin Pfisterer and Quentin Hillebrand are supported by JST SPRING, Grant Number JPMJSP2108. Vorapong Suppakitpaisarn is supported by JST NEXUS Grant Number Y2024L0906031 and KAKENHI Grant JP25K00369. Quentin Hillebrand is part of BARC, Basic Algorithms Research Copenhagen, supported by the VILLUM Foundation grant 54451. Quentin Hillebrand was also supported by a Data Science Distinguished Investigator grant from Novo Nordisk Fonden.

networks with a lot of congestion. We also believe that an efficient algorithm for triangle counting can be extended to the subgraph counting in the similar way as the unweighted case [22], [23].

#### A. Our Contribution

In Section III, we propose an algorithm for counting the number of triangles whose total weight falls below a given threshold, fully leveraging the flexibility of the differential privacy notion for weighted graphs. The key contributions of our algorithm are twofold:

a) *We design an assignment that minimizes the variance of the triangle count in Section IV:* Each triangle is incident to three nodes. It is known that assigning each triangle to a carefully chosen node and letting only that node report it can greatly reduce the variance and thus the error in triangle counting [15], [18].

In the unweighted setting, however, the server does not know the graph structure, so prior work relied on indirect statistics such as noisy degree estimates to guide this assignment. In contrast, under differential privacy for weighted graphs, the server is allowed to know the graph structure. We exploit this additional information to construct an efficient and scalable constant-factor approximation algorithm for choosing the assignment so as to (approximately) minimize the counting variance.

b) *We develop a scalable algorithm to compute the smooth sensitivity in Section V:* Smooth sensitivity [24] is a standard tool to reduce the amount of noise that must be added to a released statistic, and it can lead to especially large accuracy gains in the weighted setting. However, computing a sufficiently tight smooth sensitivity bound is often computationally expensive in practice [25]. Although there are algorithms for computing smooth sensitivity in the unweighted setting, directly applying those bounds to the weighted setting would drastically overestimate the sensitivity and therefore inject far more noise than necessary.

To overcome this, we develop an algorithm that computes the local  $\beta$ -smooth sensitivity in  $O(d^2 \log^3 d)$  time. Importantly, this running time is independent of the magnitude of the edge weights, so the method remains scalable even when weights are large. The key idea is to maintain and update two balanced binary search trees so that we can capture the relevant local changes without recomputing from scratch.

We remark that in typical road, communication, or social networks, node degrees are generally well below  $10^4$ . This implies that our smooth sensitivity computation, which depends on the maximum degree, can be carried out within practical running time and is therefore scalable in these settings.

In addition to these two main contributions, in Section III we adapt the unbiased estimator from [26], originally proposed for privately releasing histograms, so that it can be used to release an unbiased estimate of the number of triangles under our weighted-graph model. This extends the use of unbiased randomized response techniques for subgraph counting from

the unweighted setting [23] to the weighted setting considered here.

When we use the biased estimator, the resulting error scales linearly with the number of triangles in the input graph. In contrast, with the unbiased estimator, the error scales on the order of the square root of the number of triangles. Consequently, for graphs with many triangles, our algorithm achieves a significantly smaller relative error.

In Section VI, we evaluate our method on two real-world graphs: a telecommunication network in Milan, Italy, and a biological network used for integrated transcriptional and metabolic analysis [27], [28]. Compared to a naive baseline that first releases all edge weights using the Laplace mechanism and then counts triangles from the noisy graph, our algorithm achieves up to two orders of magnitude smaller relative counting error.

#### B. Related Work

In the non-private setting for weighted graphs, most prior work has focused on designing efficient algorithms to identify the heaviest (top-weight) triangles [29], [30]. In addition, there are results on computing minimum-weight instances of more general subgraph patterns [31], as well as a substantial body of work on the maximum-weight connected subgraph problem [27], [32], [33].

In the private setting for unweighted graphs, there are several works [34]–[37] publishing the densest subgraphs under both central and local differential settings. However, as far as we know, it is not trivial to extend them to the weighted differential privacy.

## II. PRELIMINARIES

#### A. Problem definition

Let  $G = (V, E, w)$  be a weighted undirected graph with vertex set  $V = \{1, \dots, n\}$  and edge set  $E \subseteq \binom{V}{2}$ . For each edge  $\{u, v\} \in E$ , let  $w_{uv} = w_{vu} \in \mathbb{Z}$  denote its (integer) weight; we restrict to integer weights, which suffice for all applications considered in this paper. For a vertex  $v \in V$ , write  $\mathcal{N}(v) = \{u \in V : \{u, v\} \in E\}$  for its neighborhood and  $d_v = |\mathcal{N}(v)|$  for its degree. The maximum degree is denoted by  $d_{\max}$ . The incident-weight vector at  $v$  is  $w^v = (w_{vu})_{u \in \mathcal{N}(v)} \in \mathbb{Z}^{d_v}$ . Throughout, the graph structure  $(V, E)$  is public, whereas each weight  $w_{uv}$  is known only to its endpoints  $u$  and  $v$ ; accordingly,  $w^v$  constitutes the private data of node  $v$ .

With  $\Delta$  we denote the set of triangle of  $G$  where a triangle  $T \in \Delta$  is either represented by the set of three edges or the set of three nodes forming the triangle. We use the edge and node representation of a triangle interchangeable and clarify the used representations in statements. We now present the formal definition of counting below-threshold triangle counts.

*Definition 1:* Given a weighted undirected graph  $G = (V, E, w)$  and a threshold  $\lambda \in \mathbb{Z}$ , the goal is to output the number of triangles with weight below  $\lambda$ :

$$f(G) = \sum_{(v,u,x) \in \Delta} 1\{w_{vu} + w_{vx} + w_{ux} < \lambda\}$$

### B. Local weight differential privacy

In the following we introduce the formal notations for our privacy setting together with a discrete and continuous privacy mechanism. In the setting of local weight differential privacy it is assumed that the graph topology, nodes and edges, are public and the private information we want to protect is encoded in the edge weights.

*Definition 2 (Neighboring weight vectors):* We define two weight vectors  $w, w' \in \mathbb{Z}^d$  as neighboring  $w \sim w'$  if their  $l_1$  distance is at most one, i.e.

$$w \sim w' \iff \|w - w'\|_1 \leq 1$$

*Definition 3 (Local weight differential privacy [13]):* Let  $\varepsilon > 0$ . A randomized query  $\mathcal{R}$  satisfies  $\varepsilon$ -local weight differential privacy ( $\varepsilon$ -LWDP) if, for any possible neighboring weight vectors  $w, w'$ , and any possible outcome set  $S$ ,

$$\Pr[\mathcal{R}(w) \in S] \leq e^\varepsilon \Pr[\mathcal{R}(w') \in S].$$

An algorithm  $\mathcal{A}$  is said to be  $\varepsilon$ -LWDP if, for any node  $v_i$ , and any sequence of queries  $\mathcal{R}_1, \dots, \mathcal{R}_\kappa$  inquired to  $v_i$ , where each query  $\mathcal{R}_j$  satisfies  $\varepsilon_j$ -local weight differential privacy (for  $1 \leq j \leq \kappa$ ), the total privacy loss is bounded by  $\varepsilon_1 + \dots + \varepsilon_\kappa \leq \varepsilon$ . We call  $\varepsilon$  the *privacy budget* of any  $\varepsilon$ -LWDP algorithm and query.

By the definition of LWDP, an attacker cannot distinguish between two weight vectors that differ by one unit. Since each weight represents the number of mobility or communication events in a road or telecommunication network, this implies that an attacker cannot determine whether any specific mobility or communication event occurred in the database.

We will now introduce two private queries which we will use in our mechanism. The first one is the discrete Laplace query.

*Definition 4 (Discrete Laplace query [38]):* For  $p \in (0, 1)$ ,  $DLap(p)$  denotes the discrete Laplace distribution with probability mass at  $i \in \mathbb{Z}$  of  $\frac{1-p}{1+p} \cdot p^{|i|}$ . For a weight vector  $w = (w_1, \dots, w_d) \in \mathbb{Z}^d$ , the discrete Laplace privacy mechanism adds independently drawn noise from  $DLap(e^{-\varepsilon})$  to each entry in  $w$ , i.e.

$$w'_i = w_i + DLap(e^{-\varepsilon}) \quad \forall i \in [d].$$

The discrete Laplace query also known as geometric query satisfies  $\varepsilon$ -LWDP.

The second query is the Laplace query, whose definition relies on global sensitivity.

*Definition 5 (Global sensitivity [1]):* For a function  $f : \mathbb{Z}^d \rightarrow \mathbb{R}$ , the global sensitivity  $GS(f)$  is defined as

$$GS(f) := \max_{w \sim w'} \|f(w) - f(w')\|_1.$$

*Definition 6 (Laplace query [1]):* For a function  $f : \mathbb{R}^d \rightarrow \mathbb{Z}$  and  $\varepsilon > 0$ , the following is defined as the Laplace query

$$LM_f(w) = f(w) + (Y_1, \dots, Y_d)$$

where  $Y_1, \dots, Y_d$  are drawn from  $Lap(GS(f)/\varepsilon)$ .

The Laplace query satisfies  $\varepsilon$ -local weight differential privacy.

### III. TWO-STEP ALGORITHM FOR PUBLISHING BELOW-THRESHOLD TRIANGLE COUNTS

In this section, we present our two-step algorithm to release the number of below-threshold triangles under local weight differential privacy.

Algorithm 1 is based on [16] and uses two rounds of communication. In the first step, nodes publish their incident weight vectors such that the central server can then construct a noisy graph with this information. In the second step, nodes locally use their private weights together with the noisy graph to accurately estimate the local number of below-threshold triangle counts. These local counts are published under local weight differential privacy and then aggregated by the central server.

---

#### Algorithm 1 TWO-STEP ALGORITHM FOR COUNTING BELOW-THRESHOLD TRIANGLES

---

**Input:** weighted graph  $G = (V, E, w)$ ,  $\lambda$ ,  $\varepsilon_1$ ,  $\varepsilon_2$

**Output:** below-threshold triangle count  $\tilde{k}$

*First step: Noisy releases and task assignments*

**Node**  $v \in V$ :

1:  $\tilde{w}^v \leftarrow w^v + (Y_1, \dots, Y_{d_v})$  where  $Y_i = DLap(e^{-\varepsilon_1})$  for all  $i \in [d_v]$ . ▷ Discrete Laplace query

2: Send  $\tilde{w}^v$  to the server

**Server:**

3: Collect  $\tilde{w}^v$  from each  $v \in V$

4: Construct  $G' = (V, E, w')$  from  $(\tilde{w}^v)_{v \in V}$ . ▷ Section III-A

5: Compute assignment  $\rho : \Delta \mapsto V$  from  $(V, E)$ . ▷ Section IV

6: Send  $G', \rho$  to each node

*Second Step: Local counting*

**Node**  $v \in V$ :

7: Let  $\Delta_v = \rho^{-1}(v)$ . Calculate  $f'_v(w^v) \leftarrow \sum_{T \in \Delta_v} g_v^T(w^v)$  when  $g_v^T(w^v)$  is the estimator declaring if  $T$  is below the threshold. ▷ Section III-B

8: Compute the sensitivity of  $f'_v$ , denoted  $s_v$ . ▷ Theorem 1, Section V

9: Compute  $\tilde{f}_v(w^v)$ , which is the value of  $f'_v(w^v)$  released using either the Laplace query (Definition 6) or the smooth-sensitivity query (Definition 11), depending on the sensitivity  $s_v$ . We set the privacy budget of this release to  $\varepsilon_2$ .

10: Send  $\tilde{f}_v(w^v)$  to the server

**Server:**

11:  $\tilde{k} \leftarrow \sum_{v \in V} \tilde{f}_v(w^v)$

12: **return**  $\tilde{k}$

---

#### A. Noisy releases and task assignments

Each vertex  $v$  releases its incident-weight vector using the discrete Laplace mechanism (Definition 4), yielding  $\tilde{w}^{(v)} = (\tilde{w}_{vu})_{u \in \mathcal{N}(v)}$  for all  $v \in \{1, \dots, n\}$ . A central server aggre-

gates the reports and constructs a noisy graph  $G' = (V, E, w')$  by enforcing symmetry via an index tie-break:

$$w'_{uv} = \begin{cases} \tilde{w}_{uv}, & \text{if } u < v, \\ \tilde{w}_{vu}, & \text{otherwise,} \end{cases} \quad \forall \{u, v\} \in E.$$

Let  $\Delta$  denote the set of triangles in  $G$ . The server assigns each triangle  $T \in \Delta$  to one of its vertices via a mapping  $\rho : \Delta \rightarrow V$ . For a node  $v \in V$ , write  $\Delta_v = \rho^{-1}(v)$  for the set of triangles that  $v$  is responsible for. By default we use the lowest-index rule,  $\rho(T) = \arg \min\{i : i \in T\}$ ; in Section IV we refine  $\rho$  to minimize the expected error. Finally, the server broadcasts  $G'$  together with  $\rho$  to all nodes.

### B. Local counting

Each node  $v$  locally counts the number of below-threshold triangles among its assigned set  $\Delta_v = \rho^{-1}(v)$ . At this stage,  $v$  knows the public topology  $(V, E)$ , its private incident-weight vector  $w^{(v)}$ , and the noisy weights  $w'$  released in Step 1. We consider two estimators for declaring whether  $T$  is below the threshold; in Algorithm 1 this is represented by the placeholder  $g_v^T(w^v)$ . Node  $v$  applies the chosen estimator to each  $T \in \Delta_v$  and counts those declared below threshold. We first introduce a biased estimator.

**Definition 7 (Biased Estimator):** Let  $v \in V$  be the vertex responsible for a triangle  $T = \{v, u, x\} \in \Delta_v$ . We define the following *biased* estimator:

$$B'_T = \mathbf{1}\{w_{vu} + w_{vx} + w'_{ux} < \lambda\},$$

where  $w_{ab}$  are true edge weights incident to  $v$  and  $w'_{ux}$  is the noisy weight from Step 1.

We next recall the *unbiased* estimator of [26], originally proposed for releasing anonymous histograms without bias.

**Definition 8 (Unbiased Estimator):** Let  $h : \mathbb{Z} \rightarrow \mathbb{R}$  be defined as

$$h(m) = \begin{cases} 0 & \text{if } m > \lambda, \\ -\frac{p}{(1-p)^2} & \text{if } m = \lambda, \\ 1 + \frac{p}{(1-p)^2} & \text{if } m = \lambda - 1, \\ 1 & \text{if } m < \lambda - 1 \end{cases}$$

with  $p = e^{-\varepsilon_1}$ . Let  $v \in V$  be the vertex responsible for counting the triangle  $T = (v, u, x) \in \Delta_v$ . Then, with  $U'_T$  we define the following estimator:

$$U'_T = h(w_{vu} + w_{vx} + w'_{ux})$$

Both estimators  $B'_T$  and  $U'_T$  use the true incident weights  $w_{vu}$  and  $w_{vx}$  together with the noisy value  $w'_{ux}$ . Define  $f'_v$  as the local below-threshold count at node  $v$ , with  $g$  a placeholder for the chosen estimator:

$$f'_v(w^v) = \sum_{T \in \Delta_v} g_v^T(w^v).$$

We set  $g_v^T(w^v) = B'_T$  when using the biased estimator; otherwise, we set  $g_v^T(w^v) = U'_T$ .

### C. Publishing local counts

Because computing the local below-threshold count  $f'_v(w^v)$  depends on the private incident-weight vector  $w^v$ , we must apply a privacy mechanism to ensure local weight differential privacy before sending  $f'_v(w^v)$  to the central server. Note that the vector  $w'_v$  from Step 1 is already public and thus treated as a constant here. Since the final output need not be an integer, we use the Laplace query of Definition 6.

**Theorem 1:** The global sensitivity of  $f'_v$  is given by

$$GS(f'_v) = GS(g_v^T) \max_{u: \{v, u\} \in E} |\{T \in \Delta_v : \{v, u\} \in T\}|$$

where  $GS(g_v^T) = 1$  when using the biased estimator and  $GS(g_v^T) = 1 + 2\frac{p}{(1-p)^2}$  when using the unbiased estimator.

*Proof:* By Definition 5, we need to find  $w \sim w'$  such that  $|f'_v(w) - f'_v(w')|$  is maximized. Since  $w$  and  $w'$  are neighboring, there exists exactly one incident edge to  $v$  whose weights differ by 1 between  $w$  and  $w'$ . Let  $\{v, u\}$  denote this edge. Then, a change of  $w_{vu}$  affects all triangles that contain  $\{v, u\}$  and  $v$  is responsible for counting:

$$S = \{T \in \Delta_v : \{v, u\} \in T\}$$

In the worst case for each triangle  $T$  in  $S$ , the estimator changes by  $GS(g_v^T)$  where  $GS(g_v^T)$  is the maximum change of the respective estimator. It is straightforward to show  $GS(g_v^T)$  for the biased estimator and unbiased estimator. ■

The computation of  $GS(f'_v)$  depends only on public data. Therefore, each node  $v \in V$  can compute the sensitivity  $GS(f'_v)$  locally.

**Theorem 2:** Calculating the sensitivity  $GS(f'_v)$  can be done in  $O(d_v^2)$  time.

*Proof:* For a fixed incident edge  $e \in E$  of  $v \in V$ , the quantity  $|\{T \in \Delta_v : e \in T\}|$  can be computed in  $O(d_v)$  time by scanning each other edge incident to  $v$  and checking whether it closes a triangle. Repeating this for all incident edges yields a total running time of  $O(d_v^2)$ . ■

We give the privacy result in the following theorem.

**Theorem 3:** Algorithm 1 satisfies  $(\varepsilon_1 + \varepsilon_2)$ -local weight differential privacy.

*Proof:* Algorithm 1 issues two queries to each node. The first retrieves the incident weight vector of a node  $v \in V$ ;  $v$  responds using the discrete Laplace query, achieving  $\varepsilon_1$ -LWDP. The second retrieves the local below-threshold count; here the Laplace query is used, achieving  $\varepsilon_2$ -LWDP. ■

### D. Precision of the biased estimator

In this section, we analyze the expected squared  $\ell_2$ -error of Algorithm 1 under the biased estimator  $B'_T$ . Randomness arises in two places: (i) Step 1, where incident weight vectors are released via the discrete Laplace query, and (ii) Step 2, where local below-threshold counts are released via the Laplace query.

**Theorem 4:** For a triangle  $T \in \Delta$  with triangle weight  $w_T$  the expected value of the estimator  $B'_T$  is given by

$$\mathbb{E}[B'_T] = \begin{cases} 1 - \frac{p^{\lambda - w_T}}{1 + p} & \text{if } w_T < \lambda \\ \frac{p^{w_T - \lambda + 1}}{1 + p} & \text{if } w_T \geq \lambda \end{cases}$$

*Proof:* Let  $T \in \Delta$  with triangle weight  $w_T$ . Denote  $w_{vu} + w_{vx} + w'_{ux}$  by  $w'_T$ . Notice that  $w'_T = w_{vu} + w_{vx} + w_{ux} + Z = w_T + Z$  where  $Z \sim DLap(p)$ . When  $w_T < \lambda$ ,

$$\begin{aligned}\mathbb{E}[B'_T] &= \Pr[Z < \lambda - w_T] = \frac{1-p}{1+p} \sum_{i=-\infty}^{\lambda-w_T-1} p^{|i|} \\ &= \frac{1-p}{1+p} \left( \sum_{i=0}^{\infty} p^i - 1 + \sum_{i=0}^{\lambda-w_T-1} p^i \right).\end{aligned}$$

Since  $p = e^{-\varepsilon_1}$ , it holds that  $|p| < 1$  and we can apply the closed form solution for the geometric series.

$$\Pr[Z < \lambda - w_T] = 1 - \frac{p^{\lambda-w_T}}{1+p}$$

When  $w_T \geq \lambda$ , we apply the same techniques to obtain that

$$\mathbb{E}[B'_T] = \Pr[Z < \lambda - w_T] = \frac{p^{w_T-\lambda+1}}{1+p}.$$

We can imply from Theorem 4 that the expected value for the triangle  $T \in \Delta$  is independent from the node that is responsible for counting it.

*Theorem 5:* The bias for a triangle  $T \in \Delta$  is given by

$$\mathbb{E}[B'_T] - 1\{w_T < \lambda\} = \begin{cases} -\frac{p^{\lambda-w_T}}{1+p} & \text{if } w_T < \lambda \\ \frac{p^{w_T-\lambda+1}}{1+p} & \text{if } w_T \geq \lambda \end{cases}$$

*Proof:* The statement directly follows from Theorem 4. ■

*Corollary 1:* The bias for a triangle  $T \in \Delta$  is maximized for triangle weights at the boundary cases:  $w_T = \lambda$ ,  $w_T = \lambda - 1$ ; This results in the following bounds for the bias of the estimator.

$$-\frac{e^{-\varepsilon_1}}{1+e^{-\varepsilon_1}} \leq \mathbb{E}[B'_T] - 1\{w_T < \lambda\} \leq \frac{e^{-\varepsilon_1}}{1+e^{-\varepsilon_1}}.$$

*Corollary 2:* For the triangle  $T \in \Delta$ , the absolute bias decreases exponentially in  $|\lambda - w_T|$ :

$$|\mathbb{E}[B'_T] - 1\{w_T < \lambda\}| \leq e^{-\varepsilon_1|\lambda-w_T|}.$$

Recall that the output of Algorithm 1 is  $\tilde{k}$  and let  $f(G)$  be the actual count of below-threshold triangles. We decompose the expected squared  $\ell_2$ -error into the squared bias plus the variance:

$$(\tilde{k} - f(G))^2 + \text{Var}[f'(G, \varepsilon_1, \varepsilon_2)]$$

*Theorem 6:* The squared bias of Algorithm 1 is bounded by

$$|\Delta|^2 \left( \frac{e^{-\varepsilon_1}}{1+e^{-\varepsilon_1}} \right)^2$$

*Proof:* The expectation is taken over the randomness used when releasing the weight vectors and when releasing the local below-threshold counts.

$$\mathbb{E}[\tilde{k}] = \sum_{v \in V} \mathbb{E}[f'_v(w^v) + \text{Lap}(GS(f'_v)/\varepsilon_2)]$$

The Laplace mechanism is unbiased. Hence, the bias of the algorithm arises solely from  $f'_v$ .

$$\mathbb{E}[\tilde{k}] - f(G) = \sum_{T \in \Delta} (E[B'_T] - 1\{w_T < \lambda\})$$

From Corollary 1 the bound on the squared bias follows. ■

We observe from the previous theorem that the bias scales the true value by a factor of  $\frac{e^{-\varepsilon_1}}{1+e^{-\varepsilon_1}} < 1$ . In other words, the relative error introduced by this biased estimator is this constant factor.

We now analyze the variance of  $\tilde{k}$ . For two vertices  $u, x \in V$ , let  $N_{u,x} = \{v \in V : \{v, u, x\} \in \Delta_v\}$  denote the set of vertices that form a triangle with  $u, x$  and use the noisy information  $w'_{ux}$ . For  $v, v' \in N_{u,x}$  both use the same noisy information  $w'_{ux}$  which results in a covariance between the estimator  $B'_T$  with  $T = (v, u, x)$  and  $B'_{T'}$  with  $T' = (v', u, x)$ . We call this structure a  $C'_4$  instance. Figure 1 visualizes such an instance. This allows us to separate the total variance  $\text{Var}[\sum_{v \in V} f'_v(w^v)]$  as follows:

$$\sum_{v \in V} \text{Var}[f'_v(w^v)] + \sum_{u,x \in V} \sum_{v,v' \in N_{u,x}} \text{Cov}[f'_v(w^v), f'_{v'}(w^{v'})].$$

We first analyze the variance of the estimated local below-threshold count.

*Theorem 7:* For a vertex  $v \in V$ , the variance  $\text{Var}[f'_v(G)]$  is bounded by

$$\frac{e^{-\varepsilon_1}}{1+e^{-\varepsilon_1}} \left( 1 - \frac{e^{-\varepsilon_1}}{1+e^{-\varepsilon_1}} \right) |\Delta_v| = O\left(\frac{|\Delta_v|}{\varepsilon_1}\right)$$

*Proof:* For every triangle  $T \in \Delta_v$  the noise used in the estimator  $B'_T$  is independent from the noise in the other triangles in  $\Delta_v$ . We obtain that:

$$\text{Var}[f'_v(w^v)] = \sum_{T \in \Delta_v} \text{Var}[B'_T]$$

From the fact that  $B'_T$  is an indicator variable and from the probabilities shown in Theorem 4, for  $w_T \geq \lambda$ , we obtain that

$$\text{Var}[B'_T] = \left( 1 - \frac{p^{\lambda-w_T}}{1+p} \right) \frac{p^{\lambda-w_T}}{1+p}.$$

For  $w_T < \lambda$ , we obtain that

$$\text{Var}[B'_T] = \left( 1 - \frac{p^{w_T-\lambda+1}}{1+p} \right) \frac{p^{w_T-\lambda+1}}{1+p}.$$

Similar to the bias, the variance is maximized in the boundary cases, which proves the claim. ■

Lastly, we bound the covariance between  $B'_T$  and  $B'_{T'}$ , which rely on the same noisy weight information.

*Theorem 8:* For the triangles  $T \in \Delta_v$  and  $T' \in \Delta_{v'}$  that use the same noisy weight information the covariance of the estimators  $B'_T$  and  $B'_{T'}$  is bounded by  $2 \frac{e^{-\varepsilon_1}}{1+e^{-\varepsilon_1}}$ .

*Proof:* Let  $T, T' \in \Delta$  denote triangles that share the same noisy weight information,  $B'_T, B'_{T'}$  be the respective biased estimators and  $Z \sim DLap(p)$  be the noise added to the weight information.

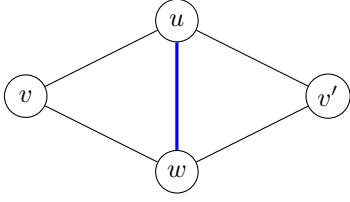


Fig. 1: Visualization of  $C'_4$  instance introducing covariance

We examine that if  $\max(w_T, w_{T'}) + Z < \lambda$ , clearly also  $\min(w_T, w_{T'}) + Z < \lambda$ . Hence, both estimator are 1 at the same time if and only if  $\max(w_T, w_{T'}) + Z < \lambda$ . This results in the following formula for the covariance:

$$\Pr[Z < \lambda - \max(w_T, w_{T'})] - \Pr[Z < \lambda - w_T] \Pr[Z < \lambda - w_{T'}].$$

We make a case distinction on the values of  $w_T$  and  $w_{T'}$  and use the probabilities from Theorem 4 to bound the covariance in each case.

**Case  $w_T < \lambda$  and  $w_{T'} < \lambda$ :** Using the same techniques as in Theorem 4 gives:

$$\Pr[Z < \lambda - \max(w_T, w_{T'})] = 1 - \frac{p^{\lambda - \max(w_T, w_{T'})}}{1 + p},$$

which results in a covariance of

$$\frac{1}{1 + p} \cdot \left( p^{\lambda - w_T} + p^{\lambda - w_{T'}} - p^{\lambda - \max(w_T, w_{T'})} + \frac{p^{2\lambda - w_T - w_{T'}}}{1 + p} \right).$$

This covariance is maximized when  $w_T = \lambda - 1$  and  $w_{T'} = \lambda - 1$ . In this case, the covariance of  $B'_T$  and  $B'_{T'}$  is not larger than  $\frac{2p}{1+p}$ .

For the remaining cases, we provide only the resulting covariance and the corresponding upper bound obtained at the boundary of each case.

**Case  $w_T < \lambda$  and  $w_{T'} \geq \lambda$ :**

$$\frac{p^{w_{T'} - w_T + 1}}{1 + p} \leq \frac{p}{1 + p}.$$

**Case  $w_T \geq \lambda$  and  $w_{T'} < \lambda$ :**

$$\frac{p^{w_T - w_{T'} + 1}}{1 + p} \leq \frac{p}{1 + p}.$$

**Case  $w_T \geq \lambda$  and  $w_{T'} \geq \lambda$ :**

$$1/(1 + p) \left( p^{\max(w_T, w_{T'}) - \lambda + 1} - \frac{p^{w_T + w_{T'} - 2\lambda - 2}}{1 + p} \right) \leq \frac{p}{1 + p}.$$

This lets us bound the total variance of the biased estimators.

**Theorem 9:** Let  $\#C'_4$  denote the number of  $C'_4$  instances in our assignment  $\rho$ . The variance  $\text{Var}[\sum_{v \in V} f'_v(w^v)]$  is bounded by  $O\left(\frac{|\Delta|}{\varepsilon_1} + \frac{\#C'_4}{\varepsilon_1}\right)$ .

*Proof:* The result follows from the bounds introduced in Theorems 7 and 8.

$$\begin{aligned} & \sum_{v \in V} \text{Var}[f'_v(w^v)] + \sum_{u, x \in V} \sum_{v, v' \in N_{u, x}} \text{Cov}[f'_v(w^v), f'_{v'}(w^{v'})] \\ & \leq O\left(\frac{1}{\varepsilon_1}\right) \sum_{v \in V} |\Delta_v| + \#C'_4 \frac{2e^{-\varepsilon_1}}{1 + e^{-\varepsilon_1}} = O\left(\frac{|\Delta|}{\varepsilon_1} + \frac{\#C'_4}{\varepsilon_1}\right). \end{aligned}$$

Lastly, we bound the variance introduced by publishing the local triangle counts in the final step. ■

**Theorem 10:** The variance of the Laplace query in the second step is bounded by  $O\left(\frac{d_{\max} m}{\varepsilon_2^2}\right)$ .

*Proof:* The variances of publishing the local counts are independent from each other. Hence, the variance is bounded by:

$$\sum_{v \in V} 2 \frac{GS(f'_v)^2}{\varepsilon_2^2} \leq 4 \frac{d_{\max}}{\varepsilon_2^2} m$$

The inequality follows from the fact that a single incident edge of  $v$  can be in at most  $d_v - 1$  triangles. The sensitivity  $GS(f'_v)$  is therefore bounded by the degree  $d_v$ . This then also results in  $\sum_{v \in V} GS(f'_v) \leq \sum_{v \in V} d_v = 2m$ . ■

We are now ready to propose the bound on the expected squared  $\ell_2$ -error.

**Theorem 11:** The expected squared  $\ell_2$ -error of Algorithm 1 using the biased estimator is bounded by

$$O\left(\frac{d_{\max} m}{\varepsilon_2^2} + \frac{|\Delta|^2}{\varepsilon_1^2} + \frac{\#C'_4}{\varepsilon_1}\right).$$

*Proof:* This follows from Theorems 6, 9 and 10. ■

#### E. Precision of the unbiased estimator

In this section, we analyze Algorithm 1 when the unbiased estimator  $U'_T$  is employed at Line 7. The analysis follows the step of the previous section.

**Theorem 12:** For a triangle  $T \in \Delta$ , the estimator  $U'_T$  is unbiased, i.e.  $\mathbb{E}[U'_T] = 1\{w_T < \lambda\}$ .

*Proof:* The claim follows from Lemma 10 in [26]. Let  $f$  be the function defined in that lemma. Then,

$$\mathbb{E}[h(w'_T)] = 1 - \mathbb{E}[f(w'_T - \lambda)] = 1 - [w_T \geq \lambda] = 1\{w_T < \lambda\}.$$

We also note that the same proof applies for all  $w_T, \lambda \in \mathbb{Z}$ , and is not limited to  $\mathbb{N} \cup \{0\}$  as originally stated in [26]. ■

Hence, the expected squared  $\ell_2$ -biased consists only of the variance introduced by the estimator and the variance of the general Laplace query for publishing the local below-threshold counts.

**Theorem 13:** For a triangle  $T \in \Delta$ , the variance of the estimator  $U'_T$  is given by  $4p^{|w_T - \lambda| + 1} \left(\frac{p}{(1-p)^3} + 1 - p\right)$ .

*Proof:* This follows from Theorem 10 in [26]. ■

**Theorem 14:** For a node  $v \in V$ , the variance  $\text{Var}[f'_v(w^v)]$  is bounded by  $O\left(\frac{|\Delta_v|}{\varepsilon_1^3}\right)$ .

*Proof:* The variance of an individual estimator  $U'_T$  with  $T \in \Delta_v$  is maximized in the boundary case  $|w_T - \lambda| = 0$ . Moreover, each triangle counted by  $v$  uses an independent noisy weight, so there is no covariance between different estimators. Hence,

$$\text{Var}[f'_v(w^v)] \leq |\Delta_v| 4p \left(\frac{p}{(1-p)^3} + 1 - p\right) = O\left(\frac{|\Delta_v|}{\varepsilon_1^3}\right). \quad \blacksquare$$

As discussed in Section III-D, any two estimators  $U'_T$  and  $U'_{T'}$  that rely on the same noisy weight share a nonzero covariance. To bound the covariance contribution of each  $C'_4$  instance, we apply the Cauchy–Schwarz inequality.

*Theorem 15:* For two estimators  $U'_T, U'_{T'}$  that use the same noisy weight information, the covariance is bounded by  $4p \left( \frac{p}{(1-p)^3} + 1 - p \right) = O\left(\frac{1}{\varepsilon_1^3}\right)$ .

*Proof:* We bound the covariance of the estimators  $U'_T$  and  $U'_{T'}$  using the Cauchy–Schwarz inequality:

$$4 \left( \frac{p}{(1-p)^3} + (1-p) \right) \sqrt{p^{|w_T - \lambda| + |w_{T'} - \lambda| + 2}}.$$

This bound is maximized when both triangle weights are exactly at the threshold, i.e.,  $w_T = \lambda$  and  $w_{T'} = \lambda$ . ■

We then obtain the variance introduced by the unbiased estimator in the following theorem.

*Theorem 16:* The variance introduced by using the unbiased estimator with noisy edge weights is bounded by  $O\left(\frac{|\Delta|}{\varepsilon_1^3} + \frac{\#C'_4}{\varepsilon_1^3}\right)$ .

*Proof:* This follows from Theorems 14 and 15. ■

Before presenting the final theorem on the expected  $\ell_2$ -error of the algorithm with the unbiased estimator, we first bound the variance arising from releasing the local counts in Step 2. We note that the unbiased estimator depends on the privacy budget  $\varepsilon_1$ . As a consequence, both its sensitivity and the parameter of the Laplace query used in Step 2 also depend on  $\varepsilon_1$ .

*Theorem 17:* The variance of the Laplace query in the second step of algorithm 1 with unbiased estimator is  $O\left(\frac{d_{max}}{\varepsilon_1^4 \varepsilon_2^2} m\right)$ .

*Proof:* We obtain that

$$\begin{aligned} 2 \sum_{v \in V} \frac{GS(f'_v)^2}{\varepsilon_2^2} &\leq \frac{2}{\varepsilon_2^2} \left( 1 + 2 \frac{p}{(1-p)^2} \right)^2 d_{max} m \\ &= O\left(\frac{d_{max}}{\varepsilon_1^4 \varepsilon_2^2} m\right). \end{aligned}$$

We are now able to bound the expected squared  $\ell_2$ -error. ■

*Theorem 18:* The expected squared  $\ell_2$ -error of Algorithm 1 with the unbiased estimator is bounded by

$$O\left(\frac{d_{max}}{\varepsilon_1^4 \varepsilon_2^2} m + \frac{|\Delta|}{\varepsilon_1^3} + \frac{\#C'_4}{\varepsilon_1^3}\right).$$

*Proof:* This follows from Theorems 16 and 17. ■

Recall from Theorem 11 that the error of the biased estimator is  $O\left(\frac{d_{max}}{\varepsilon_2^2} + \frac{|\Delta|^2}{\varepsilon_1^2} + \frac{\#C'_4}{\varepsilon_1}\right)$ . From this, we observe that the unbiased estimator achieves a smaller error when the number of triangles  $|\Delta|$  is large, whereas the biased estimator is more accurate when the privacy budgets  $\varepsilon_1$  and  $\varepsilon_2$  are small.

#### IV. ASSIGNMENT FUNCTION $\rho$

As shown in the previous section, the squared  $\ell_2$ -error of the biased and unbiased estimator depend on the number of  $C'_4$  instances. In this section, we provide an algorithm that computes an assignment from triangles to nodes  $\rho : \Delta \mapsto V$  to minimize  $\#C'_4$ .

Let  $l(e)$  define the load of an edge  $e = \{u, v\} \in E$ . The load represents the number of estimators that use the noisy weight  $w'_{uv}$ , i.e. the number of triangles  $T \in \Delta$  with  $u, v \in T$  such that  $\rho(T) \notin \{u, v\}$ . For any two triangles that use  $w'_e$ , we have a  $C'_4$  instance resulting in the following equation:

$$\#C'_4 = \sum_{e \in E} \binom{l(e)}{2} = \frac{1}{2} \sum_{e \in E} l(e)^2 - \frac{1}{2} \sum_{e \in E} l(e)$$

We need to assign every triangle  $T$  to one of its edge such that  $\#C'_4$  is minimized. Since every triangle is assigned to exactly one edge, the sum of loads  $\sum_{e \in E} l(e)$  is always equal to the number of triangles  $|\Delta|$ . Hence, we are interested in minimizing the sum of squared loads. This is formalized in the following optimization problem. For a triangle  $T \in \Delta$  and edge  $e \in T$ , let  $x_{T,e} \in \{0, 1\}$  denote if  $T$  is assigned to  $e$ .

$$\begin{aligned} \min \quad & \sum_{e \in E} \left( \sum_{T \in \Delta} x_{T,e} \right)^2 \\ \text{s.t.} \quad & \sum_{e \in T} x_{T,e} = 1 \quad \forall T \in \Delta \\ & x_{T,e} \in \{0, 1\} \quad \forall T \in \Delta, e \in T \end{aligned} \quad (1)$$

*Theorem 19:* The optimization problem (1) reduces to minimizing the  $\ell_2$  norm in the classic offline load-balancing problem, where unit-size jobs must be assigned to machines under restricted assignment constraints.

*Proof:* Let a triangle  $T \in \Delta$  represent job  $J_T$  and let edge  $e \in E$  represent machines  $M_e$ . A job  $J_T$  can then be scheduled exactly to the three machines  $M_{e_i}, M_{e_j}, M_{e_k}$  such that  $e_i, e_j, e_k \in T$ . Each job increases the load on its assigned machine by 1. The squared  $\ell_2$ -norm of the machine loads represents the objective value in problem (1). ■

*Theorem 20:* The optimization problem (1) can be solved optimally in  $O(|\Delta|^4)$  time.

*Proof:* In [39], it was shown that minimizing the  $\ell_2$  norm when scheduling unit jobs on machines can be solved optimally in polynomial time. Specifically, for  $n$  jobs and  $m$  allowed job–machine assignment edges, they give an algorithm with running time  $O(n^3 m)$ . By Theorem 19, in our setting  $n = |\Delta|$  and  $m = 3|\Delta|$ . ■

Computing the optimal solution becomes impractical for large  $|\Delta|$ . We therefore introduce Algorithm 2, a greedy method whose running time is linear in  $|\Delta|$ .

---

**Algorithm 2** GREEDY ALGORITHM FOR COMPUTING THE ASSIGNMENT  $\rho$

---

- 1: Initialize  $l(e) = 0 \quad \forall e \in E$
  - 2: **for**  $T \in \Delta$  **do**
  - 3:    $e = \arg \min_{e \in T} l(e)$
  - 4:   Let  $v$  be the only node in  $T/e$ . Assign  $\rho(T) = v$
  - 5:    $l(e) = l(e) + 1$
  - 6: **end for**
- 

*Theorem 21:* Algorithm 2 has an approximation ratio of  $3 + 2\sqrt{2}$  for minimizing the squared  $\ell_2$  norm.

*Proof:* In [40], it was shown that the greedy algorithm attains a  $1 + \sqrt{2}$  approximation ratio for the  $\ell_2$  norm. This implies an approximation ratio of  $3 + 2\sqrt{2}$  for the squared  $\ell_2$  norm. ■

From the next theorem, we denote the minimum amount of  $C'_4$  instances by  $C'_{OPT}$  for the graph  $(V, E)$ .

**Theorem 22:** The greedy algorithm is a  $(2 + 2\sqrt{2})$  approximation for minimizing  $\#C'_4$ .

*Proof:* Let  $l^*$  denote the loads in the optimal assignment:

$$C'_{OPT} = \sum_{e \in E} \binom{l^*(e)}{2} = \frac{1}{2} \sum_{e \in E} (l^*(e))^2 - \frac{1}{2} \sum_{e \in E} l^*(e).$$

Let  $l$  denote the loads outputted by the greedy algorithm. By Theorem 21,

$$\frac{ALG}{OPT} \leq \frac{\frac{3+2\sqrt{2}}{2} \sum_{e \in E} (l^*(e))^2 - \frac{1}{2} \sum_{e \in E} l^*(e)}{\sum_{e \in E} (l^*(e))^2 - \frac{1}{2} \sum_{e \in E} l^*(e)} \leq 2 + 2\sqrt{2}$$

The second inequality follows from the fact that the ratio is maximized when  $\sum_{e \in E} (l^*(e))^2 = \sum_{e \in E} l^*(e)$ . ■

We can now strengthen Theorems 11 and 18 replacing  $\#C'_4$  with  $C_{OPT}$ . This refinement is possible because we operate under local weight differential privacy. In earlier work on local differential privacy, such as [15], such an improvement is not achievable, since the server does not know the graph structure.

**Theorem 23:** The expected squared  $\ell_2$ -error of the biased estimator is

$$O\left(\frac{d_{\max}}{\varepsilon_2^2} m + \frac{|\Delta|^2}{\varepsilon_1^2} + \frac{C'_{OPT}}{\varepsilon_1}\right),$$

while for the unbiased estimator it is

$$O\left(\frac{d_{\max}}{\varepsilon_1^4 \varepsilon_2^2} m + \frac{|\Delta|}{\varepsilon_1^3} + \frac{C'_{OPT}}{\varepsilon_1^3}\right).$$

## V. EFFICIENT SMOOTH SENSITIVITY CALCULATION

In this section, we will use smooth sensitivity to ensure privacy during the second step of our algorithm. The second step publishes the local below-threshold count of  $v \in V$ . Previously, we saw the global sensitivity is in  $O(d_v)$ . This is due to the fact that the increase or decrease of a single edge weight affects at most  $d_v - 1$  triangles and, therefore, might change all triangle weights from being less than  $\lambda$  to being at least  $\lambda$  or vice versa in the worst case. However, in most cases the sensitivity is way smaller. To capture this we use the following notion of local sensitivity.

**Definition 9 (Local Sensitivity [24]):** For a function  $f : \mathbb{Z}^d \rightarrow \mathbb{R}$  and a weight vector  $w \in \mathbb{Z}^d$ , the local sensitivity of  $f$  at  $w$  is

$$LS_f(w) = \max_{y: y \sim w} |f(w) - f(y)|$$

Local sensitivity depends on the input weight vector  $w^v \in \mathbb{Z}^{d_v}$  for a vertex  $v \in V$  with degree  $d_v$ . We now introduce  $\beta$ -smooth sensitivity, which we will later use to ensure  $\varepsilon$ -local weight differential privacy.

**Definition 10 ( $\beta$ -Smooth Sensitivity [24]):** For  $\beta > 0$ , the  $\beta$ -smooth sensitivity of  $f$  at  $w$  is defined as

$$S_{f,\beta}^*(w) = \max_{y \in \mathbb{Z}^d} (LS_f(y) e^{-\beta \cdot d(w,y)})$$

### A. Properties of smooth sensitivity for $f'_v$

We apply smooth sensitivity to Step 2 of Algorithm 1 to publish the local below-threshold triangle counts. We give an algorithm that efficiently computes the  $\beta$ -smooth sensitivity of the local count function  $f'_v(w^v)$  for a node  $v \in V$  with incident weight vector  $w^v \in \mathbb{Z}^d$ . In this section, we analyze  $f'_v(w^v)$  for the biased estimator. The smooth sensitivity for the unbiased estimator is obtained by multiplying the resulting smooth sensitivity by the factor  $GS(g_v^T)$ , as stated in Theorem 1.

Let  $E(v) = \{e \in E : v \in e\}$  denote the incident edges of  $v$ . We slightly adapt the notation for  $\beta$ -smooth sensitivity. Instead of maximizing over  $y \in \mathbb{Z}^d$ , we reparameterize using the difference  $z = y - w$  to obtain that:

$$S_{f,\beta}^*(w) = \max_{z \in \mathbb{Z}^d} (LS_f(w + z) e^{-\beta \cdot |z|})$$

Let  $B := \{b \in \{-1, 0, 1\}^d : |b|_1 = 1\}$ . We have that  $w \sim w'$  if there exists  $b \in B$  such that  $w' = w + b$ . Hence,

$$S_{f'_v,\beta}^*(w) = \max_{b \in B} \max_{z \in \mathbb{Z}^d} |f'_v(w + z + b) - f'_v(w + z)| e^{-\beta \cdot |z|}$$

Assume  $i$  is the unique index with  $b_i \neq 0$ . If the weight of edge  $i$  increases (i.e.,  $b_i = 1$ ), then the local sensitivity is the number of triangles that contain edge  $i$  and whose total weight is  $\lambda - 1$  in  $y$ . In  $y + b$ , each such triangle now has total weight  $\lambda$  and is therefore flipped to being above the threshold  $\lambda$ . Similarly, if the weight of edge  $i$  decreases (i.e.,  $b_i = -1$ ), then the local sensitivity is the number of triangles that contain edge  $i$  and whose total weight is  $\lambda$  in  $y$ .

In the following, we analyze the case  $b_i = 1$ ; the same argument applies symmetrically to the case  $b_i = -1$ . We define  $\Delta_v(i) = \{j \in E(v) \mid \exists \{i, j, k\} \in \Delta_v\}$ , and  $s = |\Delta_v(i)| \leq d_v - 1$ . Let  $u(i)$  and  $u(j)$  be the other endpoints of edges  $i$  and  $j$ . In this case, the local sensitivity is given by the following expression:

$$\max_{i \in [d]} \max_{z \in \mathbb{Z}^d} \sum_{j \in \Delta_v(i)} 1_{\{w_j + z_j + w'_{u(i)u(j)} = \lambda - 1 - w_i - z_i\}} e^{-\beta |z|}$$

Fix the index  $i$ . Let  $c = (w_j + w'_{u(i)u(j)})_{j \in [s]}$ . The smooth sensitivity for a fixed  $i$  and  $b$  becomes,

$$\max_{z \in \mathbb{Z}^d} \sum_{j=1}^s 1_{\{c_j + z_j = \lambda - 1 - w_i - z_i\}} e^{-\beta |z|} \quad (2)$$

We aim to solve optimization problem (2) by choosing  $z$  so that many of the values  $c_j$  are shifted to the *target* of  $\lambda - 1 - w_i - z_i$ . Figure 2 visualizes this setting.

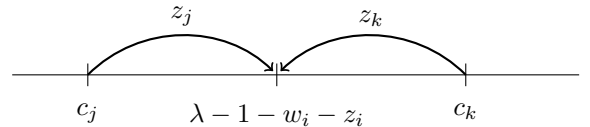


Fig. 2: Representation of smooth sensitivity as a problem of shifting values to a target

**Theorem 24:** There is an optimal solution  $z$  to optimization problem 2 in which each coordinate satisfies  $z_i = \lambda - 1 -$



$w_i - c_j$  for some  $j \in [s]$ , or  $z_i = 0$ . Equivalently, there is an optimal solution whose target  $t$  is either  $t = \lambda - 1 - w_i$  or  $t = c_j$  for some  $j \in [s]$ .

*Proof:* Let  $z^*$  be an optimal solution to optimization problem 2 such that  $z_i^* \neq 0$  and  $z_i^* \neq \lambda - 1 - w_i - c_j$  for all  $j \in [s]$ . Let  $t^* = \lambda - 1 - w_i - z_i^*$  be the target in this optimal assignment, and let the objective value be  $k^* e^{-\beta|z^*|}$ . This means we have  $k^*$  elements of  $c_j$  shifted to  $\lambda - 1 - w_i - z_i$ .

We now construct another optimal solution  $z$  that satisfies the claimed property. We do so by shifting the target  $t = \lambda - 1 - w_i - z_i$  and adjusting the values  $z_j$  so that the indicators  $1\{c_j + z_j = \lambda - 1 - w_i - z_i\}$  remain unchanged for all  $j \in [s]$ .

Let  $S_L^{t^*}$  be the set of values that are shifted from the left side of the target  $t^*$ , and let  $l = |S_L^{t^*}|$  denote its size:

$$S_L^{t^*} = \{j \in [s] \mid c_j \leq t^* \wedge c_j + z_j^* = t^*\}.$$

Similarly, define  $S_R^{t^*}$  to be the set of values shifted from the right side of the target  $t^*$ , and let  $r = |S_R^{t^*}|$  be its size:

$$S_R^{t^*} = \{j \in [s] \mid c_j > t^* \wedge c_j + z_j^* = t^*\}.$$

Consider the case where  $l = r$ . Without loss of generality, we assume  $t^* < \lambda - 1 - w_i$ . If there is  $t^* < c_j \leq \lambda - 1 - w_i$ , we set  $t$  to smallest  $c_j$  in that range. Otherwise, we set  $t$  to  $\lambda - 1 - w_i$ . We then shift all  $k^*$  elements in the sets  $S_L^{t^*}$  and  $S_R^{t^*}$  to the target  $t$ . Let  $\delta = t - t^*$  be the distance of the target shift. We obtain that:

$$\begin{aligned} |z| &= \sum_{c_j \in S_L^{t^*}} |z_j| + \sum_{c_j \in S_R^{t^*}} |z_j| + |z_i| \\ &\leq \sum_{c_j \in S_L^{t^*}} (|z_j^*| + \delta) + \sum_{c_j \in S_R^{t^*}} (|z_j^*| - \delta) + |z_i| \\ &\leq |z^*| + (l - r)\delta = |z^*|. \end{aligned}$$

For the second inequality, we use the fact that  $|z_i| < |z_i^*|$ . From this, we have  $k^* e^{-\beta|z|} \geq k^* e^{-\beta|z^*|}$ . It follows that  $z$  is also an optimal solution.

For  $l > r$ , we move the target  $t$  to the first  $c_j$  to the left of  $t^*$ . Since  $l > r$ , such a value must exist. We obtain that:

$$\begin{aligned} |z| &= \sum_{c_j \in S_L^{t^*}} |z_j| + \sum_{c_j \in S_R^{t^*}} |z_j| + |z_i| \\ &\leq \sum_{c_j \in S_L^{t^*}} (|z_j^*| - \delta) + \sum_{c_j \in S_R^{t^*}} (|z_j^*| + \delta) + |z_i| \\ &\leq (|z^*| + \delta) + (r - l)\delta \leq |z^*| \end{aligned}$$

Since  $z$  connects the same values as  $z^*$  and satisfies  $|z| \leq |z^*|$ , it achieves an objective value that is at least as good as that of  $z^*$ . In the case where  $r < l$ , we shift the target  $t$  to the first  $c_j$  located to the right of  $t^*$ . Applying the same reasoning as in the previous case confirms that  $z$  is indeed an optimal solution. ■

From Theorem 24, it is sufficient to iterate over  $t \in c \cup \{\lambda - 1 - w_i\}$  and find the optimal value of equation 2 in order to compute the global optimum. We note that, for a fixed  $t$  and fixed number of shifted values  $k = \sum_{j=1}^s 1\{c_j + z_j = \lambda - 1 - w_i - z_i\}$ , it is optimal to shift the  $k$ -closest values in

$c$  to the target  $t$ . Let  $d_t(j)$  be the  $j$ -th smallest distance from any value in  $c$  to target  $t$ . The optimal number of connected values  $k^*$  for target  $t$  is then given by

$$k^* = \arg \max_{k \in [s]} k e^{-\beta \sum_{j=1}^k d_t(j)}.$$

The idea of our algorithm is to iterate over every possible target  $t$  in non-decreasing order and compute  $k^*$  together with its objective value to compute the global maximum. The straightforward approach of iterating over every possible target  $t$  and possible  $k$  results in a running time of  $O(d^2)$  for a fixed edge  $i$ . From now, we show how this running time can be reduced to  $O(d \log^3 d)$ . For simplicity, we denote  $d_t(j)$  by  $d(j)$  when the target  $t$  is fixed and clear from context.

*Theorem 25:* Let  $Obj(k) = k e^{-\beta \sum_{j=1}^k d(j)}$  for  $k \in [s]$ . We have that  $Obj(k+1) \geq Obj(k)$  if and only if  $k/(k+1) < e^{-\beta d(k+1)}$ .

*Proof:* When  $Obj(k+1) \geq Obj(k)$ , we have that

$$k e^{-\beta \sum_{j=1}^k d(j)} < (k+1) e^{-\beta \sum_{j=1}^{k+1} d(j)}.$$

This implies  $k/(k+1) < e^{-\beta d(k+1)}$ . ■

Since  $e^{-\beta d(k+1)}$  is decreasing and  $k/(k+1)$  is increasing for growing  $k$  we can use binary search to find the largest  $k$  for which this inequality is satisfied.

The evaluation of  $k/(k+1) < e^{-\beta d(k+1)}$  requires the access to  $d(k+1)$  so the  $(k+1)$ -th closest distance to the current target. In the next section, we describe how to efficiently retrieve the distance.

## B. Balanced binary search trees for efficient distance retrieval

Recall the vector  $c$  defined in the previous section. In  $T_L^t$ , we store the distances from all points in  $c$  that lie to the left of  $t$ , that is, the values  $t - c_j$  for all  $c_j \leq t$ . Similarly, in  $T_R^t$ , we store the distances from all points in  $c$  that lie to the right of  $t$ , that is, the values  $c_j - t$  for all  $c_j > t$ . Each node in these trees stores both the size of its subtree and the sum of the keys in its subtree.

*Theorem 26:* The  $k$ -th smallest distance in  $T_L^t$  denoted by  $d_{T_L^t}(k)$  can be computed in  $O(\log d)$  time. Respectively,  $d_{T_R^t}(k)$  can be computed in  $O(\log d)$  time.

*Proof:* This theorem follows directly from standard properties of an augmented balanced binary trees. ■

To compute the global  $k$ -th smallest distance

$$d(k) = \min_{0 \leq l \leq k} \max\{d_{T_L^t}(l), d_{T_R^t}(k-l)\},$$

we perform a binary search over the number  $l$  of distances taken from  $T_L^t$ . The remaining  $k-l$  distances are taken from  $T_R^t$ .

For any  $0 \leq l \leq k$ , if  $d_{T_L^t}(l) > d_{T_R^t}(k-l)$ , then either this choice of  $l$  is already optimal, or we must decrease  $l$ , since  $d_{T_L^t}(l)$  is monotonically nondecreasing in  $l$ . Conversely, if  $d_{T_L^t}(l) < d_{T_R^t}(k-l)$ , we must increase  $l$ .

Therefore, a binary search on  $l$  finds the minimum  $d(k)$  in  $O(\log d)$  iterations, and each iteration takes  $O(\log d)$  time.

*Theorem 27:* Finding the optimal  $k^*$  for a fixed target  $t$  takes  $O(\log^3 d)$  time.

*Proof:* The computation consists of three nested binary searches. The first search is over the number of shifted values  $k$ , as stated in Theorem 25. Each iteration of this search requires evaluating  $d(k+1)$ , which can be computed in  $O(\log^2 d)$  time as described above. ■

### C. Algorithm for computation of smooth-sensitivity

We now present Algorithm 3 to summarize the discussion in this section. We note that for better readability Algorithm 3 only handles the case that the weight of the edge  $e \in E(v)$  is increased. For the case that  $w_e$  decreases by 1, the target value is set to  $\lambda - w_e$  instead of  $\lambda - w_e - 1$ .

---

#### Algorithm 3 CALCULATION OF SMOOTH SENSITIVITY

---

**Input:**  $G = (V, E, w)$ ,  $v \in V$ ,  $\Delta_v$ ,  $\beta > 0$

**Output:**  $\beta$ -smooth sensitivity of  $f'_v$

```

1:  $s \leftarrow 0$                                 ▷ Initialization
2: for  $e \in E(v)$  do
3:    $c \leftarrow \{w_j + w'_{ij} : j \in \Delta_e\}$ 
4:    $\mathcal{T} \leftarrow c \cup \{\lambda - 1 - w_e\}$ 
5:   Let  $t_0 \leq \dots \leq t_d$  be the elements of  $\mathcal{T}$ .
6:   We initialize  $T_L^t$  as a balanced binary tree containing
       only  $\{t_0\}$ , and  $T_R^t$  as a balanced binary tree containing
       the remaining elements  $\mathcal{T} \setminus \{t_0\}$ .
7:   for  $i \in \{0, \dots, d\}$  do
8:     Find optimal  $z^*$  with  $k^*$  for target  $t_i$ .           ▷ Section V-B
9:      $s \leftarrow \max \{s, k^* e^{-\beta|z^*|}\}$ .
10:    If  $i \neq d$ , remove  $t_{i+1}$  from  $T_R^t$  and insert it to  $T_L^t$ .
11:   end for
12: end for
13: return  $s$ 

```

---

We iterate over the targets  $t \in \mathcal{T}$  in nondecreasing order. For each target  $t$ , we apply the algorithm from Section V-B to determine the optimal number of values  $k^*$  that should be connected to  $t$ . If this yields a larger objective value, we update  $s$ . Finally, as we move to the next target, we update the binary trees  $T_L^t$  and  $T_R^t$  accordingly.

*Theorem 28:* Algorithm 3 computes the  $\beta$ -smooth sensitivity for a node  $v$  with degree  $d$  in  $O(d^2 \log^3 d)$  time.

*Proof:* The node  $v$  has  $d$  incident edges and therefore the for loop is executed  $d$  times. Initializing the balanced binary search trees  $T_L^t$  and  $T_R^t$ , each containing at most  $d$  values, takes  $O(d \log d)$  time. By Theorem 27, line 8 runs in  $O(\log^3 d)$  time. Updating the trees when moving to the next target consists of removing the minimum element of  $T_R^t$  and inserting it into  $T_L^t$ . Since both deletion and insertion in a balanced binary search tree take  $O(\log d)$  time, each update costs  $O(\log d)$ . Hence, we obtain a total running time of  $O(d^2 \log^3 d)$ . ■

The smooth sensitivity query is introduced in the following definition.

*Definition 11 ( $\beta$ -smooth sensitivity query [24], [41]):* For a function  $f$ ,  $\varepsilon_2 > 0$  and  $\gamma > 1$ , the following is defined as the

$\beta$ -smooth sensitivity query

$$SM_f(w) = f(w) + \frac{2(\gamma - 1)^{\frac{\gamma-1}{\gamma}}}{\varepsilon_2} S_{f, \varepsilon_2/2(\gamma-1)}^*(w) \cdot Z$$

where  $Z$  is drawn from a probability distribution proportional to  $1/(1 + |z|^\gamma)$ . The smooth sensitivity mechanism satisfies  $\varepsilon$ -differential privacy.

The mechanism remains valid for every  $\gamma > 1$ . However, for  $\gamma \leq 3$  we currently do not know how to express  $\text{Var}[Z_\gamma]$  in closed form in [25]. In this paper, we fix  $\gamma = 4$ , a choice for which  $\text{Var}[Z_\gamma] = 1$ .

*Theorem 29:* Algorithm 1 with smooth-sensitivity query satisfies  $(\varepsilon_1 + \varepsilon_2)$ -local weight differential privacy.

*Proof:* Algorithm 1 interacts with each node through two queries. First, it requests the incident weight vector of a node  $v \in V$ , which  $v$  returns using the discrete Laplace query, ensuring  $\varepsilon_1$ -LWDP. Second, it requests the local below-threshold count, which is released using the smooth-sensitivity query, ensuring  $\varepsilon_2$ -LWDP. ■

## VI. EXPERIMENTS

In this section, we present experimental results on two graphs: one derived from telecommunication data collected in the city of Milan, Italy, and one produced by GAM, a web service for integrated transcriptional and metabolic network analysis [27], [42]. The implementation used in our experiments is publicly available<sup>1</sup>. All experiments were run on the SHIROKANE supercomputer, provided by the Human Genome Center, Institute of Medical Science, The University of Tokyo<sup>2</sup>.

These experiments illustrate the empirical difference between the unbiased and biased estimators, and demonstrate how the use of smooth sensitivity reduces the average  $\ell_2$  error.

### A. Dataset preparation

In 2014, Telecom Italia, in collaboration with several research institutions, organized the "Telecom Italia Big Data Challenge," releasing an anonymized telecommunications dataset for the city of Milan [28]. The dataset records aggregated communication intensity between geographic areas of Milan, which are partitioned into a 100×100 grid of equally sized cells. For every pair of areas, it reports the volume of telecommunication activity in 10-minute intervals.

In our analysis, we consider the 10-minute interval on Sunday, November 3, 2013, from 19:50 to 20:00 (local time). We assume that each base station serves a 6×6 block of cells, which yields a total of 278 base stations across the city. From this, we construct an undirected weighted graph in which each node corresponds to a radio base station, each edge represents a connection between two stations, and each edge weight is the number of calls between them.

<sup>1</sup>Source code: <https://github.com/Crightub/private-below-threshold-triangl-e-counting>

<sup>2</sup>For hardware specifications, see [https://supcom.hgc.jp/english/sys\\_const/system-main.html](https://supcom.hgc.jp/english/sys_const/system-main.html).

TABLE I: Experiment Dataset Overview

Property	ML-Tele-278	GMWCS
$n$	278	1618
$m$	38503	1847
$ \Delta $	3542276	132
$\max w_T$	214	-255
$\min w_T$	0	-522

Under local weight differential privacy, the privacy of individual calls is protected. In particular, publishing the number of below-threshold triangles does not reveal whether a specific individual made a call, nor where that call took place.

Let  $I_e$  denote the interaction intensity associated with an edge  $e \in E$  obtained from the dataset, and let  $L$  be the total number of calls that occurred during the selected 10-minute interval. We set

$$w_e = L \cdot \frac{I_e}{\sum_{e' \in E} I_{e'}}$$

for all  $e \in E$ .

The total number of calls  $L$  is not explicitly reported in the challenge data. Assuming an average of two calls per person per day [43] and a population of approximately 1.3 million in Milan [28], we estimate  $L \approx 20,000$  for a 10-minute interval.

This estimate indicates that the number of edges  $m$  is much larger than  $L$ , so most edges obtain weight zero. We summarize the resulting graph, which we refer to as ML-TELE-278, in Table I.

### B. Experiment settings

We evaluate four variants of Algorithm 1: *global-biased*, *global-unbiased*, *smooth-biased*, and *smooth-unbiased*. The *biased* variants apply Algorithm 1 with the biased estimator  $B'_T$  to compute the local below-threshold triangle counts, while the *unbiased* variants use the unbiased estimator  $U'_T$ . For Step 2 (retrieving local counts), the *global* variants apply the Laplace query from Definition 6, and the *smooth* variants apply the smooth-sensitivity query from Definition 11. In all cases, we use Algorithm 2 to compute the assignment function  $\rho : V \mapsto \Delta$ .

We also compare these methods against a non-interactive baseline, referred to as *baseline*. In this approach, the central server requests the incident weight vector of each node  $v$  using the discrete Laplace mechanism, and then estimates the below-threshold triangle counts solely from the resulting noisy weights. This procedure is analogous to the shortest-path algorithm described in [5].

Unless stated otherwise, we fix  $\lambda = 4$ , which corresponds to the 90th percentile, i.e. 10% of the triangle have a weight of at least 4. This means that the triangles above the threshold are relatively heavy in this dataset. For privacy parameters, we use a total budget of  $\varepsilon = 2$  for both the baseline and our method; in our method we split this as  $\varepsilon_1 = \varepsilon_2 = 1$ . A total privacy budget of 2 is standard in prior work on graph differential privacy [16], [25].

In our experiments, we executed each algorithmic variant 10 times and report the average relative error. The relative error

is defined as  $|r - p|/r$ , where  $r$  is the true number of triangles below the threshold and  $p$  is the number of triangles reported by the algorithms. We selected 10 repetitions because this was sufficient to obtain stable estimates across all experimental settings we evaluated.

### C. Experimental results for ML-Tele-278

In this section, we report the experimental results on ML-TELE-278. As shown in Figure 3, all algorithms, including the baseline, achieve meaningful accuracy on this dataset: the relative error is below 0.1 across almost all experiments. Despite the fact that the graph has very high degree and all computations are performed centrally on the server rather than being distributed across nodes, the total runtime remains below five minutes even for the smooth-sensitivity mechanism. This demonstrates that the smooth-sensitivity approach introduced in Section V is both scalable and practical for large graphs.

a) *Varying the privacy budget  $\varepsilon$* : We begin by examining how the privacy budget  $\varepsilon$  influences the relative error. For all two-step algorithms, we divide the budget evenly, i.e.,  $\varepsilon_1 = \varepsilon_2 = \varepsilon/2$ . As shown in Figure 3(a), our algorithm with the unbiased estimator outperforms all other methods for almost all values of  $\varepsilon$ . In particular, for  $\varepsilon \in \{1, 2\}$ , it improves over the baseline by roughly two orders of magnitude. Consistent with the theoretical analysis, the smooth-sensitivity variant achieves about one order of magnitude smaller relative error than the global-sensitivity variant. The unbiased estimator is only worse than the biased estimator when  $\varepsilon \ll 1$ , which matches the theoretical dependence: the biased estimator has error on the order of  $\varepsilon^{-6}$ , whereas the unbiased estimator has error on the order of  $\varepsilon^{-2}$ .

We observe that, for  $\varepsilon = 4$ , our unbiased algorithm and the baseline achieve comparable relative error. This is because a privacy budget of this size allows all methods to produce highly accurate estimates.

b) *Varying the number of triangles in the input graph  $|\Delta|$* : Figure 3(b) reports the results as we vary the number of triangles  $|\Delta|$  in the input graph. To obtain graphs with different values of  $|\Delta|$ , we uniformly sample vertex subsets of fixed size and run each algorithm on the induced subgraph. We consider  $n \in \{100, 150, 200, 250\}$ . Under this sampling procedure, the true triangle count grows linearly in  $|\Delta|$ , since each triangle is included with equal probability.

The results show that the improvement provided by our unbiased estimator becomes more pronounced as the number of triangles increases. This is consistent with Theorem 11, which states that the biased estimator's squared  $\ell_2$ -error grows quadratically in  $|\Delta|$ , resulting in a constant relative  $\ell_2$ -error as depicted. Theorem 18 shows that the squared  $\ell_2$ -error of the unbiased estimator grows only linearly in  $|\Delta|$ . As a result, the relative error of the unbiased estimator is decreasing for growing  $|\Delta|$ , and its advantage becomes stronger on graphs with many triangles.

We observe that the relative errors of both the biased estimator and the baseline algorithm remain essentially constant as  $|\Delta|$  increases. This is consistent with Theorem 11, which

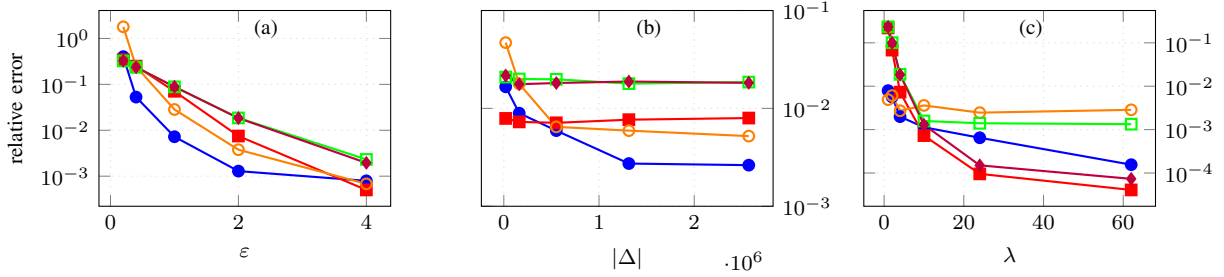
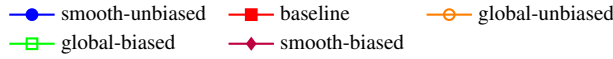


Fig. 3: Relative error across all methods under different settings for the input graph ML-Tele-278: (a) as a function of the privacy parameter  $\epsilon$ , (b) as a function of the number of below-threshold triangles  $|\Delta|$ , (c) as a function of the threshold  $\lambda$ .

shows that their absolute errors grow linearly in  $|\Delta|$ . By contrast, the error of our unbiased estimator grows only on the order of  $O(\sqrt{|\Delta|})$  (Theorem 18). As a result, its relative error decreases as  $|\Delta|$  becomes larger.

c) *Varying the threshold  $\lambda$* : We now evaluate performance as we vary the threshold  $\lambda$ , as summarized in Figure 3(c). Consistent with the trends in Figures 3(a) and 3(b), we observe roughly an order-of-magnitude improvement from the unbiased estimator, and an additional substantial improvement when using smooth sensitivity.

For large  $\lambda$ , the baseline performs nearly as well as our unbiased estimator with smooth sensitivity. This occurs because most triangle weights are very small; even after adding discrete Laplace noise to the edge weights, only a few triangles exceed a large threshold. In such regimes, the two-step algorithms still incur error from the second step, where Laplace noise is added to the below-threshold counts. This introduces a roughly constant error term, which becomes dominant when the true count above the threshold is very small.

#### D. Our results on GMWCS

We next evaluate our methods on a second graph, denoted GMWCS. We use the largest instance from the benchmark set of [27], which was also included in the *Generalized Maximum-Weight Connected Subgraph* (GMWCS) track of the *11th DIMACS Implementation Challenge in Collaboration with ICERM: Steiner Tree Problems*. The properties of this instance are summarized in Table I.

Although this graph has more nodes than ML-TELE-278, it is extremely sparse. The average degree is only slightly above one, and it contains only 132 triangles. This setting is difficult for our algorithm: each node contributes noise, but the true below-threshold triangle count is very small. Moreover, Figure 3 already suggests that our approach performs less favorably on graphs with very few triangles.

Nevertheless, Figure 4 shows that we can still release meaningful statistics. In particular, the biased estimator with global sensitivity achieves an average relative error that is not much larger than one. While the non-interactive baseline

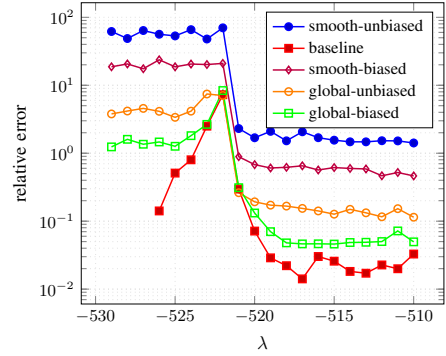


Fig. 4: Relative error for varying  $\lambda$  on the input graph GMWCS

attains lower error than all variants of our algorithm, the gap is typically within a factor of five.

#### VII. CONCLUSION

In this work, we introduced a two-step algorithm for counting below-threshold triangles under the setting of local weight differential privacy. We proposed both biased and unbiased variants: the former exhibits a quadratic dependence on the number of triangles  $\Delta$ , while the latter shows a stronger dependency on the privacy budget. We further extended these algorithms with a pre-processing step that balances the triangle-counting load more evenly across edges. This pre-processing runs in linear time with respect to the number of triangles  $O(|\Delta|)$ . In addition, we developed an algorithm for computing the smooth sensitivity with a running time of  $O(d^2 \log^3 d)$  for a node of degree  $d$ . Finally, we conducted experiments demonstrating that our approach achieves significant improvements over a straightforward baseline, particularly on larger graphs.

## AI-GENERATED CONTENT ACKNOWLEDGMENT

We used ChatGPT-4 during the implementation of the experiments described in Section VI. We also used GPT-5 Thinking to revise portions of the manuscript, specifically to improve clarity in passages that were difficult to read.

## REFERENCES

- [1] C. Dwork, F. McSherry, K. Nissim, and A. Smith, "Calibrating noise to sensitivity in private data analysis," in *TCC 2006*, 2006, pp. 265–284.
- [2] M. Hay, C. Li, G. Miklau, and D. Jensen, "Accurate estimation of the degree distribution of private networks," in *ICDM 2009*, 2009, pp. 169–178.
- [3] S. P. Kasiviswanathan, H. K. Lee, K. Nissim, S. Raskhodnikova, and A. Smith, "What can we learn privately?" *SIAM Journal on Computing*, vol. 40, no. 3, pp. 793–826, 2011.
- [4] Z. Qin, T. Yu, Y. Yang, I. Khalil, X. Xiao, and K. Ren, "Generating synthetic decentralized social graphs with local differential privacy," in *Proceedings of the 2017 ACM SIGSAC conference on computer and communications security*, 2017, pp. 425–438.
- [5] A. Sealfon, "Shortest paths and distances with differential privacy," in *PODS 2016*, 2016, pp. 29–41.
- [6] G. Bodwin, C. Deng, J. Gao, G. Hoppenworth, J. Upadhyay, and C. Wang, "The discrepancy of shortest paths," in *ICALP 2024*, 2024, pp. 27:1–27:20.
- [7] J. Y. Chen, B. Ghazi, R. Kumar, P. Manurangsi, S. Narayanan, J. Nelson, and Y. Xu, "Differentially private all-pairs shortest path distances: Improved algorithms and lower bounds," in *SODA 2023*, 2023, pp. 5040–5067.
- [8] M. Dinitz, C. Fan, J. Liu, J. Upadhyay, and Z. Zou, "A generalized binary tree mechanism for differentially private approximation of all-pair distances," *arXiv preprint arXiv:2504.03354*, 2025.
- [9] J. Liu, J. Upadhyay, and Z. Zou, "Optimal bounds on private graph approximation," in *SODA 2024*, 2024, pp. 1019–1049.
- [10] Z. Zou, J. Liu, and J. Upadhyay, "Almost linear time differentially private release of synthetic graphs," in *AISTATS 2025*, 2025, pp. 289–297.
- [11] A. Aamand, J. Y. Chen, M. Dalirrooyfard, S. Mitrović, Y. Nemyyva, S. Silwal, and Y. Xu, "Differentially private Gomory-Hu trees," in *NeurIPS 2025*, 2025.
- [12] R. Chandra, M. Dinitz, C. Fan, and Z. Zou, "Differentially private algorithms for graph cuts: A shifting mechanism approach and more," in *SODA 2026*, 2026.
- [13] F. T. Brito, V. A. Farias, C. Flynn, S. Majumdar, J. C. Machado, and D. Srivastava, "Global and local differentially private release of count-weighted graphs," *PACMOD 2023*, vol. 1, no. 2, pp. 1–25, 2023.
- [14] T. Eden, Q. C. Liu, S. Raskhodnikova, and A. Smith, "Triangle counting with local edge differential privacy," *Random Structures & Algorithms*, vol. 66, no. 4, p. e70002, 2025.
- [15] Q. Hillebrand, V. Suppakitpaisarn, and T. Shibuya, "Cycle counting under local differential privacy for degeneracy-bounded graphs," in *STACS 2025*, 2025, pp. 49:1–49:22.
- [16] J. Imola, T. Murakami, and K. Chaudhuri, "Locally differentially private analysis of graph statistics," in *USENIX Security 2021*, 2021, pp. 983–1000.
- [17] Z. Li, R.-H. Li, and F. Jin, "Triangle counting over signed graphs with differential privacy," in *ICDE 2025*, 2025, pp. 2094–2106.
- [18] P. Mundra, C. Papamanthou, J. Shun, and Q. C. Liu, "Practical and accurate local edge differentially private graph algorithms," *Proc. VLDB Endow.*, vol. 18, no. 11, p. 4199–4213, 2025.
- [19] M. E. Newman, "Random graphs with clustering," *Physical Review Letters*, vol. 103, no. 5, p. 058701, 2009.
- [20] S. Assadi, M. Kapralov, and S. Khanna, "A simple sublinear-time algorithm for counting arbitrary subgraphs via edge sampling," in *ITCS 2019*, 2019, pp. 6:1–6:20.
- [21] R. Milo, S. Shen-Orr, S. Itzkovitz, N. Kashtan, D. Chklovskii, and U. Alon, "Network motifs: simple building blocks of complex networks," *Science*, vol. 298, no. 5594, pp. 824–827, 2002.
- [22] L. Betzer, V. Suppakitpaisarn, and Q. Hillebrand, "Publishing number of walks and katz centrality under local differential privacy," in *UAI 2024*, 2024.
- [23] V. Suppakitpaisarn, D. Ponnoprat, N. Hirankarn, and Q. Hillebrand, "Counting graphlets of size k under local differential privacy," in *AISTATS 2025*, 2025, pp. 5005–5013.
- [24] K. Nissim, S. Raskhodnikova, and A. Smith, "Smooth sensitivity and sampling in private data analysis," in *STOC 2007*, 2007, pp. 75–84.
- [25] Q. Hillebrand, V. Suppakitpaisarn, and T. Shibuya, "Communication cost reduction for subgraph counting under local differential privacy via hash functions," *Transaction on Machine Learning Research*, 2025.
- [26] B. Ghazi, P. Kamath, R. Kumar, and P. Manurangsi, "Anonymized histograms in intermediate privacy models," *Advances in Neural Information Processing Systems*, vol. 35, pp. 8456–8468, 2022.
- [27] A. A. Loboda, M. N. Artyomov, and A. A. Sergushichev, "Solving generalized maximum-weight connected subgraph problem for network enrichment analysis," in *WABI 2016*, 2016, pp. 210–221.
- [28] G. Barlacchi, M. De Nadai, R. Larcher, A. Casella, C. Chitic, G. Torrisi, F. Antonelli, A. Vespignani, A. Pentland, and B. Lepri, "A multi-source dataset of urban life in the city of Milan and the province of Trentino," *Scientific Data*, vol. 2, no. 1, pp. 1–15, 2015.
- [29] R. Kumar, P. Liu, M. Charikar, and A. R. Benson, "Retrieving top weighted triangles in graphs," in *WSDM 2020*, 2020, pp. 295–303.
- [30] F. Zhang, X. Gou, and L. Zou, "Top-k heavy weight triangles listing on graph stream," *World Wide Web*, vol. 26, no. 4, pp. 1827–1851, 2023.
- [31] V. V. Williams and R. Williams, "Finding, minimizing, and counting weighted subgraphs," *SIAM Journal on Computing*, vol. 42, no. 3, pp. 831–854, 2013.
- [32] M. El-Kebir and G. W. Klau, "Solving the maximum-weight connected subgraph problem to optimality," *arXiv preprint arXiv:1409.5308*, 2014.
- [33] E. Alvarez-Miranda, I. Ljubić, and P. Mutzel, "The maximum weight connected subgraph problem," in *Facets of Combinatorial Optimization: Festschrift for Martin Grötschel*. Springer, 2013, pp. 245–270.
- [34] D. Nguyen and A. Vullikanti, "Differentially private densest subgraph detection," in *ICML 2021*, 2021, pp. 8140–8151.
- [35] L. Dhulipala, Q. C. Liu, S. Raskhodnikova, J. Shi, J. Shun, and S. Yu, "Differential privacy from locally adjustable graph algorithms: k-core decomposition, low out-degree ordering, and densest subgraphs," in *FOCS 2022*, 2022, pp. 754–765.
- [36] M. Henzinger, A. Sricharan, and L. Zhu, "Tighter bounds for local differentially private core decomposition and densest subgraph," *arXiv preprint arXiv:2402.18020*, 2024.
- [37] L. Dhulipala, M. Henzinger, G. Z. Li, Q. C. Liu, A. Sricharan, and L. Zhu, "Near-optimal differentially private graph algorithms via the multidimensional above-threshold mechanism," in *ESA 2025*, 2025, pp. 91:1–91:20.
- [38] A. Ghosh, T. Roughgarden, and M. Sundararajan, "Universally utility-maximizing privacy mechanisms," in *STOC 2009*, 2009, pp. 351–360.
- [39] N. Alon, Y. Azar, G. J. Woeginger, and T. Yadid, "Approximation schemes for scheduling," in *SODA 1997*, 1997, pp. 493–500.
- [40] I. Caragiannis, "Better bounds for online load balancing on unrelated machines," in *SODA 2008*, 2008, pp. 972–981.
- [41] A. Yamamoto and T. Shibuya, "Differentially private selection using smooth sensitivity," in *2024 IEEE International Performance, Computing, and Communications Conference (IPCCC)*. IEEE, 2024, pp. 1–10.
- [42] A. A. Sergushichev, A. A. Loboda, A. K. Jha, E. E. Vincent, E. M. Driggers, R. G. Jones, E. J. Pearce, and M. N. Artyomov, "GAM: A web-service for integrated transcriptional and metabolic network analysis," *Nucleic acids research*, vol. 44, no. W1, pp. W194–W200, 2016.
- [43] C. Kang, Y. Liu, X. Ma, and L. Wu, "Towards estimating urban population distributions from mobile call data," *Journal of Urban Technology*, vol. 19, no. 4, pp. 3–21, 2012.