

Publishing Below-Threshold Triangle Counts under Local Weight Differential Privacy

Kevin Pfisterer
The University of Tokyo
Tokyo, Japan
pfisterer@is.s.u-tokyo.ac.jp

Quentin Hillebrand
University of Copenhagen
Copenhagen, Denmark
quentin.hillebrand@di.ku.dk

Vorapong Suppakitpaisarn
The University of Tokyo
Tokyo, Japan
vorapong@is.s.u-tokyo.ac.jp

Abstract—We propose an algorithm for counting below-threshold triangles in weighted graphs under local weight differential privacy. While prior work has largely focused on unweighted graphs, edge weights are intrinsic to many real-world networks. We consider the setting in which the graph topology is publicly known and privacy is required only for the contribution of an individual to incident edge weights, capturing practical scenarios such as road and telecommunication networks. Our method uses two rounds of communication. In the first round, each node releases privatized information about its incident edge weights under local weight differential privacy. In the second round, nodes locally count below-threshold triangles using this privatized information; we introduce both biased and unbiased variants of the estimator. We further develop two refinements: (i) a pre-computation step that reduces covariance and thus lowers expected error, and (ii) an efficient procedure for computing smooth sensitivity, which substantially reduces running time relative to a straightforward implementation. Finally, we present experimental results that quantify the trade-offs between the biased and unbiased variants and demonstrate the effectiveness of the proposed improvements.

Index Terms—Differential Privacy, Graph Mining, Triangle Counting

I. INTRODUCTION

Over recent years, differential privacy [12] has emerged as the de facto standard for formal privacy guarantees. It provides a rigorous mathematical framework under which the inclusion or exclusion of any single individual’s data has only a limited effect on the released statistics, thereby preventing an adversary from drawing reliable inferences about any particular data record from the published output.

Initially developed for tabular datasets, differential privacy was subsequently adapted to graph-structured data via edge-differential privacy, which protects the presence or absence of individual edges in a network [16]. A key limitation of both the central differential privacy and edge-differential privacy models is their reliance on a trusted curator to collect and sanitize the data. Local differential privacy [21], [30] and its graph analogue, local edge-differential privacy [30], address this concern by shifting randomization to the user side, thereby eliminating the need for a trusted central server while providing strong privacy guarantees.

A substantial body of work has investigated differential privacy for weighted graphs, which model practical settings such as road and telecommunication networks. In these set-

tings, the graph topology is typically public, so the presence or absence of edges is not considered sensitive. Instead, the sensitive information lies in the edge weights, which must be protected. Representative results include differentially private shortest-path algorithms [32], [6], [10], [11], mechanisms for releasing privatized versions of the underlying weighted graph [23], [38], and algorithms for privately releasing cut values [1], [9].

There is also prior work on local differential privacy for weighted data publication [35], [7] and weighted graph learning [37]. These studies typically treat both edge existence and edge weights as sensitive attributes. In contrast, we focus on the setting where only the weights are sensitive and the graph topology is public. Consequently, the privacy notion adopted in those works is strictly stronger than the one we consider here, which may limit the range of settings in which it can be practically applied.

Triangle counting problem has been extensively studied in the unweighted setting under local differential privacy [13], [18], [19], [22], [26]. In the unweighted case, triangle counting plays a central role in applications in graph mining, bioinformatics, and social networks [27], [3], [25]. Since the network topology is a public information in our setting, counting the number of triangles is straightforward in our privacy notion.

A. Our contributions

We study the problem of counting triangles whose total edge weight is smaller than a given threshold under local differential privacy. This triangle count and related measures such as the weighted clustering coefficient have been used to identify congested regions, which are central to urban traffic planning [29], [31]. By designing mechanisms that count triangles whose weight lies below (equivalently, above) a given threshold, our approach directly supports this line of work while providing strong privacy guarantees. Moreover, efficient triangle-counting techniques often extend to more general subgraph counting, as has been shown in the unweighted setting [5], [34], and we expect similar extensions to hold for weighted graphs.

The number of triangles with small or large weights can be used to generate a synthetic graph that preserves key properties of the original graph. Finally, prior differentially private work on shortest-path cycles [32], [6], [10], [11] has primarily

assumed non-negative edge weights. Below-threshold triangle identification can also be viewed as a basic building block for detecting negative cycles, with negative triangles being the simplest such structures. Since negative-cycle detection is fundamental to shortest-path computation with arbitrary edge weights, our results provide an entry point for studying negative-cycle detection under local differential privacy.

In Section III, we propose an algorithm for counting the number of triangles whose total weight falls below a given threshold, fully leveraging the flexibility of the differential privacy notion for weighted graphs. The key contributions of our algorithm are twofold:

a) We design an assignment that minimizes the variance of the triangle count in Section IV: Each triangle is incident to three nodes. It is known that assigning each triangle to a carefully chosen node and letting only that node report it can greatly reduce the variance and thus the error in triangle counting [18], [26]. In the unweighted setting, however, the server does not know the graph structure, so prior work relied on indirect statistics such as noisy degree estimates to guide this assignment. In contrast, under differential privacy for weighted graphs, the server is allowed to know the graph structure. We exploit this additional information to construct an efficient and scalable constant-factor approximation algorithm for choosing the assignment so as to (approximately) minimize the counting variance.

b) We develop a scalable algorithm to compute the smooth sensitivity in Section V: Smooth sensitivity [28] is a standard tool for reducing the amount of noise added to released statistics and can yield substantial accuracy improvements in the weighted setting. However, computing a sufficiently tight smooth sensitivity bound is often computationally expensive in practice [17]. Although there are algorithms for computing smooth sensitivity in the unweighted setting, directly applying those bounds to the weighted setting would drastically overestimate the sensitivity and therefore inject far more noise than necessary. To overcome this, we develop an algorithm that computes the local β -smooth sensitivity in $O(d^2 \log^3 d)$ time for a node of degree d . Importantly, this running time is independent of the magnitude of the edge weights, so the method remains scalable even when weights are large. The key idea is to maintain and update two balanced binary search trees so that we can capture the relevant local changes without recomputing from scratch. We remark that in typical road or communication networks node degrees are generally well below 10^4 . This implies that our smooth sensitivity computation, which depends on the maximum degree, can be carried out within practical running time and is therefore scalable in these settings.

In addition to these two main contributions, in Section III we adapt the unbiased estimator from [14], originally proposed for privately releasing histograms, so that it can be used to release an unbiased estimate of the number of triangles under our weighted-graph model. This extends the use of unbiased randomized response techniques for subgraph counting from the unweighted setting [34] to the weighted setting considered

here. When we use the biased estimator, the resulting error scales linearly with the number of triangles in the input graph. In contrast, with the unbiased estimator, the error scales on the order of the square root of the number of triangles. Consequently, for graphs with many triangles, our algorithm achieves a significantly smaller relative error.

In Section VI, we evaluate our method on two real-world graphs: a telecommunication network in Milan, Italy, and a biological network used for integrated transcriptional and metabolic analysis [24], [4]. Compared to a naive baseline that first releases all edge weights using the Laplace mechanism and then counts triangles from the noisy graph, our algorithm achieves up to two orders of magnitude smaller relative counting error.

II. PRELIMINARIES

A. Problem definition

Let $G = (V, E, w)$ be a weighted undirected graph with vertex set $V = \{1, \dots, n\}$ and edge set $E \subseteq \binom{V}{2}$. For each edge $\{u, v\} \in E$, let $w_{uv} = w_{vu} \in \mathbb{Z}$ denote its (integer) weight; we restrict to integer weights, which suffice for all applications considered in this paper. For a vertex $v \in V$, write $\mathcal{N}(v) = \{u \in V : \{u, v\} \in E\}$ for its neighborhood and $d_v = |\mathcal{N}(v)|$ for its degree. The maximum degree is denoted by d_{\max} . The incident-weight vector at v is $w^v = (w_{vu})_{u \in \mathcal{N}(v)} \in \mathbb{Z}^{d_v}$. Throughout, the graph structure (V, E) is public, whereas each weight w_{uv} is known only to its endpoints u and v ; accordingly, w^v constitutes the private data of node v .

With Δ we denote the set of triangle of G where a triangle $T \in \Delta$ is either represented by the set of three edges or the set of three nodes forming the triangle. We use the edge and node representation of a triangle interchangeable and clarify the used representations in statements. We now present the formal definition of counting below-threshold triangle counts.

Definition 1. *Given a weighted undirected graph $G = (V, E, w)$ and a threshold $\lambda \in \mathbb{Z}$, the goal is to output the number of triangles with weight below λ :*

$$f(G) = \sum_{\{v, u, x\} \in \Delta} 1\{w_{vu} + w_{vx} + w_{ux} < \lambda\}$$

B. Local weight differential privacy

In this section, we introduce the formal notations for our privacy setting together with a discrete and continuous privacy mechanism. In the setting of local weight differential privacy it is assumed that the graph topology, nodes and edges, are public and the private information we want to protect is encoded in the edge weights. This assumption is natural in applications such as road and telecommunication networks, where the underlying connectivity (streets, intersections, or network links) is typically public, while sensitive usage information is encoded in the edge weights.

Definition 2 (Neighboring weight vectors). We define two weight vectors $w, w' \in \mathbb{Z}^d$ as neighboring $w \sim w'$ if their l_1 distance is at most one, i.e.

$$w \sim w' \iff \|w - w'\|_1 \leq 1$$

Definition 3 (Local weight differential privacy [7]). Let $\varepsilon > 0$. A randomized query \mathcal{R} satisfies ε -local weight differential privacy (ε -LWDP) if, for any possible neighboring weight vectors w, w' , and any possible outcome set S ,

$$\Pr[\mathcal{R}(w) \in S] \leq e^\varepsilon \Pr[\mathcal{R}(w') \in S].$$

An algorithm \mathcal{A} is said to be ε -LWDP if, for any node v_i , and any sequence of queries $\mathcal{R}_1, \dots, \mathcal{R}_\kappa$ inquired to v_i , where each query \mathcal{R}_j satisfies ε_j -local weight differential privacy (for $1 \leq j \leq \kappa$), the total privacy loss is bounded by $\varepsilon_1 + \dots + \varepsilon_\kappa \leq \varepsilon$. We call ε the privacy budget of any ε -LWDP algorithm and query.

By the definition of LWDP, an attacker cannot distinguish between two weight vectors that differ by one unit. Since each weight represents the number of mobility or communication events in a road or telecommunication network, this implies that an attacker cannot determine whether any specific mobility or communication event occurred in the database.

We will now introduce two private queries which we will use in our mechanism. The first one is the discrete Laplace query.

Definition 4 (Discrete Laplace query [15]). For $p \in (0, 1)$, $DLap(p)$ denotes the discrete Laplace distribution with probability mass at $i \in \mathbb{Z}$ of $\frac{1-p}{1+p} \cdot p^{|i|}$. For a weight vector $w = (w_1, \dots, w_d) \in \mathbb{Z}^d$, the discrete Laplace privacy mechanism adds independently drawn noise from $DLap(e^{-\varepsilon})$ to each entry in w , i.e.

$$w'_i = w_i + DLap(e^{-\varepsilon}) \quad \forall i \in [d].$$

The discrete Laplace query also known as geometric query satisfies ε -LWDP.

The second query is the Laplace query, whose definition relies on global sensitivity.

Definition 5 (Global sensitivity [12]). For a function $f : \mathbb{Z}^d \rightarrow \mathbb{R}$, the global sensitivity $GS(f)$ is defined as

$$GS(f) := \max_{w \sim w'} \|f(w) - f(w')\|_1.$$

Definition 6 (Laplace query [12]). For a function $f : \mathbb{R}^d \rightarrow \mathbb{Z}$ and $\varepsilon > 0$, the following is defined as the Laplace query

$$LM_f(w) = f(w) + (Y_1, \dots, Y_d)$$

where Y_1, \dots, Y_d are drawn from $Lap(GS(f)/\varepsilon)$. The Laplace query satisfies ε -local weight differential privacy.

III. TWO-STEP ALGORITHM FOR PUBLISHING BELOW-THRESHOLD TRIANGLE COUNTS

In this section, we present our two-step algorithm to release the number of below-threshold triangles under local weight differential privacy. Algorithm 1 proceeds in two rounds of communication, following the two-step paradigm of [19]. In the first step, nodes publish their incident weight vectors such that the central server can then construct a noisy graph with this information. In the second step, nodes locally use their private weights together with the noisy graph to accurately estimate the local number of below-threshold triangle counts. These local counts are published under local weight differential privacy and then aggregated by the central server.

Algorithm 1 TWO-STEP ALGORITHM FOR COUNTING BELOW-THRESHOLD TRIANGLES

Input: weighted graph $G = (V, E, w)$, $\lambda, \varepsilon_1, \varepsilon_2$

Output: below-threshold triangle count k

First step: Noisy releases and task assignments

Node $v \in V$:

1: $\tilde{w}^v \leftarrow w^v + (Y_1, \dots, Y_{d_v})$ where $Y_i = DLap(e^{-\varepsilon_1})$ for all $i \in [d_v]$. ▷ Discrete Laplace query

2: Send \tilde{w}^v to the server

Server:

3: Collect \tilde{w}^v from each $v \in V$

4: Construct $G' = (V, E, w')$ from $(\tilde{w}^v)_{v \in V}$. ▷ Section III-A

5: Compute assignment $\rho : \Delta \mapsto V$ from (V, E) . ▷ Section IV

6: Distribute G', ρ to each node

Second Step: Local counting

Node $v \in V$:

7: Let $\Delta_v = \rho^{-1}(v)$. Calculate $f'_v(w^v) \leftarrow \sum_{T \in \Delta_v} g_v^T(w^v)$ when $g_v^T(w^v)$ is the estimator declaring if T is below the threshold. ▷ Section III-B

8: Compute the sensitivity of f'_v , denoted s_v . ▷ Theorem 1 or Section V

9: Compute $\tilde{f}_v(w^v)$, which is the value of $f'_v(w^v)$ released using either the Laplace query (Definition 6) or the smooth-sensitivity query (Definition 11). We set the privacy budget of this release to ε_2 .

10: Send $\tilde{f}_v(w^v)$ to the server

Server:

11: **return** $\tilde{k} \leftarrow \sum_{v \in V} \tilde{f}_v(w^v)$

A. Noisy releases and task assignments

Each vertex v releases its incident-weight vector using the discrete Laplace mechanism (Definition 4), yielding $\tilde{w}^v = (\tilde{w}_{vu})_{u \in \mathcal{N}(v)}$ for all $v \in \{1, \dots, n\}$. A central server aggre-

gates the reports and constructs a noisy graph $G' = (V, E, w')$ by enforcing symmetry via an index tie-break:

$$w'_{uv} = \begin{cases} \tilde{w}_{uv}, & \text{if } u < v, \\ \tilde{w}_{vu}, & \text{otherwise,} \end{cases} \quad \forall \{u, v\} \in E.$$

Let Δ denote the set of triangles in G . The server assigns each triangle $T \in \Delta$ to one of its vertices via a mapping $\rho : \Delta \rightarrow V$. For each node $v \in V$, let $\Delta_v = \rho^{-1}(v)$ denote the set of triangles for which v is responsible. In Section IV, we define ρ to minimize the expected error. The server then notifies each node v of its assigned set Δ_v . Moreover, for every triangle $T = \{v, u, x\} \in \Delta_v$, the server transmits to v the noisy weight w'_{ux} of the non-incident edge $\{u, x\}$.

B. Local counting

Each node v locally counts the number of below-threshold triangles among its assigned set $\Delta_v = \rho^{-1}(v)$. At this stage, v knows the public topology (V, E) , its private incident-weight vector w^v , and the noisy weights $w'_{u,x}$ for all triangles in $\{u, v, x\} \in \Delta_v$ released in Step 1. We consider two estimators for declaring whether T is below the threshold; in Algorithm 1 this is represented by the placeholder $g_v^T(w^v)$. Node v applies the chosen estimator to each $T \in \Delta_v$ and counts those declared below threshold. We first introduce a biased estimator.

Definition 7 (Biased estimator). *Let $v \in V$ be the vertex responsible for a triangle $T = \{v, u, x\} \in \Delta_v$. We define the following biased estimator:*

$$B'_T = \mathbf{1}\{w_{vu} + w_{vx} + w'_{ux} < \lambda\},$$

where w_{vu} and w_{vx} are true edge weights incident to v and w'_{ux} is the noisy weight from Step 1.

We next recall the *unbiased* estimator of [14], originally proposed for releasing anonymous histograms without bias.

Definition 8 (Unbiased estimator). *Let $h : \mathbb{Z} \rightarrow \mathbb{R}$ be defined as*

$$h(m) = \begin{cases} 0 & \text{if } m > \lambda, \\ -\frac{p}{(1-p)^2} & \text{if } m = \lambda, \\ 1 + \frac{p}{(1-p)^2} & \text{if } m = \lambda - 1, \\ 1 & \text{if } m < \lambda - 1 \end{cases}$$

with $p = e^{-\varepsilon_1}$. Let $v \in V$ be the vertex responsible for counting the triangle $T = \{v, u, x\} \in \Delta_v$. Then, with U'_T we define the following estimator:

$$U'_T = h(w_{vu} + w_{vx} + w'_{ux})$$

Both estimators B'_T and U'_T use the true incident weights w_{vu} and w_{vx} together with the noisy value w'_{ux} . Define f'_v as the local below-threshold count at node v , with g a placeholder for the chosen estimator:

$$f'_v(w^v) = \sum_{T \in \Delta_v} g_v^T(w^v).$$

We set $g_v^T(w^v) = B'_T$ when using the biased estimator; otherwise, we set $g_v^T(w^v) = U'_T$.

C. Publishing local counts

Because computing the local below-threshold count $f'_v(w^v)$ depends on the private incident-weight vector w^v , we must apply a privacy mechanism to ensure local weight differential privacy before sending $f'_v(w^v)$ to the central server. Note that the vector w'_v from Step 1 is already public and thus treated as a constant here. Since the final output does not need to be an integer, we use the Laplace query of Definition 6.

Theorem 1 (Global sensitivity of f'_v). *The global sensitivity of f'_v is given by*

$$GS(f'_v) = GS(g_v^T) \max_{u: \{v, u\} \in E} |\{T \in \Delta_v : \{v, u\} \in T\}|$$

where $GS(g_v^T) = 1$ when using the biased estimator and $GS(g_v^T) = 1 + 2\frac{p}{(1-p)^2}$ when using the unbiased estimator.

Proof. By Definition 5, we need to find $w \sim w'$ such that $|f'_v(w) - f'_v(w')|$ is maximized. Since w and w' are neighboring, there exists exactly one incident edge to v whose weight differs by 1 between w and w' . Let $\{v, u\}$ denote this edge. Then, a change of w_{vu} affects all triangles that contain $\{v, u\}$ and v is responsible for counting:

$$S = \{T \in \Delta_v : \{v, u\} \in T\}$$

In the worst case for each triangle T in S , the estimator changes by $GS(g_v^T)$ where $GS(g_v^T)$ is the maximum change of the respective estimator. It is straightforward to show $GS(g_v^T)$ for the biased estimator and unbiased estimator. \square

The computation of $GS(f'_v)$ depends only on public data. Therefore, each node $v \in V$ can compute the sensitivity $GS(f'_v)$ locally.

Corollary 1. *Calculating the sensitivity $GS(f'_v)$ can be done in $O(d_v^2)$ time.*

Proof. For all $v \in V$, the quantity $|\{T \in \Delta_v : e \in T\}|$ can be computed in $O(d_v)$ time by scanning each other edge incident to v and checking whether it closes a triangle. Repeating this for all incident edges yields a total running time of $O(d_v^2)$. \square

D. Privacy of our mechanism

We give the privacy result in the following theorem.

Theorem 2 (Privacy of Algorithm 1). *Algorithm 1 satisfies $(\varepsilon_1 + \varepsilon_2)$ -local weight differential privacy.*

Proof. Algorithm 1 issues two queries to each node. The first retrieves the incident weight vector of a node $v \in V$; v responds using the discrete Laplace query, achieving ε_1 -LWDP. The second retrieves the local below-threshold count; here the Laplace query is used, achieving ε_2 -LWDP. \square

We explain in Section VI how the overall privacy budget ε is allocated between ε_1 and ε_2 in our experimental evaluation.

E. Communication costs

We bound the communication cost of in the following theorem.

Theorem 3 (Communication cost of Algorithm 1). *With probability at least $1 - \frac{1}{m}$, the communication cost of Algorithm 1 is $\tilde{O}(m + |\Delta|)$.*

Proof. The communication incurred by each node consists of three components: (i) uploading the noisy incident-weight vector, (ii) downloading the noisy weights of its assigned triangles, and (iii) uploading its local triangle-count statistics.

Let W denote the maximum edge weight in the graph. Using tail bounds for the discrete and continuous Laplace distributions together with a union bound over all released noise variables, we obtain the following results.

The total communication cost for uploading the noisy weight vectors is bounded by

$$O\left(m \log W + m \log\left(\frac{1}{\varepsilon_1} \log\left(\frac{m}{\gamma}\right)\right)\right)$$

with probability at least $1 - \gamma$. During redistribution, only weights corresponding to assigned triangles are transmitted. Since each triangle is assigned to a single node, at most one noisy weight is sent per triangle. The total cost for downloading noisy triangle weights is therefore bounded by

$$O\left(|\Delta| \log W + |\Delta| \log\left(\frac{1}{\varepsilon_1} \log\left(\frac{m}{\gamma}\right)\right)\right)$$

with probability at least $1 - \gamma$. Finally, publishing the noisy local triangle counts incurs a communication cost of

$$O\left(|\Delta| \left(\log\left(\frac{1}{\varepsilon_2} \log\left(\frac{|\Delta|}{\gamma}\right)\right) + 1\right)\right)$$

with probability at least $1 - \gamma$. We obtain the lemma statement by setting $\gamma = m/3$. \square

F. Precision of the biased estimator

In this section, we analyze the expected squared ℓ_2 -error of Algorithm 1 under the biased estimator B'_T . Randomness arises in two places: (i) Step 1, where incident weight vectors are released via the discrete Laplace query, and (ii) Step 2, where local below-threshold counts are released via the Laplace query.

Lemma 1. *For a triangle $T \in \Delta$ with triangle weight w_T the expected value of the estimator B'_T is given by*

$$\mathbb{E}[B'_T] = \begin{cases} 1 - \frac{p^{\lambda-w_T}}{1+p} & \text{if } w_T < \lambda \\ \frac{p^{w_T-\lambda+1}}{1+p} & \text{if } w_T \geq \lambda \end{cases}$$

Proof. Let $T \in \Delta$ with triangle weight w_T . Denote $w_{vu} + w_{vx} + w'_{ux}$ by w'_T . Notice that $w'_T = w_{vu} + w_{vx} + w_{ux} + Z = w_T + Z$ where $Z \sim DLap(p)$. When $w_T < \lambda$,

$$\begin{aligned} \mathbb{E}[B'_T] &= \Pr[Z < \lambda - w_T] \\ &= \frac{1-p}{1+p} \sum_{i=-\infty}^{\lambda-w_T-1} p^{|i|} \\ &= \frac{1-p}{1+p} \left(\sum_{i=0}^{\infty} p^i - 1 + \sum_{i=0}^{\lambda-w_T-1} p^i \right). \end{aligned}$$

Since $p = e^{-\varepsilon_1}$, it holds that $|p| < 1$ and we can apply the closed form solution for the geometric series.

$$\Pr[Z < \lambda - w_T] = 1 - \frac{p^{\lambda-w_T}}{1+p}$$

When $w_T \geq \lambda$, we apply the same techniques to obtain that

$$\mathbb{E}[B'_T] = \Pr[Z < \lambda - w_T] = \frac{p^{w_T-\lambda+1}}{1+p} \cdot u$$

\square

We can imply from Theorem 1 that the expected value for the triangle $T \in \Delta$ is independent from the node that is responsible for counting it.

Lemma 2. *The bias for a triangle $T \in \Delta$ is given by*

$$\mathbb{E}[B'_T] - 1\{w_T < \lambda\} = \begin{cases} -\frac{p^{\lambda-w_T}}{1+p} & \text{if } w_T < \lambda \\ \frac{p^{w_T-\lambda+1}}{1+p} & \text{if } w_T \geq \lambda \end{cases}$$

Proof. The statement directly follows from Lemma 1. \square

We derive the following two corollaries from Lemma 2.

Corollary 2. *The bias for a triangle $T \in \Delta$ is maximized for triangle weights at the boundary cases: $w_T = \lambda$, $w_T = \lambda - 1$; This results in the following bounds for the bias of the estimator.*

$$-\frac{e^{-\varepsilon_1}}{1+e^{-\varepsilon_1}} \leq \mathbb{E}[B'_T] - 1\{w_T < \lambda\} \leq \frac{e^{-\varepsilon_1}}{1+e^{-\varepsilon_1}}.$$

Corollary 3. *For the triangle $T \in \Delta$, the absolute bias decreases exponentially in $|\lambda - w_T|$:*

$$|\mathbb{E}[B'_T] - 1\{w_T < \lambda\}| \leq e^{-\varepsilon_1 |\lambda - w_T|}.$$

Recall that the output of Algorithm 1 is \tilde{k} and let $f(G)$ be the actual count of below-threshold triangles. We decompose the expected squared ℓ_2 -error into the squared bias plus the variance:

$$(\mathbb{E}[\tilde{k}] - f(G))^2 + \text{Var}[f'(G, \varepsilon_1, \varepsilon_2)]$$

Lemma 3. *The squared bias of Algorithm 1 is bounded by*

$$|\Delta|^2 \left(\frac{e^{-\varepsilon_1}}{1+e^{-\varepsilon_1}} \right)^2$$

Proof. The expectation is taken over the randomness used when releasing the weight vectors and when releasing the local below-threshold counts.

$$\mathbb{E}[\tilde{k}] = \sum_{v \in V} \mathbb{E}[f'_v(w^v) + \text{Lap}(GS(f'_v)/\varepsilon_2)]$$

The Laplace mechanism is unbiased. Hence, the bias of the algorithm arises solely from f'_v .

$$\mathbb{E}[\tilde{k}] - f(G) = \sum_{T \in \Delta} (\mathbb{E}[B'_T] - 1\{w_T < \lambda\})$$

From Corollary 2 the bound on the squared bias follows. \square

We observe from the previous lemma that the bias scales the true value by a factor of $\frac{e^{-\varepsilon_1}}{1+e^{-\varepsilon_1}} < 1$. In other words, the relative error introduced by this biased estimator is this constant factor.

We now analyze the variance of \tilde{k} . For two vertices $x, y \in V$, let $N_{x,y} = \{v \in V : \{v, x, y\} \in \Delta_v\}$ denote the set of vertices that form a triangle with x, y and use the noisy information w'_{xy} . For $v, u \in N_{x,y}$ both use the same noisy information w'_{xy} which results in a covariance between the estimator B'_T with $T = \{v, x, y\}$ and $B'_{T'}$ with $T' = \{u, x, y\}$. We call this structure a C'_4 instance. Figure 1 visualizes such an instance. This allows us to separate the total variance $\text{Var}[\sum_{v \in V} f'_v(w^v)]$ as follows:

$$\sum_{v \in V} \text{Var}[f'_v(w^v)] + \sum_{x,y \in V} \sum_{v,u \in N_{x,y}} \text{Cov}[f'_v(w^v), f'_u(w^u)].$$

We first analyze the variance of the estimated local below-threshold count.

Lemma 4. *For a vertex $v \in V$, the variance $\text{Var}[f'_v(G)]$ is bounded by*

$$\frac{e^{-\varepsilon_1}}{1+e^{-\varepsilon_1}} \left(1 - \frac{e^{-\varepsilon_1}}{1+e^{-\varepsilon_1}}\right) |\Delta_v| = O\left(\frac{|\Delta_v|}{\varepsilon_1}\right)$$

Proof. For every triangle $T \in \Delta_v$ the noise used in the estimator B'_T is independent from the noise in the other triangles in Δ_v . We obtain that:

$$\text{Var}[f'_v(w^v)] = \sum_{T \in \Delta_v} \text{Var}[B'_T]$$

From the fact that B'_T is an indicator variable and from the probabilities shown in Lemma 1, for $w_T \geq \lambda$, we obtain that

$$\text{Var}[B'_T] = \left(1 - \frac{p^{\lambda-w_T}}{1+p}\right) \frac{p^{\lambda-w_T}}{1+p}.$$

For $w_T < \lambda$, we obtain that

$$\text{Var}[B'_T] = \left(1 - \frac{p^{w_T-\lambda+1}}{1+p}\right) \frac{p^{w_T-\lambda+1}}{1+p}.$$

Similar to the bias, the variance is maximized in the boundary cases, which proves the claim. \square

Lastly, we bound the covariance between B'_T and $B'_{T'}$, which rely on the same noisy weight information.

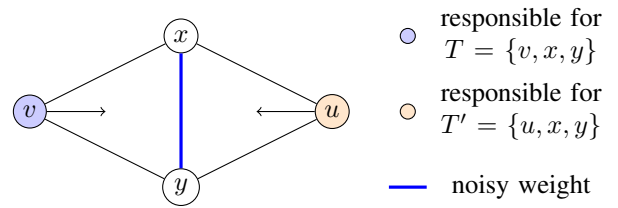


Fig. 1: Visualization of C'_4 instance introducing covariance

Lemma 5. *For the triangles $T \in \Delta_v$ and $T' \in \Delta_{v'}$ that use the same noisy weight information the covariance of the estimators B'_T and $B'_{T'}$ is bounded by $2 \frac{e^{-\varepsilon_1}}{1+e^{-\varepsilon_1}}$.*

Proof. Let $T, T' \in \Delta$ denote triangles that share the same noisy weight information, $B'_T, B'_{T'}$ be the respective biased estimators and $Z \sim \text{DLap}(p)$ be the noise added to the weight information.

Both estimator are 1 at the same time when $\max(w_T, w_{T'}) + Z < \lambda$. This results in the following formula for the covariance:

$$\Pr[Z < \lambda - \max(w_T, w_{T'})] - \Pr[Z < \lambda - w_T] \Pr[Z < \lambda - w_{T'}].$$

We make a case distinction on the values of w_T and $w_{T'}$ and use the probabilities from Lemma 1 to bound the covariance in each case.

Case $w_T < \lambda$ and $w_{T'} < \lambda$: Using the same techniques as in Lemma 1 gives:

$$\Pr[Z < \lambda - \max(w_T, w_{T'})] = 1 - \frac{p^{\lambda - \max(w_T, w_{T'})}}{1+p},$$

which results in a covariance of

$$\frac{1}{1+p} \cdot \left(p^{\lambda-w_T} + p^{\lambda-w_{T'}} - p^{\lambda - \max(w_T, w_{T'})} + \frac{p^{2\lambda-w_T-w_{T'}}}{1+p} \right).$$

This covariance is maximized when $w_T = \lambda - 1$ and $w_{T'} = \lambda - 1$. In this case, the covariance of B'_T and $B'_{T'}$ is not larger than $\frac{2p}{1+p}$.

For the remaining cases, we provide only the resulting covariance and the corresponding upper bound obtained at the boundary of each case.

Case $w_T < \lambda$ and $w_{T'} \geq \lambda$: $\frac{p^{w_{T'}-w_T+1}}{1+p} \leq \frac{p}{1+p}$.

Case $w_T \geq \lambda$ and $w_{T'} < \lambda$: $\frac{p^{w_T-w_{T'}+1}}{1+p} \leq \frac{p}{1+p}$.

Case $w_T \geq \lambda$ and $w_{T'} \geq \lambda$:

$$1/(1+p) \left(p^{\max(w_T, w_{T'})-\lambda+1} - \frac{p^{w_T+w_{T'}-2\lambda-2}}{1+p} \right) \leq \frac{p}{1+p}.$$

\square

This lets us bound the total variance of the biased estimators.

Lemma 6. *Let $\#C'_4$ denote the number of C'_4 instances in our assignment ρ . The variance $\text{Var}[\sum_{v \in V} f'_v(w^v)]$ is bounded by $O\left(\frac{|\Delta|}{\varepsilon_1} + \frac{\#C'_4}{\varepsilon_1}\right)$.*

Proof. The result follows from the bounds introduced in Lemmas 4 and 5.

$$\begin{aligned} & \sum_{v \in V} \text{Var}[f'_v(w^v)] + \sum_{u, x \in V} \sum_{v, v' \in N_{u, x}} \text{Cov}[f'_v(w^v), f'_{v'}(w^{v'})] \\ & \leq O\left(\frac{1}{\varepsilon_1}\right) \sum_{v \in V} |\Delta_v| + \#C'_4 \frac{2e^{-\varepsilon_1}}{1 + e^{-\varepsilon_1}} = O\left(\frac{|\Delta|}{\varepsilon_1} + \frac{\#C'_4}{\varepsilon_1}\right). \end{aligned}$$

□

Lastly, we bound the variance introduced by publishing the local triangle counts in the final step.

Lemma 7. *The variance of the Laplace query in the second step is bounded by $O\left(\frac{d_{max}m}{\varepsilon_2^2}\right)$.*

Proof. The variances of publishing the local counts are independent from each other. By Theorem 1, the variance is bounded by $2 \sum_{v \in V} \frac{GS(f'_v)^2}{\varepsilon_2^2} \leq 4 \frac{d_{max}}{\varepsilon_2^2} m$. The inequality follows from the fact that a single incident edge of v can be in at most $d_v - 1$ triangles. The sensitivity $GS(f'_v)$ is therefore bounded by the degree d_v . This then also results in $\sum_{v \in V} GS(f'_v) \leq \sum_{v \in V} d_v = 2m$. □

We are now ready to propose the bound on the expected squared ℓ_2 -error.

Theorem 4 (Precision of biased estimator). *The expected squared ℓ_2 -error of Algorithm 1 using the biased estimator is bounded by*

$$O\left(\frac{d_{max}m}{\varepsilon_2^2} + \frac{|\Delta|^2}{\varepsilon_1^2} + \frac{\#C'_4}{\varepsilon_1}\right).$$

Proof. This follows from Lemmas 3, 6 and 7. □

G. Precision of the unbiased estimator

In this section, we analyze Algorithm 1 when the unbiased estimator U'_T is employed at Line 7. The analysis follows the step of the previous section.

Lemma 8. *For a triangle $T \in \Delta$, the estimator U'_T is unbiased, i.e. $\mathbb{E}[U'_T] = 1\{w_T < \lambda\}$.*

Proof. The claim follows from Lemma 10 in [14]. Let f be the function defined in that lemma. Then,

$$\mathbb{E}[h(w'_T)] = 1 - \mathbb{E}[f(w'_T - \lambda)] = 1 - [w_T \geq \lambda] = 1[w_T < \lambda].$$

We also note that the same proof applies for all $w_T, \lambda \in \mathbb{Z}$, and is not limited to $\mathbb{N} \cup \{0\}$ as originally stated in [14]. □

Hence, the expected squared ℓ_2 -biased consists only of the variance introduced by the estimator and the variance of the general Laplace query for publishing the local below-threshold counts.

Lemma 9. *For a triangle $T \in \Delta$, the variance of the estimator U'_T is given by $4p^{|w_T - \lambda| + 1} \left(\frac{p}{(1-p)^3} + 1 - p\right)$.*

Proof. This follows from Theorem 10 in [14]. □

Lemma 10. *For a node $v \in V$, the variance $\text{Var}[f'_v(w^v)]$ is bounded by $O\left(\frac{|\Delta_v|}{\varepsilon_1^3}\right)$.*

Proof. The variance of an individual estimator U'_T with $T \in \Delta_v$ is maximized in the boundary case $|w_T - \lambda| = 0$. Moreover, each triangle counted by v uses an independent noisy weight, so there is no covariance between different estimators. Hence,

$$\text{Var}[f'_v(w^v)] \leq |\Delta_v| 4p \left(\frac{p}{(1-p)^3} + 1 - p\right) = O\left(\frac{|\Delta_v|}{\varepsilon_1^3}\right).$$

□

As discussed in Section III-F, any two estimators U'_T and $U'_{T'}$ that rely on the same noisy weight share a nonzero covariance. To bound the covariance contribution of each C'_4 instance, we apply the Cauchy–Schwarz inequality.

Lemma 11. *For two estimators $U'_T, U'_{T'}$ that use the same noisy weight information, the covariance is bounded by*

$$4p \left(\frac{p}{(1-p)^3} + 1 - p\right) = O\left(\frac{1}{\varepsilon_1^3}\right).$$

Proof. We bound the covariance of the estimators U'_T and $U'_{T'}$ using the Cauchy–Schwarz inequality:

$$4 \left(\frac{p}{(1-p)^3} + (1-p)\right) \sqrt{p^{|w_T - \lambda| + |w_{T'} - \lambda| + 2}}.$$

This bound is maximized when both triangle weights are exactly at the threshold, i.e., $w_T = \lambda$ and $w_{T'} = \lambda$. □

We then obtain the variance introduced by the unbiased estimator in the following theorem.

Lemma 12. *The variance introduced by using the unbiased estimator with noisy edge weights is bounded by $O\left(\frac{|\Delta|}{\varepsilon_1^3} + \frac{\#C'_4}{\varepsilon_1^3}\right)$.*

Proof. This follows from Lemmas 10 and 11. □

Before presenting the final theorem on the expected ℓ_2 -error of the algorithm with the unbiased estimator, we first bound the variance arising from releasing the local counts in Step 2. We note that the unbiased estimator depends on the privacy budget ε_1 . As a consequence, both its sensitivity and the parameter of the Laplace query used in Step 2 also depend on ε_1 .

Lemma 13. *The variance of the Laplace query in the second step of algorithm 1 with unbiased estimator is $O\left(\frac{d_{max}}{\varepsilon_1^4 \varepsilon_2^2} m\right)$.*

Proof. We obtain that

$$2 \sum_{v \in V} \frac{GS(f'_v)^2}{\varepsilon_2^2} \leq \frac{2}{\varepsilon_2^2} \left(1 + 2 \frac{p}{(1-p)^2}\right)^2 d_{max} m = O\left(\frac{d_{max}}{\varepsilon_1^4 \varepsilon_2^2} m\right).$$

□

We are now able to bound the expected squared ℓ_2 -error.

Theorem 5 (Precision of unbiased estimator). *The expected squared ℓ_2 -error of Algorithm 1 with the unbiased estimator is bounded by*

$$O\left(\frac{d_{\max}}{\varepsilon_1^4 \varepsilon_2^2} m + \frac{|\Delta|}{\varepsilon_1^3} + \frac{\#C'_4}{\varepsilon_1^3}\right).$$

Proof. This follows from Lemmas 12 and 13. \square

Recall from Theorem 4 that the error of the biased estimator is $O\left(\frac{d_{\max}}{\varepsilon_2^2} m + \frac{|\Delta|^2}{\varepsilon_1^2} + \frac{\#C'_4}{\varepsilon_1}\right)$. From this, we observe that the unbiased estimator achieves a smaller error when the number of triangles $|\Delta|$ is large, whereas the biased estimator is more accurate when the privacy budgets ε_1 and ε_2 are small.

IV. ASSIGNMENT FUNCTION ρ

As shown in the previous section, the squared ℓ_2 -error of the biased and unbiased estimator depend on the number of C'_4 instances. In this section, we provide an algorithm that computes an assignment from triangles to nodes $\rho : \Delta \mapsto V$ to minimize the number of C'_4 , which is denoted by $\#C'_4$.

Let $l(e)$ define the load of an edge $e = \{u, v\} \in E$. The load represents the number of estimators that use the noisy weight w'_{uv} , i.e. the number of triangles $T \in \Delta$ with $u, v \in T$ such that $\rho(T) \notin \{u, v\}$. For any two triangles that use w'_e , we have a C'_4 instance resulting in the following equation:

$$\#C'_4 = \sum_{e \in E} \binom{l(e)}{2} = \frac{1}{2} \sum_{e \in E} l(e)^2 - \frac{1}{2} \sum_{e \in E} l(e)$$

We need to assign every triangle T to one of its edge such that $\#C'_4$ is minimized. Since every triangle is assigned to exactly one edge, the sum of loads $\sum_{e \in E} l(e)$ is always equal to the number of triangles $|\Delta|$. Hence, we are interested in minimizing the sum of squared loads. This is formalized in the following optimization problem. For a triangle $T \in \Delta$ and edge $e \in T$, let $x_{T,e} \in \{0, 1\}$ denote if T is assigned to e .

$$\begin{aligned} \min \quad & \sum_{e \in E} \left(\sum_{T \in \Delta} x_{T,e} \right)^2 \\ \text{s.t.} \quad & \sum_{e \in T} x_{T,e} = 1 \quad \forall T \in \Delta \\ & x_{T,e} \in \{0, 1\} \quad \forall T \in \Delta, e \in T \end{aligned} \quad (1)$$

Lemma 14. *The optimization problem (1) reduces to minimizing the ℓ_2 norm in the classic offline load-balancing problem, where unit-size jobs must be assigned to machines under restricted assignment constraints.*

Proof. Let a triangle $T \in \Delta$ represent job J_T and let edge $e \in E$ represent machines M_e . A job J_T can then be scheduled exactly to the three machines $M_{e_i}, M_{e_j}, M_{e_k}$ such that $e_i, e_j, e_k \in T$. Each job increases the load on its assigned machine by 1. The squared ℓ_2 -norm of the machine loads represents the objective value in problem (1). \square

Theorem 6 (Exact algorithm for optimal assignment). *The optimization problem (1) can be solved optimally in $O(|\Delta|^4)$ time.*

Proof. In [2], it was shown that minimizing the ℓ_2 norm when scheduling unit jobs on machines can be solved optimally in polynomial time. Specifically, for n jobs and m allowed job-machine assignment edges, they give an algorithm with running time $O(n^3 m)$. By Lemma 14, in our setting $n = |\Delta|$ and $m = 3|\Delta|$. \square

Computing the optimal solution becomes impractical for large $|\Delta|$. We therefore introduce Algorithm 2, a greedy method whose running time is linear in $|\Delta|$.

Algorithm 2 GREEDY ALGORITHM FOR COMPUTING ASSIGNMENT ρ

```

1: Initialize  $l(e) = 0 \quad \forall e \in E$ 
2: for  $T \in \Delta$  do
3:    $e = \arg \min_{e \in T} l(e)$ 
4:   Let  $v$  be the only node in  $T/e$ . Assign  $\rho(T) = v$ 
5:    $l(e) = l(e) + 1$ 
6: end for

```

Lemma 15. *Algorithm 2 has an approximation ratio of $3 + 2\sqrt{2}$ for the optimization problem (1).*

Proof. In [8], it was shown that the greedy algorithm attains a $1 + \sqrt{2}$ approximation ratio for the ℓ_2 norm. This implies an approximation ratio of $3 + 2\sqrt{2}$ for the squared ℓ_2 norm. \square

From the next theorem, we denote the minimum amount of C'_4 instances by C'_{OPT} for the graph (V, E) .

Theorem 7 (Approximation algorithm for optimal assignment). *The greedy algorithm is a $(2 + 2\sqrt{2})$ approximation for minimizing $\#C'_4$.*

Proof. Let l^* denote the loads in the optimal assignment:

$$C'_{OPT} = \sum_{e \in E} \binom{l^*(e)}{2} = \frac{1}{2} \sum_{e \in E} (l^*(e))^2 - \frac{1}{2} \sum_{e \in E} l^*(e).$$

By Theorem 15,

$$\frac{ALG}{OPT} \leq \frac{\frac{3+2\sqrt{2}}{2} \sum_{e \in E} (l^*(e))^2 - \frac{1}{2} \sum_{e \in E} l^*(e)}{\sum_{e \in E} (l^*(e))^2 - \frac{1}{2} \sum_{e \in E} l^*(e)} \leq 2 + 2\sqrt{2}$$

The second inequality follows from the fact that the ratio is maximized when $\sum_{e \in E} (l^*(e))^2 = \sum_{e \in E} l^*(e)$. \square

We can now strengthen Theorems 4 and 5 replacing $\#C'_4$ with C'_{OPT} . This refinement is possible because we operate under local weight differential privacy. In earlier work on local differential privacy, such as [18], such an improvement is not achievable, since the server does not know the graph structure.

Theorem 8 (Precision of Algorithm 1 under optimal assignment). *By the assignment obtained from Algorithm 2, the expected squared ℓ_2 -error of the biased estimator is*

$$O\left(\frac{d_{\max}}{\varepsilon_2^2} m + \frac{|\Delta|^2}{\varepsilon_1^2} + \frac{C'_{OPT}}{\varepsilon_1}\right),$$

while for the unbiased estimator it is

$$O\left(\frac{d_{\max}}{\varepsilon_1^4 \varepsilon_2^2} m + \frac{|\Delta|}{\varepsilon_1^3} + \frac{C'_{OPT}}{\varepsilon_1^3}\right).$$

V. EFFICIENT SMOOTH SENSITIVITY CALCULATION

In this section, we will use smooth sensitivity to ensure privacy during the second step of our algorithm. The second step publishes the local below-threshold count of $v \in V$. Previously, we saw the global sensitivity is in $O(d_v)$. This is due to the fact that the increase or decrease of a single edge weight affects at most $d_v - 1$ triangles and, therefore, might change all triangle weights from being less than λ to being at least λ or vice versa in the worst case. However, in most cases the sensitivity is way smaller. To capture this we use the following notion of local sensitivity.

Definition 9 (Local sensitivity [28]). *For a function $f : \mathbb{Z}^d \rightarrow \mathbb{R}$ and a weight vector $w \in \mathbb{Z}^d$, the local sensitivity of f at w is*

$$LS_f(w) = \max_{y: y \sim w} |f(w) - f(y)|$$

Local sensitivity depends on the input weight vector $w^v \in \mathbb{Z}^{d_v}$ associated with a vertex $v \in V$ of degree d_v . The β -smooth sensitivity is defined as follows:

Definition 10 (β -Smooth Sensitivity [28]). *For $\beta > 0$, the β -smooth sensitivity of f at w is defined as*

$$S_{f,\beta}^*(w) = \max_{y \in \mathbb{Z}^d} (LS_f(y) e^{-\beta \cdot d(w,y)})$$

We then give the definition of the smooth sensitivity query below.

Definition 11 (β -smooth sensitivity query [28], [36]). *For a function f , $\varepsilon_2 > 0$ and $\gamma > 1$, the following is defined as the β -smooth sensitivity query*

$$SM_f(w) = f(w) + \frac{2(\gamma - 1)^{\frac{\gamma-1}{\gamma}}}{\varepsilon_2} S_{f,\varepsilon_2/2(\gamma-1)}^*(w) \cdot Z$$

where Z is drawn from a probability distribution proportional to $1/(1 + |z|^\gamma)$. The smooth sensitivity mechanism satisfies ε_2 -differential privacy.

The mechanism remains valid for every $\gamma > 1$. However, for $\gamma \leq 3$ we currently do not know how to express $\text{Var}[Z]$ in closed form [17]. In this paper, we fix $\gamma = 4$, a choice for which $\text{Var}[Z] = 1$.

A. Properties of smooth sensitivity for f'_v

In this section, we give an algorithm that efficiently computes the β -smooth sensitivity of the local count function $f'_v(w^v)$ for a node $v \in V$ with incident weight vector $w^v \in \mathbb{Z}^d$. In this section, we analyze $f'_v(w^v)$ for the biased estimator. The smooth sensitivity for the unbiased estimator can be derived using the same principles with a minor modification to account for an additional edge case. The details for that calculation is given in Appendix A.

Let $E(v) = \{e \in E : v \in e\}$ denote the incident edges of v . We slightly adapt the notation for β -smooth sensitivity. Instead of maximizing over $y \in \mathbb{Z}^d$, we reparameterize using the difference $z = y - w$ to obtain that:

$$S_{f'_v,\beta}^*(w) = \max_{z \in \mathbb{Z}^d} (LS_f(w + z) e^{-\beta \cdot |z|})$$

Let $B := \{b \in \{-1, 0, 1\}^d : |b|_1 = 1\}$. We have that $w \sim w''$ if there exists $b \in B$ such that $w'' = w + b$. Hence,

$$S_{f'_v,\beta}^*(w) = \max_{b \in B} \max_{z \in \mathbb{Z}^d} |f'_v(w + z + b) - f'_v(w + z)| e^{-\beta \cdot |z|}$$

Assume i is the unique index with $b_i \neq 0$. If the weight of edge i increases (i.e., $b_i = 1$), then the local sensitivity is the number of triangles that contain edge i and whose total weight is $\lambda - 1$ in y . In $y + b$, each such triangle now has total weight λ and is therefore flipped to being above the threshold λ . Similarly, if the weight of edge i decreases (i.e., $b_i = -1$), then the local sensitivity is the number of triangles that contain edge i and whose total weight is λ in y .

In the following, for a node v , let Δ_v denote the set of triangles assigned to v , and for each $T \in \Delta_v$, let $T \subseteq E$ also denote the set of three edges forming that triangle. We analyze the case $b_i = 1$; the case $b_i = -1$ follows by a symmetric argument. Define $\Delta_v(i) = \{j \in E(v) \mid \exists \{i, j, k\} \in \Delta_v\}$. For an edge e , let $u(e)$ denote the endpoint of e distinct from v . In this setting, the local sensitivity is given by the following expression:

$$\max_{i \in E(v)} \max_{z \in \mathbb{Z}^d} \sum_{j \in \Delta_v(i)} 1\{w_j + z_j + w'_{u(i)u(j)} = \lambda - 1 - w_i - z_i\} e^{-\beta |z|}$$

We obtain this since $|f'_v(w + z + b) - f'_v(w + z)|$ equals the number of triangles that cross the threshold when the weight vector changes from $w + z$ to $w + z + b$, i.e., triangles that are below the threshold under $w + z$ but above it under $w + z + b$. Equivalently, it is the number of triangles incident to edge i whose weight sum under $w + z$ is exactly $\lambda - 1$, so that adding b increases the sum to λ .

Fix the index i . For all $j \in \Delta_v(i)$, let $c_j = w_j + w'_{u(i)u(j)}$. The smooth sensitivity for a fixed i and b becomes,

$$\max_{z \in \mathbb{Z}^d} \sum_{j \in \Delta_v(i)} 1\{c_j + z_j = \lambda - 1 - w_i - z_i\} e^{-\beta |z|} \quad (2)$$

We aim to solve optimization problem (2) by choosing z so that many of the values c_j are shifted to the target of $\lambda - 1 - w_i - z_i$. Figure 2 visualizes this setting.

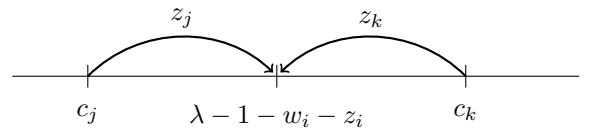


Fig. 2: Representation of smooth sensitivity as a problem of shifting values to a target

Lemma 16. *There is an optimal solution z to optimization problem 2 in which z_i satisfies $z_i = \lambda - 1 - w_i - c_j$ for some $j \in \Delta_v(i)$, or $z_i = 0$. Equivalently, there is an optimal solution whose target t is either $t = \lambda - 1 - w_i$ or $t = c_j$ for some $j \in \Delta_v(i)$.*

Proof. Assume z^* to be an optimal solution to optimization problem 2 such that $z_i^* \neq 0$ and $z_i^* \neq \lambda - 1 - w_i - c_j$ for all $j \in \Delta_v(i)$. Let $t^* = \lambda - 1 - w_i - z_i^*$ be the target in this

optimal assignment, and let the objective value be $k^*e^{-\beta|z^*|}$. This means we have k^* elements of c_j shifted to $\lambda-1-w_i-z_i$.

We now either show that all optimal solutions satisfy the claimed property or construct another optimal solution z satisfying it. We do so by shifting the target $t = \lambda-1-w_i-z_i$ and adjusting the values z_j so that the indicators $1\{c_j + z_j = \lambda-1-w_i-z_i\}$ remain unchanged for all $j \in \Delta_v(i)$.

Let $S_L^{t^*} = \{j \in [s] \mid c_j \leq t^* \wedge c_j + z_j^* = t^*\}$ be the set of values that are shifted from the left side of the target t^* , and let $l = |S_L^{t^*}|$ denote its size. Similarly, define $S_R^{t^*} = \{j \in [s] \mid c_j > t^* \wedge c_j + z_j^* = t^*\}$ to be the set of values shifted from the right side of the target t^* , and let $r = |S_R^{t^*}|$ be its size.

Consider the case where $l = r$. Without loss of generality, we assume $t^* < \lambda-1-w_i$. If there is j such that $t^* < c_j \leq \lambda-1-w_i$, we set t to smallest c_j in that range. Otherwise, we set t to $\lambda-1-w_i$. We then shift all k^* elements in the sets $S_L^{t^*}$ and $S_R^{t^*}$ to the target t . Let $\delta = t - t^*$ be the distance of the target shift. We obtain that:

$$\begin{aligned} |z| &= \sum_{c_j \in S_L^{t^*}} |z_j| + \sum_{c_j \in S_R^{t^*}} |z_j| + |z_i| \\ &\leq \sum_{c_j \in S_L^{t^*}} (|z_j^*| + \delta) + \sum_{c_j \in S_R^{t^*}} (|z_j^*| - \delta) + |z_i| \\ &< |z^*| + (l-r)\delta = |z^*|. \end{aligned}$$

For the second inequality, we use the fact that $|z_i| < |z_i^*|$. From this, we have $k^*e^{-\beta|z|} > k^*e^{-\beta|z^*|}$. This contradiction shows that for $l = r$, no such optimal solution z^* can exist and all optimal solutions must satisfy the property.

For $l > r$, we move the target t to the first c_j to the left of t^* . Since $l > r$, such a value must exist. We obtain that:

$$\begin{aligned} |z| &= \sum_{c_j \in S_L^{t^*}} |z_j| + \sum_{c_j \in S_R^{t^*}} |z_j| + |z_i| \\ &\leq \sum_{c_j \in S_L^{t^*}} (|z_j^*| - \delta) + \sum_{c_j \in S_R^{t^*}} (|z_j^*| + \delta) + |z_i| \\ &\leq (|z^*| + \delta) + (r-l)\delta \leq |z^*| \end{aligned}$$

Since z connects the same values as z^* and satisfies $|z| \leq |z^*|$, it achieves an objective value that is at least as good as that of z^* . In the case where $r < l$, we shift the target t to the first c_j located to the right of t^* . Applying the same reasoning as in the previous case confirms that z is indeed an optimal solution. \square

From Lemma 16, it is sufficient to iterate over $t \in c \cup \{\lambda-1-w_i\}$ and find the optimal value of the optimization 2 in order to compute the global optimum. We note that, for a fixed t and fixed number of shifted values $k = \sum_{j=1}^s 1\{c_j + z_j = \lambda-1-w_i-z_i\}$, it is optimal to shift the k -closest values in c to the target t . Let $d_t(j)$ be the j -th smallest distance from any value in c to target t and $s = |\Delta_v(i)|$. The optimal number of connected values k^* for target t is then given by

$$k^* = \arg \max_{k \in [s]} k e^{-\beta \sum_{j=1}^k d_t(j)}.$$

The idea of our algorithm is to iterate over every possible target t in non-decreasing order and compute k^* together with its objective value to compute the global maximum. The straightforward approach of iterating over every possible target t and possible k results in a running time of $O(d^2)$ for a fixed edge i . From now, we show how this running time can be reduced to $O(d \log^3 d)$. For simplicity, we denote $d_t(j)$ by $d(j)$ when the target t is fixed and clear from context.

Lemma 17. *Let $Obj(k) = k e^{-\beta \sum_{j=1}^k d_t(j)}$ for $k \in [s]$. We have that $Obj(k+1) \geq Obj(k)$ if and only if $k/(k+1) < e^{-\beta d(k+1)}$.*

Proof. When $Obj(k+1) \geq Obj(k)$, we have that

$$k e^{-\beta \sum_{j=1}^k d(j)} < (k+1) e^{-\beta \sum_{j=1}^{k+1} d(j)}.$$

This implies $k/(k+1) < e^{-\beta d(k+1)}$. \square

Since $e^{-\beta d(k+1)}$ is decreasing and $k/(k+1)$ is increasing for growing k we can use binary search to find the largest k for which this inequality is satisfied.

The evaluation of $k/(k+1) < e^{-\beta d(k+1)}$ requires the access to $d(k+1)$ so the $(k+1)$ -th closest distance to the current target. In the next section, we describe how to efficiently retrieve the distance.

B. Balanced binary search trees for efficient distance retrieval

Recall the vector c defined in the previous section. We use two balanced binary tree denoted T_L^t and T_R^t to dynamically store each value of the vector. In T_L^t , we store the distances from all points in c that lie to the left of t , that is, the values $t - c_j$ for all $c_j \leq t$. Similarly, in T_R^t , we store the distances from all points in c that lie to the right of t , that is, the values $c_j - t$ for all $c_j > t$. Each node in these trees stores both the size of its subtree and the sum of the keys in its subtree.

Let $d_{T_L^t}^t(k)$, $d_{T_R^t}^t(k)$ denote the k -th smallest distance stored in T_L^t and T_R^t . By exploiting standard operations in balanced binary search trees, $d_{T_L^t}^t(k)$ can be queried in $O(\log d)$ time. Likewise, $d_{T_R^t}^t(k)$ can be computed in $O(\log d)$ time.

To compute the global k -th smallest distance

$$d(k) = \min_{0 \leq l \leq k} \max\{d_{T_L^t}^t(l), d_{T_R^t}^t(k-l)\},$$

we perform a binary search over the number l of distances taken from T_L^t . The remaining $k-l$ distances are taken from T_R^t .

For any $0 \leq l \leq k$, if $d_{T_L^t}^t(l) > d_{T_R^t}^t(k-l)$, then either this choice of l is already optimal, or we must decrease l , since $d_{T_L^t}^t(l)$ is monotonically nondecreasing in l . Conversely, if $d_{T_L^t}^t(l) < d_{T_R^t}^t(k-l)$, we must increase l .

Therefore, a binary search on l finds the minimum $d(k)$ in $O(\log d)$ iterations, and each iteration takes $O(\log d)$ time.

Lemma 18. *Finding the optimal k^* for a fixed target t takes $O(\log^3 d)$ time.*

Proof. The computation consists of three nested binary searches. The first search is over the number of shifted values k , as stated in Lemma 17. Each iteration of this search requires

evaluating $d(k+1)$, which can be computed in $O(\log^2 d)$ time as described above. \square

C. Efficient computation of smooth-sensitivity

We now present Algorithm 3 to summarize the discussion in this section. We note that for better readability Algorithm 3 only handles the case that the weight of the edge $e \in E(v)$ is increased. For the case that w_e decreases by 1, the target value is set to $\lambda - w_e$ instead of $\lambda - w_e - 1$. We iterate over

Algorithm 3 EFFICIENT COMPUTATION OF SMOOTH SENSITIVITY

Input: $G = (V, E, w)$, $v \in V$, Δ_v , $\beta > 0$, threshold λ
Output: β -smooth sensitivity of f'_v

- 1: $s \leftarrow 0$ \triangleright Initialization
- 2: **for** $e \in E(v)$ **do**
- 3: $c \leftarrow \{w_j + w'_{ij} : j \in \Delta_v(e)\}$
- 4: $\mathcal{T} \leftarrow c \cup \{\lambda - 1 - w_e\}$ \triangleright Target set
- 5: Let $t_0 \leq \dots \leq t_d$ be the elements of \mathcal{T} .
- 6: We initialize T_L^t as a balanced binary tree containing only $\{t_0\}$, and T_R^t as a balanced binary tree containing the remaining elements $\mathcal{T} \setminus \{t_0\}$.
- 7: **for** $i \in \{0, \dots, d\}$ **do**
- 8: Find optimal z^* with k^* for target t_i . \triangleright Section V-B
- 9: $s \leftarrow \max \{s, k^* e^{-\beta |z^*|}\}$.
- 10: If $i \neq d$, remove t_{i+1} from T_R^t and insert it to T_L^t .
- 11: **end for**
- 12: **end for**
- 13: **return** s

the targets $t \in \mathcal{T}$ in nondecreasing order. For each target t , we apply the algorithm from Section V-B to determine the optimal number of values k^* that should be connected to t . If this yields a larger objective value, we update s . Finally, as we move to the next target, we update the binary trees T_L^t and T_R^t accordingly.

Theorem 9 (Computation time of Algorithm 3). *Algorithm 3 computes the β -smooth sensitivity for a node v with degree d in $O(d^2 \log^3 d)$ time.*

Proof. The node v has d incident edges and therefore the outer for loop is executed d times. Initializing the balanced binary search trees T_L^t and T_R^t , each containing at most d values, takes $O(d \log d)$ time. By Lemma 18, Line 8 runs in $O(\log^3 d)$ time. Updating the trees when moving to the next target consists of removing the minimum element of T_R^t and inserting it into T_L^t . Since both deletion and insertion in a balanced binary search tree take $O(\log d)$ time, each update costs $O(\log d)$. Hence, we obtain a total running time of $O(d^2 \log^3 d)$. \square

VI. EXPERIMENTS

In this section, we present experimental results on two graphs: one derived from telecommunication data collected in the city of Milan, Italy, and one produced by GAM, a web service for integrated transcriptional and metabolic

network analysis [24], [33]. The implementation used in our experiments is publicly available¹. All experiments were run on the SHIROKANE supercomputer, provided by the Human Genome Center, Institute of Medical Science, The University of Tokyo².

These experiments illustrate the empirical difference between the unbiased and biased estimators, and demonstrate how the use of smooth sensitivity reduces the average ℓ_2 error.

A. Dataset preparation

In 2014, Telecom Italia, in collaboration with several research institutions, organized the "Telecom Italia Big Data Challenge," releasing an anonymized telecommunications dataset for the city of Milan [4]. The dataset records aggregated communication intensity between geographic areas of Milan, which are partitioned into a 100×100 grid of equally sized cells. For every pair of areas, it reports the volume of telecommunication activity in 10-minute intervals.

In our analysis, we consider the 10-minute interval on Sunday, November 3, 2013, from 19:50 to 20:00 (local time). We assume that each base station serves a 6×6 block of cells, which yields a total of 278 base stations across the city. From this, we construct an undirected weighted graph in which each node corresponds to a radio base station, each edge represents a connection between two stations, and each edge weight is the number of calls between them. Under local weight differential privacy, the privacy of individual calls is protected. In particular, publishing the number of below-threshold triangles does not reveal whether a specific individual made a call, nor where that call took place.

Let I_e denote the interaction intensity associated with an edge $e \in E$ obtained from the dataset, and let L be the total number of calls that occurred during the selected 10-minute interval. We set

$$w_e = L \cdot \frac{I_e}{\sum_{e' \in E} I_{e'}}$$

for all $e \in E$. The total number of calls L is not explicitly reported in the challenge data. Assuming an average of two calls per person per day [20] and a population of approximately 1.3 million in Milan [4], we estimate $L \approx 20,000$ for a 10-minute interval. This estimate indicates that the number of edges m is much larger than L , so most edges obtain weight zero. We summarize the resulting graph, which we refer to as ML-TELE-278, in Table I.

B. Experiment settings

We evaluate four variants of Algorithm 1: *global-biased*, *global-unbiased*, *smooth-biased*, and *smooth-unbiased*. The *biased* variants apply Algorithm 1 with the biased estimator B'_T to compute the local below-threshold triangle counts, while the *unbiased* variants use the unbiased estimator U'_T .

¹Source code: <https://anonymous.4open.science/r/private-below-threshold-triangle-counting-BCC3>

²For hardware specifications, see https://supcom.hgc.jp/english/sys_const/system-main.html.

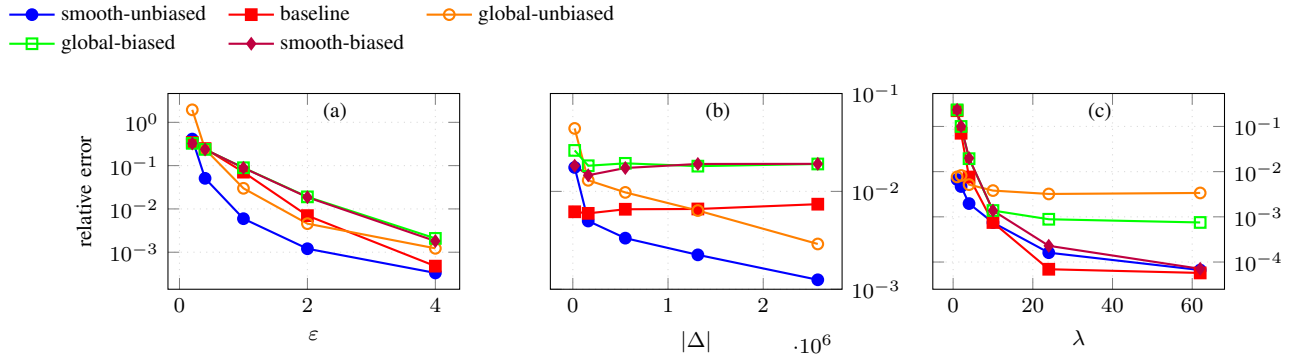


Fig. 3: Relative error across all methods under different settings for the input graph ML-Tele-278: (a) as a function of the privacy parameter ε , (b) as a function of the number of below-threshold triangles $|\Delta|$, (c) as a function of the threshold λ .

TABLE I: Experiment Dataset Overview

Property	ML-Tele-278	GMWCS
n	278	1618
m	38503	1847
$ \Delta $	3542276	132
$\max w_T$	214	-255
$\min w_T$	0	-522

For Step 2 (retrieving local counts), the *global* variants apply the Laplace query from Definition 6, and the *smooth* variants apply the smooth-sensitivity query from Definition 11. In all cases, we use Algorithm 2 to compute the assignment function $\rho : V \mapsto \Delta$.

We also compare these methods against a non-interactive baseline, referred to as *baseline*. In this approach, the central server requests the incident weight vector of each node v using the discrete Laplace mechanism, and then estimates the below-threshold triangle counts solely from the resulting noisy weights. This procedure is analogous to the shortest-path algorithm described in [32]. Unless stated otherwise, we fix $\lambda = 4$, which corresponds to the 90th percentile, i.e. 10% of the triangle have a weight of at least 4. This means that the triangles above the threshold are relatively heavy in this dataset. For privacy parameters, we use a total budget of $\varepsilon = 2$ for both the baseline and our method; in our method we split this as $\varepsilon_1 = \varepsilon_2 = 1$. A total privacy budget of 2 is standard in prior work on graph differential privacy [19], [17].

In our experiments, we executed each algorithmic variant 10 times and report the average relative error. The relative error is defined as $|r - p|/r$, where r is the true number of triangles below the threshold and p is the number of triangles reported by the algorithms. We selected 10 repetitions because this was sufficient to obtain stable estimates across all experimental settings we evaluated.

C. Experimental results for ML-Tele-278

In this section, we report the experimental results on ML-TELE-278. As shown in Figure 3, all algorithms, including the baseline, achieve meaningful accuracy on this dataset: the relative error is below 0.1 across almost all experiments. Despite the fact that the graph has very high degree and all

computations are performed centrally on the server rather than being distributed across nodes, the total runtime remains below five minutes even for the smooth-sensitivity mechanism. This demonstrates that the smooth-sensitivity approach introduced in Section V is both scalable and practical for large graphs.

a) *Varying the privacy budget ε* : We begin by examining how the privacy budget ε influences the relative error. For all two-step algorithms, we divide the budget evenly, i.e., $\varepsilon_1 = \varepsilon_2 = \varepsilon/2$. As shown in Figure 3(a), our algorithm with the unbiased estimator outperforms all other methods for almost all values of ε . In particular, for $\varepsilon \in \{1, 2\}$, it improves over the baseline by roughly two orders of magnitude. Consistent with the theoretical analysis, the smooth-sensitivity variant achieves about one order of magnitude smaller relative error than the global-sensitivity variant. The unbiased estimator is only worse than the biased estimator when $\varepsilon \ll 1$, which matches the theoretical dependence: the biased estimator has error on the order of ε^{-6} , whereas the unbiased estimator has error on the order of ε^{-2} . We observe that, for $\varepsilon = 4$, our unbiased algorithm and the baseline achieve comparable relative error. This is because a privacy budget of this size allows all methods to produce highly accurate estimates.

b) *Varying the number of triangles in the input graph $|\Delta|$* : Figure 3(b) reports the results as we vary the number of triangles $|\Delta|$ in the input graph. To obtain graphs with different values of $|\Delta|$, we uniformly sample vertex subsets of fixed size and run each algorithm on the induced subgraph. We consider $n \in \{100, 150, 200, 250\}$. Under this sampling procedure, the true triangle count grows linearly in $|\Delta|$, since each triangle is included with equal probability. The results show that the improvement provided by our unbiased estimator becomes more pronounced as the number of triangles increases. This is consistent with Theorem 4, which states that the biased estimator's squared ℓ_2 -error grows quadratically in $|\Delta|$, resulting in a constant relative ℓ_2 -error as depicted. Theorem 5 shows that the squared ℓ_2 -error of the unbiased estimator grows only linearly in $|\Delta|$. As a result, the relative error of the unbiased estimator is decreasing for growing $|\Delta|$, and its advantage becomes stronger on graphs with many triangles. We observe that the relative errors of both the biased estimator

and the baseline algorithm remain essentially constant as $|\Delta|$ increases. This is consistent with Theorem 4, which shows that their absolute errors grow linearly in $|\Delta|$. By contrast, the error of our unbiased estimator grows only on the order of $O(\sqrt{|\Delta|})$ (Theorem 5). As a result, its relative error decreases as $|\Delta|$ becomes larger.

c) *Varying the threshold λ* : We now evaluate performance as we vary the threshold λ , as summarized in Figure 3(c). Consistent with the trends in Figures 3(a) and 3(b), we observe roughly an order-of-magnitude improvement from the unbiased estimator, and an additional substantial improvement when using smooth sensitivity.

For large λ , the baseline performs nearly as well as our unbiased estimator with smooth sensitivity. This occurs because most triangle weights are very small; even after adding discrete Laplace noise to the edge weights, only a few triangles exceed a large threshold. In such regimes, the two-step algorithms still incur error from the second step, where Laplace noise is added to the below-threshold counts. This introduces a roughly constant error term, which becomes dominant when the true count above the threshold is very small.

D. Our results on GMWCS

We next evaluate our methods on a second graph, denoted GMWCS. We use the largest instance from the benchmark set of [24], which was also included in the *Generalized Maximum-Weight Connected Subgraph* (GMWCS) track of the *11th DIMACS Implementation Challenge in Collaboration with ICERM: Steiner Tree Problems*. The properties of this instance are summarized in Table I. Although this graph has more nodes than ML-TELE-278, it is extremely sparse. The average degree is only slightly above one, and it contains only 132 triangles. This setting is difficult for our algorithm: each node contributes noise, but the true below-threshold triangle count is very small. Moreover, Figure 3 already suggests that our approach performs less favorably on graphs with very few triangles. Nevertheless, Figure 4 shows that we can still release meaningful statistics. In particular, the biased estimator with smooth sensitivity achieves an average relative error that is not much larger than one. While the non-interactive baseline attains lower error than all variants of our algorithm, the gap is typically within a factor of five.

VII. CONCLUSION

In this work, we investigate the problem of counting below-threshold triangles in weighted graphs under local differential privacy, and we introduce a two-step algorithm to address this challenge. We develop both biased and unbiased estimators: the biased estimator incurs error that scales linear with the number of triangles, whereas the unbiased estimator substantially improves accuracy at the expense of a stronger dependence on the privacy budget. To further improve performance, we incorporate a preprocessing procedure that balances the triangle-counting workload across nodes and can be computed in time linear in the number of triangles. In addition, we present an efficient algorithm for computing

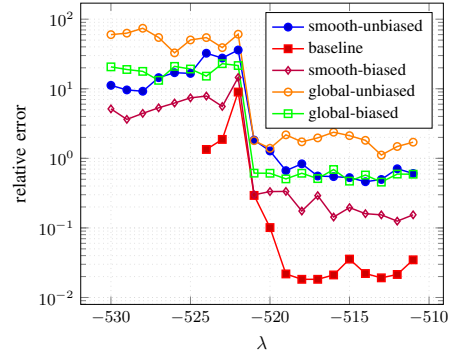


Fig. 4: Relative error for varying λ on the input graph GMWCS

smooth sensitivity, running in $O(d^2 \log^3 d)$ time for a node of degree d , enabling more practical noise calibration.

Finally, our experiments on real-world networks show that the proposed approach consistently outperforms a straightforward baseline, with the largest gains on larger graphs. Overall, these results provide a foundation for accurate subgraph counting in weighted graphs under local differential privacy and suggest natural extensions to more general subgraph statistics.

ACKNOWLEDGMENT

Kevin Pfisterer and Quentin Hillebrand are supported by JST SPRING, Grant Number JPMJSP2108. Vorapong Suppakitpaisarn is supported by JST NEXUS Grant Number Y2024L0906031 and KAKENHI Grant JP25K00369. Quentin Hillebrand is part of BARC, Basic Algorithms Research Copenhagen, supported by the VILLUM Foundation grant 54451. Quentin Hillebrand was also supported by a Data Science Distinguished Investigator grant from Novo Nordisk Fonden.

REFERENCES

- [1] Anders Aamand, Justin Y Chen, Mina Dalirrooyfard, Slobodan Mitrović, Yuriy Nevmyvaka, Sandeep Silwal, and Yinzhan Xu. Differentially private Gomory-Hu trees. In *NeurIPS 2025*, 2025.
- [2] Noga Alon, Yossi Azar, Gerhard J Woeginger, and Tal Yadid. Approximation schemes for scheduling. In *SODA 1997*, pages 493–500, 1997.
- [3] Sepehr Assadi, Michael Kapralov, and Sanjeev Khanna. A simple sublinear-time algorithm for counting arbitrary subgraphs via edge sampling. In *ITCS 2019*, pages 6:1–6:20, 2019.
- [4] Gianni Barlacchi, Marco De Nadai, Roberto Larcher, Antonio Casella, Cristiana Chitic, Giovanni Torrisi, Fabrizio Antonelli, Alessandro Vespignani, Alex Pentland, and Bruno Lepri. A multi-source dataset of urban life in the city of Milan and the province of Trentino. *Scientific Data*, 2(1):1–15, 2015.
- [5] Louis Betzer, Vorapong Suppakitpaisarn, and Quentin Hillebrand. Publishing number of walks and katz centrality under local differential privacy. In *UAI 2024*, 2024.
- [6] Greg Bodwin, Chengyuan Deng, Jie Gao, Gary Hoppenworth, Jalaj Upadhyay, and Chen Wang. The discrepancy of shortest paths. In *ICALP 2024*, pages 27:1–27:20, 2024.
- [7] Felipe T Brito, Victor AE Farias, Cheryl Flynn, Subhabrata Majumdar, Javam C Machado, and Divesh Srivastava. Global and local differentially private release of count-weighted graphs. *PACMOD 2023*, 1(2):1–25, 2023.
- [8] Ioannis Caragiannis. Better bounds for online load balancing on unrelated machines. In *SODA 2008*, pages 972–981, 2008.

- [9] Rishi Chandra, Michael Dinitz, Chenglin Fan, and Zongrui Zou. Differentially private algorithms for graph cuts: A shifting mechanism approach and more. In *SODA 2026*, 2026.
- [10] Justin Y Chen, Badih Ghazi, Ravi Kumar, Pasin Manurangsi, Shyam Narayanan, Jelani Nelson, and Yinzhao Xu. Differentially private all-pairs shortest path distances: Improved algorithms and lower bounds. In *SODA 2023*, pages 5040–5067, 2023.
- [11] Michael Dinitz, Chenglin Fan, Jingcheng Liu, Jalaj Upadhyay, and Zongrui Zou. A generalized binary tree mechanism for differentially private approximation of all-pair distances. *arXiv preprint arXiv:2504.03354*, 2025.
- [12] Cynthia Dwork, Frank McSherry, Kobbi Nissim, and Adam Smith. Calibrating noise to sensitivity in private data analysis. In *TCC 2006*, pages 265–284, 2006.
- [13] Talya Eden, Quanquan C Liu, Sofya Raskhodnikova, and Adam Smith. Triangle counting with local edge differential privacy. *Random Structures & Algorithms*, 66(4):e70002, 2025.
- [14] Badih Ghazi, Pritish Kamath, Ravi Kumar, and Pasin Manurangsi. Anonymized histograms in intermediate privacy models. *Advances in Neural Information Processing Systems*, 35:8456–8468, 2022.
- [15] Arpita Ghosh, Tim Roughgarden, and Mukund Sundararajan. Universally utility-maximizing privacy mechanisms. In *STOC 2009*, pages 351–360, 2009.
- [16] Michael Hay, Chao Li, Gerome Miklau, and David Jensen. Accurate estimation of the degree distribution of private networks. In *ICDM 2009*, pages 169–178, 2009.
- [17] Quentin Hillebrand, Vorapong Suppakitpaisarn, and Tetsuo Shibuya. Communication cost reduction for subgraph counting under local differential privacy via hash functions. *Transaction on Machine Learning Research*, 2025.
- [18] Quentin Hillebrand, Vorapong Suppakitpaisarn, and Tetsuo Shibuya. Cycle counting under local differential privacy for degeneracy-bounded graphs. In *STACS 2025*, pages 49:1–49:22, 2025.
- [19] Jacob Imola, Takao Murakami, and Kamalika Chaudhuri. Locally differentially private analysis of graph statistics. In *USENIX Security 2021*, pages 983–1000, 2021.
- [20] Chaogui Kang, Yu Liu, Xiujun Ma, and Lun Wu. Towards estimating urban population distributions from mobile call data. *Journal of Urban Technology*, 19(4):3–21, 2012.
- [21] Shiva Prasad Kasiviswanathan, Homin K. Lee, Kobbi Nissim, Sofya Raskhodnikova, and Adam Smith. What can we learn privately? *SIAM Journal on Computing*, 40(3):793–826, 2011.
- [22] Zening Li, Rong-Hua Li, and Fusheng Jin. Triangle counting over signed graphs with differential privacy. In *ICDE 2025*, pages 2094–2106, 2025.
- [23] Jingcheng Liu, Jalaj Upadhyay, and Zongrui Zou. Optimal bounds on private graph approximation. In *SODA 2024*, pages 1019–1049, 2024.
- [24] Alexander A Loboda, Maxim N Artyomov, and Alexey A Sergushichev. Solving generalized maximum-weight connected subgraph problem for network enrichment analysis. In *WABI 2016*, pages 210–221, 2016.
- [25] Ron Milo, Shai Shen-Orr, Shalev Itzkovitz, Nadav Kashtan, Dmitri Chklovskii, and Uri Alon. Network motifs: simple building blocks of complex networks. *Science*, 298(5594):824–827, 2002.
- [26] Pranay Munda, Charalampos Papamanthou, Julian Shun, and Quanquan C. Liu. Practical and accurate local edge differentially private graph algorithms. *Proc. VLDB Endow.*, 18(11):4199–4213, 2025.
- [27] Mark EJ Newman. Random graphs with clustering. *Physical Review Letters*, 103(5):058701, 2009.
- [28] Kobbi Nissim, Sofya Raskhodnikova, and Adam Smith. Smooth sensitivity and sampling in private data analysis. In *STOC 2007*, pages 75–84, 2007.
- [29] Jiayu Qin, Gang Mei, and Lei Xiao. Building the traffic flow network with taxi gps trajectories and its application to identify urban congestion areas for traffic planning. *Sustainability*, 13(1):266, 2020.
- [30] Zhan Qin, Ting Yu, Yin Yang, Issa Khalil, Xiaokui Xiao, and Kui Ren. Generating synthetic decentralized social graphs with local differential privacy. In *CCS 2017*, pages 425–438, 2017.
- [31] Jari Saramäki, Mikko Kivelä, Jukka-Pekka Onnela, Kimmo Kaski, and Janos Kertesz. Generalizations of the clustering coefficient to weighted complex networks. *Physical Review E—Statistical, Nonlinear, and Soft Matter Physics*, 75(2):027105, 2007.
- [32] Adam Sealfon. Shortest paths and distances with differential privacy. In *PODS 2016*, pages 29–41, 2016.
- [33] Alexey A Sergushichev, Alexander A Loboda, Abhishek K Jha, Emma E Vincent, Edward M Driggers, Russell G Jones, Edward J Pearce, and Maxim N Artyomov. GAM: A web-service for integrated transcriptional and metabolic network analysis. *Nucleic acids research*, 44(W1):W194–W200, 2016.
- [34] Vorapong Suppakitpaisarn, Donlapark Ponnoprat, Nicha Hirankarn, and Quentin Hillebrand. Counting graphlets of size k under local differential privacy. In *AISTATS 2025*, pages 5005–5013, 2025.
- [35] Wen Xu, Pengpeng Qiao, Shang Liu, Zhirun Zheng, Yang Cao, and Zhetao Li. Continuous publication of weighted graphs with local differential privacy. *Proc. VLDB Endow.*, 18(11):4214–4226, 2025.
- [36] Akito Yamamoto and Tetsuo Shibuya. Differentially private selection using smooth sensitivity. In *IPCCC 2024*, pages 1–10. IEEE, 2024.
- [37] Jiani Zhu, Xi Lin, Yuxin Qi, Gaolei Li, Chaofeng Zhang, and Jianhua Li. Local differential private spatio-temporal dynamic graph learning for wireless social networks. In *WCNC 2024*, pages 1–6. IEEE, 2024.
- [38] Zongrui Zou, Jingcheng Liu, and Jalaj Upadhyay. Almost linear time differentially private release of synthetic graphs. In *AISTATS 2025*, pages 289–297, 2025.

APPENDIX

We recall the following notations. For a node $v \in V$, let $E(v) = \{v \in e : e \in E\}$ denote the set of incident edges. For each $i \in E(v)$, let $\Delta_v(i) = \{j \in E(v) : \exists \{i, j, k\} \in \Delta_v\}$ denote the set of incident edge indices that form a triangle together with edge i and a non-incident edge of v . Moreover, let $u(i)$ and $u(j)$ denote the other endpoints of edges i and j , respectively.

In this section, we provide the smooth sensitivity algorithm from Section V for the unbiased estimator U'_T . We first recall the reparameterized definition of the smooth sensitivity for the count of local below-threshold triangles f'_v .

$$S_{f'_v, \beta}^*(w) = \max_{b \in B} \max_{z \in \mathbb{Z}^d} |f'_v(w + z + b) - f'_v(w + z)| e^{-\beta \cdot |z|}$$

Here, $b = (b_j)_{j \in E(v)}$ is a vector with exactly one nonzero entry, where $b_j \in \{-1, 0, 1\}$. It specifies which edge weight is increased or decreased by one. Section E iterates over all $2d$ possible choices of b . We then consider the case when b is fixed. Suppose that i is the index of b such that $b_i \neq 0$.

With these definitions, we expand the formulation of the smooth sensitivity explicitly for the unbiased estimator and a fixed i :

$$\max_{z \in \mathbb{Z}^d} \left| \sum_{j \in \Delta_v(i)} y(j) \right| e^{-\beta \cdot |z|} \quad (3)$$

where $y(j) = U'_T(w_T + z_j + z_i + b_i) - U'_T(w_T + z_j + z_i)$ represents the contribution of $j \in \Delta_v(i)$ to the sum. We compute the maximum corresponding to a positive sum and a negative sum separately and take the maximum of the two in order to evaluate the absolute value:

$$\max \left\{ \max_{z \in \mathbb{Z}^d} \sum_{j \in \Delta_v(i)} y(j) e^{-\beta \cdot |z|}, \max_{z \in \mathbb{Z}^d} - \sum_{j \in \Delta_v(i)} y(j) e^{-\beta \cdot |z|} \right\}$$

We refer to these as the objective functions with positive and negative sum contribution, respectively. In the following we fix $b_i = 1$, the same arguments and algorithm can be applied to the case $b_i = -1$.

A. Optimal solution for positive sum contribution

In this section, we analyze the case where the sum contributes positively to the objective function:

$$\max_{z \in \mathbb{Z}^d} \sum_{j \in \Delta_v(i)} y(j) e^{-\beta \cdot |z|} \quad (4)$$

In the biased setting, the difference between the two estimators $y(j)$ for each $j \in \Delta_v(i)$ takes values in $\{0, 1\}$, corresponding to whether a triangle flips or remains unchanged. In contrast, in the unbiased setting, $y(j)$ may attain three distinct values. For $b_i = 1$, the possible values are 0 , $\frac{p}{(1-p)^2}$, and $-1 - \frac{2p}{(1-p)^2}$. We introduce the shorthand $x = \frac{p}{(1-p)^2}$ to simplify notation. We note that

Let $c = (w_j + w_{u(i)u(j)})_{j \in \Delta_v(i)}$ denote the partial triangle weights, and define $t_i = \lambda - 1 - w_i - z_i$ as the target value. We partition the index set $\Delta_v(i)$ into three disjoint subsets

M, N, O . Specifically, M denotes the set of values adjacent to the target:

$$M = \{j \in \Delta_v(i) : c_j = t_i - 1 \vee c_j = t_i + 1\}$$

The set N consists of values exactly on the target:

$$N = \{j \in \Delta_v(i) : c_j = t_i\}.$$

Finally, O contains all remaining values:

$$O = \{j \in \Delta_v(i) : c_j < t_i - 1 \vee c_j > t_i + 1\}.$$

By construction, the sets M , N , and O form a partition of $\Delta_v(i)$.

Lemma 19. *For a solution z to optimization problem (4) with $j \in \Delta_v(i)$ and $z_j = 0$, the contribution $y(j)$ satisfies*

$$y(j) = \begin{cases} x & \text{if } j \in M \\ -1 - 2x & \text{if } j \in N \\ 0 & \text{if } j \in O \end{cases}$$

Proof. Under the assumption $z_j = 0$, the contribution of index j simplifies to

$$y(j) = U'_T(c_j + w_i + z_i + 1) - U'_T(c_j + w_i + z_i).$$

Consider first $j \in M$ with $c_j = t_i - 1$. In this case, we obtain

$$U'_T(t_i - 1 + w_i + z_i + 1) - U'_T(t_i - 1 + w_i + z_i).$$

Substituting the definition of t_i yields

$$U'_T(\lambda - 1) - U'_T(\lambda - 2) = x.$$

For $j \in N$, the contribution evaluates to $y(j) = U'_T(\lambda) - U'_T(\lambda - 1) = -1 - 2x$. Finally, for $j \in O$, both $U'_T(c_j + w_i + z_i + 1)$ and $U'_T(c_j + w_i + z_i)$ are equal to zero, implying $y(j) = 0$. \square

B. Finding optimal shift sets

We now determine how to set the values z_j for each of the sets M , N , and O . Let k_a , for $a \in \{M, N, O\}$, denote the number of values shifted from set a . We say that a value c_j is shifted if $y(j) > 0$.

1) *Shifting values from M :* We first show that every value in M is necessarily shifted.

Lemma 20. *In any optimal solution z^* , it holds that, for all $j \in M$, $z_j^* = 0$ and $y(j) = x$.*

Proof. Let $j \in M$ and consider $z_j = 0$. By Lemma 19, the contribution of j is $y(j) = x$. Moreover, this is the maximum possible contribution of a single value. Increasing z_j strictly decreases the objective value due to the multiplicative factor $e^{-\beta|z|}$. Hence, in any optimal solution, it is optimal to set $z_j = 0$ for all $j \in M$. \square

Consequently, it is always optimal to set $z_j = 0$ for all $j \in M$, and we have $k_M = |M|$.

2) *Shifting values from N* : Next, we show that it is always optimal to shift all values in N before shifting any value from O .

Lemma 21. *Let z^* be an optimal solution. If there exists $j \in N$ such that $|z_j^*| \neq 1$, then, for all $o \in O$, $z_o^* = 0$.*

Proof. Let $o \in O$ such that $z_o^* \neq 0$, and assume there exists $n \in N$ with $|z_n^*| \neq 1$. We first consider the case $z_n^* = 0$. Then, n contributes $-1 - 2x$ to the sum, while o contributes x , yielding

$$\sum_{j \in \Delta_i(v)} y(j) = \sum_{j \in \Delta_i(v) \setminus \{o, n\}} y(j) + x - 1 - 2x.$$

We construct a new solution z' by setting $z'_j = z_j^*$ for all $j \in \Delta_i(v) \setminus \{o, n\}$, $z'_o = 0$, and $z'_n = 1$. Clearly, $|z'_j| \leq |z_j^*|$. Moreover, o now contributes 0, while n contributes x , giving

$$\sum_{j=1}^s y(j) = \sum_{j \in \Delta_i(v) \setminus \{o, n\}} y(j) + x,$$

which strictly improves the objective value, contradicting the optimality of z^* . If instead $|z_n^*| > 1$, then n contributes 0 to the sum. Decreasing $|z_n^*|$ to 1 causes n to contribute x , which again improves the objective value. \square

Lemma 21 implies that all values in N must be shifted before any value in O is shifted. We now determine the optimal number of values shifted from N .

We begin with the solution z such that $z_j = 0$ for all $j \in \Delta_i(v)$. In this configuration, values in M contribute x , values in N contribute $-1 - 2x$, and values in O contribute 0. Shifting a value from N changes its contribution from $-1 - 2x$ to x . Thus, the objective function as a function of k_N is

$$(|M| + k_N)x + (|N| - k_N)(-1 - 2x)e^{-\beta(k_N + |z_i|)}$$

Since $|z|$ is fixed when optimizing over k_N , the factor $e^{-\beta|z_i|}$ is a positive constant independent of k_N and therefore does not affect the maximizer of the objective function. Hence, rewriting this expression yields

$$obj(k_N) = (|M|x + (-1 - 2x)|N| + (1 + 3x)k_N)e^{-\beta k_N}.$$

Let $A = |M|x + (-1 - 2x)|N|$ and $B = 1 + 3x$, and define $obj(k_N) = (A + Bk_N)e^{-\beta k_N}$. Differentiating with respect to k_N gives

$$\frac{d}{dk_N} obj(k_N) = (B - \beta(A + Bk_N))e^{-\beta k_N}.$$

Since $e^{-\beta k_N} > 0$ for all k_N , the unique root satisfies $B - \beta(A + Bk_N) = 0$, yielding

$$k_N = \frac{1}{\beta} - \frac{A}{B}.$$

Substituting A and B gives

$$k_N^* = \frac{1}{\beta} + \frac{|M|x + (-1 - 2x)|N|}{1 + 3x},$$

which identifies the point beyond which shifting additional values from N is no longer beneficial. Since k_N may be

fractional, we select either $\lfloor k_N \rfloor$ or $\lceil k_N \rceil$, depending on which yields a higher objective value. If $k_N < |N|$, we found the optimal solution, otherwise, we proceed to shift values from O .

3) *Shifting values from O* : We first show that any shifted value from O is always shifted to the closer of $t_i - 1$ or $t_i + 1$.

Lemma 22. *Let z^* be an optimal solution and let $j \in O$ with $z_j^* \neq 0$. Then*

$$|z_j^*| = \min\{|c_j - t_i - 1|, |c_j - t_i + 1|\}.$$

Proof. If $z_j^* \neq t_i - 1 - c_j$ and $z_j^* \neq t_i + 1 - c_j$, then $y(j) \leq 0$ implies that setting $z_j = 0$ results in a strictly higher objective value. For both choices $z_j^* = t_i - 1 - c_j$ and $z_j^* = t_i + 1 - c_j$, the contribution is $y(j) = x$. Among these, the choice minimizing $|z_j^*|$ maximizes the objective, proving the claim. \square

We now describe how to determine the optimal number of values shifted from O . We note that it is optimal to shift the values from O in increasing order of their distance to $t_i - 1$ or $t_i + 1$. At this stage, the sets M and N are fixed, and all values in $M \cup N$ contribute x . Shifting k_O values from O yields the objective value

$$obj(k_O) = x(k_O + |N| + |M|)e^{-\beta(|N| + \sum_{j=1}^{k_O} d_t(j))}$$

where $d_t(j)$ denotes the j -th closest distance from a value of O to $t - 1$ or $t + 1$ and we drop the constant factor of $e^{-\beta|z_i|}$.

Lemma 23. *Let k denote the number of values shifted from O . The $(k + 1)$ -st value is shifted if and only if*

$$\frac{k + |M| + |N|}{k + |M| + |N| + 1} < e^{-\beta d_t(k+1)}.$$

Proof. The condition $obj(k + 1) > obj(k)$ is equivalent to

$$\begin{aligned} x(k + 1 + |M| + |N|)e^{-\beta(\sum_{j=1}^{k+1} d_t(j))} \\ > x(k + |M| + |N|)e^{-\beta(\sum_{j=1}^k d_t(j))}, \end{aligned}$$

which simplifies to the stated inequality. \square

Since $|M|$ and $|N|$ are fixed, the left-hand side of the inequality is monotonically decreasing in k , while the right-hand side is monotonically non-increasing. Thus, we can use binary search to find the largest value of k for which the inequality holds and shift $k + 1$ values from O in the optimal solution.

Finally, we show that it suffices to consider only a linear number of target values.

Lemma 24. *There exists an optimal solution z such that $z_i = \lambda - w_i - c_j$, $z_i = \lambda - 1 - w_i - c_j$, or $z_i = \lambda - 2 - w_i - c_j$ for some $j \in [s]$, or $z_i = 0$. Equivalently, there exists an optimal solution with target t such that $t = c_j$, $t = c_j - 1$, or $t = c_j + 1$ for some $j \in [s]$, or $t = \lambda - 1 - w_i$.*

Proof. Let z^* be an optimal solution that does not satisfy the stated property, and let t^* denote its target. By construction, $|t^* - c_j| \geq 2$ for all $j \in [s]$, implying that the sets M and N are empty. In this case, the same arguments as in Lemma 16 apply

here, and we are able to generate another optimal solution z' from z^* that satisfies the claim. \square

The preceding lemma implies that it suffices to consider $O(d)$ distinct values for z_i . Thus, we can iterate over all candidate values while maintaining an efficient overall algorithm.

C. Optimal solution for negative sum contribution

We now consider the case in which the sum contributes negatively to the objective function:

$$\max_{z \in \mathbb{Z}^d} \sum_{j \in \Delta_v(i)} -y(j)e^{-\beta|z|}. \quad (5)$$

We reuse the definitions of the sets M , N , and O introduced in the analysis of the positive contribution case. By Lemma 19, for a solution z with $z_j = 0$ for all $j \in \Delta_v(i)$, the contributions satisfy $-y(j) = -x$ for $j \in M$, $-y(j) = 1 + 2x$ for $j \in N$, and $-y(j) = 0$ for $j \in O$. Consequently, in the negative contribution case, the roles of the sets M and N are effectively reversed.

Lemma 25. *In any optimal solution z^* , it holds that for all $j \in N$, $z_j^* = 0$ and $-y(j) = 1 + 2x$.*

Proof. Let $j \in N$. Setting $z_j^* = 0$ yields the maximum possible contribution of $1 + 2x$ to the sum. Any choice with $z_j^* \neq 0$ decreases the objective value in (5) due to $e^{-\beta|z|}$. \square

An argument analogous to that of Lemma 21 applies to the sets M and O in this setting. Specifically, values from M must be shifted before any value from O is shifted. Let $0 \leq k_M \leq |M|$ denote the number of values shifted from M . Each shifted value from N and M contributes $1 + 2x$, while the remaining unshifted values in M contribute $-x$. Shifting k_M values from M results in $|z| = k_M$. The objective function, without constant factor $e^{-\beta|z|}$, as a function of k_M is therefore given by

$$\text{obj}(k_M) = ((1 + 2x)(|N| + k_M) - x(|M| - k_M))e^{-\beta k_M}.$$

Maximizing this expression yields an optimal number of shifted values

$$k_M^* = \frac{1}{\beta} - \frac{(1 + 2x)|N| - x|M|}{1 + 3x}.$$

Evaluating the objective function at the neighboring integer values of k_M^* identifies the optimal number of values shifted from M . Finally, we consider shifting values from O . Let k_O denote the number of values shifted from O . The objective function can be written as

$$\text{obj}(k_O) = (1 + 2x)(k_O + |N| + |M|)^{-\beta(|M| + \sum_{j=1}^{k_O} d_t(j))},$$

where $d_t(j)$ denotes the j -th smallest distance from the target t . In contrast to the positive contribution case, where distances were measured relative to $t - 1$ and $t + 1$, distances here are taken with respect to t . Using the same argument as in Lemma 23, we apply binary search to find the largest value k satisfying

$$\frac{k + |M| + |N|}{k + |M| + |N| + 1} < e^{-\beta d_t(k+1)}.$$

The optimal solution then shifts $k_O = k + 1$ values from O .

D. Efficient distance retrieval

The computation of k_O^* requires access to the k -th smallest distance to $t - 1$ or $t + 1$ for problem (4) and t for problem (5). Moreover, evaluating the objective function for k_O^* requires the sum of the k smallest distances to the respective target points. In the following, we introduce a data structure that supports these operations efficiently for the two target points $t - 1$ and $t + 1$. The same approach can be adapted in a straightforward manner to obtain a data structure that maintains distances with respect to a single target t .

Let $p = (p_0, \dots, p_{n-1})$ be a sorted array of integers with $p_i \leq p_{i+1}$ for all i . For a target $t \in \mathbb{Z}$, define the double-target distance

$$d_t(x) := \min(|x - (t - 1)|, |x - (t + 1)|).$$

The data structure $D(p, t)$ supports: (i) retrieval of the k -th smallest distance, (ii) retrieval of the sum of the k smallest distances, and (iii) target updates.

1) *Initialization:* We partition p into regions according to its relation to the values $t - 1$, t , and $t + 1$. Define the indices

$$\begin{aligned} \ell_0 &= \min\{i \mid p_i \geq t - 1\}, & \ell_1 &= \min\{i \mid p_i > t - 1\}, \\ r_0 &= \min\{i \mid p_i \geq t + 1\}, & r_1 &= \min\{i \mid p_i > t + 1\}. \end{aligned}$$

These indices partition p into five disjoint regions: $p_i < t - 1$, $p_i = t - 1$, $p_i = t$, $p_i = t + 1$, and $p_i > t + 1$. Additionally, we compute the prefix-sum array $a = (a_1, \dots, a_n)$ with $a_i := \sum_{j=0}^{i-1} p_j$.

2) *Retrieving k -th closest Distance:* Let $z := (\ell_1 - \ell_0) + (r_1 - r_0)$ define the number of points on $t - 1$ or $t + 1$, and let $m := r_1 - \ell_0$ define the number of points on t . The $\text{KthDistance}(k)$ operation proceeds in three phases:

- 1) If $k \leq z$, return 0.
- 2) Else if $k \leq z + m$, return 1.
- 3) Otherwise, let $k' := k - z - m$ and consider only indices $i < \ell_0$ and $i \geq r_1$.

The remaining distances form two sorted sequences. We select k' elements by choosing l elements from the left region and $k' - l$ from the right region. The maximum selected distance is

$$f(l) := \max((t - 1) - p_{\ell_0 - l}, p_{r_1 + (k' - l) - 1} - (t + 1)).$$

The left term of $f(l)$ increases with l , while the right term decreases with l . Thus, the minimizing value of $f(l)$ (corresponding to the k -th smallest distance) can be found via binary search.

3) *Sum of k Closest Distances:* The sum of the k smallest distances is computed using the same split point l obtained during the execution of $\text{KthDistance}(k)$. Equivalently to the KthDistance function, let $z := (\ell_1 - \ell_0) + (r_1 - r_0)$ define the number of points on $t - 1$ or $t + 1$, and let $m := r_1 - \ell_0$ define the number of points on t . Elements at distance zero contribute nothing to the sum, while m elements at distance

one contribute exactly their count. The remaining contributions are computed using prefix sums.

Let l denote the number of selected elements from the left region. The l closest values to $t - 1$ among those satisfying $p_i < t - 1$ are stored in the index interval $(\ell_0 - l, \ell_0 - 1)$. The sum of their distances to $t - 1$ is therefore

$$\sum_{i=\ell_0-l}^{\ell_0-1} ((t-1) - p_i) = l \cdot (t-1) - (a[\ell_0] - a[\ell_0 - l]).$$

The remaining $r = k - l - m - z$ elements are taken from the right region. The r closest values to $t + 1$ among those satisfying $p_i > t + 1$ are stored in the index interval $(r_1, r_1 + r - 1)$. Their contribution to the distance sum is given by

$$\sum_{i=r_0}^{r_0+r} (p_i - (t+1)) = (a[r_1 + r] - a[r_1]) - r \cdot (t+1)$$

Combining all contributions yields the sum of the k closest distances to either $t - 1$ or $t + 1$:

$$m + l \cdot (t-1) - (a[\ell_0] - a[\ell_0 - l]) + (a[r_1 + r] - a[r_1]) - r \cdot (t+1).$$

4) *Target Updates:* For an update of the target to t' , recomputing the indices ℓ_0, ℓ_1, r_0, r_1 via binary search restores all invariants.

Lemma 26. *Initialization takes $O(n)$ time. Each of KthDistance, SumKDistances, and UpdateTarget runs in $O(\log n)$ time.*

Proof. Initialization requires a scan of p to compute the prefix-sum array a , giving a complexity of $O(n)$. For KthDistance, SumKDistances, and UpdateTarget each requires a binary search dominating the costs. Therefore, for each operation the running time is bounded by $O(\log n)$. \square

E. Algorithm

In this subsection, we present Algorithm 4, which computes the β -smooth sensitivity of f'_v for the unbiased estimator U'_T . The algorithm explicitly handles the case $b_i = 1$; the case $b_i = -1$ is treated analogously by using the initial target $\lambda - w_e$ instead of $\lambda - 1 - w_e$.

For each incident edge $e \in E(v)$, the algorithm computes the partial triangle weights c and constructs the set of candidate target values \mathcal{T} which is processed in sorted order. For each target, the algorithm computes the optimal solution to the optimization problems (4) and (5). In the positive contribution case, a double-target distance data structure is used to determine the optimal number of shifted values from N , and, if necessary, from O via binary search. The negative contribution case is handled analogously using a single-target distance data structure, first optimizing over M and then over O . In both cases, targets are updated efficiently between iterations. The algorithm returns the maximum objective value over all incident edges and candidate targets. We now analyze the running time of the proposed algorithm by first bounding the cost of computing the optimal solution for a fixed incident edge and a fixed contribution sign.

Algorithm 4 CALCULATION OF SMOOTH SENSITIVITY WITH UNBIASED ESTIMATOR

Input: $G = (V, E, w)$, $v \in V$, Δ_v , $\beta > 0$
Output: β -smooth sensitivity of f'_v

- 1: $s \leftarrow 0$ \triangleright Initialization
- 2: **for** $e \in E(v)$ **do**
- 3: $c \leftarrow \{w_j + w'_{ij} : j \in \Delta_v(e)\}$
- 4: $\mathcal{T} \leftarrow \{c_j + \delta : c_j \in c, \delta \in \{-1, 0, 1\}\} \cup \{\lambda - 1 - w_e\}$ \triangleright Target Set
- 5: Let $t_0 \leq \dots \leq t_d$ be the elements of \mathcal{T} .
 Solve Problem (4):
- 6: Initialize double target data structure $Dt(c, t_0)$.
- 7: **for** $i \in \{0, \dots, |\mathcal{T}| - 1\}$ **do**
- 8: Find optimal number of values shifted from N .
- 9: If $k_N^* < |N|$, update s if necessary and move to t_{i+1} .
- 10: Find optimal k_O^* with binary search.
- 11: Update global maximum s if necessary.
- 12: Advance target in Dt to t_{i+1} .
- 13: **end for**
- 14: Solve Problem (5):
- 15: Initialize single target data structure $Ds(c, t_0)$.
- 16: **for** $i \in \{0, \dots, |\mathcal{T}| - 1\}$ **do**
- 17: Find optimal number of values shifted from M .
- 18: If $k_M^* < |M|$, update s if necessary and move to t_{i+1} .
- 19: Find optimal k_O^* with binary search.
- 20: Update global maximum s if necessary.
- 21: Advance target in Ds to t_{i+1} .
- 22: **end for**
- 23: **return** s

Lemma 27. *The optimal solutions to optimization problems (4) and (5) can be computed in $O(d \log^2 d)$ time.*

Proof. We analyze the running time for a fixed incident edge and a fixed sign of the contribution.

The computation begins by initializing the corresponding target-distance data structure, which requires $O(d)$ time. The algorithm then iterates over $O(d)$ candidate target values. In each iteration, the optimal number of shifted values from N (or M in the negative case) is computed in constant time. If necessary, the optimal number of shifted values from O is determined via a binary search over an interval of size $O(d)$. Each step of the binary search performs a distance query on the data structure, which takes $O(\log d)$ time. Consequently, determining the optimal number of shifted values from O requires $O(\log^2 d)$ time per target. Finally, updating the target in the data structure between consecutive iterations requires $O(\log d)$ time. Combining these bounds, each iteration costs $O(\log^2 d)$ time, and over $O(d)$ target values the total running time is $O(d \log^2 d)$. \square

Using this bound, we next derive the overall running time of Algorithm 4.

Theorem 10 (Running time). *Algorithm 4 computes the β -smooth sensitivity of f'_v for a node $v \in V$ of degree d in $O(d^2 \log^2 d)$ time.*

Proof. Algorithm 4 iterates over all incident edges $e \in E(v)$, of which there are at most d . For each such edge, the algorithm performs an initialization step followed by the computation of both the positive and negative sum contributions.

For a fixed edge e , the initialization requires enumerating all triangles containing e and computing the corresponding partial triangle weights. Since $|\Delta_v(e)| \leq d$, this step requires $O(d)$ time to collect the values and $O(d \log d)$ time to sort them.

By Lemma 27, the computation of the optimal solution for the positive contribution and for the negative contribution each requires $O(d \log^2 d)$ time. Thus, the total time per incident edge is $O(d \log^2 d)$.

For d incident edges, this results in an overall running time of $O(d^2 \log^2 d)$. \square