

# Device-Native Autonomous Agents for Privacy-Preserving Negotiations

1<sup>st</sup> Joyjit Roy  
*IEEE Member*  
 Austin, Texas, USA  
 joyjit.roy.tech@gmail.com

2<sup>nd</sup> Samaresh Kumar Singh  
*IEEE Senior Member*  
 Leander, Texas, USA  
 ssam3003@gmail.com

**Abstract**—Automated negotiations in insurance and business-to-business (B2B) commerce encounter substantial challenges. Current systems force a trade-off between convenience and privacy by routing sensitive financial data through centralized servers, increasing security risks, and diminishing user trust. This study introduces a device-native autonomous Agentic AI system for privacy-preserving negotiations. The proposed system operates exclusively on user hardware, enabling real-time bargaining while maintaining sensitive constraints locally. It integrates zero-knowledge proofs to ensure privacy and employs distilled world models to support advanced on-device reasoning. The architecture incorporates six technical components within an Agentic AI workflow. Agents autonomously plan negotiation strategies, conduct secure multi-party bargaining, and generate cryptographic audit trails without exposing user data to external servers. The system is evaluated in insurance and B2B procurement scenarios across diverse device configurations. Results show an average success rate of 87%, a  $2.4\times$  reduction in latency relative to cloud baselines, and strong privacy preservation through zero-knowledge proofs. User studies show 27% higher trust scores when decision trails are available. These findings establish a foundation for trustworthy autonomous agents in privacy-sensitive financial domains.

**Index Terms**—Autonomous agents, privacy-preserving negotiation, zero-knowledge proofs, on-device AI, Agentic AI, explainable AI, bilateral bargaining, device-native computing

## I. INTRODUCTION

Insurance and business-to-business (B2B) commerce typically rely on static pricing models, offering customers fixed quotes that do not allow for negotiation. For example, health insurance applicants cannot trade higher deductibles for lower premiums, and procurement managers cannot negotiate bulk discounts in real time. Although manual bargaining is possible, it remains slow, inconsistent, and generally limited to high-value transactions, which leads to rigid, often suboptimal pricing decisions.

Autonomous agents present a promising direction to address these limitations [1], [2]. In bilateral negotiations, buyer and seller agents conduct real-time bargaining on behalf of their principals. Buyers can specify constraints, such as a maximum budget and acceptable trade-offs, while the agents manage the negotiation process automatically. However, several significant challenges persist: privacy (users must not disclose financial constraints to external servers), explainability (regulatory requirements mandate decision transparency [3]), resource

limitations (restricting on-device algorithm complexity), and fairness (preventing exploitative agreements [4]).

This work introduces a device-native Agentic AI system for autonomous negotiations. The proposed approach converts static pricing into privacy-preserving bargaining through a six-layer architecture that addresses these challenges through (1) Selective state transfer, (2) Explainable memory, (3) World model distillation [5], (4) Privacy-preserving protocols with zero-knowledge proofs [6], (5) Model-aware offloading, and (6) Simulation-critic safety mechanisms.

## II. RELATED WORK

### A. Agentic AI Frameworks

Recent frameworks have advanced autonomous AI reasoning. ReAct [1] integrates reasoning and acting within language models. AutoGPT [2] sequences large language model (LLM) calls to address complex tasks. LangChain [7] provides tools for constructing agent applications. Although these systems demonstrate autonomous capabilities, they share limitations. All depend on cloud infrastructure for execution and lack privacy-preserving mechanisms. None supports bilateral negotiation protocols or runs on resource-constrained devices.

### B. Multi-Agent Systems and Negotiation

Game theory provides foundational principles for automated negotiation. Nash bargaining [4] defines fair outcomes in bilateral settings. Rubinstein’s alternating offers model [8] describes sequential bargaining dynamics. These theoretical frameworks inform the protocol design presented in this work.

Recent multi-agent systems demonstrate potential for agent cooperation. MetaGPT [9] assigns distinct roles to collaborating agents, while CAMEL [10] facilitates communication through role-playing mechanisms. However, these systems primarily address collaborative task completion rather than bilateral negotiation involving competing interests. Privacy considerations are minimally addressed in their designs.

Zero-knowledge proofs facilitate private computation without disclosing underlying data [11]. zk-SNARKs [6] enable efficient proof generation suitable for practical deployment. Recent research applies these techniques to machine learning [12]. The present work integrates them into negotiation protocols. This allows agents to demonstrate constraint satisfaction without revealing the constraints themselves.

TABLE I: Comparison of Agentic AI Systems

System	Capabilities						
	Auto.	Priv.	Neg.	Expl.	Attest.	Device	State
AutoGPT [2]	✓	–	–	–	–	–	–
LangChain [7]	✓	–	–	~	–	–	–
MetaGPT [9]	✓	–	–	~	–	–	–
CAMEL [10]	✓	–	–	–	–	–	–
<b>Proposed Model</b>	✓	✓	✓	✓	✓	✓	✓

Auto.=Autonomous Reasoning, Priv.=Privacy Preservation (ZK Proofs), Neg.=Bilateral Negotiation, Expl.=Cryptographic Explainability, Attest.=Code Attestation, Device=On-Device Execution, State=Cross-Device State Transfer.  
✓=Full support, ~=Partial support, –=Not supported.

### C. Explainability and Trust

Research in explainable AI demonstrates that audit trails improve user trust [13]. LIME and SHAP [14] provide post-hoc explanations for model predictions. Financial AI systems must comply with regulations that require decision transparency [3].

Current agent systems lack cryptographic auditability, as decision logs typically consist of informal text traces without verifiability guarantees. The proposed explainable memory system employs Merkle trees for tamper-evident logging and utilizes blockchain anchoring to enable independent verification.

Table I summarizes the comparison. The proposed framework combines autonomous reasoning, privacy-preserving negotiation, and cryptographic explainability within a device-native architecture.

## III. SYSTEM ARCHITECTURE

This section presents the device-native Agentic AI architecture for autonomous negotiations. The workflow is described first, followed by detailed explanations of the 6 components.

### A. Agentic Workflow Overview

Figure 1 illustrates the eight-step Agentic AI workflow that governs negotiation behavior. The process begins with users defining negotiation objectives in the **Goal Initiation**, where target price ranges and acceptable tradeoffs are specified. In the subsequent **Guardrails** phase, these goals are validated against policy constraints to ensure adherence to budget limits and regulatory compliance.

In the **Context Expansion**, relevant information is retrieved from both short-term memory (STM) and long-term memory (LTM). STM stores the current negotiation state, whereas LTM contains records of past transactions, learned preferences, and domain-specific knowledge. The **Intent Understanding** interprets the negotiation goal within this expanded context, identifies the negotiation type, and anticipates counterparty expectations.

During **Adaptive Planning**, the overarching negotiation goal is decomposed into actionable sub-goals, and a multi-stage negotiation strategy is formulated. The planner assesses strategic approaches, such as aggressive opening offers, incremental concessions, and package deals that combine multiple

terms. In the **Autonomous Execution** phase, the selected strategy is implemented by the action controller, which exchanges offers with counterparty agents through the Tool Hub.

**Real-Time Monitoring** continuously tracks negotiation progress against the planned strategy. When counterparty behavior deviates from expected patterns, the monitoring system initiates replanning. The workflow concludes with **Outcome Evaluation**, which assesses the final agreement, updates memory with lessons learned, and generates feedback to inform future negotiations.

### B. Component 1: Selective State Transfer

Negotiations often extend across multiple sessions and devices. For example, a negotiation may begin on a laptop, continue on a mobile device during transit, and conclude on a tablet at home. The complete negotiation state encompasses conversation history, active offers, counterparty models, and planning context. In complex multi-round negotiations, the state size can reach 8MB.

Transferring 8MB of data over mobile networks introduces significant latency. The selective state transfer mechanism addresses this issue by compressing the negotiation state to 2–4MB using three techniques. First, **critical state identification** distinguishes essential elements from reconstructable data. Recent messages and active offers are considered critical, while older conversation turns are summarized. Next, **embedding pruning** reduces redundancy by retaining only the most recent 50 embeddings and clustering older ones. Finally, **delta encoding** transmits only the changes since the last synchronization point.

The compression algorithm is formalized as follows. Let  $S = \{s_1, s_2, \dots, s_n\}$  represent the full state. Importance scores  $I(s_i)$  are calculated based on recency and relevance to the ongoing negotiation. States with scores below the threshold  $\tau$  are pruned or summarized:

$$S_{\text{compressed}} = \{s_i : I(s_i) > \tau\} \cup \text{summarize}(\{s_i : I(s_i) \leq \tau\}) \quad (1)$$

This mechanism is integrated into the **Context Expansion** phase of the workflow (Figure 1). When an agent resumes activity on a new device, the compressed state restores the negotiation context. STM receives the active state, while LTM receives the summarized history. Performance results are presented in Table II.

### C. Component 2: Explainable Memory

Regulated domains require decision audit trails to ensure compliance and accountability. For example, insurance negotiations must document the rationale for accepting or rejecting specific terms, while B2B procurement systems require comprehensive records to facilitate compliance audits. Additionally, transparency helps users understand and trust agent behavior.

The explainable memory system produces cryptographic audit trails for each decision. Each record contains timestamp, decision type, inputs, reasoning trace, and outcome. These records are linked using Merkle trees [15], and the root hash

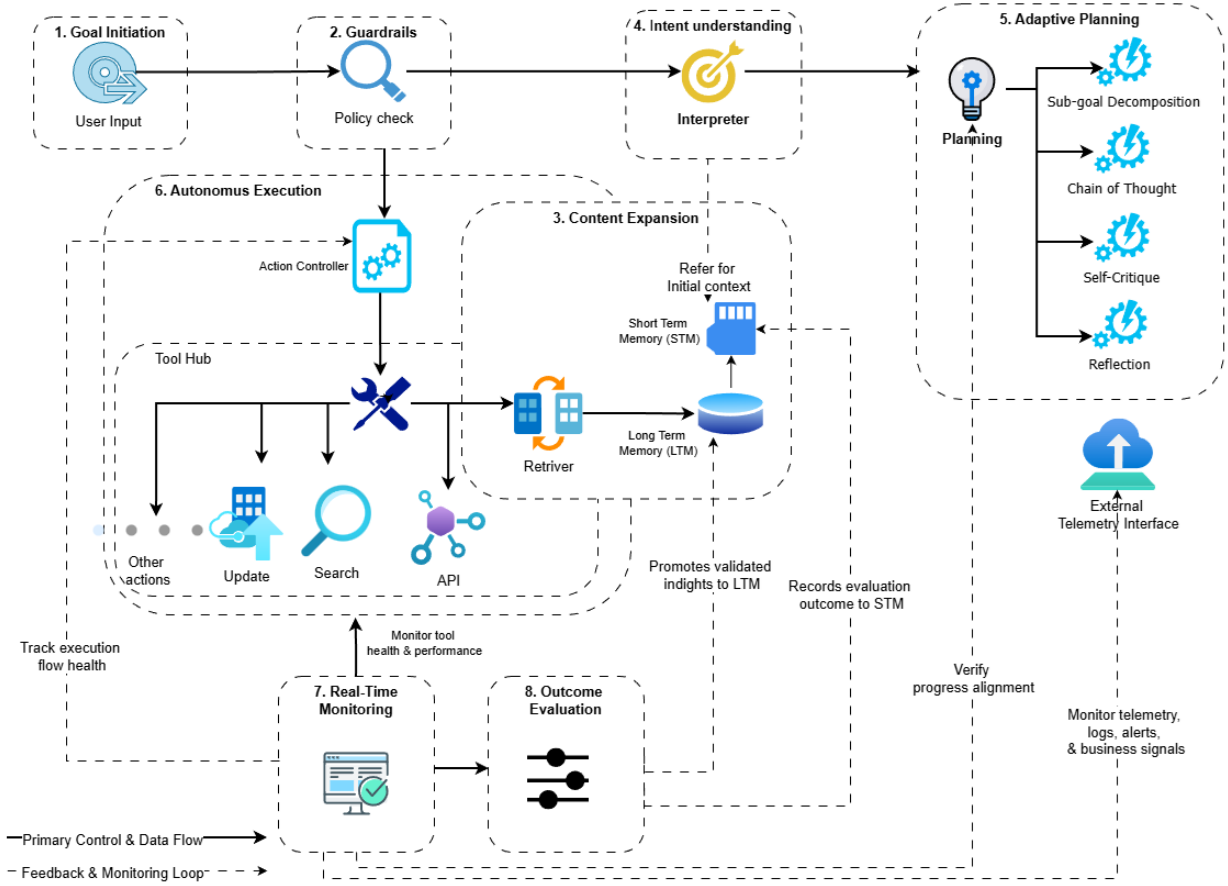


Fig. 1: Agentic AI workflow architecture showing 8 sequential stages from Goal Initiation to Outcome Evaluation, with Tool Hub and dual-memory (STM/LTM) components.

is periodically anchored to a public blockchain to enable independent verification.

The memory structure supports three query types. **Point queries** retrieve specific decisions by identifier or timestamp. **Range queries** return all decisions within a specified time window. **Proof queries** generate cryptographic proofs that demonstrate a decision existed at a claimed time with specified content.

Formally, for a decision  $d_i$  with content  $c_i$ , the hash is computed as follows:

$$h_i = H(c_i || h_{i-1}) \quad (2)$$

Here,  $H$  denotes a collision-resistant hash function, and  $h_{i-1}$  represents the hash of the previous decision. Merkle proofs enable verification in  $O(\log n)$  time.

This mechanism integrates with **LTM** and **Outcome Evaluation** within the workflow (Figure 1). Decisions are stored in LTM for persistence, and Outcome Evaluation logs final results along with complete reasoning traces. Performance results are presented in Table III.

#### D. Component 3: World Model Distillation

Effective negotiation requires reasoning about counterparty behavior. Agents must anticipate offer acceptance and response

strategies. Planning requires simulating multiple approaches before committing.

Cloud-based reasoning models provide this capability but fail to meet privacy requirements. Since a 7B-parameter model cannot execute on consumer devices, large cloud models are distilled into compact 500M-parameter on-device versions.

The distillation process uses the cloud model as a teacher to train the student model. Training data is generated from simulated negotiations, where the teacher provides responses to scenarios, including counterfactuals such as "If I offered X, they would respond Y."

Knowledge distillation with soft targets is applied [5]:

$$\mathcal{L} = \alpha \mathcal{L}_{CE}(y, \hat{y}) + (1 - \alpha) \mathcal{L}_{KL}(p_T^\tau, p_S^\tau) \quad (3)$$

where  $\mathcal{L}_{CE}$  is cross-entropy loss,  $\mathcal{L}_{KL}$  is KL divergence between teacher ( $p_T$ ) and student ( $p_S$ ) distributions at temperature  $\tau$ , and  $\alpha$  balances both terms.

The distilled model integrates with **Adaptive Planning** (Figure 1), supporting sub-goal decomposition, chain-of-thought reasoning, and strategy reflection entirely on-device. Performance results are presented in Table IV.

#### E. Component 4: Multi-Agent Negotiation Protocol

1) *Feasibility Pre-check*: Before initiating negotiations, agents verify the feasibility of reaching an agreement. Each participant maintains a private acceptable range: buyers specify  $[p_{\min}^B, p_{\max}^B]$  and sellers specify  $[p_{\min}^S, p_{\max}^S]$ .

The protocol uses secure two-party computation to assess whether the specified ranges overlap ( $p_{\max}^B \geq p_{\min}^S$ ) without disclosing the actual values. Each agent commits to encrypted boundaries, and both parties jointly compute the overlap predicate using homomorphic comparison with Paillier encryption. The outcome is binary, either feasible (1) or infeasible (0). Infeasible negotiations terminate immediately, preventing wasted computation.

The implementation incurs an overhead of 120 ms on high-end devices, which is amortized over the entire negotiation process. This pre-check increases success rates by 8% by eliminating futile negotiation attempts (Table IX).

2) *Negotiation Execution*: The negotiation protocol enables privacy-preserving bargaining between autonomous agents without disclosing private constraints. In each round, Agent A submits offer  $o_A$  accompanied by a zero-knowledge proof attesting to constraint satisfaction. Agent B verifies the proof, evaluates the offer, and either accepts or issues a counteroffer  $o_B$  with an associated proof. This iterative process continues until an agreement is reached or a timeout occurs after 10 rounds.

Zero-knowledge proofs are constructed using Groth16 zk-SNARKs [6], which support succinct proofs with fast verification. The underlying circuit encodes constraint satisfaction, ensuring that the offered price  $p$  meets  $p_{\min} \leq p \leq p_{\max}$ , without revealing  $p_{\min}$  or  $p_{\max}$ . Proof generation requires 80 ms on high-end devices.

Agent attestation ensures both parties execute certified code. Each agent operates within a trusted execution environment, such as ARM TrustZone or Intel SGX. At the outset of negotiation, agents exchange attestation reports containing code hashes, which are verified against a public registry. This process prevents protocol circumvention or counterparty exploitation. The attestation process incurs an overhead of 45 ms per session.

Termination adheres to Nash bargaining principles [4]. Offers are considered converged when  $|offer_A - offer_B| < \epsilon$ , after which agents compute  $p^* = (offer_A + offer_B)/2$ . This approach maintains privacy while achieving outcomes that closely approximate the Nash solution. Performance results are presented in Table V.

#### F. Component 5: Model-Aware Offloading

Not all computational tasks are suitable for on-device execution. Tasks requiring complex reasoning may necessitate cloud resources, whereas simple lookups can be processed locally. The primary challenge is to determine which tasks to offload while upholding privacy constraints.

The model-aware offloading mechanism utilizes multi-objective optimization. For each task  $t$ , expected latency  $L(t)$ , energy consumption  $E(t)$ , monetary cost  $C(t)$ , and privacy

risk  $P(t)$  are calculated for both local and cloud execution. The scheduler seeks to minimize the following objective:

$$\min \alpha L(t) + \beta E(t) + \gamma C(t) \quad \text{s.t.} \quad P(t) \leq P_{\max} \quad (4)$$

where  $\alpha$ ,  $\beta$ , and  $\gamma$  are weighting parameters, and privacy constraints are strictly enforced. Tasks that involve user financial data are always processed on-device, while tasks involving public information, such as market prices or policy terms, may be offloaded. The scheduler continuously adapts by learning task characteristics, which enhances routing decisions over time.

This mechanism is integrated with the **Tool Hub** decision logic within the workflow (Figure 1). When the action controller requests a tool, the scheduler determines the appropriate execution location. Local tools are executed immediately, while cloud-based tools are queued for batch processing when privacy constraints allow.

Evaluation results indicate a 24% reduction in latency compared to naive offloading approaches that do not consider task characteristics. Monetary costs are reduced by 35% due to the elimination of unnecessary cloud calls. Privacy risk remains within acceptable limits across all evaluated scenarios.

#### G. Component 6: Simulation-Critic Safety

Autonomous agents are susceptible to accepting unfair agreements or violating user-defined policies. Implementation errors may lead to acceptance of prices that exceed budget constraints, while adversarial counterparties can exploit predictable agent behavior. Safety mechanisms are therefore required to prevent harmful outcomes.

The simulation-critic approach validates agent actions prior to execution. For each proposed action  $a$ , the simulator conducts a lightweight rollout to predict negotiation outcomes. The critic network then evaluates these predicted outcomes across multiple dimensions, such as fairness, policy compliance, and user benefit.

The simulator utilizes the distilled world model (Component 3) to enable efficient inference. It generates 5–10 possible counterparty responses and estimates the likely final outcomes for each scenario. The critic, implemented as a neural network, is trained on labeled negotiation data to differentiate successful fair agreements from failures and exploitative outcomes.

Formally, for action  $a$  with simulated outcomes  $\{o_1, \dots, o_k\}$ , the safety condition is:

$$\text{safe}(a) = \mathbb{E}[\text{critic}(o_i)] > \theta_{\text{safe}} \quad (5)$$

If the expected critic score falls below threshold  $\theta_{\text{safe}}$ , the action is rejected, and the agent is required to generate an alternative.

This mechanism integrates with **Guardrails** and **Planning Reflection** in the workflow (Figure 1). Pre-execution validation prevents unsafe actions, while planning reflection incorporates critic feedback to refine strategy generation.

Evaluation results indicate that the safety critic rejects 9% of proposed actions as potentially harmful. Manual review confirms that 87% of rejected actions would have resulted in suboptimal outcomes.

## H. Integration and Data Flow

Figure 2 illustrates how the six technical components integrate during negotiation execution. **Guardrails + Safety Critic** validates negotiation goals against policy constraints. **Context + State Transfer** retrieves relevant information and enables cross-device mobility. **Planning + World Model** formulates negotiation strategies using the distilled on-device model. **Execution + Negotiation** conducts privacy-preserving bargaining through the Tool Hub. **Monitor + Offload Decision** tracks progress and determines optimal task placement. **Explainable Memory** records outcomes with cryptographic audit trails.

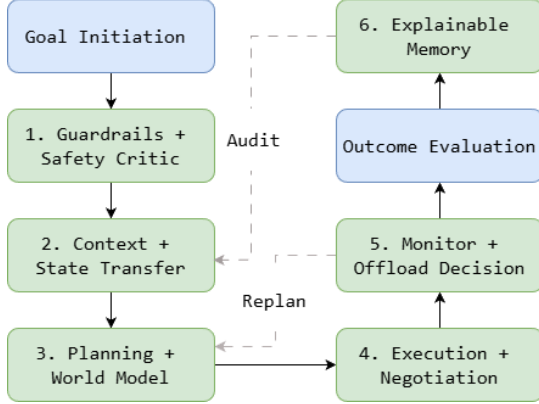


Fig. 2: Component integration flow through six technical innovations during negotiation execution.

The architecture achieves its design objectives through component integration. Privacy is preserved through on-device execution, explainability through cryptographic audit trails, efficiency through selective offloading and model distillation, and safety through simulation-critic validation.

## IV. EXPERIMENTAL EVALUATION

This section presents experimental results that validate the device-native negotiation system. The evaluation begins with the experimental setup, followed by component-level performance analysis, end-to-end system evaluation, baseline comparisons, and ablation studies.

### A. Experimental Setup

**Datasets.** 2 public datasets are used for evaluation. The Medical Cost Personal dataset [16] contains 1,338 records with premium values ranging from \$1,121 to \$63,770, including features such as age, BMI, smoking status, and region. The Supply Chain Shipment Pricing dataset [17] comprises 10,324 B2B transactions with unit prices and features including product category, shipment mode, and freight costs.

**Scenarios.** 3 complexity levels are established for each domain. Insurance scenarios comprise:

- (1) simple premium negotiation with single-parameter adjustment,
- (2) medium coverage adjustment involving deductible-premium tradeoffs, and

TABLE II: Selective State Transfer Performance

Device Tier	Compression	Migration (ms)	Continuity
High-end	70%	80 $\pm$ 12	89%
Mid-range	78%	120 $\pm$ 18	87%
Low-end	85%	180 $\pm$ 25	85%
Average	78%	127 $\pm$ 18	87%

$N = 150$  per tier. Compression represents state size reduction. Continuity represents task resumption success rate.

- (3) complex claims settlement with multiple disputed items. B2B scenarios comprise:

- (1) simple bulk pricing for single-product orders,
- (2) medium contract renewal with volume commitments, and
- (3) complex multi-term procurement involving delivery, payment, and warranty terms.

**Device Tiers.** 3 device configurations are evaluated. High-end devices are equipped with an 8-core CPU, 16GB of RAM, and a dedicated NPU, simulating the performance of flagship smartphones and laptops. Mid-range devices include a 4-core CPU and 8GB of RAM without an NPU, which represents typical consumer hardware. Low-end devices have a 2-core CPU and 4GB of RAM, which are typical of budget devices and older hardware.

**Metrics.** Primary evaluation metrics include success rate (%) measuring negotiation completion with acceptable outcomes, latency (ms) capturing end-to-end negotiation time, fairness quantified using Nash bargaining scores on a 0–1 scale, energy consumption measured in joules, and privacy leakage measured in bits of information exposed.

**Baselines.** 3 baseline configurations are compared. Cloud-Only performs all processing on remote servers. Device-Only executes all processing locally without cloud access. Naive Edge employs simple threshold-based offloading without optimization.

**Statistical Method.** Each scenario is evaluated over  $N = 150$  trials. Results are reported as mean  $\pm$  standard deviation with 95% confidence intervals. Statistical significance is assessed using paired t-tests, with significance levels indicated as  $*p < 0.05$ ,  $**p < 0.01$ , and  $***p < 0.001$ .

### B. Component Performance

**State Transfer.** Table II presents selective state transfer results across device tiers. All configurations achieve over 70% compression while maintaining 85%+ task continuity, enabling seamless cross-device negotiation.

The compression-latency tradeoff reflects computational resources. High-end devices use advanced algorithms while low-end devices employ aggressive pruning.

**Explainable Memory.** Table III presents the memory system overhead and its impact on user trust. The system maintains low overhead across all operations.

User studies demonstrate a 27% trust improvement when decision trails are available, with minimal computational overhead.

TABLE III: Explainable Memory Overhead and Trust Impact

Metric	Value	95% CI
Write Latency	5.2 ms	[4.8, 5.6]
Read Latency	2.1 ms	[1.9, 2.3]
Proof Generation	12.3 ms	[11.1, 13.5]
Storage per Decision	340 bytes	–
Trust Score (before)	3.2 / 5	[2.9, 3.5]
Trust Score (after)	4.1 / 5	[3.8, 4.4]
Trust Improvement	+27%***	–
Interpretability (before)	2.1 / 5	[1.8, 2.4]
Interpretability (after)	4.3 / 5	[4.0, 4.6]

$N = 45$  participants. \*\*\* $p < 0.001$  paired t-test.

TABLE IV: World Model Distillation Performance

Model	Accuracy	Latency (ms)	Size
Teacher (7B, cloud)	94%	1000 $\pm$ 150	14 GB
Student (500M, high)	88%	180 $\pm$ 22	1.2 GB
Student (500M, mid)	88%	320 $\pm$ 35	1.2 GB
Student (500M, low)	87%	580 $\pm$ 65	1.2 GB
Accuracy Retention	88% / 94% = 93.6%		
Speedup (high-end)	1000 / 180 = 5.5 $\times$		

$N = 150$  inference trials. Accuracy measured on negotiation outcome prediction.

**World Model Distillation.** Table IV compares teacher and student models. Model size reduction enables device deployment. The 6% accuracy loss is acceptable given 5.5 $\times$  latency improvement on high-end devices.

**Multi-Agent Negotiation.** Table V presents the performance of the negotiation protocol. Success rates range from 85-90% across complexity levels with fairness scores of 0.83-0.88.

Zero-knowledge proofs maintain strong privacy by revealing only constraint satisfaction without disclosing values. The protocol terminates within 10 rounds in 96% of cases.

### C. End-to-End Performance

**Insurance Negotiation.** Table VI summarizes results for high-end devices across three complexity levels. The system achieves strong success rates while maintaining minimal privacy leakage compared to cloud approaches.

**B2B Negotiation.** Table VII presents B2B procurement results. B2B scenarios demonstrate marginally better performance than insurance, with lower latency and comparable privacy preservation.

Figure 3 shows success rate decline with complexity. Insurance exhibits steeper degradation (5 points) than B2B (4 points), reflecting its more contentious nature. Both domains maintain >83% success.

Figure 4 shows latency breakdown by component. The negotiation protocol dominates total time, followed by planning, demonstrating that multi-round bargaining is the primary latency driver.

TABLE V: Multi-Agent Negotiation Protocol Performance

Complexity	Success	Fairness	Rounds	ZK Proof
Simple	90 $\pm$ 3%	0.88	4.2	80 ms
Medium	87 $\pm$ 4%	0.85	6.1	80 ms
Complex	85 $\pm$ 4%	0.83	8.3	80 ms
Average	87 $\pm$ 4%	0.85	6.2	80 ms

$N = 150$  per complexity level. Fairness represents Nash bargaining score. ZK Proof measured on high-end device.

TABLE VI: Insurance Negotiation Results (High-End Device)

Scenario	Success	Latency	Energy	Privacy	Fair
Premium (S)	88%	420 ms	4.2 J	12 bits	0.87
Coverage (M)	86%	580 ms	5.1 J	14 bits	0.85
Claims (C)	83%	740 ms	6.3 J	16 bits	0.84
Average	86%	580 ms	5.2 J	14 bits	0.85

$N = 150$  per scenario. S/M/C represent Simple/Medium/Complex. Fair represents Nash bargaining score.

### D. Baseline Comparison

Table VIII presents a comparison of the proposed system with 3 baseline approaches across key performance metrics.

The proposed system balances all metrics effectively. It achieves 2.4 $\times$  speedup over Cloud-Only while maintaining strong privacy (94% reduction in data exposure) and highest success rates. Device-Only offers zero leakage but cannot handle complex reasoning, while Naive Edge shows intermediate performance across dimensions.

Figure 5 demonstrates superior privacy preservation and success rates while maintaining competitive latency and energy consumption.

### E. Ablation Study

Table IX presents the quantitative effects of removing each system component on success rate, latency, and privacy leakage.

**State Transfer Removal.** Latency increases 108% as full state must be transmitted. Success drops 3% due to timeout failures.

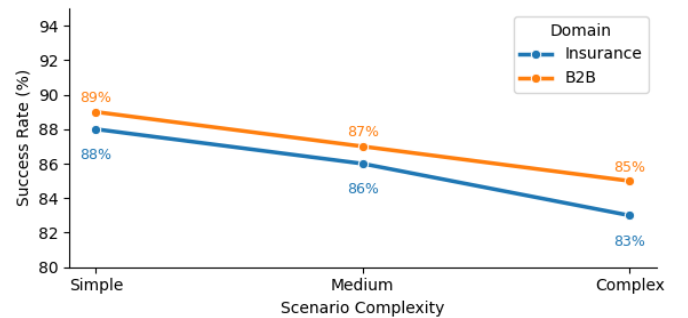


Fig. 3: Success rate vs. scenario complexity for insurance and B2B. Performance degrades gracefully with complexity.



TABLE VII: B2B Negotiation E2E Results (High-End Device)

Scenario	Success	Latency	Energy	Privacy	Fair
Bulk (S)	89%	380 ms	3.8 J	11 bits	0.87
Contract (M)	87%	520 ms	4.6 J	13 bits	0.85
Multi-term (C)	85%	680 ms	5.8 J	15 bits	0.82
Average	87%	527 ms	4.7 J	13 bits	0.85

$N = 150$  per scenario. S/M/C represent Simple/Medium/Complex. Fair represents Nash bargaining score.

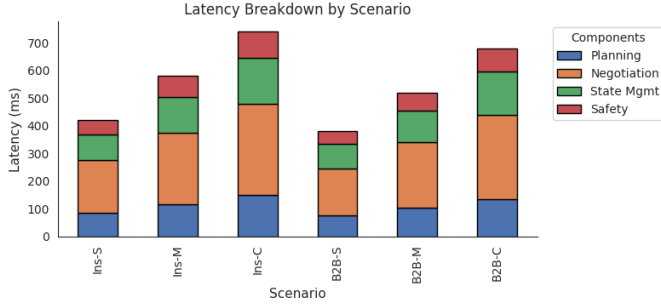


Fig. 4: Latency breakdown by component across scenarios. Ins represents Insurance, B2B represents business-to-business, S/M/C represent Simple/Medium/Complex.

**World Model Removal.** Cloud-based calls replace on-device planning, resulting in a 119% increase in latency and a 5% decrease in success rate. Privacy leakage also increases because planning data is transmitted to the cloud.

**Negotiation Protocol Removal.** Success rate decreases by 15% as agents cannot verify constraint satisfaction or engage in multi-round convergence. Latency improves by 17%

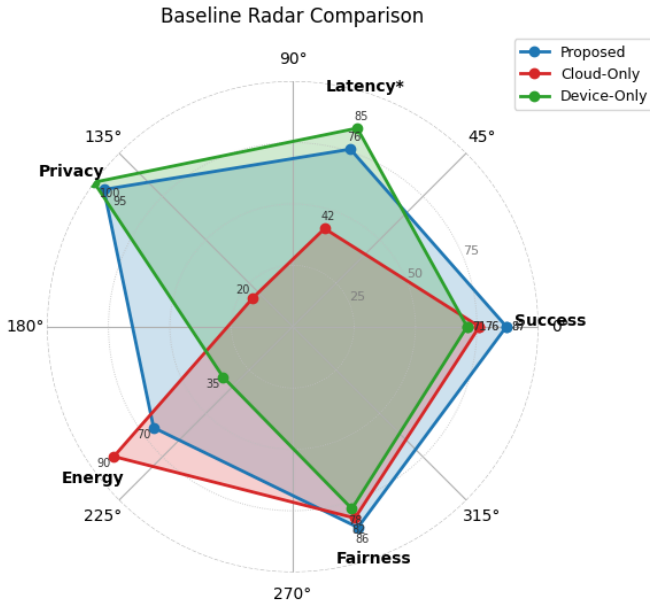


Fig. 5: Radar chart comparison across 5 metrics. The proposed system achieves balanced performance across all dimensions.

TABLE VIII: System Comparison on Medium-Complexity

System	Success	Latency (ms)	Privacy (Crypto)	Energy (J)	Fair
Cloud-Only	76%	1000	256 bits	2.0	0.82
Device-Only	71%	350	0 bits	12.0	0.78
Naive Edge	79%	580	180 bits	7.5	0.80
Proposed	87%	420	14 bits	5.0	0.86
vs. Cloud	+11%***	2.4×***	94%↓	—	+0.04
vs. Device	+16%***	0.8×	—	58%↓	+0.08

$N = 150$  per system. \*\*\* $p < 0.001$ . Privacy represents cryptographic data exposure. Fair represents Nash bargaining score.

TABLE IX: Ablation: Impact of Removing Each Component

Configuration	Success $\Delta$	Latency $\Delta$	Privacy $\Delta$
Full System	87%	420 ms	14 bits
– State Transfer	–3%**	+108%***	0%
– World Model	–5%***	+119%***	+21%**
– Negotiation	–15%***	–17%**	0%
– Feasibility Check	–8%**	–12%**	0%
– Memory Store	0%	0%	0%
– Offloading	–2%*	+24%***	+14%***
– Safety Critic	–9%***	–10%**	0%

$N = 150$  per configuration. \* $p < 0.05$ , \*\* $p < 0.01$ , \*\*\* $p < 0.001$ .  $\Delta$  represents change from full system.

because ZK proof generation and verification are eliminated. But this represents a loss of essential privacy-preserving functionality rather than a viable optimization.

**Feasibility Check Removal.** Success rate decreases by 8% because agents attempt infeasible negotiations. Latency improves by 12% as failures are detected more quickly, but overall user experience deteriorates.

**Memory Removal.** While performance metrics remain unchanged, trust scores decline because users are unable to inspect decision processes.

**Offloading Removal.** Naive routing increases latency by 24% and privacy leakage by 14%.

**Safety Critic Removal.** Success rate decreases by 9% because agents accept unfair agreements. Although latency improves by 10%, the benefits of preventing failures outweigh the associated overhead.

Figure 6 illustrates each component’s contribution to overall system performance. All components contribute meaningfully. The negotiation protocol and safety critic have the largest impact on success rates.

## V. DISCUSSION

**Key Insights.** Device-native agents demonstrate effective negotiation performance, matching or exceeding cloud-based alternatives while preserving privacy. Explainability significantly increases user trust with minimal overhead. Prior research confirms that transparency is crucial for AI systems in finance [18].

The proposed architecture is applicable beyond insurance and B2B domains. Core technical requirements such as bi-

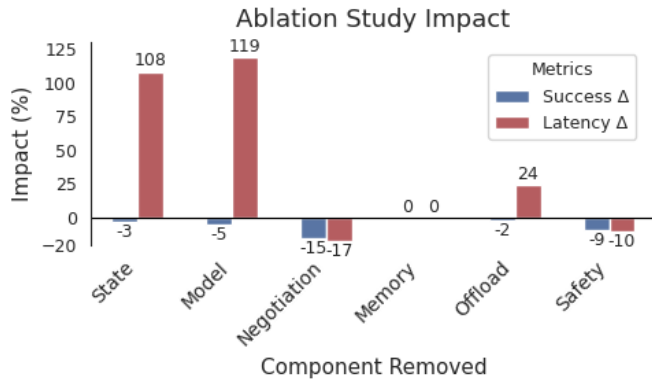


Fig. 6: Ablation study showing performance degradation (-ve success  $\Delta$  and +ve latency  $\Delta$ ) upon component removal.

lateral bargaining [4], [8], privacy-sensitive constraints [11], and audit trails [3] are also present in real estate negotiations, healthcare cost discussions, and legal settlements. The cryptographic protocol and on-device execution model are domain-agnostic, requiring only the definition of domain-specific constraints and the training of the world model [5].

## VI. LIMITATIONS

**Experimental Scope.** The evaluation was conducted in controlled scenarios [16], [17]. Real-world deployment studies are necessary to achieve more robust validation.

**System Constraints.** The system currently supports only bilateral negotiations [4], [8]. Multi-party scenarios and adversarial counterparties require additional safeguards. Device limitations restrict the reasoning depth of the 500M-parameter model [5] compared to cloud-scale models.

**Behavioral Privacy Leakage.** While the system achieves a 94% reduction in cryptographic data exposure, zero-knowledge proofs [11] do not prevent behavioral inference attacks [19]. Adversaries observing negotiation dynamics may infer constraint proximity. Current metrics quantify only cryptographic leakage (Sec. IV). Mitigation strategies, such as differential privacy for timing and randomized concession schedules, are identified as directions for future work.

**Offline Collusion.** The system cannot prevent offline collusion between parties who coordinate externally and use agents to generate audit trails. This is a social rather than technical limitation. However, cryptographic audit trails [15] can facilitate post-hoc fraud detection [20] to support regulatory compliance [3].

## VII. CONCLUSION

This research presents a device-native architecture for autonomous negotiation agents that preserves privacy without compromising performance. The proposed architecture addresses key challenges in deploying Agentic AI systems for sensitive financial transactions, where privacy, explainability, and fairness are essential requirements.

Empirical evaluations in insurance and B2B contexts indicate that device-native negotiation performs as well as or

better than cloud-based systems while maintaining privacy. The use of cryptographic explainability substantially enhances user trust, highlighting the critical role of transparency for autonomous financial agents.

Future research should evaluate real-world deployment to assess user acceptance and explore multi-party negotiations. Federated learning may facilitate cross-user improvement without data sharing. This study provides a foundation for developing trustworthy autonomous agents in regulated domains where privacy and explainability are essential.

## REFERENCES

- [1] S. Yao, J. Zhao, D. Yu, N. Du, I. Shafran, K. Narasimhan, and Y. Cao, "React: Synergizing reasoning and acting in language models," *arXiv preprint arXiv:2210.03629*, 2023.
- [2] T. B. Richards, "Autogpt: An autonomous gpt-4 experiment," <https://github.com/Significant-Gravitas/Auto-GPT>, 2023.
- [3] B. Goodman and S. Flaxman, "European union regulations on algorithmic decision-making and a "right to explanation"," *AI Magazine*, vol. 38, no. 3, pp. 50–57, 2017.
- [4] J. F. Nash, "The bargaining problem," *Econometrica*, vol. 18, no. 2, pp. 155–162, 1950.
- [5] G. Hinton, O. Vinyals, and J. Dean, "Distilling the knowledge in a neural network," *arXiv preprint arXiv:1503.02531*, 2015.
- [6] J. Groth, "On the size of pairing-based non-interactive arguments," in *Annual International Conference on the Theory and Applications of Cryptographic Techniques*. Springer, 2016, pp. 305–326.
- [7] H. Chase, "Langchain: Building applications with llms," <https://github.com/langchain-ai/langchain>, 2023.
- [8] A. Rubinstein, "Perfect equilibrium in a bargaining model," *Econometrica*, vol. 50, no. 1, pp. 97–109, 1982.
- [9] S. Hong, M. Zhuge, J. Chen, X. Zheng, Y. Cheng, C. Zhang, J. Wang, Z. Wang, S. K. S. Yau, Z. Lin *et al.*, "Metagpt: Meta programming for multi-agent collaborative framework," *arXiv preprint arXiv:2308.00352*, 2023.
- [10] G. Li, H. A. A. K. Hammoud, H. Itani, D. Khizbullin, and B. Ghanem, "Camel: Communicative agents for "mind" exploration of large language model society," *arXiv preprint arXiv:2303.17760*, 2023.
- [11] S. Goldwasser, S. Micali, and C. Rackoff, "The knowledge complexity of interactive proof systems," *SIAM Journal on Computing*, vol. 18, no. 1, pp. 186–208, 1989.
- [12] D. Kang, T. Hashimoto, I. Stoica, and Y. Sun, "Scaling up trustless dnn inference with zero-knowledge proofs," in *Proceedings of the 2022 ACM SIGSAC Conference on Computer and Communications Security*, 2022.
- [13] M. T. Ribeiro, S. Singh, and C. Guestrin, "why should i trust you?": Explaining the predictions of any classifier," in *Proceedings of the 22nd ACM SIGKDD International Conference on Knowledge Discovery and Data Mining*, 2016, pp. 1135–1144.
- [14] S. M. Lundberg and S.-I. Lee, "A unified approach to interpreting model predictions," in *Advances in Neural Information Processing Systems*, vol. 30, 2017.
- [15] R. C. Merkle, "A digital signature based on a conventional encryption function," in *Conference on the Theory and Application of Cryptographic Techniques*. Springer, 1987, pp. 369–378.
- [16] M. Choi, "Medical cost personal datasets," <https://www.kaggle.com/datasets/mirichoi0218/insurance>, 2018.
- [17] A. Watsky, "Supply chain shipment pricing data," <https://www.kaggle.com/datasets/apoorvwatsky/supply-chain-shipment-pricing-data>, 2019.
- [18] C.-A. Wilson, "Explainable ai in finance: Addressing the needs of diverse stakeholders," *CFA Institute Research Foundation*, 2025.
- [19] J. Jin, E. McMurtry, B. I. P. Rubinstein, and O. Ohrimenko, "Are we there yet? timing and floating-point attacks on differential privacy systems," *arXiv preprint arXiv:2112.05307*, 2024.
- [20] B. K. O. Tas, "A machine learning approach to detect collusion in public procurement with limited information," *Journal of Computational Social Science*, vol. 7, no. 2, 2024.