

---

# InfoSynth: Information-Guided Benchmark Synthesis for LLMs

---

**Ishir Garg**

University of California, Berkeley  
ishirgarg@berkeley.edu

**Neel Kolhe**

University of California, Berkeley  
neelkolhe@berkeley.edu

**Xuandong Zhao\***

University of California, Berkeley  
xuandongzhao@berkeley.edu

**Dawn Song**

University of California, Berkeley  
dawnsong@berkeley.edu

**Project Page:** [https://ishirgarg.github.io/infosynth\\_web/](https://ishirgarg.github.io/infosynth_web/)

## Abstract

Large language models (LLMs) have demonstrated significant advancements in reasoning and code generation. However, efficiently creating new benchmarks to evaluate these capabilities remains a challenge. Traditional benchmark creation relies on manual human effort, a process that is both expensive and time-consuming. Furthermore, existing benchmarks often contaminate LLM training data, necessitating novel and diverse benchmarks to accurately assess their genuine capabilities. This work introduces InfoSynth, a novel framework for automatically generating and evaluating reasoning benchmarks guided by information-theoretic principles. We propose metrics based on KL-divergence and entropy to quantify benchmark novelty and diversity without relying on costly model evaluations. Building on this framework, we develop an end-to-end pipeline that synthesizes robust Python coding problems from seed datasets using genetic algorithms and iterative code feedback. Our method generates accurate test cases and solutions to new problems 97% of the time, and the synthesized benchmarks consistently exhibit higher novelty and diversity compared to their seed datasets. Moreover, our algorithm provides a method for controlling the novelty/diversity and difficulty of generated problems. InfoSynth offers a scalable, self-verifying pipeline for constructing high-quality, novel and diverse benchmarks for LLMs.

## 1 Introduction

Large language models (LLMs) have demonstrated impressive capabilities in code generation and reasoning. However, rigorously evaluating these reasoning abilities remains a significant challenge. While substantial effort has been invested in creating robust math and coding benchmarks [1–6], their development often demands considerable human labor or extensive computational resources for problem and solution validation. Some existing approaches utilize a judge LLM to generate and verify new problems [7–9]. However, this method can yield erroneous benchmarks, as the judge LLM may not reliably solve the generated problems. This paper focuses on Python coding problems, whose solutions can be verified by executing them in a code environment. Our novel pipeline leverages this executability to ensure the robustness of the generated problems.

---

\*Corresponding author

Beyond the challenge of ensuring robustness, state-of-the-art (SOTA) reasoning models often overfit to their training data, leading to poor performance on out-of-distribution problems [10]. Furthermore, recent studies have revealed that LLM training data is frequently contaminated by existing evaluation benchmarks, which can artificially inflate reported performance [11–13]. For instance, Zhang et al. [14] show that LLMs experience accuracy drops of up to 8% on their novel GSM1k dataset, despite its similarity in difficulty to the widely used GSM8k. This underscores the critical need for new, contamination-free reasoning benchmarks to genuinely assess the capabilities of different models.

To address these pressing issues, our work emphasizes two crucial benchmark properties: *novelty* and *diversity*. While this work does not directly address the task of creating contamination-free benchmarks, we provide an improved method of generating benchmarks that cover more diverse and novel coding tasks. A novel benchmark should comprise problems distinct from existing datasets, thereby preventing models from achieving high scores through mere memorization of previously seen examples. Conversely, a diverse benchmark should encompass a broad spectrum of dissimilar problems, enhancing its resilience against model overfitting and providing a more comprehensive evaluation. Clearly, robust, novel, and diverse benchmarks are essential for the reliable evaluation of LLM reasoning abilities. Our work seeks to answer two fundamental questions: (1) How can we effectively measure the novelty and diversity of benchmarks? (2) How can we efficiently generate benchmarks that possess these desirable properties while ensuring their correctness and robustness?

Our main contributions can be summarized as:

- We introduce an information-theoretic framework to quantify and compare the *novelty* and *diversity* of benchmarks, offering a principled approach to benchmark assessment without reliance on model evaluations.
- We propose and validate an end-to-end pipeline, InfoSynth, for efficiently synthesizing novel, diverse, and verifiably correct Python coding problems from seed datasets with genetic algorithms and iterative code feedback.
- Through extensive experiments, we demonstrate that InfoSynth exhibits superior robustness compared to existing data generation methods. Our pipeline provides a method for increasing the novelty and diversity of generated problems and controlling their difficulty.

## 2 Related Work

**Synthetic Problem Generation.** Previous work has explored generating novel synthetic datasets from high-quality seed benchmarks. Majumdar et al. [7], Wang et al. [15], Zhao et al. [16], Xu et al. [17] show that LLMs can generate new instructions from existing ones. Xu et al. [18], Liu et al. [19, 20], Chen et al. [21], Zeng et al. [22] successfully used LLMs to generate unit tests for solution verification. Our end-to-end pipeline extends existing methods with code-execution environments to ensure robustness, novelty, and diversity.

**Benchmark Quality Assessment.** Efficient, concrete analysis of benchmark quality remains an open problem. Prior work defines metrics for novelty, separability, and difficulty via test-taker performance [8, 23], proposes adaptive selection of novel problems to reduce evaluation cost [24, 25], and develops similarity and difficulty scores for coding tasks [26]. A key limitation is reliance on SOTA model performance, making these methods accurate but computationally expensive. Our approach analyzes novelty and diversity more efficiently, without requiring costly model evaluations.

## 3 Desirable Benchmark Properties

We propose a framework for characterizing the novelty and diversity of benchmarks. Our new novelty metric uses the KL-Divergence to capture how different the benchmark is from existing datasets, with the broader goal of creating benchmarks that are contamination-free. Previous work has used the KL-Divergence in a similar way; Schulman et al. [27] use it to measure differences in reinforcement learning policies and Kingma and Welling [28] use it to regularize output distributions for Variational Autoencoders. Similarly, our proposed diversity metric uses Shannon entropy to capture how much variety exists among the problems; more diverse datasets provide a broader characterization of an LLM’s reasoning abilities.

### 3.1 An Information-Theory Based Framework for Benchmark Analysis

Formally, a baseline dataset can be modeled as samples  $X = \{x_i\} \subseteq \mathbb{R}^d$  drawn from some true distribution  $p(x)$ , and the new dataset that we want to compare against the baseline can be modeled as samples  $Y = \{y_i\} \subseteq \mathbb{R}^d$  drawn from a distribution  $q(x)$ . Here,  $x_i, y_i$  represent the embedding vectors of the problem statements in an embedding space  $\mathbb{R}^d$ . We define the **novelty** of the new dataset  $Y$  to be the KL-divergence between the distributions

$$\text{Novelty}(Y|X) = D_{KL}(q||p) = \int_{\mathbb{R}^d} q(\mathbf{x}) \log \frac{q(\mathbf{x})}{p(\mathbf{x})} d\mathbf{x} \quad (1)$$

Note that we take the KL-divergence of  $p$  with  $q$  as the null hypothesis because we want to reward datasets where  $q(x)$  is large and  $p(x)$  is small, indicating that the dataset contains problems not in the distribution of the seed dataset. Given a dataset  $X = \{x_i\}, x_i \sim p(x)$ , we define the **diversity** of the dataset to be the differential entropy of its distribution.

$$\text{Diversity}(X) = - \int_{\mathbb{R}^d} p(\mathbf{x}) \log p(\mathbf{x}) d\mathbf{x} \quad (2)$$

Intuitively, the KL-Divergence captures the fact that novel datasets should have different embeddings from existing datasets. Similarly, diverse datasets should have embeddings that are fairly spread out, as clusters indicate problems that are likely to be similar and not diverse. A “perfectly diverse” dataset should resemble a uniform distribution over the embedding space so that it covers a large class of problems. Since the uniform distribution maximizes entropy, our metric captures this intuitive characterization of diversity.

In practice, obtaining the full distribution of the embedding space is intractable. Instead, we use statistical estimators for the KL-Divergence and differential entropy. Given samples  $x_1, \dots, x_n, y_1, \dots, y_m \in \mathbb{R}^d$  where  $x$  and  $y$  are drawn from  $p(x), q(x)$  respectively, we use the k-NN based estimator by Wang et al. [29]

$$D_{KL}(q||p) = \frac{d}{m} \sum_{i=1}^m \log \frac{\nu_k(i)}{\rho_k(i)} + \log \frac{n}{m-1} \quad (3)$$

where  $\nu_k(i)$  is the distance from  $y_i$  to its  $k$ -th nearest neighbor in  $\{x_j\}$  and  $\rho_k(i)$  is the distance from  $y_i$  to its  $k$ -th nearest neighbor in  $\{y_j \mid j \neq i\}$ ;  $k$  is a hyperparameter.

Similarly, we can estimate the differential entropy of a dataset. Given samples  $x_1, \dots, x_N \in \mathbb{R}^d$ , the Kozachenko-Leonenko estimator is

$$h(X) = \psi(N) - \psi(k) + \log V_d + \frac{d}{N} \sum_{i=1}^N \log \rho_k(i) \quad (4)$$

where  $\psi$  is the digamma function,  $V_d$  is the volume of the unit ball in  $\mathbb{R}^d$ , and  $\rho_k(i)$  is the distance between  $x_i$  and its  $k$ -th nearest neighbor in  $\{x_j \mid j \neq i\}$ ;  $k$  is a hyperparameter.

Computing embeddings, KL-divergence, and entropy for a text dataset is significantly faster and cheaper than computing test-taker statistics. Hence, we provide a way to cheaply estimate the quality of new benchmarks. Moreover, using these metrics, algorithm development can be formulated as an optimization problem that tries to maximize the novelty and diversity of the new dataset.

### 3.2 Empirical Validation

In this section, we empirically verify the correctness of our metrics on existing datasets. We use allmpnet-base-v2 [30] to embed the questions in  $\mathbb{R}^{768}$ . Because estimating entropy in high dimensions is difficult due to the curse of dimensionality, we project down to a lower dimension using UMAP [31]. Note that any two datasets that we want to compare must be projected down in the same UMAP call, preserving their relative geometry. We renormalize embeddings after projection so that distances between embeddings corresponds to cosine similarity.

#### 3.2.1 KL-Divergence Metric Validation

We use a dataset of 3511 Leetcode problems with concept labels for every problem [32]. We extract three smaller datasets from this: problems tagged “Hash Map” (686 problems), problems tagged

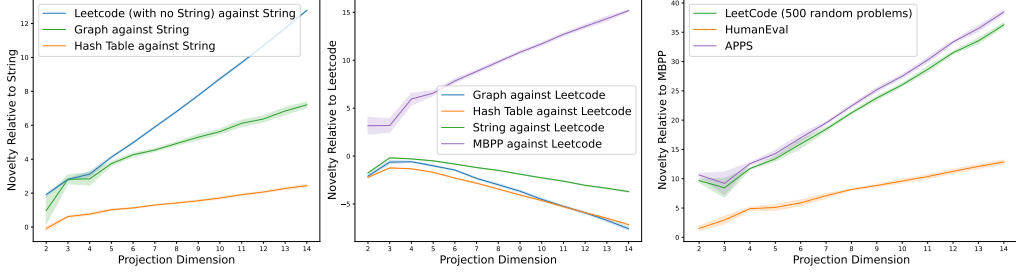


Figure 1: Left: The full LeetCode dataset has higher novelty than its Hash Table and String subsets as expected. Middle: The MBPP dataset has high novelty against the LeetCode dataset, whereas the LeetCode subdatasets have very little relative novelty as expected. Right: LeetCode and APPS have high novelty as their problems are harder and very different from MBPP, whereas HumanEval has low novelty as it is known to be more similar to MBPP. All plots show 95% confidence intervals.

“Graph” (160 problems), and problems tagged “String” (786 problems). We also use the MBPP test dataset (374 problems) [3]. We also use HumanEval (164 problems) and 500 randomly chosen problems from the APPS dataset [4, 33]. We run UMAP with 80 nearest neighbors and a minimum distance of 0.1; we compute this over 10 independent UMAP runs using  $k = 4$  for the novelty k-NN parameter.

As shown in Figure 1, our results align with intuition, confirming the KL divergence as a measure of benchmark novelty. In the second graph, the estimator becomes negative despite KL being theoretically nonnegative. This is because we are comparing a subset against a superset: subset–superset distances are small, but intra-subset distances are large, causing the estimator to be negative. We find that in practice, for practically useful comparisons, negativity never occurs; we include this case primarily to illustrate that our metric still reflects human intuition. Note that our comparisons can still work in such degenerate cases as we only care about *relative* differences between datasets.

### 3.2.2 Differential Entropy Metric Validation

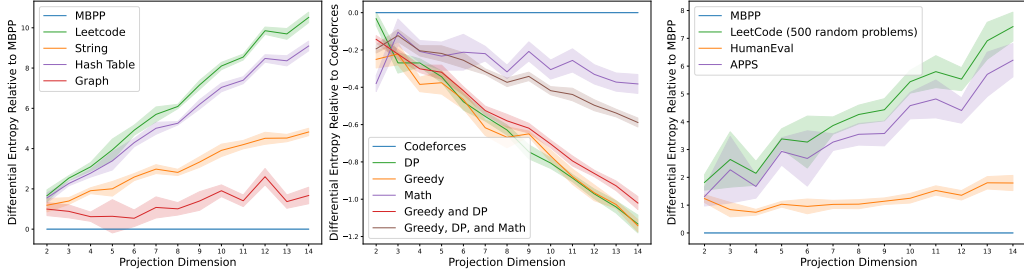


Figure 2: Left: LeetCode vs. MBPP entropy. MBPP shows lower entropy due to simpler, more repetitive problems. Middle: Codeforces vs. subsets. Full datasets have higher entropy than topic-specific subsets, except Math, which overlaps with others (e.g., DP, Greedy) and thus appears highly dispersed when isolated. Right: LeetCode and APPS have high diversity as their problems span many different computer science topics, whereas HumanEval has low diversity as the problems are easier and known to be more similar to MBPP. All plots show 95% confidence intervals.

In addition to previous datasets, we analyze 4,000 random Codeforces problems [34]. UMAP is run with 80 neighbors and min-distance 0.1 over 10 trials. Because the Kozachenko–Leonenko estimator depends on k-NN distances, larger datasets yield artificially lower entropy due to smaller inter-point gaps. To draw fair comparisons, we sample  $N$  points per dataset (without replacement) many times and average entropy across iterations to reduce variance.

For LeetCode vs. MBPP we use  $N=150$  points per dataset over 250 trials ( $k=4$ ), and for Codeforces  $N=800$  over 250 trials ( $k=21$ ) (Figure 2). “Diversity relative to X” is plotted as a difference for visualization only; diversity itself is a unary function. The results show that the entropy aligns with intuition: datasets expected to be more diverse exhibit higher entropy.

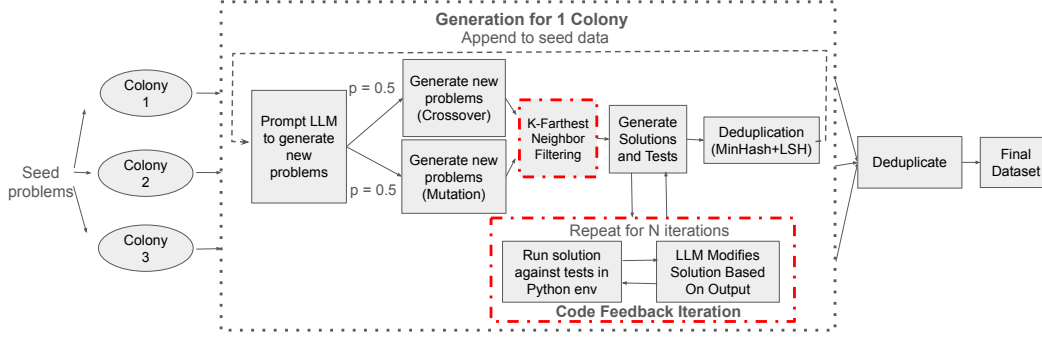


Figure 3: Generation Pipeline. Each colony receives a subset of the seed problems and applies mutation or crossover to them at each iteration. For each problem, it generates solutions and tests which go through multiple iterations of testing to ensure correctness. Deduplication removes similar problems within each colony; the remaining ones are used as seed data for the next iteration. The colony outputs are merged and deduplicated to produce the final dataset.

### 3.3 Choosing $k$ and $d$

Kraskov et al. [35] show that the bias–variance tradeoff for dataset size  $N$  depends on  $k/N$ : larger  $k$  increases bias but reduces variance and captures global structure. For KL-Divergence, we use  $k \approx 4$  to emphasize local differences; for entropy, larger  $k$  better captures global diversity, especially with scattered clusters; we find  $k/N \in [0.02, 0.04]$  effective. Overall, diversity and entropy rankings are consistent across dimensions, and we recommend projecting to  $d \in [8, 12]$  for dataset comparison. We present ablations for all hyper-parameters used to compute these metrics in Appendix A.

## 4 A Novel Benchmark Synthesis Pipeline

We introduce an end-to-end genetic algorithm for generating novel and diverse datasets from a seed dataset. The detailed algorithm is given in Appendix B, but we describe the main ideas here. Figure 3 provides a visual outline of the pipeline.

### 4.1 Data Generation Pipeline

**Mutation and Crossover.** Starting from the seed data, at each iteration, we randomly apply either crossover or mutation to generate new coding instructions [7]. One key change from previous work is that our mutation prompts ask the model to modify an existing problem in three different difficulty variations: easier, equally difficult, and more difficult, encouraging diversity. We demonstrate the benefit of having multiple mutation difficulties in Section 5.2. Crossover prompts combine existing questions into new ones. Prompts are given in Appendix D.1, D.2. This example shows how mutation varies problem difficulty. Appendix F contains more examples.

**Seed Question:** Write a Python function to find the sum of an array.

**Hard Mutation Variant:** Write a Python function to find the sum of an array, where the array may contain nested lists of integers at any depth.

This example shows how crossover creates an interesting, novel question by combining two unrelated ones. Appendix F contains more examples.

**Seed Questions:** 1. Write a function to rotate a given list by a specified number of items to the right direction. 2. Write a function to find the maximum sum that can be formed which has no three consecutive elements present.

**Crossover Variant:** Write a function to rotate a list by a specified number of steps to the right, ensuring that the sum of any three consecutive elements in the newly rotated list does not exceed a given threshold.

**k-Farthest Neighbor Selection.** A key improvement of InfoSynth is that in order to increase novelty and diversity, we filter problems by cosine similarity to those already generated. In mutation, we produce easy, medium, and hard variants, retaining the two of three with lowest similarity to the seed and generated set. In crossover, we likewise generate three problems and keep the two least similar to the dataset.

**Iterative Code Feedback.** For each new problem, the model generates a Python solution and test cases (prompts in Appendix D.3, D.4). Candidate solutions are executed in an isolated environment, and the results are fed back to the model, which iteratively refines its solution and tests until all tests pass or a maximum number of iterations is reached. A key improvement of InfoSynth over prior methods is feeding the entire feedback history at each step, giving the model richer context; Section 5.3 explains how this induces chain-of-thought reasoning [36]. Importantly, problems failing self-verification are excluded from the final dataset but still serve as seeds for the next generation round to encourage diversity.

**Deduplication.** We use the MinHash + LSH algorithm with 250 permutations and a 0.75 similarity threshold to remove textually similar problems, similar to that done by Majumdar et al. [7].

**Postprocessing.** Generated problem descriptions are not always well-aligned with their test cases. For example, a problem may not describe how to handle edge-cases such as null inputs or empty arrays. In some problems, it is unreasonable to expect a test-taker to infer the desired behavior (e.g., should we return None or -1 on an empty array input?). An example of such a problem is given in Appendix E. For each problem-test pair, the model is prompted to rephrase the question to incorporate details on handling obscure edge-cases. The prompt is given in Appendix D.5.

## 4.2 Experimental Setup

We generate six datasets using GPT-4o [37] as the generator. The first dataset, called MBPP-Guided, is seeded with MBPP. The second dataset, MBPP-Hard-Guided, is also seeded with MBPP, but during mutation, the model is specifically prompted to make the questions more difficult. The third dataset, Leetcode-New, is seeded with a Leetcode dataset developed by Xia et al. [38]. For each of these three datasets, we perform the generation process again, this time without using K-farthest neighbor selection, resulting in a total of six datasets. These additional datasets are referred to as MBPP-New, MBPP-Hard, and Leetcode-New, respectively.

## 5 Results and Analysis

We categorize generated problems as: (1) **Passing** (solution passes all tests), (2) **Failing** (fails  $\geq 1$  test), (3) **Erroring** (syntax/runtime error), and (4) **Unparsable** (malformed, e.g., missing [solution]/[test] tags, more common for smaller models). Table 1 reports benchmark statistics: test cases equal the number of `assert` statements, and test coverage is the fraction of code lines executed when all tests are run. We also evaluate SOTA models on all datasets (Table 2); Qwen2.5 models use 4-bit quantization. Since MBPP contains vague/misleading problems [3], we post-processed it for fairer comparison. Thus, Table 2 focuses on post-processed results as these provide the fairest comparison, omitting filtered versions (see Section 5.5). For each benchmark, we randomly sample 100 problems and manually verify that its solutions and test cases are fully correct and consistent with its problem statement.

Table 1: Dataset statistics and quality measures. Gen. Size: Initial generation size; Filtered: Problems removed via filtering; Avg. Tests: Avg. # test cases per problem; Human Correct: Human-verified correctness (%); Coverage: Test coverage (%); Hours: Person-hours spent generating.

Dataset	Gen. Size	# Filtered	Avg. Tests	% Human Correct	% Coverage	Hours
MBPP-New	1002	539	8.30	97%	99%	13
MBPP-Guided	992	570	8.86	98%	99%	14
MBPP-Hard	1007	219	10.35	96%	100%	14
MBPP-Hard-Guided	994	468	8.86	96%	100%	15
Leetcode-New	997	163	8.22	98%	99%	25
Leetcode-Guided	991	177	8.66	97%	100%	27



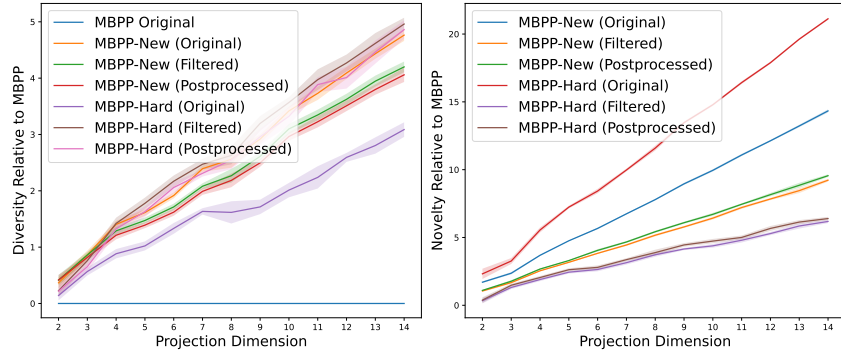
Table 2: Test-taker performance on datasets

Model	Dataset	Filtered			Postprocessed		
		%Pass	%Fail	%Err	%Pass	%Fail	%Err
Qwen2.5-7b-Instruct	MBPP-Original	52.67	45.99	1.34	60.43	37.70	1.87
	MBPP-New	34.32	61.60	4.08	45.83	51.58	2.60
	MBPP-Guided	-	-	-	54.04	44.39	1.58
	MBPP-Hard	19.82	72.52	7.66	30.14	63.01	6.85
	MBPP-Hard-Guided	-	-	-	39.10	56.84	4.06
	Leetcode-Original	-	-	-	11.84	83.77	4.39
	Leetcode-New	25.29	74.12	0.59	22.70	75.46	1.84
	Leetcode-Guided	-	-	-	28.25	71.19	0.56
Qwen2.5-3b-Coder	MBPP-Original	46.79	48.93	4.28	52.41	42.51	5.08
	MBPP-New	31.35	55.47	13.17	38.78	49.54	11.69
	MBPP-Guided	-	-	-	40.53	49.30	10.18
	MBPP-Hard	21.62	54.95	23.42	24.20	53.88	21.92
	MBPP-Hard-Guided	-	-	-	29.06	58.12	12.82
	Leetcode-Original	-	-	-	2.63	85.53	11.84
	Leetcode-New	18.24	62.94	18.82	20.25	66.87	12.88
	Leetcode-Guided	-	-	-	14.12	76.27	9.60
GPT-4.1-Mini	MBPP-Original	58.02	36.10	5.88	66.04	30.48	0.00
	MBPP-New	56.96	40.63	2.41	67.35	29.68	2.97
	MBPP-Guided	-	-	-	71.93	22.46	5.61
	MBPP-Hard	44.14	50.45	5.41	55.25	38.81	5.94
	MBPP-Hard-Guided	-	-	-	68.38	27.78	3.85
	Leetcode-Original	-	-	-	32.89	54.82	12.28
	Leetcode-New	45.28	38.24	16.47	48.47	42.33	9.20
	Leetcode-Guided	-	-	-	48.02	46.89	5.08
Gemini-2.0-Flash	MBPP-Original	64.97	35.03	0.00	68.72	31.02	0.26
	MBPP-New	53.99	45.64	0.37	63.64	36.18	0.19
	MBPP-Guided	-	-	-	71.93	27.02	1.05
	MBPP-Hard	44.59	52.25	3.15	49.32	45.66	5.02
	MBPP-Hard-Guided	-	-	-	62.39	35.04	2.56
	Leetcode-Original	-	-	-	32.46	64.47	3.07
	Leetcode-New	44.71	54.12	1.18	49.08	48.47	2.45
	Leetcode-Guided	-	-	-	45.76	50.85	3.39
Claude 3.7 Sonnet	MBPP-Original	63.37	36.63	0.00	70.86	29.14	0.00
	MBPP-New	55.29	44.71	0.00	64.75	35.25	0.00
	MBPP-Guided	-	-	-	74.74	24.91	0.35
	MBPP-Hard	45.05	52.25	2.70	56.62	40.64	2.74
	MBPP-Hard-Guided	-	-	-	66.03	33.33	0.64
	Leetcode-Original	-	-	-	31.14	67.11	1.75
	Leetcode-New	44.71	54.71	0.59	42.33	57.67	0.00
	Leetcode-Guided	-	-	-	48.02	51.98	0.00
o4-mini	MBPP-Original	66.58	33.42	0.00	70.05	29.68	0.27
	MBPP-New	58.26	41.19	0.56	70.13	29.68	0.19
	MBPP-Guided	-	-	-	77.19	22.63	0.18
	MBPP-Hard	47.75	49.55	2.70	62.56	33.33	4.11
	MBPP-Hard-Guided	-	-	-	72.44	26.28	1.28
	Leetcode-Original	-	-	-	38.60	58.77	2.63
	Leetcode-New	40.59	58.82	0.59	48.47	49.08	2.45
	Leetcode-Guided	-	-	-	46.33	52.54	1.13

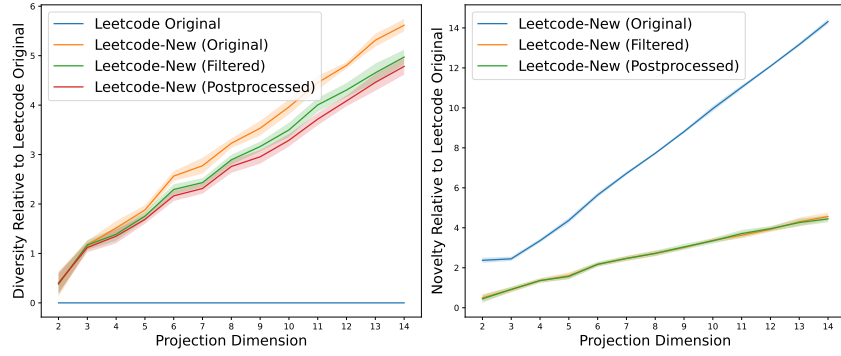
## 5.1 Novelty and Diversity Analysis

Figure 4a presents the novelty and diversity of MBPP-New and MBPP-Hard relative to MBPP-Original, while Figure 4b shows the same comparison for Leetcode-New relative to Leetcode-Original. Overall, our pipeline produces datasets that are more novel and diverse than the original seeds. However, filtering and post-processing reduce novelty compared to the initial generation. We attribute this to LLM memorization [10, 39], since more novel problems are often out-of-distribution and harder for the model to solve. All UMAP simulations use 80 neighbors and a minimum distance of 0.1, except for Figure 4d, which uses 30 neighbors due to smaller dataset size. In general, our results are not sensitive to UMAP hyperparameters.

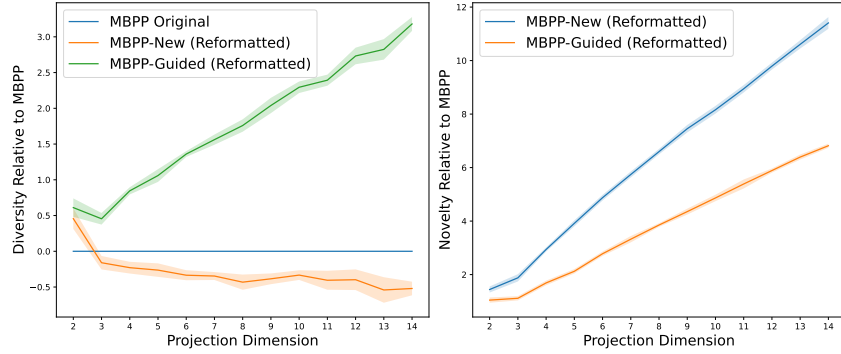
Figures 4c and 4d show that k-farthest-neighbor filtering improves dataset novelty and diversity. This comes at the cost of generating easier problems (Table 2), highlighting another advantage of InfoSynth in controlling the novelty–diversity–difficulty tradeoff. Empirically, this arises because the generator struggles to produce difficult problems unless they are conceptually aligned with the seeds. We also observe a tradeoff between novelty and diversity: highly diverse datasets tend to con-



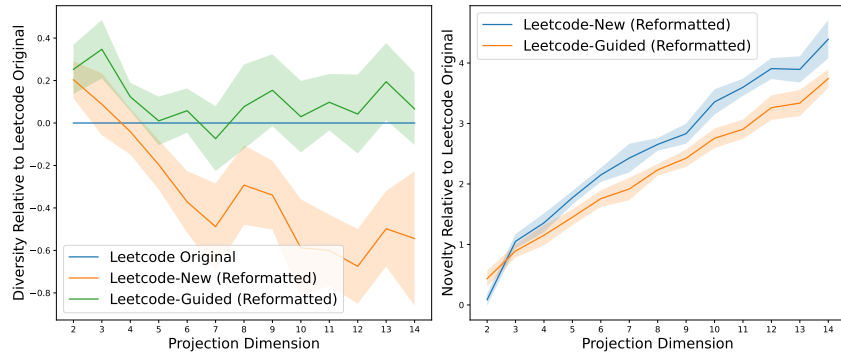
(a) Novelty and diversity in MBPP-New and MBPP-Hard. Using all three mutation types boosts novelty. MBPP-Hard has lower novelty than MBPP-Original but higher diversity.



(b) Leetcode-New shows greater novelty and diversity compared to the original Leetcode.



(c) MBPP-Guided exhibits higher diversity but reduced novelty compared to MBPP-New.



(d) Leetcode-Guided exhibits higher diversity but reduced novelty.

Figure 4: Novelty and diversity analysis across MBPP and Leetcode variants.



concentrate around low-density regions in the seed-embedding distribution, which increases novelty but reduces diversity. Our results also show that filtering and post-processing reliably improve diversity.

## 5.2 Effect of Varying Mutation Difficulties

Table 2 shows MBPP-Hard scores are 8%-15% lower than MBPP-Original across most models, suggesting hard mutations effectively raise difficulty. This comes with a tradeoff of the dataset having reduced diversity and novelty as the problems tend to be concentrated around fewer, but more challenging topics. Hence, the set of mutation difficulties can be carefully chosen in InfoSynth in order to control the difficulty of the produced benchmark.

## 5.3 Effect of Iterative Code Feedback

We find that passing solution-test pairs increase by 20% over 5 feedback iterations, showing the effectiveness of code iteration in producing robust problems. Error rates drop as the LLM fixes syntax/runtime issues, though the unparsable rate rises slightly due to occasional formatting failures. Appendix C shows feedback curves. Three iterations are typically ideal; further iterations yield marginal gains not worth the extra inference cost. We also find that iterative feedback acts as chain-of-thought (CoT) reasoning [36], as the model leverages the full feedback history to refine solutions/tests, lowering both error and failure rates. An example of this is in Appendix G.

## 5.4 Categorizing Filtered-Out Problems

In general, we don’t observe any major biases in the topics that make it past the filtering step, however, there are 2 notable types of problems that get filtered more often than others:

- Problems that are a crossover of problems that were already generated by crossover. This tends to create very difficult problems with many constraints, making it difficult for the generator LLM to generate accurate solutions and tests that adhere to every step. We interpret this as a limitation of current models’ ability to perform long-horizon tasks, rather than a limitation of our pipeline.
- Problems involving significant numerical calculations (e.g. computing the  $n$ th Delannoy number); although the generator LLM often generates correct solutions for such problems, it struggles to make tests with accurate numerical assertions.

## 5.5 Effect of the Postprocessing Step

Appendix E shows two post-processed examples, where the model resolves ambiguous edge cases and sometimes rephrases statements more concisely without losing information. Table 2 shows 5–15% accuracy gains across most test-taker models, confirming that post-processing reduces ambiguity. Manual verification of 100 problems per dataset further shows 100% of post-processed problems are correctly reformatted without altering the core question.

## 5.6 Relating Diversity and Topic Coverage

For each problem in MBPP Original, MBPP-New, and MBPP-Guided, we prompted GPT-4o-mini [37] to provide up to 3 topic labels describing the problem, similar to the approach used by Zhao et al. [16]. The list of available topic labels was taken from the Leetcode dataset [32]. Figure 5 shows the results. The prompt is given in Appendix H.

Figure 5 shows that InfoSynth increases the number of problems that use each concept for most topics, creating more diverse and widely covering problems. We find that for some topics with lesser coverage in the original MBPP dataset, our pipeline produces many more problems covering those topics. Evidently, MBPP-Guided has more topic coverage than MBPP-New across most categories, demonstrating the effectiveness of  $k$ -farthest-neighbor-filtering in encouraging diversity.

## 5.7 Comparison to Previous Generation Methods

We compare InfoSynth with GeneticInstruct and KodCode in generating novel and diverse problems. All three pipelines use Leetcode-based seeds, so novelty and diversity are measured against Leetcode

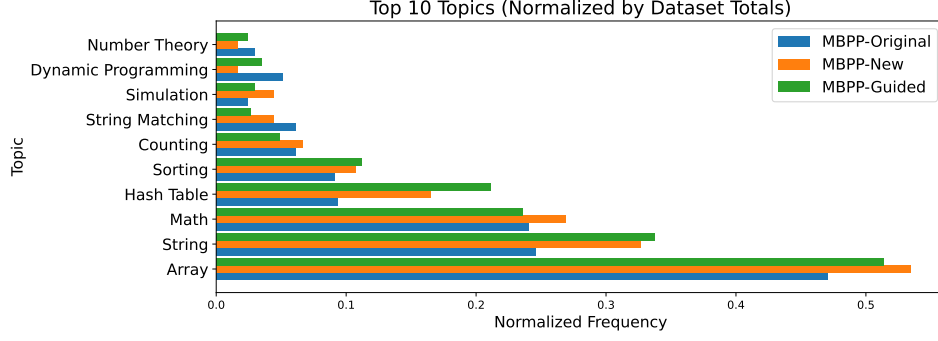


Figure 5: Fraction of problems relating to each topic for the 10 most common topics

Original. Since GeneticInstruct and KodCode use multiple seed datasets, we pool all reformatted problems generated by InfoSynth to form a combined dataset. Figure 6 shows the results.

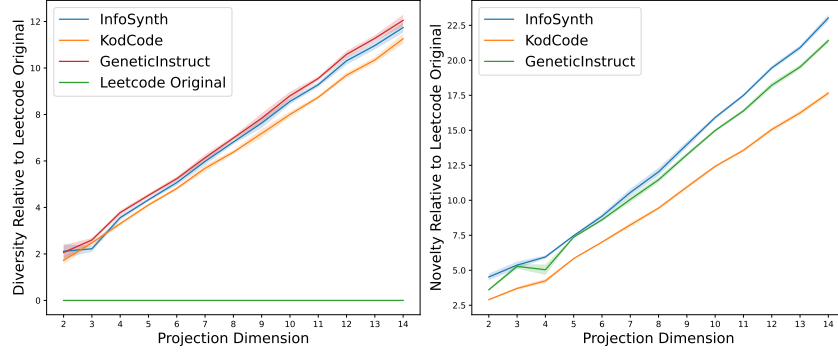
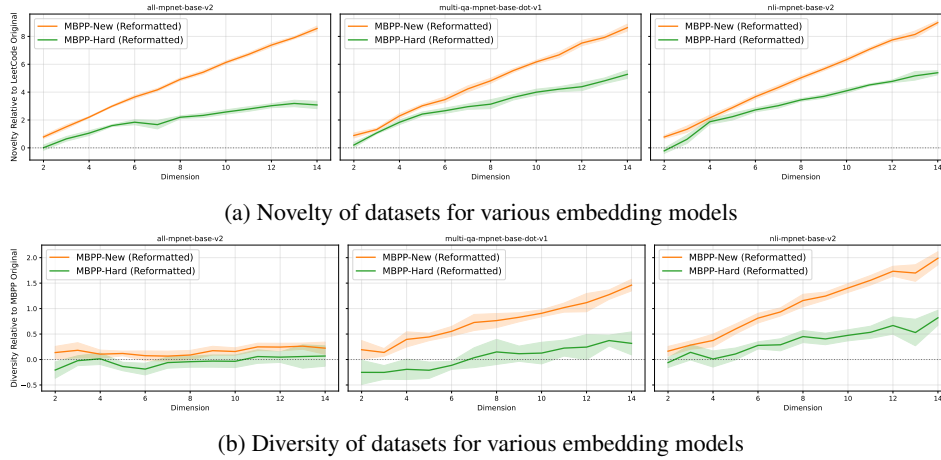


Figure 6: Novelty and diversity of various problem generation pipelines

We find that InfoSynth and GeneticInstruct exhibit very similar diversity, both slightly higher than KodCode. Additionally, InfoSynth stands out as the most novel dataset. Importantly, this comparison measures novelty against the Leetcode seed dataset *used by InfoSynth*, rather than the seed datasets for GeneticInstruct or KodCode, highlighting InfoSynth’s superior ability to generate problems that differ substantially from its seed data.



(b) Diversity of datasets for various embedding models

Figure 7: Embedding model invariance analysis for novelty and diversity metrics

## 5.8 Choosing an embedding model

We test various embeddings model on our datasets. Figures 7a, 7b show that the relative novelty and diversity of datasets remains similar across embedding models despite some fluctuations in the magnitudes of those differences.

## 6 Conclusion

In this paper, we introduced InfoSynth, a novel framework to efficiently calculate the diversity and novelty of new benchmarks in a more-efficient and cost-effective manner. Moreover, we demonstrated the effectiveness of InfoSynth in generating high-quality, novel, and diverse synthetic coding datasets from seed data. We hope that future work will leverage our ideas to create robust, novel, and diverse benchmarks.

## References

- [1] Naman Jain, King Han, Alex Gu, Wen-Ding Li, Fanjia Yan, Tianjun Zhang, Sida Wang, Armando Solar-Lezama, Koushik Sen, and Ion Stoica. LiveCodeBench: Holistic and Contamination Free Evaluation of Large Language Models for Code. *ArXiv preprint*, abs/2403.07974, 2024. URL <https://arxiv.org/abs/2403.07974>.
- [2] Terry Yue Zhuo, Minh Chien Vu, Jenny Chim, Han Hu, Wenhao Yu, Ratnadira Widyasari, Imam Nur Bani Yusuf, Haolan Zhan, Junda He, Indraneil Paul, Simon Brunner, Chen Gong, Thong Hoang, Armel Randy Zebaze, Xiaoheng Hong, Wen-Ding Li, Jean Kaddour, Ming Xu, Zhihan Zhang, Prateek Yadav, Naman Jain, Alex Gu, Zhoujun Cheng, Jiawei Liu, Qian Liu, Zijian Wang, David Lo, Binyuan Hui, Niklas Muennighoff, Daniel Fried, Xiaoning Du, Harm de Vries, and Leandro von Werra. BigCodeBench: Benchmarking Code Generation with Diverse Function Calls and Complex Instructions. *ArXiv preprint*, abs/2406.15877, 2024. URL <https://arxiv.org/abs/2406.15877>.
- [3] Jacob Austin, Augustus Odena, Maxwell I. Nye, Maarten Bosma, Henryk Michalewski, David Dohan, Ellen Jiang, Carrie J. Cai, Michael Terry, Quoc V. Le, and Charles Sutton. Program Synthesis with Large Language Models. *ArXiv preprint*, abs/2108.07732, 2021. URL <https://arxiv.org/abs/2108.07732>.
- [4] Mark Chen, Jerry Tworek, Heewoo Jun, Qiming Yuan, Henrique Ponde De Oliveira Pinto, Jared Kaplan, Harri Edwards, Yuri Burda, Nicholas Joseph, Greg Brockman, et al. Evaluating Large Language Models Trained on Code. *ArXiv preprint*, abs/2107.03374, 2021. URL <https://arxiv.org/abs/2107.03374>.
- [5] Karl Cobbe, Vineet Kosaraju, Mohammad Bavarian, Mark Chen, Heewoo Jun, Lukasz Kaiser, Matthias Plappert, Jerry Tworek, Jacob Hilton, Reiichiro Nakano, Christopher Hesse, and John Schulman. Training Verifiers to Solve Math Word Problems. *ArXiv preprint*, abs/2110.14168, 2021. URL <https://arxiv.org/abs/2110.14168>.
- [6] Jiawei Liu, Thanh Nguyen, Mingyue Shang, Hantian Ding, Xiaopeng Li, Yu Yu, Varun Kumar, and Zijian Wang. Learning Code Preference via Synthetic Evolution. *ArXiv preprint*, abs/2410.03837, 2024. URL <https://arxiv.org/abs/2410.03837>.
- [7] Somshubra Majumdar, Vahid Noroozi, Sean Narenthiran, Aleksander Ficek, Jagadeesh Balam, and Boris Ginsburg. Genetic Instruct: Scaling up Synthetic Generation of Coding Instructions for Large Language Models. *ArXiv preprint*, abs/2407.21077, 2024. URL <https://arxiv.org/abs/2407.21077>.
- [8] Yisen Li, Lingfeng Yang, Wenxuan Shen, Pan Zhou, Yao Wan, Weiwei Lin, and Dongping Chen. CrowdSelect: Synthetic Instruction Data Selection with Multi-LLM Wisdom. *ArXiv preprint*, abs/2503.01836, 2025. URL <https://arxiv.org/abs/2503.01836>.
- [9] Yuyang Ding, Xinyu Shi, Xiaobo Liang, Juntao Li, Qiaoming Zhu, and Min Zhang. Unleashing Reasoning Capability of LLMs via Scalable Question Synthesis from Scratch. *ArXiv preprint*, abs/2410.18693, 2024. URL <https://arxiv.org/abs/2410.18693>.

- [10] Kaixuan Huang, Jiacheng Guo, Zihao Li, Xiang Ji, Jiawei Ge, Wenzhe Li, Yingqing Guo, Tianle Cai, Hui Yuan, Runzhe Wang, Yue Wu, Ming Yin, Shange Tang, Yangsibo Huang, Chi Jin, Xinyun Chen, Chiyuan Zhang, and Mengdi Wang. MATH-Perturb: Benchmarking LLMs’ Math Reasoning Abilities against Hard Perturbations. *ArXiv preprint*, abs/2502.06453, 2025. URL <https://arxiv.org/abs/2502.06453>.
- [11] Chunyuan Deng, Yilun Zhao, Xiangru Tang, Mark Gerstein, and Arman Cohan. Investigating data contamination in modern benchmarks for large language models. In Kevin Duh, Helena Gomez, and Steven Bethard, editors, *Proceedings of the 2024 Conference of the North American Chapter of the Association for Computational Linguistics: Human Language Technologies (Volume 1: Long Papers)*, pages 8706–8719, Mexico City, Mexico, 2024. Association for Computational Linguistics. URL <https://aclanthology.org/2024.naacl-long.482>.
- [12] Shahriar Golchin and Mihai Surdeanu. Data Contamination Quiz: A Tool to Detect and Estimate Contamination in Large Language Models. *ArXiv preprint*, abs/2311.06233, 2023. URL <https://arxiv.org/abs/2311.06233>.
- [13] Chunyuan Deng, Yilun Zhao, Xiangru Tang, Mark Gerstein, and Arman Cohan. Investigating data contamination in modern benchmarks for large language models. In Kevin Duh, Helena Gomez, and Steven Bethard, editors, *Proceedings of the 2024 Conference of the North American Chapter of the Association for Computational Linguistics: Human Language Technologies (Volume 1: Long Papers)*, pages 8706–8719, Mexico City, Mexico, 2024. Association for Computational Linguistics. URL <https://aclanthology.org/2024.naacl-long.482>.
- [14] Hugh Zhang, Jeff Da, Dean Lee, Vaughn Robinson, Catherine Wu, William Song, Tiffany Zhao, Pranav Raja, Charlotte Zhuang, Dylan Slack, Qin Lyu, Sean Hendryx, Russell Kaplan, Michele Lunati, and Summer Yue. A careful examination of large language model performance on grade school arithmetic. In Amir Globersons, Lester Mackey, Danielle Belgrave, Angela Fan, Ulrich Paquet, Jakub M. Tomczak, and Cheng Zhang, editors, *Advances in Neural Information Processing Systems 38: Annual Conference on Neural Information Processing Systems 2024, NeurIPS 2024, Vancouver, BC, Canada, December 10 - 15, 2024*, 2024. URL [http://papers.nips.cc/paper\\_files/paper/2024/hash/53384f2090c6a5cac952c598fd67992f-Abstract-Datasets\\_and\\_Benchmarks\\_Track.html](http://papers.nips.cc/paper_files/paper/2024/hash/53384f2090c6a5cac952c598fd67992f-Abstract-Datasets_and_Benchmarks_Track.html).
- [15] Yizhong Wang, Yeganeh Kordi, Swaroop Mishra, Alisa Liu, Noah A. Smith, Daniel Khashabi, and Hannaneh Hajishirzi. Self-instruct: Aligning language models with self-generated instructions. In Anna Rogers, Jordan Boyd-Graber, and Naoaki Okazaki, editors, *Proceedings of the 61st Annual Meeting of the Association for Computational Linguistics (Volume 1: Long Papers)*, pages 13484–13508, Toronto, Canada, 2023. Association for Computational Linguistics. doi: 10.18653/v1/2023.acl-long.754. URL <https://aclanthology.org/2023.acl-long.754>.
- [16] Xueliang Zhao, Wei Wu, Jian Guan, and Lingpeng Kong. PromptCoT: Synthesizing Olympiad-level Problems for Mathematical Reasoning in Large Language Models. *ArXiv preprint*, abs/2503.02324, 2025. URL <https://arxiv.org/abs/2503.02324>.
- [17] Can Xu, Qingfeng Sun, Kai Zheng, Xiubo Geng, Pu Zhao, Jiazhan Feng, Chongyang Tao, Qingwei Lin, and Daxin Jiang. Wizardlm: Empowering large pre-trained language models to follow complex instructions. In *The Twelfth International Conference on Learning Representations, ICLR 2024, Vienna, Austria, May 7-11, 2024*. OpenReview.net, 2024. URL <https://openreview.net/forum?id=CfXh93NDgH>.
- [18] Zhangchen Xu, Yang Liu, Yueqin Yin, Mingyuan Zhou, and Radha Poovendran. Kod-Code: A Diverse, Challenging, and Verifiable Synthetic Dataset for Coding. *ArXiv preprint*, abs/2503.02951, 2025. URL <https://arxiv.org/abs/2503.02951>.
- [19] Zhihan Liu, Shenao Zhang, and Zhaoran Wang. DSTC: Direct Preference Learning with Only Self-generated Tests and Code to Improve Code LMs. *ArXiv preprint*, abs/2411.13611, 2024. URL <https://arxiv.org/abs/2411.13611>.

- [20] Jiatae Liu, Yiqin Zhu, Kaiwen Xiao, Qiang Fu, Xiao Han, Wei Yang, and Deheng Ye. RLTF: Reinforcement Learning from Unit Test Feedback. *ArXiv preprint*, abs/2307.04349, 2023. URL <https://arxiv.org/abs/2307.04349>.
- [21] Bei Chen, Fengji Zhang, Anh Nguyen, Daoguang Zan, Zeqi Lin, Jian-Guang Lou, and Weizhu Chen. Codet: Code generation with generated tests. In *The Eleventh International Conference on Learning Representations, ICLR 2023, Kigali, Rwanda, May 1-5, 2023*. OpenReview.net, 2023. URL <https://openreview.net/pdf?id=ktrw68Cmu9c>.
- [22] Huaye Zeng, Dongfu Jiang, Haozhe Wang, Ping Nie, Xiaotong Chen, and Wenhui Chen. ACECODER: Acing Coder RL via Automated Test-case Synthesis. *ArXiv preprint*, abs/2502.01718, 2025. URL <https://arxiv.org/abs/2502.01718>.
- [23] Xiang Lisa Li, Farzaan Kaiyom, Evan Zheran Liu, Yifan Mai, Percy Liang, and Tatsunori Hashimoto. AutoBench: Towards Declarative Benchmark Construction. In *The Thirteenth International Conference on Learning Representations, ICLR 2025, Singapore, April 24-28, 2025*. OpenReview.net, 2025. URL <https://openreview.net/forum?id=ynt4crbbXh>.
- [24] Sang T. Truong, Yuheng Tu, Percy Liang, Bo Li, and Sanmi Koyejo. Reliable and Efficient Amortized Model-based Evaluation. *ArXiv preprint*, abs/2503.13335, 2025. URL <https://arxiv.org/abs/2503.13335>.
- [25] Jingxu Xie, Dylan Xu, Xuandong Zhao, and Dawn Song. Agentsynth: Scalable task generation for generalist computer-use agents. *arXiv preprint arXiv:2506.14205*, 2025.
- [26] Florian Tambon, Amin Nikanjam, Cyrine Zid, Foutse Khomh, and Giuliano Antoniol. TaskEval: Assessing Difficulty of Code Generation Tasks for Large Language Models. *ArXiv preprint*, abs/2407.21227, 2024. URL <https://arxiv.org/abs/2407.21227>.
- [27] John Schulman, Filip Wolski, Prafulla Dhariwal, Alec Radford, and Oleg Klimov. Proximal Policy Optimization Algorithms. *ArXiv preprint*, abs/1707.06347, 2017. URL <https://arxiv.org/abs/1707.06347>.
- [28] Diederik P. Kingma and Max Welling. Auto-encoding variational bayes. In Yoshua Bengio and Yann LeCun, editors, *2nd International Conference on Learning Representations, ICLR 2014, Banff, AB, Canada, April 14-16, 2014, Conference Track Proceedings*, 2014. URL <http://arxiv.org/abs/1312.6114>.
- [29] Qing Wang, Sanjeev R. Kulkarni, and Sergio Verdú. Divergence estimation for multidimensional densities via k-nearest-neighbor distances. *IEEE Trans. Inf. Theory*, 55(5):2392–2405, 2009. doi: 10.1109/TIT.2009.2016060. URL <https://doi.org/10.1109/TIT.2009.2016060>.
- [30] Kaitao Song, Xu Tan, Tao Qin, Jianfeng Lu, and Tie-Yan Liu. MpNet: Masked and permuted pre-training for language understanding. In Hugo Larochelle, Marc’Aurelio Ranzato, Raia Hadsell, Maria-Florina Balcan, and Hsuan-Tien Lin, editors, *Advances in Neural Information Processing Systems 33: Annual Conference on Neural Information Processing Systems 2020, NeurIPS 2020, December 6-12, 2020, virtual*, 2020. URL <https://proceedings.neurips.cc/paper/2020/hash/c3a690be93aa602ee2dc0ccab5b7b67e-Abstract.html>.
- [31] Leland McInnes, John Healy, Nathaniel Saul, and Lukas Großberger. UMAP: Uniform Manifold Approximation and Projection. *J. Open Source Softw.*, 3(29):861, 2018. doi: 10.21105/JOSS.00861. URL <https://doi.org/10.21105/JOSS.00861>.
- [32] kaysss. leetcode-problem-set. <https://huggingface.co/datasets/kaysss/leetcode-problem-set>, 2025. Accessed: 2025-05-11.
- [33] Dan Hendrycks, Steven Basart, Saurav Kadavath, Mantas Mazeika, Akul Arora, Ethan Guo, Collin Burns, Samir Puranik, Horace He, Dawn Song, and Jacob Steinhardt. Measuring coding challenge competence with apps. *ArXiv preprint*, abs/2105.09938, 2021. URL <https://arxiv.org/abs/2105.09938>.

- [34] open-r1. Codeforces Problems Dataset. <https://huggingface.co/datasets/open-r1/codeforces>, 2024. Accessed: 2025-05-11.
- [35] Alexander Kraskov, Harald Stögbauer, and Peter Grassberger. Estimating mutual information. *Physical Review E*, 69(6), 2004. ISSN 1550-2376. doi: 10.1103/physreve.69.066138. URL <http://dx.doi.org/10.1103/PhysRevE.69.066138>.
- [36] Jason Wei, Xuezhi Wang, Dale Schuurmans, Maarten Bosma, Brian Ichter, Fei Xia, Ed H. Chi, Quoc V. Le, and Denny Zhou. Chain-of-thought prompting elicits reasoning in large language models. In Sanmi Koyejo, S. Mohamed, A. Agarwal, Danielle Belgrave, K. Cho, and A. Oh, editors, *Advances in Neural Information Processing Systems 35: Annual Conference on Neural Information Processing Systems 2022, NeurIPS 2022, New Orleans, LA, USA, November 28 - December 9, 2022*, 2022. URL [http://papers.nips.cc/paper\\_files/paper/2022/hash/9d5609613524ecf4f15af0f7b31abca4-Abstract-Conference.html](http://papers.nips.cc/paper_files/paper/2022/hash/9d5609613524ecf4f15af0f7b31abca4-Abstract-Conference.html).
- [37] Aaron Hurst, Adam Lerer, Adam P Goucher, Adam Perelman, Aditya Ramesh, Aidan Clark, AJ Ostrow, Akila Welihinda, Alan Hayes, Alec Radford, et al. Gpt-4o system card, 2024. URL <https://arxiv.org/abs/2410.21276>.
- [38] Yunhui Xia, Wei Shen, Yan Wang, Jason Klein Liu, Huifeng Sun, Siyue Wu, Jian Hu, and Xiaolong Xu. LeetCodeDataset: A Temporal Dataset for Robust Evaluation and Efficient Training of Code LLMs. *ArXiv preprint*, abs/2504.14655, 2025. URL <https://arxiv.org/abs/2504.14655>.
- [39] Hirokazu Kiyomaru, Issa Sugiura, Daisuke Kawahara, and Sadao Kurohashi. A Comprehensive Analysis of Memorization in Large Language Models. In Saad Mahamood, Minh Le Nguyen, and Daphne Ippolito, editors, *Proceedings of the 17th International Natural Language Generation Conference, INLG 2024, Tokyo, Japan, September 23 - 27, 2024*, pages 584–596. Association for Computational Linguistics, 2024. doi: 10.18653/v1/2024.INLG-MAIN.45. URL <https://doi.org/10.18653/v1/2024.inlg-main.45>.



## A Sensitivity Analysis for $k$ and UMAP Parameters

We present ablations for hyper-parameters used in our experiments. In general, our results generalize robustly across a wide range of hyper-parameters. Note that in the cases where changing a hyperparameter affects the novelty or diversity, it affects all datasets by roughly the same amount. Since our analysis looks at *relative* differences between benchmarks, our conclusions are still robust.

Specifically, we ablate three hyperparameters in Figure 8:

- $k$ : the number of  $k$ -NN neighbors considered in the estimators
- `n_neighbors`: the number of neighbors used in the UMAP algorithm
- `min_dist`: the minimum distance used in the UMAP algorithm

## B Algorithm For Problem Generation

For MBPP-New we used  $N = 1000$ ,  $N_c = 10$ ,  $B_s = 30$ ,  $C = 2$ ,  $B_c = 5$ ,  $N_{it} = 5$ . For MBPP-Hard we used  $N = 500$ ,  $N_c = 10$ ,  $B_s = 15$ ,  $C = 1$ ,  $B_c = 4$ ,  $N_{it} = 5$ . For Leetcode-New we used  $N = 1000$ ,  $N_c = 10$ ,  $B_s = 30$ ,  $C = 2$ ,  $B_c = 4$ ,  $N_{it} = 5$ .

For MBPP-Guided we used  $N = 1000$ ,  $N_c = 10$ ,  $B_s = 30$ ,  $C = 3$ ,  $B_c = 5$ ,  $N_{it} = 3$ . For MBPP-Hard-Guided we used  $N = 500$ ,  $N_c = 10$ ,  $B_s = 15$ ,  $C = 3$ ,  $B_c = 4$ ,  $N_{it} = 3$ . For Leetcode-Guided we used  $N = 1000$ ,  $N_c = 10$ ,  $B_s = 30$ ,  $C = 3$ ,  $B_c = 4$ ,  $N_{it} = 3$ .

The algorithm is given in Algorithm 1

## C Code-Feedback Results

Figures 9, 10 show how the proportion of problems that pass, fail, error, and are unparsable changes as a function of the number of code feedback iterations. The results shown are consistent across all datasets; in general, more than 3 feedback iterations provides minimal gains in pass rate.

## D Problem Generation Pipeline Prompts

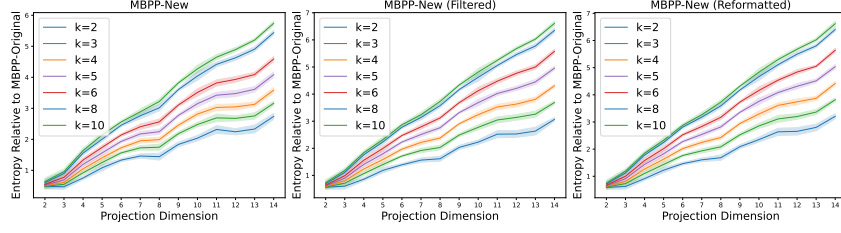
We note that our prompts share some similarity with those used by Majumdar et al. [7].

### D.1 Mutation Prompts

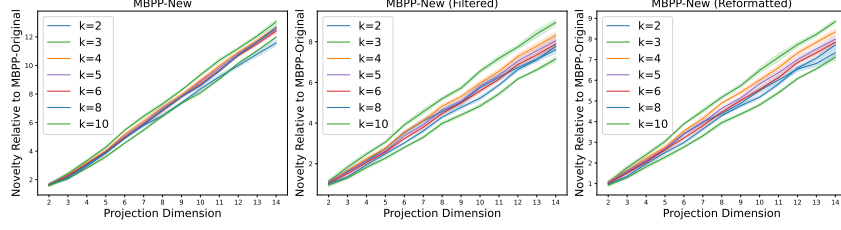
```
% easy
Please decrease the difficulty of the given programming test question a
bit.
The new problem should be conceptually similar to the given question,
but should not simply paraphrase it. Do not provide any hints, solutions
or outputs. Only one new instruction is allowed.
Original Question: {instruction}
New Question:

% medium
Please create a new programming problem of the same difficulty as the
given programming test question. The new problem should be conceptually
similar to the given question, but should not simply paraphrase it.
Do not provide any hints, solutions or outputs. Only one new instruction is
allowed.
Original Question: {instruction}
New Question:

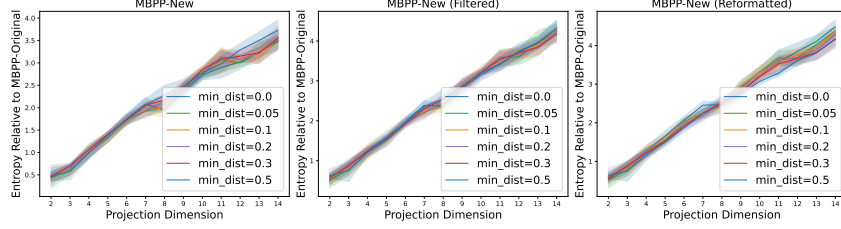
% hard
Please increase the difficulty of the given programming test question a
bit.
```



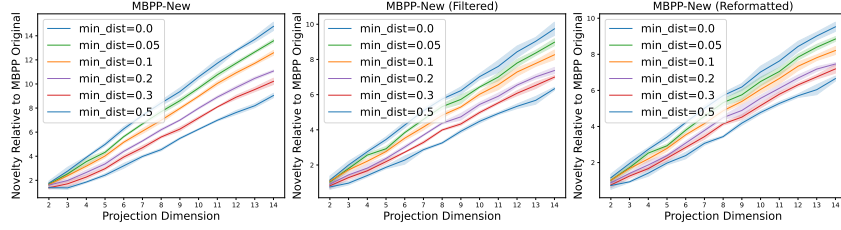
(a) Diversity changes by a similar amount for all benchmarks as  $k$  changes



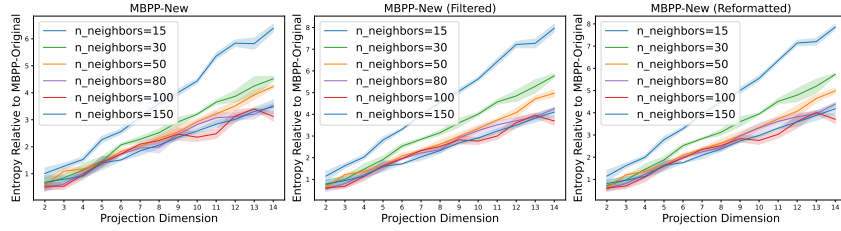
(b) Novelty is almost invariant to fluctuations in  $k$



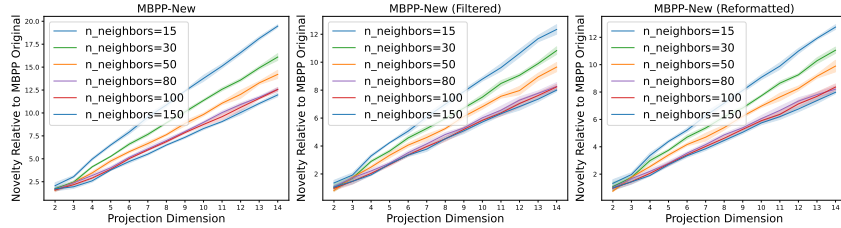
(c) Diversity is almost invariant to fluctuations in  $n\_neighbors$



(d) The novelty changes by a similar amount for all benchmarks as  $n\_neighbors$  changes



(e) Diversity changes by a similar amount for all benchmarks as  $min\_dist$  changes



(f) Novelty changes by a similar amount for all benchmarks as  $min\_dist$  changes

Figure 8: Sensitivity analysis across all hyperparameters.

**Algorithm 1:** Problem Generation with Evolutionary Strategies

**Input:**  $N$ : total number of problems to generate  
 $N_c$ : number of colonies  
 $B_s$ : number of problems to sample as the seed data for each colony  
 $C$ : number of problems to generate per crossover operation  
 $B_c$ : crossover seed batch size; this is the number of problems fed into the model for it to combine  
 $N_{it}$ : number of code feedback iterations  
Generate( $seedData$ ,  $numSamples$ ):  
    **Initialize** problems  $\leftarrow \emptyset$   
    **for** colony  $\leftarrow 1$  **to**  $N_c$  **do**  
         $N_s \leftarrow N/N_c$   
        colonySeedData  $\leftarrow$  Random sample of size  $B_s$  from seedData  
        problems  $\leftarrow$  problems  $\cup$  EvolveColony (colonySeedData,  $N_s$ )  
        **deduplicate**(problems)  
    **end**  
    **return** problems  
EvolveColony( $seedData$ ,  $N_s$ ):  
    newProblems  $\leftarrow \emptyset$   
    **while**  $|newProblems| < N_s$  **do**  
        operation  $\leftarrow$  "mutation" with  $p = 0.5$ , "crossover" with  $p = 0.5$   
        **if** operation == "mutation" **then**  
            problem  $\leftarrow$  random sample of size 1 from seedData  
            problems  $\leftarrow$  problems  $\cup$  **mutate**(problem)  
        **else if** operation == "crossover" **then**  
            batch  $\leftarrow$  random sample of size  $B_c$  from seedData  
            problems  $\leftarrow$  problems  $\cup$  **crossover**( $C$ , batch)  
        **end**  
        **if**  $k$ -farthest-neighbor-filtering-enabled **then**  
             $U \leftarrow$  newProblems  $\cup$  seedData  
            problems  $\leftarrow$  select  $K$  problems with **least cosine similarity** to  $U$   
        **end**  
        newProblems  $\leftarrow$  newProblems  $\cup$  problems  
        **deduplicate**(newProblems)  
        seedData  $\leftarrow$  seedData  $\cup$  problems  
        **deduplicate**(seedData)  
    **end**  
    **return** newProblems  
GenerateSolutionsTests( $problem$ ):  
    **GenerateTests**(problem)  
    **GenerateSolutions**(problem)  
    **for**  $i = 1$  **to**  $N_{it}$  **do**  
        Run tests against solutions  
        Feed output back into LLM to modify tests and solution  
    **end**

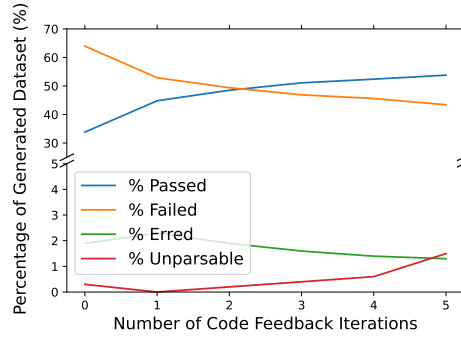


Figure 9: Self-verification for MBPP-New

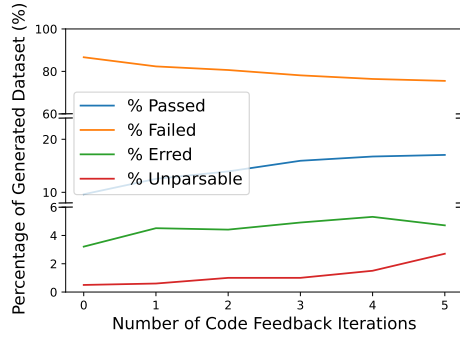


Figure 10: Self-verification for Leetcode-New

Do not provide any hints, solutions or outputs. Only one new instruction is allowed.

Original Question: {instruction}

New Question:

## D.2 Crossover Prompt

I will provide you with a set of coding questions. Please give me a new coding question that combines core concepts from two or more of the given questions.

Please ensure that the new question is novel and does not simply paraphrase any of the problems I am giving you. Do not include any extra information that would help a test-taker other than the problem statement itself.

Question 1:  
{instruction 1}

Question 2:  
{instruction 2}  
...

New Question:

## D.3 Solution & Test Generation Prompt

We note that our prompts are similar to those used by Xu et al. [18].

You are an expert in Python coding.

## Task:

Please answer the question and generate unit tests to verify your answer.

## Output Format:

Your solution and unit tests should be presented in the format within the specified sections below. Ensure your code is within code blocks. For the tests, use pytest style by defining individual test functions (without classes) and using assert statements. Your tests should be implementation independent. Ensure that you include the <|Solution Begin|>, <|Solution End|>, <|Test Begin|>, and <|Test End|> tags as depicted. The solution function must be named solution.

<|Solution Begin|>  
{Solution Code in Python}

```

<|Solution End|>

<|Test Begin|>
{Unit Test Code in Python}
<|Test End|>

## Example
Below is an example output format implementing a simple a + b function.
<|Solution Begin|>
def add(a, b):
    \"\"\"Returns the sum of a and b.\"\"\"
    return a + b
<|Solution End|>

<|Test Begin|>
from solution import add
def test_add_positive_numbers():
    assert add(2, 3) == 5
def test_add_with_zero():
    assert add(0, 5) == 5
    assert add(5, 0) == 5
def test_add_negative_numbers():
    assert add(-1, -1) == -2
def test_add_mixed_sign_numbers():
    assert add(-1, 3) == 2
<|Test End|>

## Question:
{problem}

```

#### D.4 Solution & Test Generation with Iterative Feedback Prompt

You are an expert in Python coding.

**## Task:**  
Please answer the question and generate unit tests to verify your answer.  
The entire chat history of your previous attempts to generate questions and unit tests is presented below in the "Chat History" section, along with the output of running your solution against your tests in a code execution environment.  
Please modify only your tests and/or solution to be more correct.

**## Output Format:**  
<Same as "Output Format" section above>

**## Chat History:**  
Attempt 1 Solution:  
{attempt 1 solution}

Attempt 1 Code Execution Output:  
{attempt 1 code output}

Attempt 2 Solution:  
{Attempt 2 solution}

Attempt 2 Code Execution Output:  
{attempt 2 code output}

```
...

## Question:
{problem}
```

## D.5 Postprocessing Prompts

You are an expert in Python coding. Here is a coding problem with associated test cases. Please rephrase the question so it describes what the user should output for edge-cases without changing the essence of the problem. Add as little information as possible, only describing what the user should output for edge-cases that cannot be inferred from the problem description. Do not include anything except for the rewritten problem in your response and do not include the test cases.

```
Question:
{question}
Tests:
{tests}
```

## E Example of Post-processed Problems

### MBPP-New Dataset Original Problem:

Write a function that filters a list of usernames stored in a dictionary, returning only those associated with students who fall within a specified age range.

### Post-Processed Version:

Write a function that filters a list of usernames stored in a dictionary, returning only those associated with students who fall within a specified age range. Ensure that the function returns an empty list when there are no students or when the input dictionary is empty.

### Leetcode-New Dataset Original Problem:

Alice and Bob are engaged in a strategic game on an infinite 2D plane with  $n$  points provided by their coordinates in two integer arrays, `xCoord` and `yCoord`. They take turns, starting with Alice, attacking a point on the plane to capture it, with the condition that once a point is attacked, it is removed permanently from the game, and they have to remove exactly 1 point per turn.

The winner is the player who either removes the point that leaves no rectangle capable of being formed using the remaining points on their turn or can force the scenario by optimal play such that the opponent has no such move left on their subsequent turns.

Given the arrays `xCoord` and `yCoord`, along with knowledge of optimal strategies for both players, determine if Alice, who starts the game, can always guarantee a win. Return `true` if Alice has a winning strategy, or `false` if Bob can always force a win even with Alice starting first.

### Post-Processed Version:

Alice and Bob are playing a strategic game on an infinite 2D plane with  $n$  points defined by their coordinates in two integer arrays, `xCoord` and `yCoord`. They alternately take turns, with Alice starting first, to attack and permanently remove exactly one point at a time. The objective is for a player to leave no possibility of forming a rectangle using any four of the remaining points. A player wins if they achieve this or if they can force a



scenario where the opponent has no such moves left. Given the arrays `xCoord` and `yCoord`, determine if Alice has a guaranteed winning strategy. Return `true` if Alice can always win, and `false` if Bob can always force a win or if there are no points to start with.

## F Examples of Generated Problems

We note that for conciseness, the examples shown in this section are before the postprocessing step. In this section, we illuminate the different mechanisms through which mutation and crossover generate interesting problems.

### F.1 Mutation Operation: Adding or Removing Constraints

This example shows how mutation creates three variants of the question by adding requirements or removing constraints from the problem. We can see that all three problems require similar conceptual understanding, but the harder ones simply require more code or bookkeeping.

Original Question:

Write a function to filter the height and width of students which are stored in a dictionary.

Easy Mutation:

Write a function that filters a list of usernames stored in a dictionary, returning only those associated with students who fall within a specified age range. Ensure that the function returns an empty list when there are no students or when the input dictionary is empty.

Medium Mutation:

Create a function that filters user profiles based on a dictionary. The function should return a list of user IDs for profiles where the age is within a specified range (inclusive) and the profile only contains lowercase alphabetic characters. If there are no valid profiles that match the criteria, the function should return an empty list.

Hard Mutation:

Create a function to filter user passwords from a dictionary, returning only those that are valid for students whose dimensions (height, width, and weight) are within a given range. Each valid password must include at least one uppercase letter, one lowercase letter, one digit, and one special character. Ensure the solution appropriately handles and returns an empty dictionary for cases where no users are provided or all entries are invalid due to dimension or password criteria.

### F.2 Mutation Operation Example: Creative Modification

This example shows how mutation creates three variants of the question by creatively modifying the central idea of the problem itself. This differs from the previous example; in this case, the harder questions require a fundamental understanding of new topics.

Original Question:

Write a function to find the perimeter of a rectangle.

Easy Mutation:

Write a function to find the area of a rectangle.

Medium Mutation:

Write a function to calculate the area of a trapezoid given its base lengths and height.

Hard Mutation:

Write a function to find the area of a rhombus given its diagonals and verify if the rhombus is also a square by using its side lengths.

### E.3 Crossover Operation: Combining Concepts

This example shows how crossover creates an interesting, novel question by combining two unrelated concepts. A key difference between crossover and mutation is that crossover does not introduce any new concepts or content into the generated problem as it draws from existing ones. This demonstrates the necessity of combining mutation and crossover into one pipeline; mutation introduces new concepts into the dataset while crossover takes existing concepts and uses them to create richer problems.

#### Seed Problems:

Question 1:

There is a 50 x 50 chessboard with one knight and some pawns on it. You are given two integers  $kx$  and  $ky$  where  $(kx, ky)$  denotes the position of the knight, and a 2D array `positions` where `positions[i] = [xi, yi]` denotes the position of the pawns on the chessboard.

Alice and Bob play a turn-based game, where Alice goes first. In each player's turn:

The player selects a pawn that still exists on the board and captures it with the knight in the fewest possible moves. Note that the player can select any pawn, it might not be one that can be captured in the least number of moves.

In the process of capturing the selected pawn, the knight may pass other pawns without capturing them. Only the selected pawn can be captured in this turn.

Alice is trying to maximize the sum of the number of moves made by both players until there are no more pawns on the board, whereas Bob tries to minimize them.

Return the maximum total number of moves made during the game that Alice can achieve, assuming both players play optimally.

Note that in one move, a chess knight has eight possible positions it can move to, as illustrated below. Each move is two cells in a cardinal direction, then one cell in an orthogonal direction.

Question 2:

You are given an array `points` where `points[i] = [xi, yi]` represents the coordinates of a point on an infinite plane.

Your task is to find the maximum area of a rectangle that:

Can be formed using four of these points as its corners.

Does not contain any other point inside or on its border.

Has its edges parallel to the axes.

Return the maximum area that you can obtain or -1 if no such rectangle is possible.

#### Crossover Generated Question:

Alice and Bob are playing a strategic game on an infinite 2D plane with  $n$  points defined by their coordinates in two integer arrays, `xCoord` and `yCoord`. They alternately take turns, with Alice starting first, to attack and permanently remove exactly one point at a time. The objective is for a player to leave no possibility of forming a rectangle using any four of the remaining points. A player wins if they achieve this or if they can force a

scenario where the opponent has no such moves left. Given the arrays `xCoord` and `yCoord`, determine if Alice has a guaranteed winning strategy. Return `true` if Alice can always win, and `false` if Bob can always force a win or if there are no points to start with.

#### **F.4 Crossover Operation: Multistep Reasoning**

This example shows how crossover sometimes creates problems that require multistep reasoning. The new problem effectively requires a test-taker to solve both the seed problems.

##### **Seed Problems:**

Question 1:

Write a python function to find the sum of fourth power of first `n` odd natural numbers.

Question 2:

Write a python function to find the sum of xor of all pairs of numbers in the given array.

##### **Crossover Generated Question:**

Write a python function to compute the combined metric of two properties for a given array of integers:

1. The sum of the fourth power of the first '`k`' odd numbers from the array.
2. The sum of the bitwise XOR of all pairs of numbers formed by selecting one element from the first '`k`' even numbers and one element from the last '`k`' elements in the array.

The function should take two arguments - the array of integers and an integer '`k`'. Ensure that '`k`' is less than or equal to half the length of the array and that the array contains a sufficient number of odd and even numbers.

#### **G Example of Chain-of-Thought Thinking**

This example shows how the model is able to reason about why its solution and tests are erroring due to receiving feedback from the code execution environment.

**Question:** Write a function that takes a list of strings and returns the second shortest string that contains all vowels, sorted alphabetically. If no such string exists, return an empty string.

##### **Initial Solution:**

```
def solution(strings):
    """
    Returns the second shortest string containing all vowels, sorted
    alphabetically.
    """
    all_vowels = set('aeiou')

    # Filter strings that contain all vowels
    filtered_strings = [s for s in strings if all_vowels <= set(s)]

    # Sort them by length first and then alphabetically
    filtered_strings.sort(key=lambda x: (len(x), x))

    # Return the second shortest string or empty string if it doesn't exist
```

```
    return filtered_strings[1] if len(filtered_strings) > 1 else ''
{Tests Omitted for Conciseness}
```

#### **Solution after First Feedback iteration:**

Let's revise the test cases to ensure they correctly test the function's behavior and check the solution implementation and its handling of edge cases. First, we'll make sure the solution properly handles strings with varying cases (uppercase and lowercase) and that it verifies the full vowel set in a case-insensitive manner. Additionally, let's adjust the tests to cover more scenarios and better reflect the conditions described in the question. Here's the revised version of the solution and unit tests:

```
{Solutions Omitted for Conciseness}
{Tests Omitted for Conciseness}
```

#### **Solution after Second Feedback iteration:**

We need to ensure that our solution and tests align correctly with the task. Let's refine both the solution and the tests so that they pass correctly according to the given problem statement. The solution needs to ensure that we filter strings containing all vowels in any case, sort them, and return the second shortest. The test cases should reflect this logic.

Here's the refined solution and tests:

```
{Solutions Omitted for Conciseness}
{Tests Omitted for Conciseness}
```

## **H Topic-Labeling Prompt**

You are a precise tagger for coding interview problems.

Given a problem statement and solution, choose up to THREE topics from the bank below that best describe the core techniques/data structures needed to solve it. Return JSON ONLY, no extra text, as:

```
{"topics": ["Topic1", "Topic2"]}
```

Rules:

- Use EXACT spellings from the bank (case/spacing must match).
- Prefer the most specific tag available (e.g., "Binary Tree" over "Tree", "Shortest Path" over "Graph" when appropriate).
- If the solution critically relies on a data structure (e.g., "Heap (Priority Queue)"), include it.
- If multiple techniques are essential (e.g., DP + Bitmask), include both.
- Do NOT exceed 3 topics; order them by importance.
- If nothing fits, choose the closest general tag (e.g., "Graph", "Array", "Math")|never invent tags.

Topic Bank (allowed values only):

Array; String; Hash Table; Dynamic Programming; Math; Sorting; Greedy; Depth-First Search; Binary Search; Database; Matrix; Tree; Breadth-First Search; Bit Manipulation; Two Pointers; Prefix Sum; Heap (Priority Queue); Simulation; Binary Tree; Graph; Stack; Counting; Sliding Window; Design; Enumeration; Backtracking; Union Find; Linked List; Number Theory; Ordered Set; Monotonic Stack; Segment Tree; Trie; Combinatorics; Bitmask; Divide and Conquer; Queue; Recursion; Geometry; Binary Indexed Tree; Memoization; Hash Function; Binary Search Tree; Shortest Path; String

Matching; Topological Sort; Rolling Hash; Game Theory; Interactive; Data Stream; Monotonic Queue; Brainteaser; Doubly-Linked List; Randomized; Merge Sort; Counting Sort; Iterator; Concurrency; Probability and Statistics; Quickselect; Suffix Array; Line Sweep; Minimum Spanning Tree; Bucket Sort; Shell; Reservoir Sampling; Strongly Connected Component; Eulerian Circuit; Radix Sort; Rejection Sampling; Biconnected Component

Input:  
[Problem]  
{problem}

[Solution]  
{solution}

Output:  
JSON with key "topics" and UP TO 3 strings from the bank. No prose, no explanations.  
"""