





# Chip-scale superconducting quantum gravimeter based on a SQUID–transmon–mechanical resonator

Salman Sajad Wani <sup>1,\*</sup> Mughees Ahmed Khan <sup>1,†</sup> Abrar Ahmed Naqash <sup>2,‡</sup> and Saif Al-Kuwari <sup>1</sup>

<sup>1</sup>*Qatar Center for Quantum Computing, College of Science and Engineering, Hamad Bin Khalifa University, Doha, Qatar*

<sup>2</sup>*Department of Physics, National Institute of Technology Srinagar, Jammu and Kashmir, 190006, India*

Precise gravitational measurements are vital for geophysics and inertial navigation, but current platforms struggle to combine absolute accuracy with high-bandwidth tracking. We address this challenge with a chip-scale superconducting gravimeter that couples a flux-tunable transmon qubit to a high- $Q$  mechanical resonator. We embed the mechanical element inside the qubit’s SQUID loop. This allows us to exploit the Josephson potential’s nonlinearity, creating a motion-dependent inductance that maps gravitational displacement onto the qubit’s geometric phase. Using a stroboscopic measurement protocol, we suppress mechanical decoherence at revival times. This yields a predicted sensitivity of  $10^2$  nGal/ $\sqrt{\text{Hz}}$ , approaching the performance of atomic sensors but with kilohertz-rate sampling. With electrical *in situ* tunability and SI traceability via microwave spectroscopy, this architecture offers a practical route to high-speed, quantum-limited on-chip gravimetry.

## I. INTRODUCTION

High-precision measurements of local gravitational acceleration ( $g$ ) drive progress in both fundamental physics and geoscience. These measurements span diverse applications, from testing the equivalence principle to sub-surface mapping and inertial navigation [1–4]. Today, gravimetry faces a distinct trade off. Absolute sensors, such as corner-cube interferometers [5] and cold-atom gravimeters [6, 7], provide SI-traceable accuracy. However, they are often slow and bulky, limited by dead time and low sampling rates. Relative sensors such as classical springs and MEMS devices address these bandwidth and portability issues. The cost, however, is high instrumental drift and sensitivity to environmental noise [8]. Optomechanical and electromechanical transducers have already pushed displacement readouts near the standard quantum limit [9–11]. Yet, the field still lacks a single chip-scale platform that combines this quantum sensitivity with absolute accuracy and high-speed tracking.

Standard superconducting gravimeters set the stability benchmark. Using suspended proof masses and SQUID (Superconducting Quantum Interference Devices) transducers, they achieve sub-nanogal<sup>†</sup> sensitivity, ideal for monitoring Earth tides and normal modes [12–16]. However, these instruments require large, fixed infrastructure and generally operate only in the millihertz band. Hybrid quantum architectures offer a path to miniaturization. These designs combine superconducting circuits with systems such as levitated particles [17, 18], nanomechanical membranes [19, 20], or trapped ultracold atoms [21, 22]. Nevertheless, turning these microscopic successes into deployable sensors exposes a bottleneck. Standard microwave optomechanics often lacks the coupling strength needed to convert quantum-limited displacement into a

calibrated signal. As a result, most chip-scale designs fail to integrate the electrical tunability of circuit QED with the absolute stability found in macroscopic instruments [23–25].

In this paper, we propose and analyze a chip-scale quantum gravimeter that couples a flux-tunable transmon qubit longitudinally to a nanomechanical resonator. We embed the mechanical beam directly inside the qubit’s dc SQUID loop. This placement allows us to exploit the Josephson potential’s nonlinearity for creating a motion-dependent inductance. Consequently, small gravitational displacements result in a strong, direct modulation of the qubit frequency. Unlike standard dispersive readouts, this longitudinal interaction encodes gravitational acceleration  $g$  as a geometric phase on the qubit superposition [26, 27]. We further employ a stroboscopic protocol that measures the system only at mechanical revival times. This suppresses both which-path information and polaron dephasing. The predicted sensitivity reaches  $\eta_g \simeq 10^2$  nGal/ $\sqrt{\text{Hz}}$  (approx.  $10^{-9}$  m/s<sup>2</sup>/ $\sqrt{\text{Hz}}$ ). This performance rivals that of transportable atomic sensors, while offering repetition of kilohertz-rates with zero dead time [6, 28, 29].

Our design goes beyond sensitivity to address the practical limitations of field-deployable quantum gravimetry. We replace moving macroscopic parts with a monolithic, lithographic design. This allows electrical *in situ* tuning of both the detector bandwidth and the displacement-to-flux coupling [23, 30]. The platform also supports SI traceability. We calibrate the qubit via standard microwave spectroscopy and determine the effective lever arm through tilt-dependent magnetic field mapping [26, 27]. To reduce low-frequency magnetic noise, we bias the device near a flux-nulled point [31]. Finally, the device’s compact footprint permits multiplexed gradiometric arrays in a single dilution refrigerator. This configuration facilitates common-mode noise rejection, a key requirement for inertial navigation and fundamental physics [1, 3, 4].

The remainder of the paper is organized as follows.

\* sawa54922@hbku.edu.qa

† mukh68937@hbku.edu.qa

‡ abarnaqash.phy@nitsri.ac.in

Section II derives the system Hamiltonian and introduces a dimensionless parametrization that makes the relevant parameter space more transparent. Section III presents closed-form solutions for the coupled qubit–mechanical dynamics and evaluates the Quantum Fisher Information (QFI), which sets the fundamental quantum Cramér–Rao bound on the estimation of  $g$ . Subsection III A discusses decoherence mechanisms such as qubit dephasing, mechanical damping, and readout infidelity and compares the resulting sensitivities to state-of-the-art nanomechanical platforms. Additional timing considerations and sensitivity scaling are discussed in Subsection III B. Section IV discusses our main results for a conservative near-term device and for a more ambitious high-mass design. The appendix contains the full derivations and extra parameter sweeps that underlie these results A–E.

## II. HYBRID SQUID–TRANSMON OPTOMECHANICAL PLATFORM

We propose a chip-scale gravimeter that integrates a flux-tunable transmon with a high- $Q$  nanomechanical beam. Figure 1 shows the beam embedded in the transmon dc-SQUID loop. With an in-plane magnetic field  $B$ , beam motion modulates the SQUID flux and hence the qubit frequency  $\Omega_q(\Phi)$ , yielding a longitudinal ( $\propto \sigma_z$ ) qubit–mechanics coupling. Figure 2 outlines the sensing sequence. A static acceleration shifts the beam equilibrium by  $z$ , producing a SQUID-flux shift  $\delta\Phi(z) = Blz$ . We prepare the qubit in a superposition. It evolves for an interrogation time  $t$  (with  $\tau = \omega_m t$ ) under Eq. (1), and we read out the accumulated phase with a Ramsey sequence. We interrogate stroboscopically near revival times  $\tau \simeq 2\pi n$ , when the conditional trajectories re-phase and the qubit briefly disentangles from the resonator. At these revivals the remaining imprint is the gravity-dependent geometric phase  $\exp[i\mathcal{Z}^2(\tau - \sin \tau)]$  in Eq. (3). Here  $\mathcal{Z} = k\sigma_z + \bar{G}$ , with  $k = g_0/\omega_m$  and  $\bar{G} = \mathcal{G}/\omega_m$ . This timing limits entanglement-induced dephasing (which-path information) and matches the QFI maxima in Sec. III.

Modeled within the longitudinal coupling regime, the system Hamiltonian is expressed as:

$$\frac{\mathcal{H}}{\hbar} = \frac{\Omega_q}{2}\sigma_z + \omega_m a^\dagger a + g_0 \sigma_z (a + a^\dagger) + \mathcal{G} (a + a^\dagger), \quad (1)$$

Here,  $g_0 = (\partial_\Phi \Omega_q) Bl z_{\text{zpf}}$  represents the single-phonon coupling rate, while  $\mathcal{G} = m_{\text{eff}} g z_{\text{zpf}}/\hbar$  is the gravitational drive rate. The zero-point fluctuation amplitude is given by  $z_{\text{zpf}} = \sqrt{\hbar/(2m_{\text{eff}}\omega_m)}$ .

Practical implementation depends heavily on achieving a sufficient coupling strength  $g_0$ . Recent magnetomechanical experiments with SQUID-embedded *linear* resonators reached  $g_0/2\pi \approx 3$  kHz [31]. Our architecture, however, leverages the steep flux susceptibility ( $\partial_\Phi \Omega_q$ ) of the *non-linear* transmon. This approach boosts the coupling to  $g_0/2\pi \approx 20$  kHz using comparable lever arms.

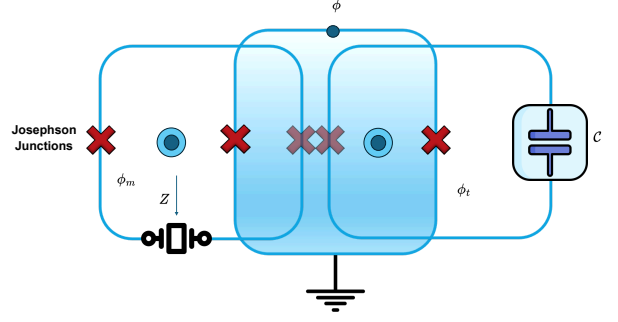


FIG. 1: Schematic of the hybrid SQUID–transmon gravimeter. A nanomechanical oscillator (vertical displacement  $z$ ) is embedded in a dc-SQUID loop. Its motion modulates the magnetic flux  $\Phi$ , tuning the transmon transition frequency (red crosses: Josephson junctions;  $C$ : shunt capacitor).

TABLE I: **Device parameters.** Representative values consistent with magnetomechanical experiments [31] and high-coherence phononic systems [32].

Quantity	Value
Mechanical frequency	$\omega_m/2\pi = 100$ kHz
Effective mass	$m_{\text{eff}} = 530$ ng
Single-photon coupling	$g_0/2\pi = 20$ kHz
Coupling ratio	$k = 0.20$
Mechanical quality factor	$Q_m = 10^9$
Bath temperature	$T = 20$ mK
Qubit coherence times	$T_1 = 0.8$ ms, $T_\phi = 1.5$ ms

Crucially, we remain within the stable tunability window identified by Koumalakis *et al.* [27]. Even with this strong coupling, we can maintain high coherence. Recent work demonstrates phononic resonators ( $Q > 10^9$ ) successfully integrated with superconducting circuits [32].

We define the dimensionless coupling  $k = g_0/\omega_m$  and scaled gravity  $\bar{G} = \mathcal{G}/\omega_m$ , leading to the displacement operator  $\mathcal{Z} = k\sigma_z + \bar{G}$ . This yields a compact dimensionless Hamiltonian Eq.(A3):

$$\mathcal{H} = \hbar\omega_m [a^\dagger a + \mathcal{Z}(a + a^\dagger)] + \frac{\hbar\Omega_q}{2} \sigma_z. \quad (2)$$

We ignore second-order curvature terms proportional to  $(a + a^\dagger)^2$ . For the displacement amplitudes in this work, the resulting frequency shift is insignificant relative to the mechanical linewidth. Applying a unitary polaron transformation factorizes the time-evolution operator Eq.(A5):

$$\begin{aligned} \mathcal{U}(\tau) = & \exp\left(-i\frac{\Omega_q}{2\omega_m}\tau\sigma_z\right) \exp[i\mathcal{Z}^2(\tau - \sin \tau)] \\ & \times \exp[-\mathcal{Z}((1 - e^{-i\tau})a^\dagger - (1 - e^{i\tau})a)] \\ & \times \exp(-i\tau a^\dagger a). \end{aligned} \quad (3)$$

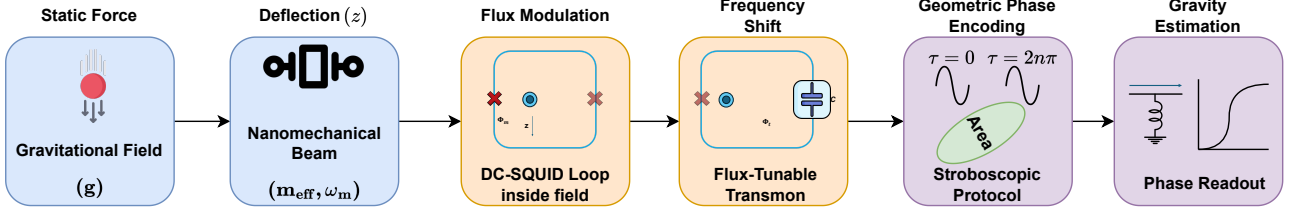


FIG. 2: Operational principle of the hybrid SQUID-transmon gravimeter. Gravitational acceleration  $g$  deflects the beam, shifting the qubit frequency via a longitudinal interaction. A stroboscopic readout sequence encodes this shift into a geometric phase to measure  $g$ .

The second term,  $\exp[i\mathcal{Z}^2(\tau - \sin \tau)]$ , describes the geometric phase accumulation. This factor carries the encoded gravitational signal.

### III. QUANTUM FISHER INFORMATION AND SENSITIVITY ANALYSIS

We consider an initial product state with the qubit prepared in a superposition  $\cos(\theta/2)|0\rangle + \sin(\theta/2)|1\rangle$  and the mechanical resonator in a coherent state  $|\alpha\rangle$  with mean phonon number  $n = |\alpha|^2$ . The evolved state is Eq. (A6),

$$|\Psi(\tau)\rangle = \cos\frac{\theta}{2} e^{i\phi_0(\tau)}|0\rangle|\alpha_0(\tau)\rangle + \sin\frac{\theta}{2} e^{i\phi_1(\tau)}|1\rangle|\alpha_1(\tau)\rangle, \quad (4)$$

where the conditional coherent amplitudes are

$$|\alpha_j(\tau)\rangle = |\alpha e^{-i\tau} - \mathcal{Z}_j(1 - e^{-i\tau})\rangle,$$

with  $\mathcal{Z}_j = (-1)^j k + \bar{G}$ , and  $\phi_j(\tau)$  represent the accumulated dynamical and geometric phases. The QFI sets the ultimate precision via the quantum Cramér-Rao bound for the pure probe  $|\Psi(\tau)\rangle$  as Eq. (A7):

$$\mathcal{F}_Q(g) = 4 \left[ \langle \partial_g \Psi(\tau) | \partial_g \Psi(\tau) \rangle - |\langle \Psi(\tau) | \partial_g \Psi(\tau) \rangle|^2 \right], \quad (5)$$

With the dimensionless interaction time defined as  $\tau = \omega_m t$  and the shorthand  $\partial_g \equiv \frac{\partial}{\partial g}$ , we consider a superconducting gravimeter with qubit populations  $p_0 = \cos^2(\theta/2)$  and  $p_1 = \sin^2(\theta/2)$ , where the gravitational acceleration enters through the effective coupling  $\bar{G} = \gamma g$ , with  $\gamma \equiv m_{\text{eff}} z_{\text{zpf}} / (\hbar \omega_m)$  and  $z_{\text{zpf}} = \sqrt{\hbar / (2m_{\text{eff}} \omega_m)}$  setting the mechanical zero-point length scale. The longitudinal coupling is  $k = g_0 / \omega_m$ , giving the qubit-conditioned mechanical shift  $\mathcal{Z}_j = (-1)^j k + \bar{G}$  for  $j \in \{0, 1\}$ . The mechanical amplitudes then evolve as  $\alpha_j(\tau) = \alpha e^{-i\tau} - \mathcal{Z}_j \eta(\tau)$  with  $\eta(\tau) = 1 - e^{-i\tau}$ , and for compactness we introduce  $A_j(\tau) = 2\mathcal{Z}_j[\tau - \sin \tau] + \Re(i\eta(\tau)\alpha e^{i\tau})$ , allowing

the gravitational QFI to be written in the closed form.

$$\mathcal{F}_Q(g; \tau) = 4\gamma^2 \left\{ \sum_{j=0}^1 p_j \left[ A_j^2 + |\eta|^2 (2|\alpha_j|^2 + 1) - 2R_j^2 - 4A_j I_j \right] - \left( \sum_{j=0}^1 p_j (A_j - 2I_j) \right)^2 \right\}, \quad (6)$$

where  $R_j \equiv \Re(\eta \alpha_j^*)$  and  $I_j \equiv \Im(\eta \alpha_j^*)$  capture the real and imaginary components of the qubit-conditioned phase-space displacement. Please see appendix A for detailed derivation. At the stroboscopic revival times  $\tau = 2n\pi$ , where the mechanical trajectories re-phase, and the qubit and resonator momentarily disentangle, the expression simplifies considerably; for an equal superposition ( $p_0 = p_1 = \frac{1}{2}$ ), the QFI reduces to

$$\mathcal{F}_Q(g; \tau=2\pi) = 256 \pi^2 \gamma^2 k^2 p_0 p_1 = 64 \pi^2 \gamma^2 k^2. \quad (7)$$

Eq. (7) makes explicit that the QFI grows quadratically with the longitudinal coupling strength  $k$ , and that maximal sensitivity is achieved when the qubit is prepared in a balanced superposition. Away from the revival points, the full time-dependent QFI  $\mathcal{F}_Q(g; \tau)$  exhibits oscillations at the mechanical frequency  $\omega_m$ , with its overall envelope determined by the displacement factor  $\eta(\tau)$ . For any unbiased estimator  $\hat{g}$  constructed from  $N$  independent repetitions of the experiment [33, 34], the achievable precision is bounded by the quantum Cramér-Rao inequality

$$\text{Var}(\hat{g}) \geq \frac{1}{N \mathcal{F}_Q(g; \tau)}, \quad \Delta g_{\min} = \frac{1}{\sqrt{N \mathcal{F}_Q(g; \tau)}}. \quad (8)$$

Assuming high-fidelity preparation, unitary evolution during the interrogation, and efficient projective readout, Eq. (8) depends only on the intrinsic probe dynamics and on the choice of interrogation time  $\tau$ . At the revival times  $\tau = 2n\pi$ , inserting Eq. (7) into Eq. (8) gives the compact benchmark for:

$$\Delta g_{\min}(\tau=2\pi\ell) = \frac{1}{8\pi|\gamma k|} \frac{1}{\sqrt{N}} \quad (9)$$

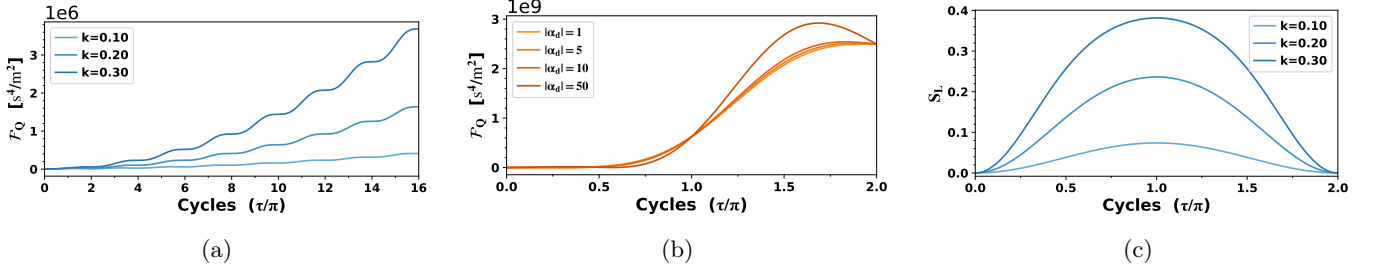


FIG. 3: Quantum Fisher information (QFI) and linear entropy as functions of mechanical cycles  $\tau/\pi$ . (a) Ideal vacuum QFI ( $\alpha = 0$ ) vs cycles for different longitudinal couplings  $k \in \{0.10, 0.20, 0.30\}$ . (b) QFI vs cycles over the first mechanical cycle for different coherent drive amplitudes  $|\alpha| \in \{1, 5, 10, 50\}$  at fixed coupling  $k = 0.20$ . (c) Linear entropy  $S_L$  over the first mechanical cycle for different couplings  $k \in \{0.10, 0.20, 0.30\}$  at qubit angle  $\theta = \pi/2$ .

as stated in Eq.(9). which we use as a compact benchmark. We take the first-cycle peak value  $\mathcal{F}_Q^{(\text{peak})}$  at time  $t^*$  and write:

$$\Delta g_{\min}(t^*) = [N \mathcal{F}_Q^{(\text{peak})}]^{-1/2}. \quad (10)$$

We use the parameters listed in Table I for our simulation. Fig. 3 (a) shows the QFI evolution as a function of interaction time  $\tau$  for various longitudinal coupling strengths  $k$  (setting  $\alpha = 0$ ). Here, the QFI quantifies the system's sensitivity to the gravitational acceleration  $g$ . As the system evolves, the mechanical trajectories associated with different qubit states separate in phase space. This separation increases the distinguishability of the states, creating distinct peaks in the QFI. Naturally, a stronger coupling  $k$  displaces the coherent states further, boosting the QFI and improving the sensitivity. Finally, the oscillations in the plot arise from the mechanical mode's natural periodicity, causing QFI revivals at integer multiples of the mechanical period.

Fig. 3 (b) illustrates the impact of the initial coherent drive amplitude  $|\alpha|$  on the short-time QFI. While the maximum achievable QFI per cycle is determined by the coupling strength  $k$  and is independent of  $|\alpha|$ , a larger drive amplitude accelerates the phase-space separation of the qubit-tagged mechanical states. This causes the QFI peak to occur earlier within the mechanical cycle, as shown by the compression of the curves for  $|\alpha| = 50$  compared to  $|\alpha| = 1$ . Consequently, while larger  $|\alpha|$  allows for faster interrogation, it also results in sharper peaks, making the timing requirements for the readout pulse more demanding. A practical strategy is to operate near the first prominent QFI maximum and accumulate statistics over repeated cycles.

Under the state-dependent displacement, the joint evolution entangles the qubit with the mechanical mode. Tracing out the mechanics yields a reduced qubit state whose coherence is set by the coherent-state overlap  $O = \langle \alpha_1 | \alpha_0 \rangle$ . The linear entropy is  $S_L = 1 - \text{Tr}(\rho_q^2)$ ; for a qubit with excited-state population  $p$  we obtain the closed form Eq.(B2)(see appendix B),

$$S_L = 2p(1-p)(1-|O|^2). \quad (11)$$

For conditional coherent states, we have  $|O|^2 = \exp(-|\alpha_0 - \alpha_1|^2)$ , where  $\alpha_0 - \alpha_1 = (Z_1 - Z_0)(1 - e^{-i\tau})$ . Thus, the entanglement is set by the phase-space separation controlled by the differential coupling. The periodicity follows from  $|1 - e^{-i\tau}| = 2|\sin(\tau/2)|$ , with  $S_L$  vanishing at  $\tau = 2\pi n$  (full overlap) and reaching its maximum at  $\tau = (2n+1)\pi$  (maximal separation). In the case of symmetric superpositions ( $p = \frac{1}{2}$ ),  $S_L \rightarrow 1/2$  as  $|O| \rightarrow 0$ .

Increasing  $k$  increases the branch separation  $|\alpha_0 - \alpha_1|$ , reduces  $|O|$ , and raises the peak of  $S_L$  (see Fig. 3 c). In this sense,  $S_L$  provides a simple way to track how distinguishable the pointer states are during the cycle. However, these entanglement peaks do not coincide with the peaks of the QFI. In our protocol, the QFI can reach its maximum at stroboscopic revival times  $\tau = 2n\pi$ , where  $|O| = 1$  and  $S_L = 0$ : at these times the probe returns to a product state with a gravity-dependent phase. Thus, although entanglement helps visualize how information moves between the qubit and the resonator, the metrological optimum occurs at revival times that are better suited for readout and saturate the analytic bound derived above.

### A. Open-system dynamics

In practice, hybrid qubit-mechanical devices are limited by environmental decoherence, which degrades both coherence and sensitivity. The system couples to its environment through several dissipation channels: the qubit undergoes energy relaxation and dephasing, and the mechanical resonator exchanges energy with its thermal bath. Understanding these decoherence mechanisms is essential for designing quantum sensing protocols and for identifying the fundamental performance limits of the device. We describe the open-system dynamics with the Lindblad master equation, Eq.(C1), for the density matrix  $\rho$ , which includes both coherent evolution and dissipation. Here,  $\hat{\mathcal{H}}$  is the system Hamiltonian in the interaction picture, and the dissipator  $\mathcal{D}[\cdot]$  is defined in Eq.(C2). The four collapse operators  $\hat{L}_j$  describe the in-

dividual decoherence channels,

$$\begin{aligned}\hat{L}_1 &= \sqrt{\Gamma_1} \sigma_-, & \hat{L}_2 &= \sqrt{2\Gamma'_\varphi} \sigma_z, \\ \hat{L}_3 &= \sqrt{\gamma_m(n_{\text{th}} + 1)} \hat{b}, & \hat{L}_4 &= \sqrt{\gamma_m n_{\text{th}}} \hat{b}^\dagger.\end{aligned}\quad (12)$$

Here,  $\Gamma_1$  is the qubit energy relaxation rate, often quoted via the relaxation time  $T_1 = 1/\Gamma_1$ . The param-

eter  $\Gamma'_\varphi$  is the pure dephasing rate, which contributes to the total dephasing time  $T_2^* = 1/(\Gamma_1/2 + \Gamma'_\varphi)$ . The mechanical damping rate is  $\gamma_m$  (with quality factor  $Q_m = \omega_m/\gamma_m$ ), and  $n_{\text{th}} = [\exp(\hbar\omega_m/k_B T) - 1]^{-1}$  is the thermal occupation of the mechanical bath at temperature  $T$ . Solving the master equation gives the time-evolved density matrix in the laboratory frame. For an initial qubit state prepared at polar angle  $\theta$  on the Bloch sphere, the density-matrix elements take the form

$$\rho_q^{\text{lab}}(t) = \begin{pmatrix} 1 - \sin^2 \frac{\theta}{2} e^{-\Gamma_1 t} & \frac{1}{2} \sin \theta e^{-i\Phi(t)} e^{-\Lambda(t)} e^{-\Gamma_2 t} \\ \frac{1}{2} \sin \theta e^{+i\Phi(t)} e^{-\Lambda(t)} e^{-\Gamma_2 t} & \sin^2 \frac{\theta}{2} e^{-\Gamma_1 t} \end{pmatrix}, \quad (13)$$

where we have introduced the total dephasing rate

$$\Gamma_2 \equiv \frac{\Gamma_1}{2} + 2\Gamma'_\varphi + 2\gamma_m k^2 (2n_{\text{th}} + 1), \quad (14)$$

which collects contributions from energy relaxation, pure qubit dephasing, and dephasing induced by the mechanical bath. The dimensionless optomechanical coupling  $k$  sets the strength of the qubit-mechanical interaction relative to the mechanical frequency.

The time-dependent phase  $\Phi(t)$  carries the  $g$ -dependent signal, while the decoherence function  $\Lambda(t) = 4k^2[1 - \cos(\omega_m t)]$  gives the extra loss of coherence due to the mechanical motion. Separating phase and amplitude in this way makes it clear how signal

build-up and decoherence compete over time. The precision limit for estimating  $g$  is set by the QFI. In our case,  $g$  is encoded as a phase rotation about the  $z$ -axis of the Bloch sphere, so the QFI takes the simple form

$$\mathcal{F}_Q(g; t) = r_\perp^2(t) A^2(t), \quad (15)$$

where  $r_\perp(t) = \sin \theta e^{-\Gamma_2 t} e^{-\Lambda(t)}$  is the transverse component of the Bloch vector, and  $A(t) = \partial_g \Phi(t)$  is the phase sensitivity to  $g$ .

Expanding these expressions gives the full QFI in Eq.(D1) (For detailed analytical derivation please see appendix D):

$$\mathcal{F}_Q(g; t) = \sin^2(\theta) \exp[-8k^2(1 - \cos(\omega_m t)) - 2\Gamma_2 t] \left[ \frac{4k}{\hbar\omega_m} \sqrt{\frac{m_{\text{eff}} \hbar \omega_m}{2}} (1 - \cos(\omega_m t) - \omega_m t) \right]^2. \quad (16)$$

To approach the QFI bound in practice, one must choose an appropriate measurement. For a Ramsey sequence with an adjustable local-oscillator phase  $\varphi_{\text{LO}}$ , the classical Fisher information (CFI) quantifies how much information is extracted [35–38]:

$$\mathcal{F}_C(g; t, \varphi_{\text{LO}}) = \sum_{k=\pm} \frac{[\partial_g p_k(g)]^2}{p_k(g)}, \quad (17)$$

where  $p_\pm(g)$  are the measurement outcome probabilities. The optimal phase choice  $\varphi_{\text{LO}}^* = \pi/2 - \Phi(t)$  keeps the measurement in quadrature with the signal phase and gives the maximum CFI in Eq.(D2):

$$\mathcal{F}_C^{\text{max}}(g; t) = \frac{r_\perp^2(t) A^2(t)}{1 - r_\perp^2(t)} = \frac{\mathcal{F}_Q(g; t)}{1 - |\mathbf{r}|^2}, \quad (18)$$

which approaches the quantum limit  $\mathcal{F}_Q$  in the regime of weak decoherence where  $|\mathbf{r}| \ll 1$ .

A few points are worth highlighting. The mechanical bath adds an extra dephasing channel proportional to  $k^2(2n_{\text{th}} + 1)$ , so cryogenic operation remains essential. The function  $\Lambda(t)$  develops zeros at integer multiples of the mechanical period  $2\pi/\omega_m$ , which naturally picks out good interrogation times. Finally, comparing the QFI in Eq.(15) with the CFI in Eq.(18) shows how finite purity degrades the achievable precision and gives a simple way to quantify the impact of decoherence in realistic settings.

## B. Geometric phase and sensitivity scaling

We consider a qubit dispersively coupled to a single mechanical mode of frequency  $\omega_m$  with dimensionless coupling  $k = g_0/\omega_m$ . A static acceleration  $g$  produces a branch-dependent geometric phase with derivative

$$\partial_g \Phi(t) = 2k \left( \frac{m_{\text{eff}} z_{\text{zpf}}}{\hbar \omega_m} \right) (\tau - \sin \tau), \quad \tau = \omega_m t. \quad (19)$$



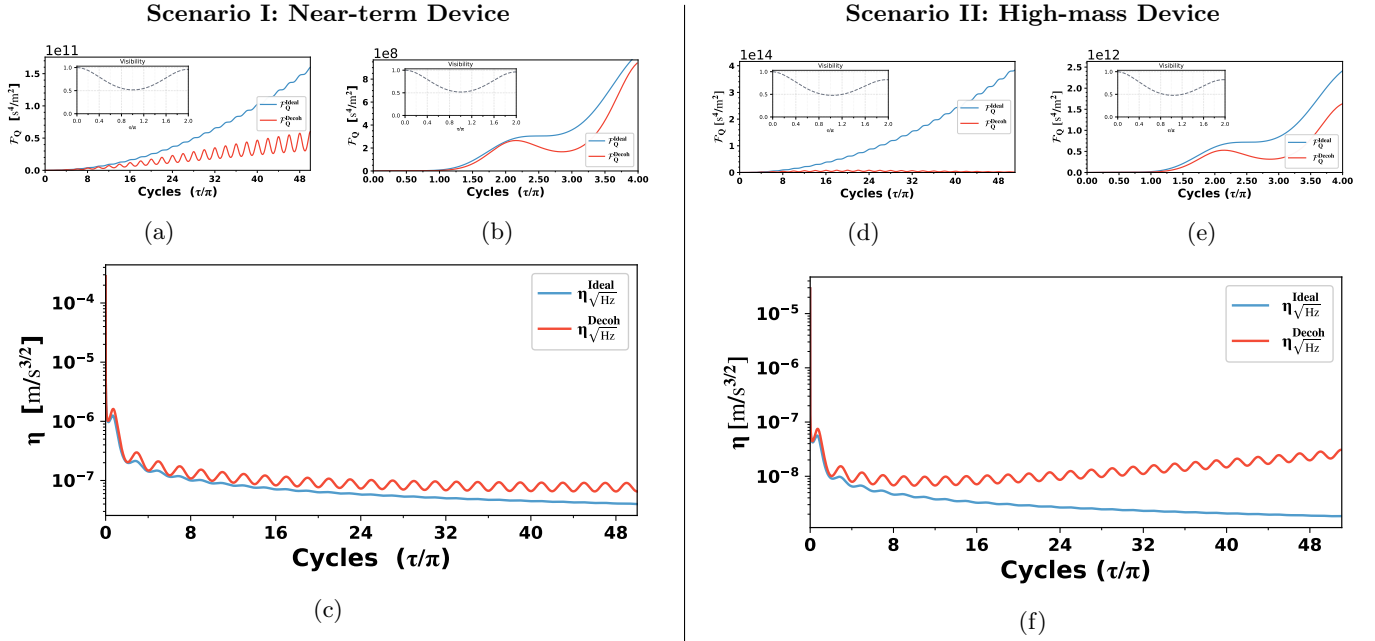


FIG. 4: **Metrological performance comparison between device configurations.** The left column (a)–(c) displays the results for Scenario I (Near-term Device), while the right column (d)–(f) displays Scenario II (High-mass Device). (a), (d) Evolution of the Quantum Fisher Information ( $\mathcal{F}_Q$ ) over a large number of mechanical cycles. (b), (e) Detailed view of  $\mathcal{F}_Q$  in the short-time regime. The insets illustrate the oscillatory structure resulting from the stroboscopic protocol. (c), (f) The corresponding estimation sensitivity,  $\eta$ , as a function of interaction time. The blue curves represent the ideal unitary dynamics, showing continuous improvement, whereas the red curves incorporate the effects of environmental decoherence, which leads to a loss of sensitivity at longer times.

At short times,  $\tau - \sin \tau \simeq \tau^3/6$ , so  $F_Q^{(0)} \propto t^6$ . Mechanical which-path dephasing comes from the phase-space separation  $\Delta\alpha(t)$  between the two qubit branches. For a thermal state with occupation  $n_{\text{th}}$ ,  $\mathcal{D}_{\text{mech}}(t) = \exp[-2|\Delta\alpha(t)|^2(2n_{\text{th}} + 1)]$ . Without damping,  $\Delta\alpha(t) = 2k(1 - e^{-i\omega_m t})$ , so  $|\Delta\alpha|^2 = 8k^2 \sin^2(\tau/2)$  and  $\mathcal{D}_{\text{mech}}(t) = \exp[-16k^2(2n_{\text{th}} + 1)\sin^2(\tau/2)]$ . Including mechanical damping  $\gamma_m$  gives  $\Delta\alpha(t) = 2k(1 - e^{-(\gamma_m/2 + i\omega_m)t})$ . Intrinsic qubit dephasing is modeled by a factor  $e^{-\Gamma_2 t}$  with  $\Gamma_2 = \Gamma_1/2 + \Gamma_\phi$ . The QFI for  $g$  is then

$$F_Q(t) = \sin^2 \theta \mathcal{D}_{\text{mech}}(t) e^{-\Gamma_2 t} [\partial_g \Phi(t)]^2. \quad (20)$$

Because  $\sin^2(\tau/2) = 0$  at  $\tau = 2\pi n$ , mechanical dephasing is minimized near integer mechanical periods, while  $(\tau - \sin \tau) \approx \tau$  is large; in practice, good interrogation times lie near  $t^* \simeq 2\pi n/\omega_m$  when  $\Gamma_2$  is small. For a cycle time  $T_{\text{cyc}} = t + T_{\text{over}}$  (including state-preparation and readout overhead  $T_{\text{over}}$ ) and binary readout fidelity  $F_r$ , we use an effective Fisher information

$$F_{\text{eff}}(t) \approx (2F_r - 1)^2 F_Q(t), \quad \eta_g = \frac{1}{\sqrt{F_{\text{eff}}(t^*)/T_{\text{cyc}}}}, \quad (21)$$

which serves as a convenient figure of merit for the sensitivity per  $\sqrt{\text{Hz}}$ .

#### IV. RESULTS AND DISCUSSION

We benchmark the device's sensitivity using QFI and the Cramér-Rao bound (CRB), accounting for realistic decoherence. Our analysis explores two distinct configurations. Scenario I (Near term) utilizes parameters from existing sub-microgram devices ( $f_m = 100 \text{ kHz}$ ,  $Q_m = 10^9$ ). In contrast, Scenario II (High-mass) proposes a heavier  $10 \mu\text{g}$  oscillator at a lower frequency ( $f_m = 20 \text{ kHz}$ ) to enhance the gravitational signal. These parameters align with the Hamiltonian and open-system dynamics derived in Secs. II–III A, with full control parameters and sensitivity metrics listed in Table II. Fig. 4 plots the time dependent QFI and per- $\sqrt{\text{Hz}}$  sensitivity for both configurations. Sensitivity  $\eta_g$  peaks at optimal interrogation times  $t^*$ , aligning with QFI maxima where the qubit and mechanics disentangle.

The near-term device (Scenario I) achieves a projected sensitivity of  $\eta_g \approx 6.5 \times 10^{-8} \text{ m s}^{-2}/\sqrt{\text{Hz}}$  at  $t^* \approx 260 \mu\text{s}$  ( $n = 52$  cycles). For a standard 600 s geophysical integration, this corresponds to an absolute gravity resolution of  $6.5 \times 10^{-9} \text{ m s}^{-2}$ . Qubit dephasing during the interrogation reduces the QFI by a factor of  $\sim 1.7$  relative to the ideal decoherence-free case. The high-mass design (Scenario II) highlights the benefits of a larger gravitational test mass. Scaling to  $10 \mu\text{g}$  improves sensitivity by an or-

TABLE II: **Simulation parameters and resulting performance metrics for Scenario I and Scenario II.** Fixed parameters common to both scenarios are: qubit  $T_1 = 0.8$  ms,  $T_\phi = 1.5$  ms; readout fidelity  $F_r = 0.995$ ; bath temperature  $T = 20$  mK; longitudinal coupling  $k = 0.20$ . The absolute resolution is calculated for a total integration time of  $T_{\text{int}} = 600$  s.

Parameter / Metric	Scenario I		Scenario I		Scenario II		Scenario II	
	Realistic	Unit	Ideal	Unit	Realistic	Unit	Ideal	Unit
	<i>(Near-term)</i>		<i>(Near-term)</i>		<i>(High-mass)</i>		<i>(High-mass)</i>	
<i>Variable Parameters</i>								
Mechanical frequency $f_m$	100	kHz	100	kHz	20	kHz	20	kHz
Effective mass $m_{\text{eff}}$	0.53	$\mu\text{g}$	0.53	$\mu\text{g}$	10.0	$\mu\text{g}$	10.0	$\mu\text{g}$
Mechanical quality $Q_m$	$10^9$	—	$10^9$	—	$10^{10}$	—	$10^{10}$	—
Coupling rate $g_0/2\pi$	20.0	kHz	20.0	kHz	4.0	kHz	4.0	kHz
<i>Performance Metrics</i>								
Optimal cycle $n^*$	52	—	—	—	10	—	—	—
Optimal time $t^*$	260	$\mu\text{s}$	260	$\mu\text{s}$	250	$\mu\text{s}$	250	$\mu\text{s}$
Sensitivity $\eta_g$	$6.5 \times 10^{-8}$	$\text{ms}^{-2}/\sqrt{\text{Hz}}$	$3.9 \times 10^{-8}$	$\text{ms}^{-2}/\sqrt{\text{Hz}}$	$6.7 \times 10^{-9}$	$\text{ms}^{-2}/\sqrt{\text{Hz}}$	$4.1 \times 10^{-9}$	$\text{ms}^{-2}/\sqrt{\text{Hz}}$
Absolute resolution (600 s)	$6.5 \times 10^{-9}$	$\text{ms}^{-2}$	$3.9 \times 10^{-9}$	$\text{ms}^{-2}$	$6.7 \times 10^{-10}$	$\text{ms}^{-2}$	$4.1 \times 10^{-10}$	$\text{ms}^{-2}$
State QFI $\mathcal{F}_Q(t^*)$	$6.2 \times 10^{10}$	—	$1.7 \times 10^{11}$	—	$5.7 \times 10^{12}$	—	$1.5 \times 10^{13}$	—

der of magnitude, reaching  $\eta_g \approx 6.7 \times 10^{-9} \text{ m s}^{-2}/\sqrt{\text{Hz}}$  at  $t^* \approx 250 \mu\text{s}$  ( $n = 10$  cycles). In both cases, finite readout fidelity ( $F_r = 0.995$ ) lowers the accessible classical Fisher information by roughly 2% compared to the theoretical QFI limit. The oscillatory QFI structure in Fig. 4 (c), (f) directly reflects the stroboscopic protocol. QFI peaks appear at integer mechanical periods ( $t = 2\pi n/\omega_m$ ). At these moments, the qubit and resonator disentangle, momentarily suppressing spin-phonon dephasing. Intrinsic qubit decoherence ( $\Gamma_2$ ) and mechanical damping define the envelope of these peaks. The insets in Fig. 3(a, b, d, e) plot the qubit–mechanics visibility, defined by the overlap of the two conditional mechanical trajectories. This overlap determines the interference fringe contrast and fundamentally limits the achievable QFI. As the coherent states separate in phase space, the visibility drops to a minimum midway through the mechanical cycle. It returns to unity only when the trajectories re-converge, which gives rise to the sharp QFI peaks. This visibility profile clarifies the origin of the stroboscopic envelope and demonstrates how decoherence suppresses the height of subsequent revivals.

Comparing the two scenarios reveals a distinct trade-off. Scenario II’s lower mechanical frequency (20 kHz vs 100 kHz) produces significantly broader QFI peaks. Fig. 4 (f) scenario II shows sensitivity staying within 10% of the optimum over several cycles ( $n = 9$ –12). This breadth relaxes timing constraints on readout pulses. Unlike the sharp peaks in Scenario I, the high-mass design is robust to timing jitter. At these timescales ( $t^* \sim 250 \mu\text{s}$ ), intrinsic qubit dephasing ( $T_\phi \sim 1.5$  ms) dominates. It outweighs thermal noise from the mechanical bath ( $T = 20$  mK). Consequently, cooling below 20 mK offers little benefit without improving qubit coherence times.

This platform fills a specific gap in modern gravimetry. Scenario I (Near-term) matches the sensitivity

of best-in-class macroscopic spring gravimeters ( $10^{-7}$ – $10^{-8} \text{ m s}^{-2}/\sqrt{\text{Hz}}$ ). However, it runs  $10^3$ – $10^4$  times faster. Scenario II (High-mass) targets the  $10^{-9} \text{ m s}^{-2}/\sqrt{\text{Hz}}$  range. This approaches cold-atom interferometer precision but retains sub-millisecond cycle times in a chip-scale package. Realizing these theoretical limits requires solving specific technical hurdles. First, maximizing readout fidelity ( $F_r \rightarrow 1$ ) is essential to approach the quantum limit. Second,  $1/f$  magnetic flux noise and environmental drift will likely constrain long-term stability. We can mitigate these effects by incorporating dynamical decoupling into the stroboscopic protocol. Additionally, gradiometric arrays allow for differential measurements to reject common-mode noise.

## V. CONCLUSION

In this paper, we study a chip-integrated superconducting gravimeter in which a flux-tunable transmon is coupled longitudinally to a co-fabricated nanomechanical beam via a flux-mediated interaction. The design sits within the broader family of hybrid quantum sensors and circuit optomechanical platforms[8, 9]. Starting from a microscopic Hamiltonian, we derive an exact, factorized time-evolution operator and identify the geometric-phase imprint of gravity on the qubit. This construction yields closed-form expressions for the QFI in both unitary and Lindblad regimes[34, 36, 39]. In particular, the analysis shows that operating stroboscopically at mechanical revivals uses the periodic re-phasing of the qubit–mechanical system to boost sensitivity while keeping which-path dephasing modest.

We then analyze two concrete operating regimes: a near-term device consistent with existing experiments and a heavier, scaled design. A near-term device with sub-microgram mass and hundred-kilohertz me-

chanics can reach per- $\sqrt{\text{Hz}}$  sensitivities in the mid- $10^{-8}$ , m, s $^{-2}$ / $\sqrt{\text{Hz}}$  range. This performance is competitive with spring and superconducting gravimeters[13–15] and lies within roughly an order of magnitude of state-of-the-art cold-atom instruments[6, 7], while operating at millisecond-scale cycle times in a fully lithographic architecture. A heavier, lower-frequency design pushes the projected sensitivity into the  $10^{-9}$ , m, s $^{-2}$ / $\sqrt{\text{Hz}}$  range while still allowing sub-millisecond interrogation. In this case, increasing the mass and improving mechanical dissipation provides a controlled way to trade bandwidth for improved precision on the same platform.

Beyond these specific parameter sets, our analysis yields a few concrete design rules for superconducting gravimetry. The longitudinal coupling  $k = g_0/\omega_m$  enters the QFI quadratically, so larger  $k$  is beneficial up to the point where decoherence and flux noise become limiting. In parallel, the mechanical quality factor and bath temperature mainly set the dephasing envelope and the length of the useful interrogation window. Readout fidelity and local-oscillator phase stability determine how closely the classical Fisher information follows the QFI[34, 36, 39]. In this geometric-phase picture, oper-

ating at revival times has a clear advantage: the probe disentangles from the resonator and gravity is encoded in a single-qubit phase, which simplifies tomography and supports repeated measurements at high duty cycle.

On the hardware side, the same lithographic platform can be replicated into multiplexed arrays, gradiometric layouts, and modules integrated with complementary quantum sensors. Large-scale multiplexed superconducting readout and hybrid architectures have already been demonstrated in other quantum-sensing settings [8, 40]. Long-baseline, multi-interferometer configurations such as MIGA show how differential gravity measurements and arrayed operation can suppress common-mode noise and extract weak signals [41]. Translating these ideas to chip-scale superconducting gravimeters would enable common-mode rejection of platform vibrations, gravity-gradient measurements, and cross-calibration against cold-atom or optical instruments. Taken together with ongoing progress in qubit coherence, nanomechanical  $Q$  factors, and low-noise microwave readout [8, 9], our results indicate that deployable, chip-scale quantum gravimeters for geoscience, navigation, and precision tests of gravity are technically within reach [1, 3, 4].

- 
- [1] T. Hinderer, *The Astrophysical Journal* **677**, 1216 (2008).
  - [2] J. Harms, M. Coughlin, I. Fiori, *et al.*, *Classical and Quantum Gravity* **36**, 235006 (2019).
  - [3] D. Carney, P. C. E. Stamp, and J. M. Taylor, *Classical and Quantum Gravity* **36**, 034001 (2019).
  - [4] P. Touboul, G. Métris, M. Rodrigues, *et al.*, *Physical Review Letters* **119**, 231101 (2017).
  - [5] T. M. Niebauer, G. S. Sasagawa, J. E. Faller, R. Hilt, and F. Klopping, *Metrologia* **32**, 159 (1995).
  - [6] A. Peters, K. Y. Chung, and S. Chu, *Nature* **400**, 849 (1999).
  - [7] J. M. McGuirk, G. T. Foster, J. B. Fixler, M. J. Snadden, and M. A. Kasevich, *Physical Review A* **65**, 033608 (2002).
  - [8] C. L. Degen, F. Reinhard, and P. Cappellaro, *Reviews of Modern Physics* **89**, 035002 (2017).
  - [9] M. Aspelmeyer, T. J. Kippenberg, and F. Marquardt, *Reviews of Modern Physics* **86**, 1391 (2014).
  - [10] J. D. Teufel, T. Donner, D. Li, J. W. Harlow, M. S. Allman, K. Cicak, A. J. Sirois, J. D. Whittaker, K. W. Lehnert, and R. W. Simmonds, *Nature* **475**, 359 (2011).
  - [11] A. D. O’Connell, M. Hofheinz, M. Ansmann, R. C. Bialczak, M. Lenander, E. Lucero, M. Neeley, D. Sank, H. Wang, M. Weides, J. Wenner, J. M. Martinis, and A. N. Cleland, *Nature* **464**, 697 (2010).
  - [12] W. Prothero and J. Goodkind, *Review of Scientific Instruments* **39**, 1257 (1968).
  - [13] J. M. Goodkind, *Review of Scientific Instruments* **70**, 4131 (1999).
  - [14] D. Crossley, J. Hinderer, and U. Ricciardi, *Reports on Progress in Physics* **76**, 046101 (2013).
  - [15] J. Hinderer, R. J. Warburton, S. Rosat, *et al.*, *Pure and Applied Geophysics* **179**, 1701 (2022).
  - [16] J. Clarke and A. I. Braginski, eds., *The SQUID Handbook: Fundamentals and Technology of SQUIDs and SQUID Systems*, Vol. 1 (Wiley-VCH Verlag GmbH & Co. KGaA, Weinheim, 2004).
  - [17] O. Romero-Isart, *Physical Review Letters* **109**, 020405 (2012).
  - [18] M. Maggiore, *Physical Review D* **101**, 082003 (2020).
  - [19] H. Yuan, S. Zhang, P. Hyde, and C.-M. Hu, *Applied Physics Letters* **107**, 262401 (2015).
  - [20] K. E. Khosla, M. R. Vanner, W. P. Bowen, and G. J. Milburn, *New Journal of Physics* **20**, 095015 (2018).
  - [21] P. Treutlein, D. Hunger, S. Camerer, T. W. Hänsch, and J. Reichel, *Physical Review Letters* **99**, 140403 (2007).
  - [22] R. N. Patel, H. Ramp, J. M. Teufel, and K. W. Lehnert, *Science* **372**, 940 (2021).
  - [23] S. Etaki, M. Poot, I. Mahboob, K. Onomitsu, H. Yamaguchi, and H. S. J. van der Zant, *Nature Physics* **4**, 785 (2008).
  - [24] A. P. Reed, K. H. Mayer, J. D. Teufel, E. Knill, L. S. Martin, and K. W. Lehnert, *Nature Physics* **13**, 1163 (2017).
  - [25] R. D. Delaney, S. E. de Graaf, J. Burnett, S. E. de Graaf, J. J. Burnett, T. Lindström, A. Y. Tzalenchuk, and M. S. Kubanek, *Nature* **606**, 489 (2022).
  - [26] J. Hofer, A. Schliesser, and T. J. Kippenberg, *Phys. Rev. A* **82**, 031804 (2010).
  - [27] M. Kounalakis, Y. M. Blanter, and G. A. Steele, *Phys. Rev. Res.* **2**, 023335 (2020).
  - [28] R. Geiger, A. Landragin, S. Merlet, and F. Pereira Dos Santos, *AVS Quantum Science* **2**, 024702 (2020).
  - [29] C. Freier, M. Hauth, V. Schkolnik, B. Leykauf, M. Schilling, H. Wziontek, H.-G. Scherneck, J. Müller,



- and A. Peters, *Journal of Physics: Conference Series* **723**, 012050 (2016).
- [30] J. M. Pirkkalainen, E. Damskägg, M. Brandt, F. Massel, and M. A. Sillanpää, *Nature Communications* **6**, 6981 (2015).
- [31] D. Zoepfl, M. L. Juan, C. M. F. Schneider, and G. Kirchmair, *Phys. Rev. Lett.* **125**, 023601 (2020).
- [32] J. Chen, W. Yan, J. Zhao, X. Tan, and Y. Yu, *physica status solidi (RRL) – Rapid Research Letters* **18**, 2300409 (2024).
- [33] V. Giovannetti, S. Lloyd, and L. Maccone, *Phys. Rev. Lett.* **96**, 010401 (2006).
- [34] V. Giovannetti, S. Lloyd, and L. Maccone, *Nature Photonics* **5**, 222 (2011).
- [35] C. W. Helstrom, *Quantum Detection and Estimation Theory* (Academic Press, New York, 1976).
- [36] M. G. A. Paris, *International Journal of Quantum Information* **7**, 125 (2009).
- [37] G. Tóth and I. Apellaniz, *Journal of Physics A: Mathematical and Theoretical* **47**, 424006 (2014).
- [38] L. Pezzè, A. Smerzi, M. K. Oberthaler, R. Schmied, and P. Treutlein, *Reviews of Modern Physics* **90**, 035005 (2018).
- [39] S. L. Braunstein and C. M. Caves, *Physical Review Letters* **72**, 3439 (1994).
- [40] G. Kurizki, P. Bertet, Y. Kubo, K. Mølmer, D. Petrosyan, P. Rabl, and J. Schmiedmayer, *Proceedings of the National Academy of Sciences of the United States of America* **112**, 3866 (2015).
- [41] B. Canuel and et al., *Scientific Reports* **8**, 14064 (2018).
-

## Appendix A: Quantum Fisher Information for Closed System

In this Appendix we first derive the exact unitary dynamics and the corresponding Quantum Fisher Information (QFI) for the closed qubit-oscillator system. The starting point is the Hamiltonian

$$\begin{aligned} \mathcal{H} = & \frac{\hbar\Omega_q}{2}\sigma_z + \hbar\omega_m a^\dagger a \\ & + \hbar g_0 \sigma_z (a + a^\dagger) + m_{\text{eff}} g z_{\text{zpf}} (a + a^\dagger). \end{aligned} \quad (\text{A1})$$

Here,  $\Omega_q$  is the qubit frequency,  $\omega_m$  is the mechanical frequency,  $g_0$  is the longitudinal coupling strength between the qubit and the mechanical mode, and  $m_{\text{eff}} g z_{\text{zpf}}$  represents the static gravitational force projected onto the mechanical zero-point motion. The parameter

$$z_{\text{zpf}} = \sqrt{\hbar/(2m_{\text{eff}}\omega_m)}$$

is the zero-point fluctuation amplitude of the mechanical mode.

For convenience, we now introduce dimensionless parameters that collect the relevant energy scales and define a dimensionless time:

$$k = \frac{g_0}{\omega_m}, \quad \bar{G} = \frac{m_{\text{eff}} g z_{\text{zpf}}}{\hbar\omega_m}, \quad \tau = \omega_m t, \quad \mathcal{Z} = k\sigma_z + \bar{G}. \quad (\text{A2})$$

In terms of these quantities the Hamiltonian can be written as

$$\mathcal{H} = \hbar\omega_m [a^\dagger a + \mathcal{Z}(a + a^\dagger)] + \frac{\hbar\Omega_q}{2}\sigma_z. \quad (\text{A3})$$

This form makes explicit that the mechanical oscillator is displaced by the operator  $\mathcal{Z}$ , which contains both the qubit-dependent longitudinal coupling and the gravity-induced contribution.

To diagonalize the Hamiltonian in the mechanical sector, we perform a polaron (displacement) transformation. The corresponding unitary is defined as

$$\mathcal{T} = \exp[\mathcal{Z}(a^\dagger - a)].$$

Under this transformation, the mechanical ladder operators are shifted according to

$$\mathcal{T} a \mathcal{T}^\dagger = a - \mathcal{Z}, \quad \mathcal{T} a^\dagger \mathcal{T}^\dagger = a^\dagger - \mathcal{Z}. \quad (\text{A4})$$

Applying the transformation  $\mathcal{H}' = \mathcal{T}^\dagger \mathcal{H} \mathcal{T}$  yields an effective Hamiltonian in which the longitudinal coupling and gravitational force are absorbed into a renormalized energy shift:

$$\mathcal{H}' = \hbar\omega_m [a^\dagger a - \mathcal{Z}^2] + \frac{\hbar\Omega_q}{2}\sigma_z.$$

The terms in  $\mathcal{H}'$  mutually commute, since  $[a^\dagger a, \sigma_z] = [a^\dagger a, \mathcal{Z}^2] = [\sigma_z, \mathcal{Z}^2] = 0$ . As a result, the time-evolution operator in the polaron frame factorizes as

$$\begin{aligned} \mathcal{U}'(t) = & \exp(-i\tau a^\dagger a) \exp(i\tau \mathcal{Z}^2) \\ & \exp\left(-i\frac{\Omega_q}{2\omega_m} \tau \sigma_z\right). \end{aligned}$$

To return to the original (laboratory) frame, we conjugate by  $\mathcal{T}$  and simplify the resulting expression. Using the Baker–Campbell–Hausdorff (BCH) formula for the conjugation of free evolution by a displacement operator, the full evolution operator takes the standard form

$$\begin{aligned} \mathcal{U}(t) = & \exp\left(-i\frac{\Omega_q}{2\omega_m} \tau \sigma_z\right) \exp\left[i\mathcal{Z}^2(\tau - \sin \tau)\right] \\ & \times \exp\left[-\mathcal{Z}((1 - e^{-i\tau})a^\dagger - (1 - e^{i\tau})a)\right] \\ & \times \exp(-i\tau a^\dagger a). \end{aligned} \quad (\text{A5})$$

The structure of Eq.(A5) clearly separates the free qubit precession, the gravity- and coupling-dependent phase factor, the qubit- and gravity-conditioned displacement of the mechanical oscillator, and the free mechanical evolution.

We now apply this unitary evolution to a factorized initial state, where the qubit is prepared in a superposition state and the resonator in a coherent state:

$$|\Psi(0)\rangle = (\cos \frac{\theta}{2} |0\rangle + \sin \frac{\theta}{2} |1\rangle) |\alpha\rangle.$$

Using Eq.(A5), the evolved state can be written as

$$\begin{aligned} |\Psi(\tau)\rangle = & \cos \frac{\theta}{2} e^{i\phi_0(\tau)} |0\rangle |\alpha_0(\tau)\rangle \\ & + \sin \frac{\theta}{2} e^{i\phi_1(\tau)} |1\rangle |\alpha_1(\tau)\rangle, \end{aligned} \quad (\text{A6})$$

which shows explicitly that the qubit populations label two distinct mechanical trajectories in phase space. Here,

$$\alpha_j(\tau) = \alpha e^{-i\tau} - \mathcal{Z}_j(1 - e^{-i\tau}),$$

and

$$\phi_j(\tau) = (-1)^j \frac{\Omega_q}{2\omega_m} \tau + \mathcal{Z}_j^2(\tau - \sin(\tau)) + \chi_j(\tau),$$

with  $\mathcal{Z}_j = (-1)^j k + \bar{G}$ . The additional phase  $\chi_j(\tau)$  arises from the coherent-state displacement and is given by

$$\chi_j(\tau) = \frac{1}{2} [\beta_j(\alpha e^{-i\tau})^* - \beta_j^*(\alpha e^{-i\tau})],$$

where

$$\beta_j = -\mathcal{Z}_j(1 - e^{-i\tau}), \quad \alpha_j(\tau) = \alpha e^{-i\tau} + \beta_j.$$

Equations above fully specify the ideal (closed-system) qubit-oscillator state as a function of the gravitational acceleration  $g$ .

For a pure state  $|\Psi(\tau)\rangle$  that depends on the parameter  $g$ , the QFI is given by the standard expression

$$\mathcal{I}_g = 4 \left[ \langle \partial_g \Psi | \partial_g \Psi \rangle - |\langle \Psi | \partial_g \Psi \rangle|^2 \right], \quad (\text{A7})$$

which quantifies the ultimate precision bound for unbiased estimators of  $g$  based on this state. To obtain an explicit closed form, we introduce the shorthand

$$\gamma = \frac{m_{\text{eff}} z_{\text{zpf}}}{\hbar \omega_m}, \quad \eta(\tau) = 1 - e^{-i\tau},$$

and write the derivative of the state with respect to  $g$  as

$$\partial_g |\Psi\rangle = \gamma \sum_{j=0,1} c_j |j\rangle \otimes |\dot{\alpha}_j\rangle,$$

where  $c_0 = \cos(\theta/2)$ ,  $c_1 = \sin(\theta/2)$ , and

$$|\dot{\alpha}_j\rangle = (iA_j + \eta^* \alpha_j) |\alpha_j\rangle - \eta a^\dagger |\alpha_j\rangle, \quad A_j = \partial_{\mathcal{Z}_j} \phi_j.$$

Substituting these expressions into Eq.(A7) and performing the coherent-state algebra yields the QFI in the compact form

$$\begin{aligned} \mathcal{F}_Q = & 4\gamma^2 \left\{ \sum_j |c_j|^2 \left[ A_j^2 + |\eta|^2 (2|\alpha_j|^2 + 1) \right. \right. \\ & \left. \left. - 2\Re[(\eta \alpha_j^*)^2] - 4A_j \Im(\eta \alpha_j^*) \right] \right. \\ & \left. - \left[ \sum_j |c_j|^2 (A_j - 2\Im(\eta \alpha_j^*)) \right]^2 \right\}. \end{aligned} \quad (\text{A8})$$

This expression encodes the full dependence of the QFI on the gravitational parameter  $g$  through the displaced coherent amplitudes  $\alpha_j(\tau)$  and phases  $\phi_j(\tau)$ , and provides the basis for the sensitivity analysis in the main text.

## Appendix B: Calculation of Linear Entropy

We next quantify the entanglement generated between the qubit and the mechanical oscillator by evaluating the linear entropy of the reduced qubit state. Consider a general qubit–oscillator pure state of the form

$$|\Psi(t)\rangle = \sum_{j \in \{0,1\}} c_j(t) |j\rangle \otimes |\alpha_j(t)\rangle,$$

where  $|j\rangle$  denotes the computational basis of the qubit and  $|\alpha_j(t)\rangle$  are coherent states of the oscillator with complex amplitudes  $\alpha_j(t)$ . The corresponding total density matrix is

$$\rho(t) = \sum_{j,k \in \{0,1\}} c_j(t) c_k^*(t) |j\rangle \langle k| \otimes |\alpha_j(t)\rangle \langle \alpha_k(t)|.$$

Tracing over the oscillator degrees of freedom yields the reduced qubit state:

$$\rho_q(t) = \text{Tr}_{\text{osc}}[\rho(t)] = \sum_{j,k \in \{0,1\}} c_j(t) c_k^*(t) \langle \alpha_k(t) | \alpha_j(t) \rangle |j\rangle \langle k|.$$

The key quantity controlling decoherence in this subsystem is the overlap between the two coherent states  $|\alpha_0(t)\rangle$  and  $|\alpha_1(t)\rangle$ . Introducing the overlap integral

$$\mathcal{O}(t) = \exp \left( -\frac{1}{2} |\alpha_1(t) - \alpha_0(t)|^2 + \alpha_1^*(t) \alpha_0(t) - \alpha_0^*(t) \alpha_1(t) \right),$$

and using the standard identities for coherent states, this simplifies to

$$\mathcal{O}(t) = \exp \left( -\frac{1}{2} |\alpha_1(t) - \alpha_0(t)|^2 \right). \quad (\text{B1})$$

In the  $\{|0\rangle, |1\rangle\}$  basis, the reduced density matrix can therefore be written as

$$\rho_q(t) = \begin{pmatrix} |c_0(t)|^2 & c_0(t) c_1^*(t) \mathcal{O}(t) \\ c_1(t) c_0^*(t) \mathcal{O}^*(t) & |c_1(t)|^2 \end{pmatrix}.$$

The purity of the reduced state,  $\text{Tr}[\rho_q^2(t)]$ , quantifies how mixed the qubit has become due to entanglement with the oscillator:

$$\begin{aligned} \text{Tr}[\rho_q^2(t)] &= |c_0(t)|^4 + |c_1(t)|^4 \\ &\quad + 2|c_0(t)|^2 |c_1(t)|^2 |\mathcal{O}(t)|^2. \end{aligned}$$

The linear entropy,

$$\mathcal{S}_L(t) = 1 - \text{Tr}[\rho_q^2(t)],$$

then provides a simple entanglement monotone for the bipartite pure state. Substituting the purity expression yields

$$\begin{aligned} \mathcal{S}_L(t) &= 1 - \left( |c_0(t)|^4 + |c_1(t)|^4 \right. \\ &\quad \left. + 2|c_0(t)|^2 |c_1(t)|^2 |\mathcal{O}(t)|^2 \right). \end{aligned}$$

Introducing the population parameter  $p \equiv |c_0(t)|^2$  (so that  $|c_1(t)|^2 = 1 - p$  by normalization), we obtain the compact form

$$\mathcal{S}_L(t) = 2p(1-p) \left( 1 - |\mathcal{O}(t)|^2 \right). \quad (\text{B2})$$

The linear entropy thus increases as the coherent-state overlap  $|\mathcal{O}(t)|^2$  decreases and vanishes when the two conditional trajectories fully overlap.

To connect this entanglement measure to the gravitationally induced dynamics of our model, we now specify the coherent-state amplitudes for a representative longitudinally coupled evolution. In the main text and in Sec. A, the qubit eigenstates  $|j\rangle$  are associated with dimensionless displacement parameters  $\mathcal{Z}_j$  through the operator  $\mathcal{Z} = k\sigma_z + \bar{G}$ . For a simple revival model we take

$$\alpha_j(t) = \mathcal{Z}_j(1 - e^{-i\omega_m t}), \quad (\text{B3})$$

where  $\mathcal{Z}_j$  is the state-dependent displacement amplitude for  $|j\rangle$  and  $\omega_m$  is the mechanical frequency. The amplitude difference is therefore

$$\alpha_0(t) - \alpha_1(t) = (\mathcal{Z}_0 - \mathcal{Z}_1)(1 - e^{-i\omega_m t}).$$

Substituting this into the expression for the linear entropy gives

$$\begin{aligned} \mathcal{S}_L(t) = & 2p(1-p) \\ & \times \left[ 1 - \exp\left(-|\mathcal{Z}_0 - \mathcal{Z}_1|^2 |1 - e^{-i\omega_m t}|^2\right) \right]. \end{aligned}$$

At the mechanical revival time  $t = \tau = 2\pi/\omega_m$  we have

$$1 - e^{-i2\pi} = 0,$$

which implies  $|\mathcal{O}(\tau)|^2 = 1$  and hence

$$\mathcal{S}_L(\tau) = 0.$$

The vanishing of the linear entropy at integer multiples of the period  $2\pi/\omega_m$  indicates complete disentanglement between qubit and oscillator, demonstrating periodic revivals of separability in the joint dynamics. These disentanglement revivals provide a clear dynamical signature of the underlying qubit-mechanics coupling, and, in our context, of the gravitationally induced displacements encoded in the parameters  $\mathcal{Z}_j$ .

### Appendix C: Lindblad Derivation

We now extend the analysis to an open-system setting by deriving an effective Lindblad master equation for the qubit in the presence of mechanical dissipation and qubit decoherence. The full system-bath Hamiltonian in the laboratory frame is given by Eq.(A1). As in the closed-system case, we implement the polaron transformation via the unitary operator

$$\mathcal{T} = \exp[-\mathcal{Z}(a^\dagger - a)],$$

where the displacement parameter  $\mathcal{Z}$  is defined in Eq.(A2). Under this transformation, the mechanical operators become

$$\mathcal{T}^\dagger a \mathcal{T} = a - \mathcal{Z}, \quad \mathcal{T}^\dagger a^\dagger \mathcal{T} = a^\dagger - \mathcal{Z},$$

while the qubit operators are unchanged:

$$\mathcal{T}^\dagger \sigma_i \mathcal{T} = \sigma_i \quad \text{for } i \in \{x, y, z\}.$$

Applying the polaron transformation to the full Hamiltonian leads to

$$\mathcal{H}' = \mathcal{T}^\dagger \mathcal{H} \mathcal{T} = \frac{\hbar}{2} \tilde{\Omega}_q \sigma_z + \hbar \omega_m a^\dagger a,$$

where the qubit frequency is renormalized by the longitudinal coupling and gravity as

$$\tilde{\Omega}_q = \Omega_q - 4\omega_m k \bar{G}.$$

A constant energy shift  $-\hbar\omega_m(k^2 + \bar{G}^2)$  has been omitted, as it does not affect the dynamics.



The system couples to multiple dissipative channels described by Lindblad operators. In the laboratory frame these are taken as

$$\begin{aligned} L_1 &= \sqrt{\Gamma_1} \sigma_- \otimes \mathbb{I}_m, \\ L_2 &= \sqrt{\Gamma_\phi} \sigma_z \otimes \mathbb{I}_m, \\ L_3 &= \sqrt{\gamma_m(n_{\text{th}} + 1)} \mathbb{I}_q \otimes a, \\ L_4 &= \sqrt{\gamma_m n_{\text{th}}} \mathbb{I}_q \otimes a^\dagger, \end{aligned}$$

representing qubit relaxation, pure dephasing, and mechanical damping and heating, respectively. In the polaron frame these become

$$\begin{aligned} \tilde{L}_1 &= \sqrt{\Gamma_1} \sigma_- \exp[-2k(a^\dagger - a)], \\ \tilde{L}_2 &= \sqrt{\Gamma_\phi} \sigma_z, \\ \tilde{L}_3 &= \sqrt{\gamma_m(n_{\text{th}} + 1)} (a - \sigma_z k - \bar{G}), \\ \tilde{L}_4 &= \sqrt{\gamma_m n_{\text{th}}} (a^\dagger - \sigma_z k - \bar{G}). \end{aligned}$$

The full master equation in the polaron frame is then

$$\dot{\tilde{\rho}} = -\frac{i}{\hbar} [\mathcal{H}', \tilde{\rho}] + \sum_{j=1}^4 \mathcal{D}[\tilde{L}_j] \tilde{\rho}, \quad (\text{C1})$$

where the Lindblad dissipator is defined as

$$\mathcal{D}[L]\rho = L\rho L^\dagger - \frac{1}{2}\{L^\dagger L, \rho\}. \quad (\text{C2})$$

To obtain an effective qubit-only description, we assume weak system–bath coupling and invoke the Born approximation,

$$\tilde{\rho} \approx \tilde{\rho}_q \otimes \rho_{m,\text{th}},$$

where  $\rho_{m,\text{th}}$  is the thermal state of the mechanical oscillator with mean occupation  $n_{\text{th}}$ . Tracing over the mechanical degrees of freedom leads to the reduced master equation

$$\dot{\tilde{\rho}}_q = -\frac{i}{\hbar} \left[ \frac{\hbar}{2} \tilde{\Omega}_q \sigma_z, \tilde{\rho}_q \right] + \sum_j \text{Tr}_m[\mathcal{D}[\tilde{L}_j] \tilde{\rho}].$$

Carrying out the traces, the dissipators reduce to

$$\mathcal{D}_{\Gamma_1}[\tilde{\rho}_q] = \Gamma_1 \left( \sigma_- \tilde{\rho}_q \sigma_+ - \frac{1}{2} \{ \sigma_+ \sigma_-, \tilde{\rho}_q \} \right),$$

$$\mathcal{D}_{\Gamma_\phi}[\tilde{\rho}_q] = \Gamma_\phi (\sigma_z \tilde{\rho}_q \sigma_z - \tilde{\rho}_q),$$

and an additional dephasing channel originating from the mechanical bath:

$$\mathcal{D}_{\text{mech}}[\tilde{\rho}_q] = \gamma_m k^2 (2n_{\text{th}} + 1) (\sigma_z \tilde{\rho}_q \sigma_z - \tilde{\rho}_q).$$

Thus, the total pure dephasing rate is

$$\Gamma'_\phi = \Gamma_\phi + \gamma_m k^2 (2n_{\text{th}} + 1).$$

This effective description shows how mechanical dissipation, when combined with longitudinal coupling, manifests as an additional qubit dephasing channel.

### Appendix D: Quantum Fisher Information with Decoherence

We now use the effective qubit master equation to derive the QFI in the presence of decoherence. In the computational basis  $\{|0\rangle, |1\rangle\}$  we write

$$\tilde{\rho}_q = \begin{pmatrix} \rho_{00} & \rho_{01} \\ \rho_{10} & \rho_{11} \end{pmatrix},$$

for which the evolution equations implied by the reduced master equation are

$$\begin{aligned} \dot{\rho}_{00} &= \Gamma_1 \rho_{11}, \\ \dot{\rho}_{11} &= -\Gamma_1 \rho_{11}, \\ \dot{\rho}_{01} &= \left( -i\tilde{\Omega}_q - \frac{\Gamma_1}{2} - 2\Gamma'_\phi \right) \rho_{01}, \\ \dot{\rho}_{10} &= \left( i\tilde{\Omega}_q - \frac{\Gamma_1}{2} - 2\Gamma'_\phi \right) \rho_{10}. \end{aligned}$$

These equations describe relaxation from  $|1\rangle$  to  $|0\rangle$  at rate  $\Gamma_1$ , along with pure dephasing at rate  $\Gamma'_\phi$ .

To connect back to the laboratory frame, we apply the inverse polaron transformation to the full density matrix,

$$\rho_{\text{lab}}(t) = \mathcal{T} \tilde{\rho}(t) \mathcal{T}^\dagger,$$

and then trace over the mechanical mode:

$$\rho_{q,\text{lab}}(t) = \text{Tr}_m[\mathcal{T} \tilde{\rho}(t) \mathcal{T}^\dagger].$$

The diagonal elements are unaffected by this transformation,

$$\rho_{00,\text{lab}}(t) = \tilde{\rho}_{00}(t), \quad \rho_{11,\text{lab}}(t) = \tilde{\rho}_{11}(t),$$

whereas the off-diagonal elements acquire an additional mechanical overlap factor,

$$\rho_{01,\text{lab}}(t) = \tilde{\rho}_{01}(t) \cdot \mathcal{M}(t),$$

with

$$\mathcal{M}(t) = \exp[-4k^2(1 - \cos \omega_m t)] \exp[i\varphi(t)],$$

and

$$\varphi(t) = -4k^2 \sin(\omega_m t) + 4k\bar{G}(1 - \cos \omega_m t).$$

Thus, in addition to exponential decoherence from the qubit bath, there is a periodic, gravity-dependent modulation of the coherence originating from the longitudinal coupling to the mechanical mode.

For an initial pure qubit state

$$|\psi(0)\rangle = \cos(\theta/2)|0\rangle + e^{i\phi} \sin(\theta/2)|1\rangle,$$

the laboratory-frame density matrix elements can be written explicitly as

$$\begin{aligned} \rho_{00,\text{lab}}(t) &= 1 - \sin^2\left(\frac{\theta}{2}\right) e^{-\Gamma_1 t}, \\ \rho_{11,\text{lab}}(t) &= \sin^2\left(\frac{\theta}{2}\right) e^{-\Gamma_1 t}, \\ \rho_{01,\text{lab}}(t) &= \frac{1}{2} \sin \theta \exp[-i\Phi(t) - 4k^2(1 - \cos \omega_m t) - \Gamma_2 t], \end{aligned}$$

where the total accumulated phase is

$$\Phi(t) = \tilde{\Omega}_q t - 4k^2 \sin(\omega_m t) + 4k\bar{G}(1 - \cos \omega_m t),$$

and the total decoherence rate is

$$\Gamma_2 = \frac{\Gamma_1}{2} + 2[\Gamma_\phi + \gamma_m k^2 (2n_{\text{th}} + 1)].$$

In terms of the Bloch vector  $\vec{r}(t) = (r_x(t), r_y(t), r_z(t))$  associated with  $\rho_{q,\text{lab}}(t)$ , we have

$$\begin{aligned} r_x(t) &= \sin \theta \cos \Phi(t) \\ &\quad \times \exp[-4k^2(1 - \cos \omega_m t) - \Gamma_2 t], \\ r_y(t) &= -\sin \theta \sin \Phi(t) \\ &\quad \times \exp[-4k^2(1 - \cos \omega_m t) - \Gamma_2 t], \\ r_z(t) &= 1 - 2 \sin^2 \left( \frac{\theta}{2} \right) e^{-\Gamma_1 t}. \end{aligned}$$

The gravitational field  $g$  enters these expressions via the parameter  $\bar{G} = m_{\text{eff}} g z_{\text{zpf}} / (\hbar \omega_m)$ , which appears in  $\Phi(t)$ .

To compute the QFI for estimating  $g$ , we note that  $g$  only affects the phase  $\Phi(t)$ ; all decoherence factors are independent of  $g$ . The phase derivative with respect to  $g$  is

$$\frac{\partial \Phi}{\partial g} = 4k[1 - \cos(\omega_m t) - \omega_m t] \frac{m_{\text{eff}} z_{\text{zpf}}}{\hbar \omega_m}.$$

For a single qubit, the QFI associated with estimating  $g$  from  $\rho_{q,\text{lab}}(t)$  is then

$$\begin{aligned} \mathcal{F}_Q(g; t) &= \sin^2 \theta \exp[-8k^2(1 - \cos \omega_m t) \\ &\quad - 2\Gamma_2 t] \left( \frac{\partial \Phi}{\partial g} \right)^2. \end{aligned}$$

Substituting the explicit derivative gives

$$\begin{aligned} \mathcal{F}_Q(g; t) &= \sin^2 \theta \exp[-8k^2(1 - \cos \omega_m t) - 2\Gamma_2 t] \\ &\quad \times \left[ 4k(1 - \cos \omega_m t - \omega_m t) \frac{m_{\text{eff}} z_{\text{zpf}}}{\hbar \omega_m} \right]^2. \end{aligned} \quad (\text{D1})$$

Equation(D1) explicitly displays how decoherence, longitudinal coupling, and the gravitational acceleration combine to determine the achievable precision.

Finally, we consider a Ramsey-type measurement of  $g$  based on projective qubit readout. For a given local-oscillator phase  $\phi_{\text{LO}}$ , the associated Classical Fisher Information (CFI) is

$$\mathcal{F}_C(g; t, \phi_{\text{LO}}) = \frac{r_\perp^2 (\partial_g \Phi)^2 \sin^2(\Phi + \phi_{\text{LO}})}{1 - r_\perp^2 \cos^2(\Phi + \phi_{\text{LO}})},$$

where  $r_\perp = \sqrt{r_x^2 + r_y^2}$  is the transverse Bloch-vector magnitude. Optimizing over the measurement phase,  $\phi_{\text{LO}}^* = \pi/2 - \Phi(t)$ , yields

$$\mathcal{F}_C^{\text{max}}(g; t) = \frac{r_\perp^2 (\partial_g \Phi)^2}{1 - r_\perp^2} = \frac{\mathcal{F}_Q(g; t)}{1 - |\vec{r}|^2}, \quad (\text{D2})$$

which shows that the classical Fisher information of an optimal Ramsey measurement saturates the quantum limit in the regime  $|\vec{r}| \ll 1$  or whenever the measurement is optimally aligned with the direction of maximal phase sensitivity.

## Appendix E: Effects of longitudinal coupling $k$

We now quantify how the longitudinal coupling  $k = g_0/\omega_m$  influences metrological performance for both device configurations. We sweep  $k$  from 0.1 to 0.3 and extract the peak QFI and visibility at the revival centers. For Scenario I (near-term device),  $k = 0.1$  maintains visibility  $> 0.75$  over the first two mechanical cycles, reaching a

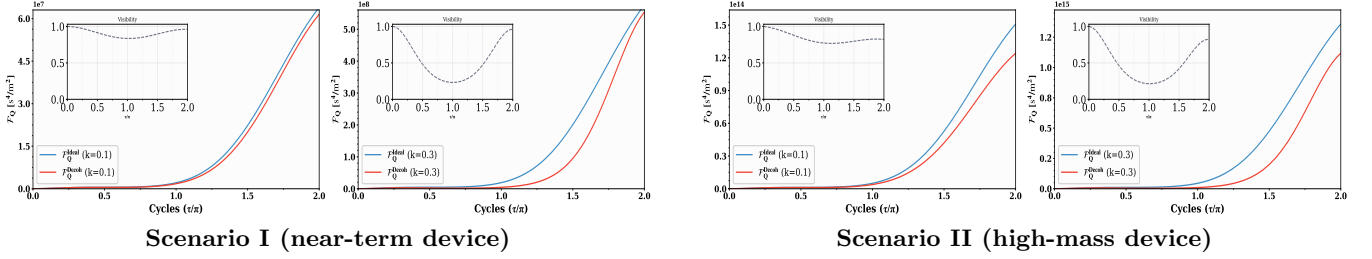


FIG. 5: Comparison of longitudinal coupling strengths  $k = 0.1$  and  $k = 0.3$  for both scenarios (note that  $k = 0.2$  is analyzed in detail in the main Scenario I/II results). The panels show the quantum Fisher information (QFI) as a function of mechanical cycles  $\tau/\pi$  for different  $k$ . The “ideal” curves correspond to QFI in the absence of decoherence, while the “decohered” curves include both intrinsic qubit relaxation/dephasing and interaction-induced mechanical noise. Insets show the visibility, defined as the residual qubit–mechanical coherence after intrinsic decay and polaron-induced dephasing. Increasing  $k$  raises the ideal QFI but also amplifies decoherence, accelerating visibility loss and suppressing the amplitude of QFI revivals. An intermediate coupling  $k \simeq 0.2$  optimally balances these competing effects in both scenarios.

peak QFI of  $\sim 1.5 \times 10^{11} \text{ s}^4/\text{m}^2$ . Increasing to  $k = 0.2$  reduces the visibility at the cycle centers to  $\sim 0.5$ , but yields a four-fold enhancement in QFI to  $\sim 6 \times 10^{11} \text{ s}^4/\text{m}^2$ . Pushing into the strong-coupling regime,  $k = 0.3$  drives the visibility below 0.3 while only increasing the QFI to  $\sim 1.3 \times 10^{12} \text{ s}^4/\text{m}^2$ ; the associated decoherence penalties (dominated by polaron dephasing and mechanical noise) exceed a factor of three, indicating diminishing returns.

Scenario II (high-mass device) exhibits the same qualitative trade-off. At  $k = 0.1$ , the visibility remains  $> 0.8$ , but the peak QFI is limited to  $\sim 6 \times 10^7 \text{ s}^4/\text{m}^2$ . Increasing to  $k = 0.2$  balances a moderate visibility of  $\sim 0.6$  with a substantially improved QFI of  $\sim 2.5 \times 10^8 \text{ s}^4/\text{m}^2$ . Further increasing to  $k = 0.3$  drives the visibility below 0.25, while the QFI gain is marginal compared to  $k = 0.2$ . In both scenarios, the optimal working point emerges near  $k \approx 0.2$ , where the enhancement in signal (QFI) compensates decoherence penalties without entering the regime of severe polaron dephasing for  $k \gtrsim 0.25$ . This convergence supports  $k \approx 0.2$  as a robust design rule across architectures.

*a. Robustness and ablations.* The sensitivity obeys the expected longitudinal-coupling scaling  $\Delta g_{\min} \propto 1/(|k|\sqrt{N})$  (as illustrated for Scenario I in Fig. 5); doubling  $k$  approximately halves  $\Delta g_{\min}$  at fixed interrogation time and repetition number. The mechanical quality factor  $Q_m$  controls thermal dephasing: the  $10\times$  increase in  $Q_m$  from Scenario I to Scenario II largely compensates the  $\sim 5\times$  increase in thermal occupation, reducing the net polaron-induced decoherence. Readout fidelity sets the asymptotic QFI→CFI gap; improving  $F_r$  from 0.995 to 0.999 shrinks this gap by a factor  $\sim 4$ . Timing jitter is more critical for Scenario I, where the QFI peaks are narrow in  $\tau$ , than for Scenario II, which exhibits a broader revival plateau.

The envelopes in Fig. 5 admit an “ablation” interpretation. Removing mechanical thermal noise produces only minor changes at the present  $T_1, T_\phi$ , indicating that qubit decoherence is currently the dominant limitation. Removing qubit dephasing lifts the revival envelopes substantially, revealing the full potential of the longitudinal coupling. Finally, eliminating readout infidelity causes the CFI to approach the QFI uniformly in time, confirming that standard Ramsey readout can saturate the quantum limit once intrinsic decoherence and measurement errors are suppressed.