
DEPFlow: Disentangled Speech Generation to Mitigate Semantic Bias in Depression Detection

A PREPRINT

Yuxin Li^{1*}, Xiangyu Zhang^{2*}, Yifei Li¹, Zhiwei Guo¹, Haoyang Zhang³, Eng Siong Chng¹, Cuntai Guan^{1,4}

¹College of Computing and Data Science, Nanyang Technological University, Singapore

²School of Electrical Engineering and Telecommunications, UNSW, Sydney, Australia

³School of Software and Microelectronics, Peking University, Beijing, China

⁴Center for AI in Medicine (C-AIM), Lee Kong Chian School of Medicine, NTU, Singapore

*Equal Contribution

{yuxin.li, YIFEI024, ZHIWEI004, ASESChng, ctguan}@ntu.edu.sg

xiangyu.zhang2@unsw.edu.au; zhang.haoyoung@stu.pku.edu.cn

January 5, 2026

ABSTRACT

Speech is a scalable and non-invasive biomarker for early mental health screening. However, widely used depression datasets like DAIC-WOZ exhibit strong coupling between linguistic sentiment and diagnostic labels, encouraging models to learn semantic shortcuts. As a result, model robustness may be compromised in real-world scenarios, such as Camouflaged Depression, where individuals maintain socially positive or neutral language despite underlying depressive states. To mitigate this semantic bias, we propose DepFlow, a three-stage depression-conditioned text-to-speech framework. First, a Depression Acoustic Encoder learns speaker- and content-invariant depression embeddings through adversarial training, achieving effective disentanglement while preserving depression discriminability (ROC-AUC: 0.693). Second, a flow-matching TTS model with FiLM modulation injects these embeddings into synthesis, enabling control over depressive severity while preserving content and speaker identity. Third, a prototype-based severity mapping mechanism provides smooth and interpretable manipulation across the depression continuum. Using DepFlow, we construct a Camouflage Depression-oriented Augmentation (CDoA) dataset that pairs depressed acoustic patterns with positive/neutral content from a sentiment-stratified text bank, creating acoustic-semantic mismatches underrepresented in natural data. Evaluated across three depression detection architectures, CDoA improves macro-F1 by 9%, 12%, and 5%, respectively, consistently outperforming conventional augmentation strategies in depression Detection. Beyond enhancing robustness, DepFlow provides a controllable synthesis platform for conversational systems and simulation-based evaluation, where real clinical data remains limited by ethical and coverage constraints.

Keywords Speech Depression Detection · Speech Synthesis · Camouflaged Depression · Mask Depression · Semantic Bias

1 Introduction

Depression alters speech production in systematic ways, including reduced vocal energy and imprecise articulation Cummins et al. [2015], Low et al. [2010]. These changes are associated with autonomic dysregulation and reflect core clinical symptoms such as psychomotor retardation and reduced affective expressiveness Bandyopadhyay Prasanta et al. [2014], McCorry [2007], Almaghrabi et al. [2023]. Importantly, such acoustic markers often emerge before individuals consciously recognize or report their own depressive symptoms Morales-Luque et al. [2025], Brown [2025]. As a result, speech constitutes a scalable, non-invasive, and relatively difficult to intentionally manipulate biomarker for early and

passive mental health screening, particularly in real-world monitoring settings where robustness across expression styles is essential.

Speech conveys information through multiple interacting layers, including acoustic cues, linguistic content, and speaker identity Scherer [2003]. While all three contribute to affective expression, our analysis identifies linguistic sentiment as a critical confounder in the widely used DAIC-WOZ dataset. Concretely, by examining nearly ten thousand utterances in DAIC-WOZ, we find that negative sentiment is substantially more frequent in depressed than in healthy speech. This dataset-induced coupling indicates that linguistic sentiment is not independent of depression status, meaning that models trained on such data are naturally encouraged to rely on sentiment cues rather than depression-related acoustic markers Geirhos et al. [2020], Pearl [2009], Schölkopf et al. [2021].

This risk is particularly pronounced when linguistic content and acoustic expression diverge, for example when individuals with depression maintain socially positive or neutral language while still exhibiting depressive vocal patterns. This aligns with the clinical notion of Camouflaged Depression Jansson et al. [2016], Brown [2025], Shetty et al. [2018], where individuals consciously or unconsciously mask symptoms to conform to social expectations. In these cases, acoustic-semantic mismatches are not anomalies but can occur systematically in certain populations. Models that treat linguistic sentiment as a proxy for depression are therefore prone to failure whenever semantic content no longer reflects internal affective state, leading to degraded robustness in deployment.

To mitigate semantic bias and reduce shortcut learning, we propose to explicitly expose models to controlled conflicts between acoustic and semantic information during training. To this end, we introduce DepFlow, a waveform-level, depression-conditioned speech generation framework capable of synthesizing the Camouflage Depression-oriented Augmentation (CDoA) dataset, where depression-related acoustic expressiveness and linguistic content can be manipulated independently while preserving speaker identity. Rather than generating arbitrary synthetic data, we specifically construct datasets that simulate Camouflaged Depression scenarios: for depressed speakers, DepFlow produces additional speech in which their original depressive acoustic patterns are retained but paired with externally provided positive linguistic content, a combination that is severely underrepresented in real datasets; for healthy speakers, additional speech with predominantly positive content is generated as well. By providing such systematically constructed, high-fidelity speech in which depressive acoustics are intentionally placed in conflict with positive semantics, DepFlow encourages downstream models to rely less on semantic polarity and instead shift decision boundaries toward invariant acoustic biomarkers.

DepFlow achieves this through three core components. First, a Depression Acoustic Encoder (DAE) learns a continuous manifold of depression-related acoustic patterns while suppressing speaker identity and linguistic information via adversarial objectives. Second, a conditional flow-matching text-to-speech model synthesizes waveform-level speech conditioned on these depression embeddings, enabling precise control over depressive acoustic expressiveness while preserving linguistic content and speaker traits. Finally, a prototype-based severity control mechanism provides smooth and interpretable manipulation of depressive expressiveness at inference time, allowing DepFlow to systematically generate Camouflage-oriented training samples that break the sentiment–diagnosis correlation present in existing datasets.

We evaluate DepFlow by augmenting the training data of three representative deep learning–based depression detection architectures. Across all models, incorporating DepFlow-generated disentangled speech consistently improves macro-F1 scores, indicating more stable and robust decision boundaries. Moreover, DepFlow consistently outperforms existing data augmentation strategies, highlighting the benefit of targeted acoustic–semantic decoupling over generic perturbation-based approaches. These results demonstrate that exposing models to depressive acoustics paired with non-depressive linguistic content effectively reduces semantic shortcut learning and shifts model reliance toward invariant acoustic biomarkers.

Beyond improving robustness in depression detection, DepFlow also serves as a depression-oriented speech data generation tool that supports emerging research paradigms in mental health modeling. In particular, dialogue-based and interactive studies of depression require large-scale, diverse, and controllable speech data Zhang et al. [2023], Ji et al. [2024], which are difficult to obtain from real-world clinical recordings due to ethical constraints, privacy concerns, and limited coverage of expressive variability Cummins et al. [2015], Li et al. [2025a]. This data-generation capability paves the way for future research on depression-aware conversational systems, interaction modeling, and simulation-based evaluation frameworks, where relying solely on real data is insufficient to support training and analysis.

The remainder of this paper is organized as follows. Section II reviews related work on depression detection and data augmentation. Section III describes the proposed DepFlow framework and provides detailed descriptions of its component modules. Section IV outlines the experimental setup, including datasets, preprocessing, implementation details, construction of CDoA datasets, downstream depression detection architectures, and evaluation metrics. Section V presents the experimental results and discusses the key findings. Section VI concludes the paper.

2 Related Work

2.1 Speech-based Depression Detection using Deep Learning

Much of the progress in this field has been driven by the AVEC challenge series Valstar et al. [2013], Ringeval et al. [2019], which established standard benchmarks for multimodal depression assessment.

Early systems relied on handcrafted acoustic features such as prosodic cues (pitch, energy, speech rate), spectral descriptors (MFCCs, formants), and voice quality measures (jitter, shimmer, HNR) Li et al. [2025a]. These approaches captured clinically relevant correlates of psychomotor retardation but required manual design and lacked robustness.

End-to-end models addressed these limitations by learning directly from raw audio or mel-spectrograms. CNN-based architectures extract local spectral patterns Chlasta et al. [2019], Dubagunta et al. [2019], Saidi et al. [2020], Othmani et al. [2021], Vázquez-Romero and Gallardo-Antolín [2020], Wang et al. [2022], while RNNs model temporal dynamics and Transformers capture long-range dependencies Salekin et al. [2018], Zhao et al. [2020], Muzammel et al. [2020].

More recently, self-supervised learning (SSL) has become the dominant paradigm due to its ability to learn rich acoustic representations from large unlabeled corpora. Models such as Wav2Vec 2.0 Baevski et al. [2020], HuBERT Hsu et al. [2021], WavLM Chen et al. [2022a], and Whisper Radford et al. [2023] have shown strong transferability. SSL-based features consistently outperform handcrafted and conventional end-to-end methods, particularly in low-resource depression detection tasks Zhang et al. [2021], Toto et al. [2021], Chen et al. [2022b], Ravi et al. [2022a], Wu et al. [2023], Li et al. [2025b], Zhang et al. [2025].

Despite these advances, most models implicitly learn the strong correlation between linguistic sentiment and depression labels present in training data. This semantic bias makes models brittle whenever textual sentiment and acoustic affect diverge.

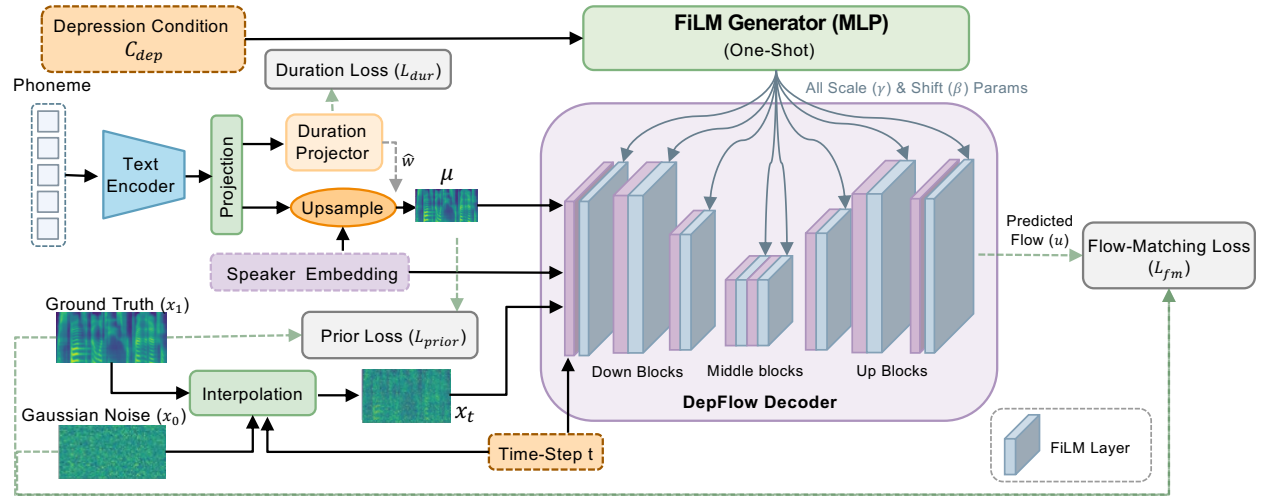


Figure 1: **Training pipeline of DepFlow.** DepFlow takes phoneme sequences, speaker embeddings, and a depression condition embedding c_{dep} as conditioning inputs. A text encoder provides linguistic features and a duration module aligns them with acoustic frames, while a Conditional Flow Matching decoder generates mel-spectrograms with FiLM-based depression conditioning.

2.2 Data Augmentation for Speech-based Depression Detection

Data augmentation approaches can be grouped into intra-class and inter-class strategies Lishi and Mak [2025].

2.2.1 Intra-Class Augmentation

Intra-class methods perturb samples without altering their diagnostic labels. Traditional variants apply pitch shifts, speed modifications, or additive noise. More advanced techniques such as FrAUG Ravi et al. [2022b] and SpecAugment Park et al. [2019] operate on time–frequency representations to improve robustness. Domain-aware approaches further manipulate structural or phoneme-level properties to introduce targeted variability, such as dialogue shuffling Wu et al. [2023], vowel-level perturbation Feng and Chaspari [2023], or spectrogram-resolution variation Kumar et al. [2024].

While effective, these methods only enrich within-class diversity. They do not address the label–feature entanglement across diagnostic categories, nor do they mitigate semantic bias arising from sentiment–diagnosis correlations.

2.2.2 Inter-Class Augmentation

Inter-class augmentation aims to generate samples that reflect transformations across diagnostic categories. Mixup-style interpolation has been explored, but its assumption of linear label mixing often fails in clinical tasks, producing pathologically invalid samples Lishi and Mak [2025]. GAN-based approaches Goodfellow et al. [2020] have attempted class-to-class transformations, including affective style transfer via CycleGAN variants Yang et al. [2020]. However, GANs struggle to provide stable, fine-grained control over depression severity and often operate in feature space rather than at the waveform level.

Counterfactual augmentation offers a more principled alternative by explicitly modifying latent representations. Zuo and Mak Lishi and Mak [2025] proposed VQ-based counterfactual manipulation to map an utterance toward an opposite diagnostic class, demonstrating improved robustness under data scarcity.

With advances in neural speech synthesis, waveform-level augmentation has gained traction. DepressGEN Liang et al. [2025] uses controllable TTS to generate coherent depression-like samples, combining LLM-driven text generation with prosody control. However, prior systems generally rely on prosodic imitation rather than disentangled acoustic–semantic manipulation, and they do not directly target the correction of semantic bias.

3 Methodology

3.1 Overview

Figure 1 illustrates the overall architecture of our system, which is composed of three components: the Depression Acoustic Encoder (DAE), the DepFlow TTS model, and a prototype-based severity mapping mechanism. The framework separates the learning of depressive acoustics from speech synthesis: the DAE first learns a speaker- and content-invariant manifold of depressive acoustic patterns, and DepFlow then uses this embedding to synthesize disentangled speech, injecting depressive acoustic cues into arbitrary text while preserving speaker identity. Finally, the severity mapping module provides continuous and interpretable control over depressive expressiveness, enabling the system to generate Camouflage-oriented speech samples that systematically break the sentiment–diagnosis correlation present in standard datasets.

3.2 Depression Acoustic Encoder

To separate depression-related acoustics from linguistic and speaker factors, we design a Depression Acoustic Encoder (DAE) that learns a continuous manifold of depressive acoustic patterns while abstracting away speaker identity and linguistic content. This disentanglement is essential for disentangled speech generation: depressive cues must be modified without distorting phonemes or altering speaker traits, otherwise the synthesized samples would be clinically unreliable for decision-boundary correction. The architecture of the DAE is shown in Figure 2.

3.2.1 Model Structure

A pretrained WavLM-Large model Chen et al. [2022a] first extracts frame-level contextualized features $\{\mathbf{x}_t\}_{t=1}^T$. Each frame is projected to a 256-dimensional embedding through a linear layer with ReLU and dropout, producing \mathbf{h}_t . An attention-based statistical pooling layer then aggregates these frame embeddings into an utterance-level representation by computing attention weights $\alpha_t = \text{softmax}(f_{\text{attn}}(\mathbf{h}_t))$ and concatenating the attention-weighted mean and standard deviation.

A post-encoder composed of fully connected layers with Layer Normalization, SiLU activation, and dropout transforms this pooled embedding into a 32-dimensional depression-related acoustic embedding \mathbf{d} , which serves as the shared representation for all downstream branches.

On top of this embedding, three lightweight heads are attached:

Ordinal Regression Head This head predicts $K - 1 = 4$ ordered thresholds for the $K = 5$ PHQ-8 severity levels Kroenke et al. [2009]. Given \mathbf{d} , a small MLP outputs threshold logits.

Speaker Disentanglement Head To enforce speaker invariance, a speaker classifier is applied to the L2-normalized embedding $\tilde{\mathbf{d}}$ and predicts over S speakers. The same classifier is reused in an adversarial branch equipped with a

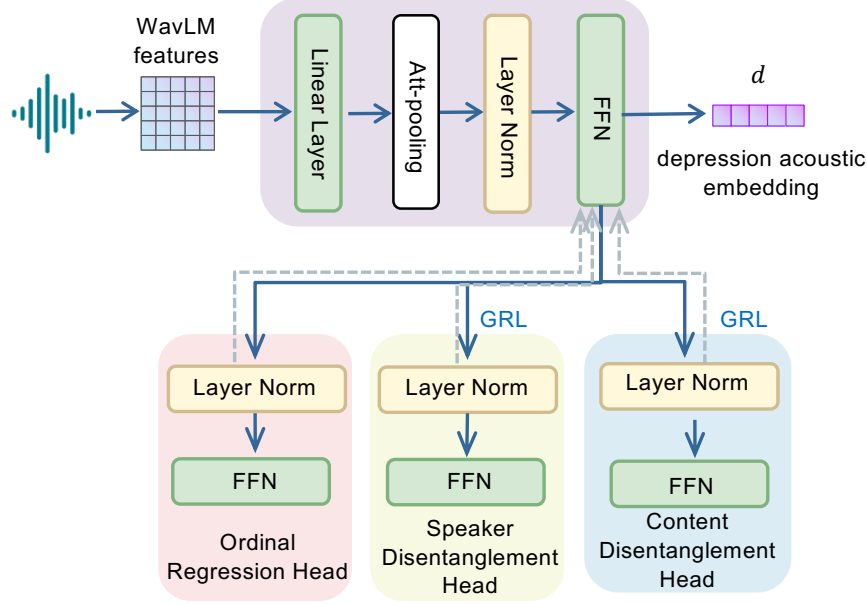


Figure 2: **Architecture of the Depression Acoustic Encoder (DAE).** Frame-level WavLM features are aggregated into an utterance-level representation to produce a depression acoustic embedding \mathbf{d} , with an ordinal regression head estimating PHQ-based severity and GRL-based speaker and content disentanglement heads suppressing speaker identity and linguistic information.

gradient reversal layer (GRL) Ganin et al. [2016], which reverses gradients to discourage speaker-specific information in the shared embedding.

Linguistic Disentanglement Head A linguistic-adversarial branch reduces residual phonetic content in $\tilde{\mathbf{d}}$. A pretrained HuBERT model Hsu et al. [2021] generates frame-level pseudo-phoneme labels $\{c_t\}$, which are collapsed to an utterance-level category via majority voting. The normalized embedding is passed through another GRL and a classifier f_{con} predicting over C HuBERT-derived units. This adversarial signal suppresses linguistic information.

3.2.2 Optimization Objectives

Training jointly optimizes depression prediction and the removal of speaker and linguistic information from the shared embedding \mathbf{d} . The Ordinal Regression Head is trained using binary cross-entropy on monotonic ordinal targets:

$$\mathcal{L}_{\text{sup}} = - \sum_{k=1}^{K-1} \left[t_k \log \sigma(o_k) + (1 - t_k) \log(1 - \sigma(o_k)) \right], \quad (1)$$

with class-balanced weights derived from label frequencies.

The speaker classifier applied to $\tilde{\mathbf{d}}$ uses a cross-entropy identification loss \mathcal{L}_{id} , while its adversarial branch contributes an adversarial speaker loss $\mathcal{L}_{\text{adv-spk}}$ encouraging speaker-invariant embeddings. Similarly, the linguistic-adversarial branch is trained with a cross-entropy loss $\mathcal{L}_{\text{adv-con}}$ over HuBERT-derived labels, promoting suppression of linguistic content.

The full training objective is a weighted sum:

$$\mathcal{L}_{\text{total}} = \lambda_{\text{sup}} \mathcal{L}_{\text{sup}} + \lambda_{\text{id}} \mathcal{L}_{\text{id}} + \lambda_{\text{spk}} \mathcal{L}_{\text{adv-spk}} + \lambda_{\text{con}} \mathcal{L}_{\text{adv-con}}. \quad (2)$$

3.3 Depression Conditioned Flow Matching TTS (DepFlow)

DepFlow adapts the Matcha-TTS architecture Mehta et al. [2024] to enable waveform-level synthesis conditioned on the DAE-derived depression embedding. The model comprises a text encoder, a duration predictor, and a Conditional Flow Matching (CFM) decoder, designed to satisfy three key requirements: high-fidelity synthesis, global coherence, and precise controllability Lipman et al. [2022], Zhang et al. [2024].

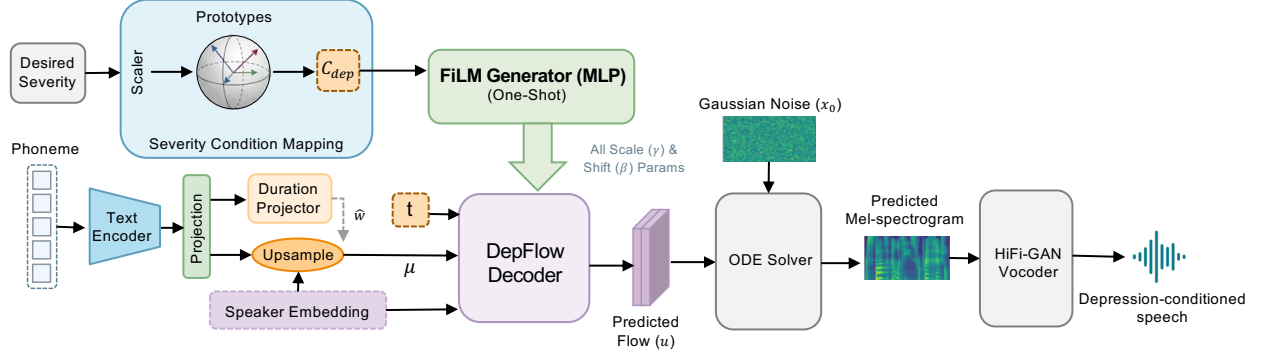


Figure 3: **Inference pipeline of DepFlow.** Given a desired severity level, DepFlow maps it to a depression condition embedding c_{dep} and, together with phoneme and speaker inputs, generates severity-controlled mel-spectrograms via FiLM-conditioned decoding, which are finally converted to speech using HiFi-GAN.

During synthesis, the CFM decoder receives three inputs, namely a phoneme sequence (text), a speaker embedding and a DAE-derived depression embedding. The depression embedding does not modify linguistic or speaker representations; instead, it acts as an external style variable that shapes vocal energy, prosody, and articulation.

3.3.1 FiLM-based Depression Conditioning

A key requirement for disentangled speech generation is global consistency: depressive cues must affect all acoustic scales, from frame-level detail to long-range prosody. To meet this requirement, DepFlow adopts a FiLM-based modulation mechanism Perez et al. [2018] instead of feature concatenation or attention mechanisms.

Concatenation provides weak conditioning and often fails to influence deeper decoder layers, while cross-attention introduces unnecessary computational overhead. FiLM, in contrast, applies channel-wise affine transformations to intermediate activations, offering both efficiency and uniform influence across the entire decoding hierarchy.

Given a depression control embedding c_{dep} , a lightweight MLP produces scale-shift pairs (γ_i, β_i) for all FiLM-modulated blocks. Each decoder block applies channel-wise affine modulation:

$$\hat{\mathbf{h}}_i = \gamma_i \cdot \mathbf{h}_i + \beta_i. \quad (3)$$

where $\mathbf{h} \in \mathbb{R}^{B \times C \times T}$ denotes the intermediate feature map.

FiLM acts as a global conditioning mechanism that scales and shifts the feature maps, effectively modulating the entire energy and pacing of the speech without altering the underlying linguistic structure encoded in the content features.

3.3.2 DepFlow Decoder

The DepFlow decoder follows the U-Net architecture of Matcha-TTS Mehta et al. [2024], with downsampling, bottleneck, and upsampling stages. Each stage integrates ResNet and lightweight transformer layers to capture both short-term and long-term acoustic dependencies. Flow matching trains the decoder to predict velocity fields that transport noise into mel-spectrograms, yielding a stable and interpretable continuous-time generative process. Unlike standard diffusion models that rely on complex curved denoising trajectories and may suffer from discretization sensitivity, Flow Matching with Optimal Transport learns smooth and deterministic transport paths. This geometric simplicity is particularly important for our disentangled severity control objective: it ensures that continuous adjustments of the depression-severity condition result in smooth and well-behaved shifts in the generated acoustic trajectory, maintaining stability and speaker identity while avoiding artifacts commonly introduced by nonlinear interpolation.

3.3.3 Optimization Objective

Training uses duration loss, Gaussian prior loss, and flow matching loss as in Matcha-TTS:

Duration Loss

$$\mathcal{L}_{dur} = \text{MSE}(\log \mathbf{w}, \log \hat{\mathbf{w}}). \quad (4)$$

where \mathbf{w} and $\hat{\mathbf{w}}$ denote ground-truth and predicted durations.

Prior Loss A Gaussian prior encourages consistency between encoder outputs and target mel-spectrograms:

$$\mathcal{L}_{\text{prior}} = \frac{1}{|\mathcal{M}| \cdot n_f} \sum_{(i,j) \in \mathcal{M}} \frac{1}{2} \left[(y_{i,j} - \mu_{i,j})^2 + \log(2\pi) \right]. \quad (5)$$

Flow Matching Loss Following the CFM formulation, we train the decoder to predict the velocity field:

$$\mathcal{L}_{\text{fm}} = \frac{1}{|\mathcal{M}| \cdot n_f} \sum_{(i,j) \in \mathcal{M}} \|\mathbf{u}_{i,j} - \hat{\mathbf{u}}_{i,j}\|^2. \quad (6)$$

where the target velocity is

$$\mathbf{u} = \mathbf{x}_1 - (1 - \sigma_{\min})\mathbf{z}. \quad (7)$$

Total Loss

$$\mathcal{L}_{\text{total}} = \mathcal{L}_{\text{dur}} + \lambda_p \mathcal{L}_{\text{prior}} + \mathcal{L}_{\text{fm}}. \quad (8)$$

where λ_p is set to 1.0.

3.4 Prototype-based Severity Condition Mapping

Although DepFlow enables depression-conditioned generation, effective disentangled speech synthesis requires a severity representation that is both clinically meaningful and smoothly controllable. Raw DAE embeddings, while informative, may exhibit inter-speaker variability or nonlinear geometry that complicates direct manipulation. To obtain a stable and interpretable severity axis, we construct a prototype bank representing the central depressive acoustic pattern at each PHQ-8 severity level. During synthesis, these prototype-conditioned severity embeddings serve as the depression control variable fed into DepFlow, enabling fine-grained manipulation of depressive acoustic expressiveness.

3.4.1 Subject-level Embedding Aggregation

Depression severity manifests more reliably across a subject’s recordings than within individual utterances. We therefore compute a subject-level embedding $\mathbf{d}^{(\text{subj})}$ by averaging utterance-level DAE embeddings. This reduces within-speaker variance and yields a robust depression descriptor aligned with clinical assessments.

Subjects are grouped into the five PHQ-8 severity bins used during DAE training. For each bin k , we compute a prototype:

$$\bar{\mathbf{p}}_k = \frac{1}{N_k} \sum_{j \in \mathcal{S}_k} \mathbf{d}_j^{(\text{subj})}, \quad \mathbf{p}_k = \frac{\bar{\mathbf{p}}_k}{\|\bar{\mathbf{p}}_k\|_2}, \quad (9)$$

The prototype \mathbf{p}_k represents the central depressive acoustic pattern of each severity category, abstracted from individual idiosyncrasies.

3.4.2 Continuous Severity Control via SLERP

During inference, the goal is to generate a depression embedding corresponding to any desired PHQ-8 score, not just the five discrete bins. Given a target score s , we map it to a normalized scalar:

$$\alpha(s) = \text{clip}\left(\frac{s - 12}{12}, -1, 1\right). \quad (10)$$

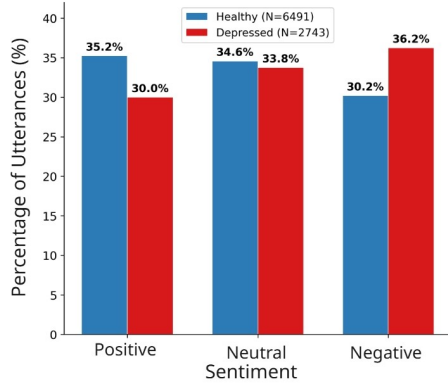
which specifies its relative position in the severity spectrum. We then identify the two adjacent prototypes $\mathbf{p}_i, \mathbf{p}_{i+1}$ and compute an interpolation weight $\tau(s) \in [0, 1]$. The final severity embedding is obtained using spherical linear interpolation (SLERP) Shoemake [1985]:

$$\mathbf{c}_{\text{dep}}^{\text{infer}}(s) = \text{slerp}(\mathbf{p}_i, \mathbf{p}_{i+1}; \tau(s)). \quad (11)$$

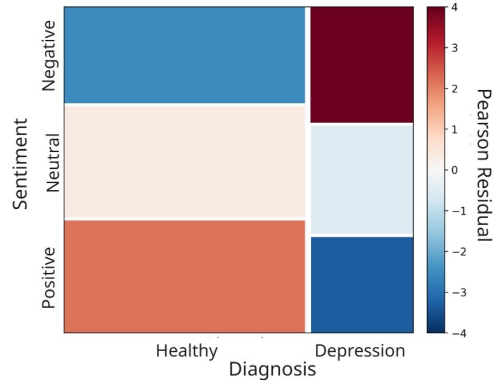
SLERP preserves angular geometry on the unit hypersphere, producing smooth transitions in depressive expressiveness while avoiding artifacts associated with linear interpolation.

Table 1: **Demographic and diagnostic distribution of the DAIC-WOZ dataset.**

Gender	Category	Number	PHQ-8 Score				PHQ Score Statistics
			0-4	5-9	10-19	20-24	
Female	Control Group	56	38	18	0	0	3.4±3.09
Female	Depression Group	31	0	0	25	6	14.5±4.19
Male	Control Group	76	48	28	0	0	6.8±5.92
Male	Depression Group	26	0	0	25	1	14.0±3.22



(a) Sentiment Distribution by Diagnosis Group



(a) Mosaic Plot of Diagnosis vs. Sentiment with Pearson Residuals

Figure 4: Analysis of semantic bias in the DAIC-WOZ dataset. (a) Sentiment Distribution by Diagnosis Groups; (b) Mosaic plot of Diagnosis vs. Sentiment shaded by Pearson residuals. Red tiles indicate overrepresentation (observed > expected), while blue tiles indicate underrepresentation. The deep red shading in the *Depressed-Negative* intersection highlights a significant correlation between depression labels and negative linguistic sentiment.

4 Experimental Setup

4.1 Datasets

Two datasets are used in our experiments: the CSTR VCTK corpus Yamagishi et al. [2019] and the DAIC-WOZ dataset Gratch et al. [2014]. The CSTR VCTK corpus contains recordings from 110 English speakers, originally sampled at 48 kHz. The DAIC-WOZ dataset consists of clinical interviews from 189 English-speaking participants, including 56 clinically diagnosed with depression, with audio sampled at 16 kHz. Notably, 409 samples in the DAIC-WOZ training partition are relabeled from 0 to 1 following the correction reported in Bailey and Plumbley [2021]¹.

In our pipeline, CSTR VCTK is used exclusively to pretrain the text-to-speech backbone (DepFlow base model), while DAIC-WOZ is used to (i) train the Depression Acoustic Encoder (DAE), (ii) finetune DepFlow with depression conditioning, and (iii) train and evaluate downstream depression detection models.

All operations that require depression labels strictly use only the DAIC-WOZ training and development sets, and the official test set is reserved for final evaluation only.

4.2 Sentiment Distribution Analysis

We analyze the relationship between linguistic sentiment and depression diagnosis in the DAIC-WOZ training set. Sentiment analysis was applied to 9,234 interviewee utterances, diarized by timestamps and excluding segments shorter than 1 s. Each utterance was classified as positive, neutral, or negative using the DeepSeek R1 large language model Guo et al. [2025]². Sentiment distributions were computed separately for healthy and depressed participants.

¹https://github.com/adbailey1/daic_woz_process

²<https://github.com/deepseek-ai/DeepSeek-R1>

Figure 4(a) shows a clear distributional shift between groups. Healthy participants produced more positive than negative utterances (35.2% vs. 30.2%), whereas depressed participants exhibited the opposite pattern, with negative sentiment exceeding positive sentiment (36.2% vs. 30.0%).

To quantify this association, we visualized the sentiment-diagnosis contingency table using a mosaic plot shaded by Pearson residuals (Figure 4(b)). For each cell (i, j) , the Pearson residual is defined as

$$r_{ij} = (O_{ij} - E_{ij}) / \sqrt{E_{ij}}, \quad (12)$$

where O_{ij} and E_{ij} denote observed and expected frequencies under independence. These patterns are statistically significant, as confirmed by Pearson residuals and a chi-square test of independence.

This association is further confirmed by a Pearson chi-square test of independence ($\chi^2 = 38.03$, $df = 2$, $p < 10^{-8}$) Pearson [1900]. Overall, linguistic sentiment in DAIC-WOZ is strongly coupled with diagnostic labels, suggesting the presence of a semantic shortcut exploitable by classification models.

4.3 Preprocessing and Data Splits

For all experiments, we adopt the official DAIC-WOZ partition (train: 107 subjects, development: 35 subjects, test: 47 subjects), ensuring subject-level disjointness across splits.

For both DAE training and downstream depression detection experiments, we follow the Speechformer Chen et al. [2022b] sampling protocol for class balancing at the utterance level. During training, a 10-second segment is randomly cropped from each selected utterance in every epoch to introduce temporal variability. For evaluation, the 20 longest utterances from each test subject are used, and subject-level predictions are obtained by majority voting over utterance-level outputs.

For DepFlow pretraining on VCTK, we use the original corpus segmentation provided by the dataset and downsample audio from 48 kHz to 22.05 kHz to match our vocoder and acoustic feature pipeline.

For DepFlow finetuning on DAIC-WOZ, all utterances from the training and development sets are used after removing segments shorter than one second or dominated by silence. These recordings are resampled from 16 kHz to 22.05 kHz. No information from the DAIC-WOZ test set is used during training or generation.

All DepFlow-generated speech samples are produced strictly from the DAIC-WOZ training set and are only used to augment the training data. They are never introduced into the development or test sets.

4.4 Implementation Details

All models are trained on NVIDIA L40 GPUs. The training of the generation framework consists of three stages.

Stage 1: Depression Acoustic Encoder The DAE is optimized for up to 500 epochs with a batch size of 64 using AdamW Loshchilov and Hutter [2017] (learning rate 1×10^{-4} , weight decay 3×10^{-3}). A dropout rate of 0.2 is applied to all projection and prediction layers. The loss weights are set to $\lambda_{\text{sup}} = 1.0$, $\lambda_{\text{id}} = 0.2$, $\lambda_{\text{spk}} = 0.2$, and $\lambda_{\text{con}} = 0.1$. Early stopping is applied based on performance on the DAIC-WOZ development set.

Stage 2 & 3: Pretraining and Finetuning DepFlow We first pretrain the base Matcha-TTS model on VCTK without depression conditioning, following the default parameter settings in Matcha-TTS Mehta et al. [2024] unless otherwise specified. DepFlow is then finetuned on DAIC-WOZ with depression condition and FiLM generator, using the same hyperparameter settings. The depression conditioning embedding has a dimensionality of 32. During finetuning, both the base TTS parameters and the FiLM generator are updated. The dropout rate of the FiLM generator is set to 0.2. During inference, waveforms are reconstructed from mel-spectrograms using a pretrained HiFi-GAN vocoder Kong et al. [2020].

4.5 Evaluation Protocols

4.5.1 Controllability and Validity of Synthesized Speech

A primary objective of DepFlow is to modulate depressive acoustic expressiveness in a controlled manner while keeping linguistic content and speaker identity fixed. We therefore evaluate controllability and validity from three complementary perspectives. First, we assess whether increasing the intended severity produces monotonic shifts within the learned depression embedding manifold. Second, we examine whether these latent shifts translate into systematic

changes in clinically relevant acoustic markers at the intra-speaker level. Third, we verify that severity manipulation does not compromise TTS quality, including linguistic intelligibility and speaker similarity.

All analyses in this section are conducted under a unified severity-controlled synthesis protocol applied to the DAIC-WOZ test set. For each utterance, five synthetic variants are generated to correspond to the five clinical severity levels from healthy to severe depression. For each target level, the PHQ-derived severity value is converted into a continuous scalar $\alpha \in [-1, 1]$ and subsequently mapped to a depression condition embedding \mathbf{c}_{dep} , which, together with the target speaker identity, conditions DepFlow for generation.

This protocol yields five severity-controlled speech versions per utterance, resulting in 4,700 synthesized test samples. It is used strictly for evaluation; no synthesized samples are included in model training, thereby preventing any form of data leakage into downstream depression detection experiments.

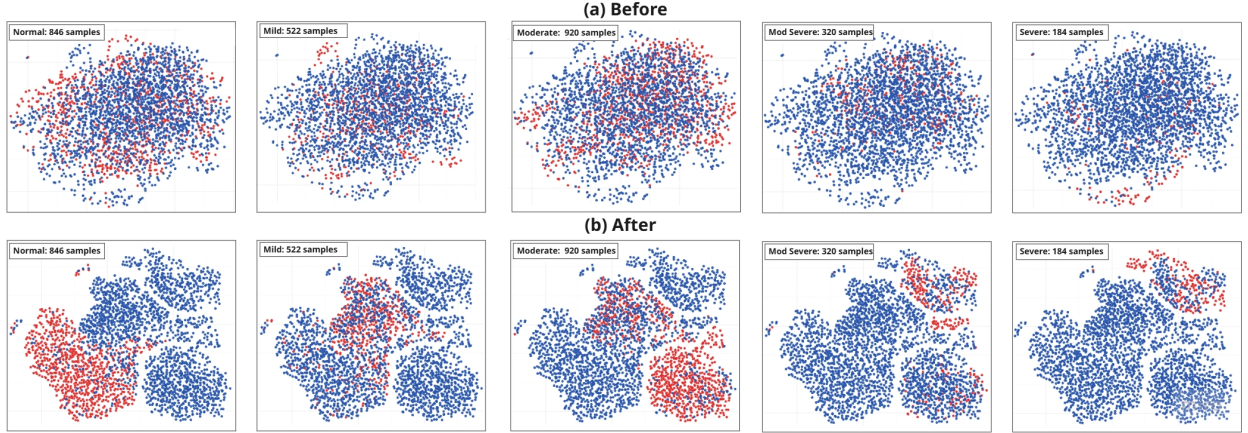


Figure 5: UMAP visualization of the DAE embeddings. (a) Embeddings obtained from a frozen WavLM-Large model; (b) Embeddings of the same utterances after processing through the trained DAE. In each panel, the five subplots correspond respectively to the five clinical severity levels (Healthy, Mild, Moderate, Moderately Severe, Severe): red points denote samples from the target severity level, while blue points denote all remaining samples.

4.5.2 Construction of Camouflage Depression-oriented Augmentation (CDoA) Datasets

To evaluate the impact of incongruent semantic-acoustic cues, we generate CDoA datasets through a structured three-step procedure.

First, we build a sentiment-based text bank. All DAIC-WOZ training transcripts are annotated at the utterance level (positive, neutral, negative) using a large language model, DeepSeek R1 Guo et al. [2025]. Positive and neutral utterances are grouped into a benign-text bank, while negative utterances form a depressive-text bank, enabling explicit control over semantic polarity.

Following the baseline sampling strategy, we determined synthesis quotas to enforce global binary class balance and coverage across all PHQ severity levels. The final dataset combines original and synthetic data for a total of 5,760 utterances, achieving a perfectly balanced binary distribution (2,880 depressed vs. 2,880 non-depressed). This was achieved by synthesizing a fixed number of utterances per subject for each severity group: 13 (Normal), 34 (Mild), 2 (Moderate), 91 (Moderately Severe), and 194 (Severe).

Finally, we generate disentangled samples by mapping each subject’s PHQ score to a continuous scalar $\alpha \in [-1, 1]$ and projecting it into a depression condition embedding \mathbf{c}_{dep} . This embedding conditions DepFlow to inject depressive acoustics into benign (positive or neutral) text, creating controlled acoustic-semantic mismatches where depressive vocal patterns coexist with non-depressive linguistic content.

Baseline Depression Detection Models The proposed augmentation method are benchmarked on three representative families of speech-based depression detection models, differing in input features and backbone architectures:

- **DepAudioNet** Ma et al. [2016]: A log-Mel-based convolutional-recurrent model. DepAudioNet takes log-Mel spectrograms as input and uses several convolutional layers followed by LSTM layers to encode temporal dynamics, with a fully connected layer for utterance-level depression classification.

- **NUSD** Wang et al. [2023]: A speaker-disentangling TDNN model operating on frame-level acoustic features. NUSD takes log-Mel and pitch features as input to an ECAPA-TDNN Desplanques et al. [2020] backbone, and attaches non-uniform speaker-disentangling branches while a main pooling and classification head predicts utterance-level depression labels.
- **HAREN-CTC** Li et al. [2025b]: A self-supervised hierarchical model built on raw waveforms. HAREN-CTC operates on multi-layer WavLM representations extracted from the raw audio, and employs a hierarchical encoder with a CTC branch and a pooling-based classification head for subject-level depression detection.

For all three baselines, we follow the original implementations and hyperparameter settings as closely as possible, and apply our utterance selection and augmentation protocol identically for a fair comparison.

4.6 Metrics

The proposed framework are evaluated from four perspectives: (i) disentanglement effect of the learned depression condition embedding from DAE, (ii) controllability of synthesized depression severity, (iii) DepFlow text-to-speech (TTS) quality, (iv) Synthesized CDoA dataset for downstream depression detection performance.

Speaker and Content Disentanglement Metrics To verify that the depression embedding learned by the DAE captures severity-relevant structure while suppressing nuisance attributes, both speaker- and content-oriented metrics are employed.

Speaker identity retention is assessed using the Equal Error Rate (EER) Hansen and Hasan [2015], a standard speaker verification metric:

$$\text{EER} = \frac{\text{FAR}(\tau^*) + \text{FRR}(\tau^*)}{2}, \quad (13)$$

where FAR and FRR denote the False Acceptance Rate and False Rejection Rate, respectively, and τ^* represents the decision threshold where they intersect. Additionally, the *Similarity Gap* is computed, defined as the difference in average cosine similarity between same-speaker and different-speaker pairs.

To evaluate residual linguistic information, a linear probe is trained to regress pooled content representations (HuBERT features Hsu et al. [2021]) from the depression embedding. We report the Mean Squared Error (MSE) Draper [1998], Coefficient of Determination (R^2) Draper [1998], and Centered Kernel Alignment (CKA) Kornblith et al. [2019] between predicted and ground-truth features.

DepFlow TTS Quality Linguistic intelligibility is measured using Word Error Rate (WER), and speaker consistency is assessed using the speaker-similarity metric SIM-o Le et al. [2023]. WER is computed using Whisper-Large-v3 Radford et al. [2023], following the evaluation protocol in Anastassiou et al. [2024]. SIM-o is obtained by extracting WavLM-Large embeddings Chen et al. [2022c] and computing cosine similarity between synthesized and corresponding natural utterances.

Severity Controllability in the Latent Space To evaluate whether increasing intended severity produces monotonic and globally consistent shifts in the learned depression manifold, we adopt ranking-based metrics. For each utterance group synthesized at the five clinical severity levels, we compute: (i) the Concordance Index (C-index) Harrell et al. [1982], which measures the probability that a sample with higher intended severity receives a higher embedding projection value and (ii) Spearman’s rank correlation coefficient (ρ) Spearman [1987], which evaluates ordinal agreement between severity levels and embedding projections. Both metrics emphasize monotonic ordering rather than absolute regression accuracy, making them suitable for validating continuous severity control.

Augmentation Dataset for Depression Detection Performance For downstream depression detection models trained with and without DepFlow augmentation, we report subject-level Sensitivity, Specificity, and Macro-F1 in clinical setting Sokolova and Lapalme [2009]. Subject-level predictions are obtained by majority voting over utterance-level decisions.

5 Experimental Results and Discussion

This section evaluates the proposed framework from four complementary perspectives: (1) the quality and structure of the learned depression manifold, (2) the controllability and acoustic validity of DepFlow-synthesized speech, (3) the effectiveness of DepFlow-generated incongruent samples as data augmentation for downstream detectors and (4) qualitative analyses examining how controlled severity manipulation shapes acoustic trajectories.

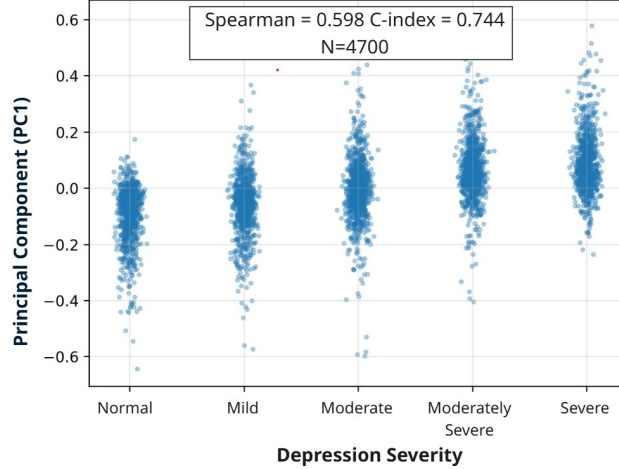


Figure 6: Alignment Between Intended Severity Levels and Latent Depression Embedding Trajectories.

Table 2: Intra-Speaker Acoustic Controllability of DepFlow-Synthesized Speech (N = 4,700 samples).

Feature	Mean ρ	Median ρ
Formant F1 mean	0.635	0.800
Formant F2 mean	0.604	0.800
Silence–speech ratio	0.579	0.866
Formant centralization	-0.489	-0.600
Shimmer	0.304	0.500
HNR	-0.259	-0.500
Jitter	-0.068	-0.100
F_0 mean	0.064	0.100
F_0 std	0.058	0.100

5.1 Structure and Ordinality of the Depression Condition Embedding

We evaluate whether the proposed Depression Acoustic Encoder (DAE) learns structured and clinically meaningful depressive representations. As illustrated in Fig. 5, the embedding space exhibits a relatively compact and coherent continuum that shows a gradual transition from healthy to more severe depressive states, whereas frozen WavLM embeddings display weaker clustering and limited ordinal organization. These observations suggest that the DAE tends to organize speech signals along a severity-oriented manifold rather than merely grouping samples into discrete diagnostic categories.

Table III confirms these qualitative observations. The high speaker verification error rate (EER) and low linguistic correlation scores (low R^2 and CKA) indicate successful disentanglement of nuisance attributes. Crucially, the embedding retains diagnostic utility, achieving a robust ROC-AUC of 0.693 in linear probing, proving that severity information is preserved even as speaker and content are suppressed.

Overall, these results indicate that the DAE constructs an ordinal depression manifold while empirically weakening speaker- and content-related components, thereby providing a practically useful and clinically relevant conditioning space for downstream disentangled speech generation.

5.2 Controllability and Validity of Synthesized Speech

All analyses in this section are conducted on the severity-controlled synthetic test set generated using the protocol described in Section 4.5.1.

5.2.1 Embedding–Space Controllability

We next examine whether DepFlow produces systematic and ordered movements in the learned depression embedding space as severity increases. For each synthesized utterance, we extract a depression condition embedding $\mathbf{z}_{u,s}$ from

Table 3: Evaluation of disentanglement properties of the proposed DAE embedding on DAIC-WOZ.

Type	Metrics	Result
Speaker disentanglement	EER	0.355
	Similarity gap (positive-negative)	0.27
Content disentanglement	MSE	2.83
	R^2	0.21
	CKA similarity	0.014
Depression Classification	Accuracy	0.638
	Macro-F1	0.591
	ROC-AUC	0.693

pretrained DAE and apply Principal Component Analysis (PCA) to all synthesized embeddings. The first principal component is then used as a shared severity coordinate, and monotonicity with respect to the intended five clinical severity levels is evaluated using the Concordance Index and Spearman’s rank correlation.

As shown in Fig. 6, the distribution of projected embeddings shifts progressively toward higher values from healthy to severe depression. Quantitatively, we obtain a Concordance Index of 0.744 and a Spearman correlation of 0.598, indicating a strong and consistent ordinal relationship between intended severity and the latent trajectory of synthesized speech across speakers and linguistic content. This suggests that DepFlow does not introduce arbitrary variability, but instead drives generation along a coherent direction within the depression manifold learned by the DAE.

Table 4: Subject-level depression detection performance under different data augmentation strategies on the DAIC-WOZ dataset. Results are reported as Macro-F1 / Sensitivity / Specificity. Bold denotes the best result for each model.

Model	Augmentation Methods	Macro-F1	Sensitivity	Specificity
DepAudioNet Ma et al. [2016]	/	0.482 (0.042)	0.346 (0.252)	0.667 (0.194)
	FrAUG	0.518 (0.047)	0.629 (0.137)	0.495 (0.593)
	Mixup	0.489 (0.056)	0.657 (0.078)	0.418 (0.110)
	Instruct-TTS (CDoA)	0.459 (0.064)	0.457 (0.229)	0.539 (0.258)
	DepFlow (CDoA) (Ours)	0.526 (0.023)	0.417 (0.157)	0.674 (0.159)
NUSD Wang et al. [2023]	/	0.514 (0.046)	0.300 (0.137)	0.745 (0.102)
	Mixup	0.486 (0.052)	0.357 (0.134)	0.636 (0.156)
	Instruct-TTS (CDoA)	0.485 (0.038)	0.400 (0.193)	0.606 (0.183)
	DepFlow (CDoA) (Ours)	0.577 (0.035)	0.471 (0.081)	0.697 (0.057)
HAREN-CTC Li et al. [2025b]	/	0.525 (0.035)	0.386 (0.081)	0.673 (0.062)
	SpecAugment	0.477 (0.067)	0.386 (0.041)	0.600 (0.114)
	Mixup	0.526 (0.070)	0.375 (0.090)	0.712 (0.072)
	Instruct-TTS (CDoA)	0.510 (0.033)	0.429 (0.033)	0.606 (0.033)
	DepFlow (CDoA) (Ours)	0.551 (0.028)	0.400 (0.081)	0.709 (0.090)

5.2.2 Intra-Speaker Acoustic Controllability

We further examine controllability at the level of low-level acoustic markers. For each synthesized sample, a set of clinically relevant features is extracted, and intra-speaker Spearman correlations are computed between the intended severity levels and these features across the five synthesized variants.

Table 3 summarizes the results. Several clinically recognized depression correlates exhibit strong and consistent monotonic trends:

- The silence–speech ratio shows the strongest positive correlation, aligning with reports of reduced speech activity and psychomotor retardation in depression.
- Voice-quality measures such as shimmer and HNR change in the expected directions, suggesting increasingly unstable and breathier phonation as severity increases.
- Formant behavior (F1, F2, and centralization) shifts systematically with severity, reflecting vowel centralization and articulatory undershooting often observed in depressive speech.

Table 5: Objective evaluation of TTS quality for natural and DepFlow-synthesized speech. SIM-o is not reported for natural DAIC-WOZ speech because it represents the upper-bound self-similarity (100%) by definition.

Data Type	Severity	WER (%)↓	SIM-o↑
DAIC-WOZ	Healthy	13.76 (0.182)	/
	Mild	14.77 (0.176)	/
	Moderate	15.20 (0.175)	/
	Mod Severe	11.41 (0.193)	/
	Severe	15.15 (0.208)	/
	Average	14.06 (0.150)	/
Synth	Healthy	13.94 (0.225)	57.13 (0.095)
	Mild	14.03 (0.228)	57.07 (0.095)
	Moderate	13.81 (0.227)	57.03 (0.095)
	Mod Severe	13.93 (0.224)	56.88 (0.094)
	Severe	13.92 (0.230)	56.73 (0.094)
	Average	13.93 (0.227)	56.97 (0.095)

These findings indicate that DepFlow does not merely produce perceptually different variants, but modulates speech along dimensions that are clinically meaningful and acoustically interpretable. Notably, F_0 statistics show weaker correlations, suggesting that DepFlow primarily controls spectral-articulatory and voice-quality cues rather than relying on pitch manipulation alone. Taken together with the embedding-level analyses, this demonstrates that DepFlow enables smooth, structured, and clinically grounded control over depression severity.

5.2.3 TTS Quality and Speaker Similarity

We next assess whether severity manipulation compromises linguistic intelligibility or speaker identity. Table 5 reports Word Error Rate (WER) and speaker similarity (SIM-o) results for natural DAIC-WOZ utterances and DepFlow-synthesized speech across the five severity levels.

As shown in Table 5, the WER of synthesized speech closely matches that of natural recordings (13.93% vs. 14.06%), confirming that DepFlow preserves linguistic intelligibility despite the heavy manipulation of paralinguistic acoustic features.

Speaker similarity also remains stable across severity levels, suggesting that DepFlow primarily alters expressive and prosodic dimensions without distorting timbral identity. In other words, the imposed depressive cues modify how the subject speaks rather than who is speaking.

In sum, these results demonstrate that DepFlow can inject depression-related acoustic patterns in a controlled manner while maintaining speech quality and speaker characteristics, thereby avoiding artifacts that might otherwise confound downstream depression detection models.

5.3 Effectiveness of CDoA Dataset for Downstream Depression Detection

We next investigate whether DepFlow-generated CDoA samples improve downstream detection performance. These experiments aim to assess whether exposure to semantically incongruent samples leads models to develop more balanced and robust decision boundaries.

5.3.1 Comparison with other Data Augmentation Methods

Table 4 presents the subject-level performance comparison against both conventional augmentation strategies (FrAUG Ravi et al. [2022b], SpecAugment Park et al. [2019], Mixup Zhang et al. [2017]) and an Instruct-TTS baseline. DepFlow consistently outperforms all baselines across three distinct architectures. Notably, our method achieves superior performance compared to the CosyVoice-2-based Du et al. [2024] voice-cloned TTS baseline, which also generates camouflage-oriented augmentation data but relies on generic voice cloning without learning a depression-aware acoustic manifold.

This comparison serves as a validation of our proposed framework: while generic TTS can produce diverse prosody, it fails to synthesize clinically meaningful depressive markers. The significant performance gap confirms that the robustness gains stem specifically from the targeted injection of depression-relevant acoustic cues, rather than mere data expansion.

6 Conclusion

In summary, DepFlow provides a waveform-level, depression-conditioned speech generation framework that constructs Camouflage Depression-oriented Augmentation dataset (CDoA dataset) by decoupling depressive acoustic cues from linguistic sentiment while preserving speech quality and speaker identity. These semantically incongruent yet clinically meaningful conditions are rarely represented in existing corpora, but are crucial for improving the robustness of downstream depression detection models through targeted data augmentation.

Empirical results demonstrate that DepFlow produces a coherent severity manifold, affords smooth and interpretable control of depressive acoustic cues, and preserves both speech intelligibility and speaker identity. When used as an augmentation source, DepFlow-generated CDoA dataset consistently improves the performance of multiple downstream depression detection architectures. While not establishing causal proof, the observed gains in sensitivity, specificity, macro-F1, and decision-boundary stability provide converging evidence that controlled acoustic–semantic mismatches reduce reliance on linguistic shortcuts and encourage models to attend to depression-related acoustic biomarkers. DepFlow therefore offers a principled way to leverage controllable generative modeling to regularize depression detectors and enhance robustness.

Several limitations remain. The learned severity axis, although internally coherent and aligned with known acoustic correlates of depression, has not yet been validated against clinician ratings or across broader populations and datasets. From an ethical perspective, the ability to synthesize speech with depressive acoustic characteristics introduces potential risks, including misuse for fabrication, unintended reinforcement of cultural stereotypes of depression, and psychological harm. Responsible use therefore requires transparent governance, informed consent, careful handling of sensitive speech data, and consideration of safeguards such as provenance tracking or watermarking. Future work will also explore perceptual studies of synthesized cues, extensions to multilingual and demographically diverse speakers, and broader deployment frameworks that balance robustness gains with reliability, interpretability, and societal impact in speech-based mental health assessment.

References

- Nicholas Cummins, Stefan Scherer, Jarek Krajewski, Sebastian Schnieder, Julien Epps, and Thomas F Quatieri. A review of depression and suicide risk assessment using speech analysis. *Speech communication*, 71:10–49, 2015.
- Lu-Shih Alex Low, Namunu C Maddage, Margaret Lech, Lisa B Sheeber, and Nicholas B Allen. Detection of clinical depression in adolescents’ speech during family interactions. *IEEE transactions on biomedical engineering*, 58(3): 574–586, 2010.
- S Bandyopadhyay Prasanta, R Forster Malcolm, Elsevier Oxford, H Barkow Jerome, Cosmides Leda, Tooby John, Bechtel William, C Richardson Robert, T Beck Aaron, Rush A John, et al. American psychiatric association, diagnostic and statistical manual of mental disorders: Dsm-5, washington, dc, american psychiatric publishing, 2013.
- anant mahesh, in defense of an evolutionary concept of health nature, norms, and human biology, aldershot, england, ashgate. *Philosophy*, 39(6):683–724, 2014.
- Laurie Kelly McCorry. Physiology of the autonomic nervous system. *American journal of pharmaceutical education*, 71(4):78, 2007.
- Shaykhah A Almaghrabi, Scott R Clark, and Mathias Baumert. Bio-acoustic features of depression: A review. *Biomedical Signal Processing and Control*, 85:105020, 2023.
- Carmen Morales-Luque, Laura Carrillo-Franco, Manuel Víctor López-González, Marta González-García, and Marc Stefan Dawid-Milner. Mapping the neurophysiological link between voice and autonomic function: A scoping review. *Biology*, 14(10):1382, 2025.
- Seth Brown. Camouflaging depression. *Discover Mental Health*, 5(1):71, 2025.
- Klaus R Scherer. Vocal communication of emotion: A review of research paradigms. *Speech communication*, 40(1-2): 227–256, 2003.
- Robert Geirhos, Jörn-Henrik Jacobsen, Claudio Michaelis, Richard Zemel, Wieland Brendel, Matthias Bethge, and Felix A Wichmann. Shortcut learning in deep neural networks. *Nature Machine Intelligence*, 2(11):665–673, 2020.
- Judea Pearl. *Causality*. Cambridge university press, 2009.
- Bernhard Schölkopf, Francesco Locatello, Stefan Bauer, Nan Rosemary Ke, Nal Kalchbrenner, Anirudh Goyal, and Yoshua Bengio. Toward causal representation learning. *Proceedings of the IEEE*, 109(5):612–634, 2021.
- Lennart Jansson, Julie Nordgaard, et al. *The psychiatric interview for differential diagnosis*, volume 270. Springer, 2016.

- Prasad Shetty, Akshata Mane, Sourabh Fulmali, and Ganesh Uchit. Understanding masked depression: A clinical scenario. *Indian journal of psychiatry*, 60(1):97–102, 2018.
- Dong Zhang, Shimin Li, Xin Zhang, Jun Zhan, Pengyu Wang, Yaqian Zhou, and Xipeng Qiu. Speechgpt: Empowering large language models with intrinsic cross-modal conversational abilities. *arXiv preprint arXiv:2305.11000*, 2023.
- Shengpeng Ji, Yifu Chen, Minghui Fang, Jialong Zuo, Jingyu Lu, Hanting Wang, Ziyue Jiang, Long Zhou, Shujie Liu, Xize Cheng, et al. Wavchat: A survey of spoken dialogue models. *arXiv preprint arXiv:2411.13577*, 2024.
- Yuxin Li, Sinchana Kumbale, Yanru Chen, Tanmay Surana, Eng Siong Chng, and Cuntai Guan. Automated depression detection from text and audio: A systematic review. *IEEE Journal of Biomedical and Health Informatics*, 2025a.
- Michel Valstar, Björn Schuller, Kirsty Smith, Florian Eyben, Bihan Jiang, Sanjay Bilakhia, Sebastian Schnieder, Roddy Cowie, and Maja Pantic. Avec 2013: the continuous audio/visual emotion and depression recognition challenge. In *Proceedings of the 3rd ACM international workshop on Audio/visual emotion challenge*, pages 3–10, 2013.
- Fabien Ringeval, Björn Schuller, Michel Valstar, Nicholas Cummins, Roddy Cowie, Leili Tavabi, Maximilian Schmitt, Sina Alisamir, Shahin Amiriparian, Eva-Maria Messner, et al. Avec 2019 workshop and challenge: state-of-mind, detecting depression with ai, and cross-cultural affect recognition. In *Proceedings of the 9th International on Audio/visual Emotion Challenge and Workshop*, pages 3–12, 2019.
- Karol Chlasta, Krzysztof Wołk, and Izabela Krejtz. Automated speech-based screening of depression using deep convolutional neural networks. *Procedia Computer Science*, 164:618–628, 2019.
- S Pavankumar Dubagunta, Bogdan Vlasenko, and Mathew Magimai Doss. Learning voice source related information for depression detection. In *ICASSP 2019-2019 IEEE International Conference on Acoustics, Speech and Signal Processing (ICASSP)*, pages 6525–6529. IEEE, 2019.
- Afef Saidi, Slim Ben Othman, and Slim Ben Saoud. Hybrid cnn-svm classifier for efficient depression detection system. In *2020 4th International Conference on Advanced Systems and Emergent Technologies (IC_ASET)*, pages 229–234. IEEE, 2020.
- Alice Othmani, Daoud Kadoch, Kamil Bentounes, Emna Rejaibi, Romain Alfred, and Abdenour Hadid. Towards robust deep neural networks for affect and depression recognition from speech. In *Pattern Recognition. ICPR International Workshops and Challenges: Virtual Event, January 10–15, 2021, Proceedings, Part II*, pages 5–19. Springer, 2021.
- Adrián Vázquez-Romero and Ascensión Gallardo-Antolín. Automatic detection of depression in speech using ensemble convolutional neural networks. *Entropy*, 22(6):688, 2020.
- Dong Wang, Yanhui Ding, Qing Zhao, Peilin Yang, Shuping Tan, and Ya Li. Ecapa-tdnn based depression detection from clinical speech. In *Interspeech*, pages 3333–3337, 2022.
- Asif Salekin, Jeremy W Eberle, Jeffrey J Glenn, Bethany A Teachman, and John A Stankovic. A weakly supervised learning framework for detecting social anxiety and depression. *Proceedings of the ACM on interactive, mobile, wearable and ubiquitous technologies*, 2(2):1–26, 2018.
- Ziping Zhao, Zhongtian Bao, Zixing Zhang, Nicholas Cummins, Haishuai Wang, and Björn Schuller. Hierarchical attention transfer networks for depression assessment from speech. In *ICASSP 2020-2020 IEEE international conference on acoustics, speech and signal processing (ICASSP)*, pages 7159–7163. IEEE, 2020.
- Muhammad Muzammel, Hanan Salam, Yann Hoffmann, Mohamed Chetouani, and Alice Othmani. Audvowelconsnet: A phoneme-level based deep cnn architecture for clinical depression diagnosis. *Machine Learning with Applications*, 2:100005, 2020.
- Alexei Baeviski, Yuhao Zhou, Abdelrahman Mohamed, and Michael Auli. wav2vec 2.0: A framework for self-supervised learning of speech representations. *Advances in neural information processing systems*, 33:12449–12460, 2020.
- Wei-Ning Hsu, Benjamin Bolte, Yao-Hung Hubert Tsai, Kushal Lakhotia, Ruslan Salakhutdinov, and Abdelrahman Mohamed. Hubert: Self-supervised speech representation learning by masked prediction of hidden units. *IEEE/ACM transactions on audio, speech, and language processing*, 29:3451–3460, 2021.
- Sanyuan Chen, Chengyi Wang, Zhengyang Chen, Yu Wu, Shujie Liu, Zhuo Chen, Jinyu Li, Naoyuki Kanda, Takuya Yoshioka, Xiong Xiao, et al. Wavlm: Large-scale self-supervised pre-training for full stack speech processing. *IEEE Journal of Selected Topics in Signal Processing*, 16(6):1505–1518, 2022a.
- Alec Radford, Jong Wook Kim, Tao Xu, Greg Brockman, Christine McLeavey, and Ilya Sutskever. Robust speech recognition via large-scale weak supervision. In *International conference on machine learning*, pages 28492–28518. PMLR, 2023.
- Pingyue Zhang, Mengyue Wu, Heinrich Dinkel, and Kai Yu. Depa: Self-supervised audio embedding for depression detection. In *Proceedings of the 29th ACM international conference on multimedia*, pages 135–143, 2021.

- Ermal Toto, ML Tlachac, and Elke A Rundensteiner. Audibert: A deep transfer learning multimodal classification framework for depression screening. In *Proceedings of the 30th ACM international conference on information & knowledge management*, pages 4145–4154, 2021.
- Weidong Chen, Xiaofen Xing, Xiangmin Xu, Jianxin Pang, and Lan Du. Speechformer: A hierarchical efficient framework incorporating the characteristics of speech. *arXiv preprint arXiv:2203.03812*, 2022b.
- Vijay Ravi, Jinhan Wang, Jonathan Flint, and Abeer Alwan. A step towards preserving speakers’ identity while detecting depression via speaker disentanglement. In *Interspeech*, volume 2022, page 3338, 2022a.
- Wen Wu, Chao Zhang, and Philip C Woodland. Self-supervised representations in speech-based depression detection. In *ICASSP 2023-2023 IEEE International Conference on Acoustics, Speech and Signal Processing (ICASSP)*, pages 1–5. IEEE, 2023.
- Yuxin Li, Eng Siong Chng, and Cuntai Guan. Hierarchical self-supervised representation learning for depression detection from speech. *arXiv preprint arXiv:2510.08593*, 2025b.
- Xiangyu Zhang, Hexin Liu, Qiquan Zhang, Beena Ahmed, and Julien Epps. Speecht-rag: Reliable depression detection in llms with retrieval-augmented generation using speech timing information. *arXiv preprint arXiv:2502.10950*, 2025.
- ZUO Lishi and Man-Wai Mak. Vector quantization-based counterfactual augmentation for speech-based depression detection under data scarcity. *IEEE journal of biomedical and health informatics*, 2025.
- Vijay Ravi, Jinhan Wang, Jonathan Flint, and Abeer Alwan. Fraug: A frame rate based data augmentation method for depression detection from speech signals. In *ICASSP 2022-2022 IEEE International Conference on Acoustics, Speech and Signal Processing (ICASSP)*, pages 6267–6271. IEEE, 2022b.
- Daniel S Park, William Chan, Yu Zhang, Chung-Cheng Chiu, Barret Zoph, Ekin D Cubuk, and Quoc V Le. SpecAugment: A simple data augmentation method for automatic speech recognition. *arXiv preprint arXiv:1904.08779*, 2019.
- Kexin Feng and Theodora Chaspari. A knowledge-driven vowel-based approach of depression classification from speech using data augmentation. In *ICASSP 2023-2023 IEEE International Conference on Acoustics, Speech and Signal Processing (ICASSP)*, pages 1–5. IEEE, 2023.
- Lokesh Kumar, Kumar Kaustubh, Shashaank Aswatha Mattur, and SR Mahadeva Prasanna. Depression classification using log-mel spectrograms: A comparative analysis of window size-based data augmentation and deep learning models. In *2024 27th Conference of the Oriental COCOSDA International Committee for the Co-ordination and Standardisation of Speech Databases and Assessment Techniques (O-COCOSDA)*, pages 1–6. IEEE, 2024.
- Ian Goodfellow, Jean Pouget-Abadie, Mehdi Mirza, Bing Xu, David Warde-Farley, Sherjil Ozair, Aaron Courville, and Yoshua Bengio. Generative adversarial networks. *Communications of the ACM*, 63(11):139–144, 2020.
- Le Yang, Dongmei Jiang, and Hichem Sahli. Feature augmenting networks for improving depression severity estimation from speech signals. *IEEE Access*, 8:24033–24045, 2020.
- Wenrui Liang, Rong Zhang, Xuezhen Zhang, Ying Ma, and Wei-Qiang Zhang. Depressgen: Synthetic data generation framework for depression detection. In *Proc. Interspeech 2025*, pages 464–468, 2025.
- Kurt Kroenke, Tara W Strine, Robert L Spitzer, Janet BW Williams, Joyce T Berry, and Ali H Mokdad. The phq-8 as a measure of current depression in the general population. *Journal of affective disorders*, 114(1-3):163–173, 2009.
- Yaroslav Ganin, Evgeniya Ustinova, Hana Ajakan, Pascal Germain, Hugo Larochelle, François Laviolette, Mario March, and Victor Lempitsky. Domain-adversarial training of neural networks. *Journal of machine learning research*, 17(59):1–35, 2016.
- Shivam Mehta, Ruibo Tu, Jonas Beskow, Éva Székely, and Gustav Eje Henter. Matcha-tts: A fast tts architecture with conditional flow matching. In *ICASSP 2024-2024 IEEE International Conference on Acoustics, Speech and Signal Processing (ICASSP)*, pages 11341–11345. IEEE, 2024.
- Yaron Lipman, Ricky TQ Chen, Heli Ben-Hamu, Maximilian Nickel, and Matt Le. Flow matching for generative modeling. *arXiv preprint arXiv:2210.02747*, 2022.
- Xiangyu Zhang, Daijiao Liu, Hexin Liu, Qiquan Zhang, Hanyu Meng, Leibny Paola Garcia Perera, EngSiong Chng, and Lina Yao. Speaking in wavelet domain: A simple and efficient approach to speed up speech diffusion model. In *Proceedings of the 2024 Conference on Empirical Methods in Natural Language Processing*, pages 159–171, 2024.
- Ethan Perez, Florian Strub, Harm De Vries, Vincent Dumoulin, and Aaron Courville. Film: Visual reasoning with a general conditioning layer. In *Proceedings of the AAAI conference on artificial intelligence*, volume 32, 2018.
- Ken Shoemake. Animating rotation with quaternion curves. In *Proceedings of the 12th annual conference on Computer graphics and interactive techniques*, pages 245–254, 1985.

- Junichi Yamagishi, Christophe Veaux, and Kirsten MacDonald. Cstr vctk corpus: English multi-speaker corpus for cstr voice cloning toolkit (version 0.92). *The Rainbow Passage which the speakers read out can be found in the International Dialects of English Archive:(<http://web.ku.edu/~idea/readings/rainbow.htm>)*, 2019.
- Jonathan Gratch, Ron Artstein, Gale M Lucas, Giota Stratou, Stefan Scherer, Angela Nazarian, Rachel Wood, Jill Boberg, David DeVault, Stacy Marsella, et al. The distress analysis interview corpus of human and computer interviews. In *LREC*, pages 3123–3128. Reykjavik, 2014.
- Andrew Bailey and Mark D Plumbly. Gender bias in depression detection using audio features. In *2021 29th European Signal Processing Conference (EUSIPCO)*, pages 596–600. IEEE, 2021.
- Daya Guo, Dejian Yang, Haowei Zhang, Junxiao Song, Ruoyu Zhang, Runxin Xu, Qihao Zhu, Shirong Ma, Peiyi Wang, Xiao Bi, et al. Deepseek-r1: Incentivizing reasoning capability in llms via reinforcement learning. *arXiv preprint arXiv:2501.12948*, 2025.
- Karl Pearson. X. on the criterion that a given system of deviations from the probable in the case of a correlated system of variables is such that it can be reasonably supposed to have arisen from random sampling. *The London, Edinburgh, and Dublin Philosophical Magazine and Journal of Science*, 50(302):157–175, 1900.
- Ilya Loshchilov and Frank Hutter. Decoupled weight decay regularization. *arXiv preprint arXiv:1711.05101*, 2017.
- Jungil Kong, Jaehyeon Kim, and Jaekyoung Bae. Hifi-gan: Generative adversarial networks for efficient and high fidelity speech synthesis. *Advances in neural information processing systems*, 33:17022–17033, 2020.
- Xingchen Ma, Hongyu Yang, Qiang Chen, Di Huang, and Yunhong Wang. Depaudionet: An efficient deep model for audio based depression classification. In *Proceedings of the 6th international workshop on audio/visual emotion challenge*, pages 35–42, 2016.
- Jinhan Wang, Vijay Ravi, and Abeer Alwan. Non-uniform speaker disentanglement for depression detection from raw speech signals. In *Interspeech*, volume 2023, page 2343, 2023.
- Brecht Desplanques, Jenthe Thienpondt, and Kris Demuynck. Ecapa-tdnn: Emphasized channel attention, propagation and aggregation in tdnn based speaker verification. *arXiv preprint arXiv:2005.07143*, 2020.
- John HL Hansen and Taufiq Hasan. Speaker recognition by machines and humans: A tutorial review. *IEEE Signal processing magazine*, 32(6):74–99, 2015.
- NR Draper. *Applied regression analysis*. McGraw-Hill. Inc, 1998.
- Simon Kornblith, Mohammad Norouzi, Honglak Lee, and Geoffrey Hinton. Similarity of neural network representations revisited. In *International conference on machine learning*, pages 3519–3529. PMIR, 2019.
- Matthew Le, Apoorv Vyas, Bowen Shi, Brian Karrer, Leda Sari, Rashel Moritz, Mary Williamson, Vimal Manohar, Yossi Adi, Jay Mahadeokar, et al. Voicebox: Text-guided multilingual universal speech generation at scale. *Advances in neural information processing systems*, 36:14005–14034, 2023.
- Philip Anastassiou, Jiawei Chen, Jitong Chen, Yuanzhe Chen, Zhuo Chen, Ziyi Chen, Jian Cong, Lelai Deng, Chuang Ding, Lu Gao, et al. Seed-tts: A family of high-quality versatile speech generation models. *arXiv preprint arXiv:2406.02430*, 2024.
- Zhengyang Chen, Sanyuan Chen, Yu Wu, Yao Qian, Chengyi Wang, Shujie Liu, Yanmin Qian, and Michael Zeng. Large-scale self-supervised speech representation learning for automatic speaker verification. In *ICASSP 2022-2022 IEEE International Conference on Acoustics, Speech and Signal Processing (ICASSP)*, pages 6147–6151. IEEE, 2022c.
- Frank E Harrell, Robert M Califf, David B Pryor, Kerry L Lee, and Robert A Rosati. Evaluating the yield of medical tests. *Jama*, 247(18):2543–2546, 1982.
- Charles Spearman. The proof and measurement of association between two things. *The American journal of psychology*, 100(3/4):441–471, 1987.
- Marina Sokolova and Guy Lapalme. A systematic analysis of performance measures for classification tasks. *Information processing & management*, 45(4):427–437, 2009.
- Hongyi Zhang, Moustapha Cisse, Yann N Dauphin, and David Lopez-Paz. mixup: Beyond empirical risk minimization. *arXiv preprint arXiv:1710.09412*, 2017.
- Zhihao Du, Yuxuan Wang, Qian Chen, Xian Shi, Xiang Lv, Tianyu Zhao, Zhifu Gao, Yexin Yang, Changfeng Gao, Hui Wang, et al. Cosyvoice 2: Scalable streaming speech synthesis with large language models. *arXiv preprint arXiv:2412.10117*, 2024.