
FCMBENCH: A COMPREHENSIVE FINANCIAL CREDIT MULTIMODAL BENCHMARK FOR REAL-WORLD APPLICATIONS

Yehui Yang^{*1}, Dalu Yang^{*1}, Wenshuo Zhou¹, Fangxin Shang¹, Yifan Liu²
Jie Ren², Haojun Fei^{†1}, Qing Yang¹, Tao Chen²

¹ AI Lab, Qifu Technology, Beijing, China

² College of Future Information Technology, Fudan University, Shanghai, China

ABSTRACT

As multimodal AI becomes widely used for credit risk assessment and document review, a domain-specific benchmark is urgently needed that (1) reflects documents and workflows specific to financial credit applications, (2) includes credit-specific understanding and real-world robustness, and (3) preserves privacy compliance without sacrificing practical utility. Here, we introduce FCMBench-V1.0 — a large-scale financial credit multimodal benchmark for real-world applications, covering 18 core certificate types, with 4,043 privacy-compliant images and 8,446 QA samples. The FCMBench evaluation framework consists of three dimensions: *Perception*, *Reasoning*, and *Robustness*, including 3 foundational perception tasks, 4 credit-specific reasoning tasks that require decision-oriented understanding of visual evidence, and 10 real-world acquisition artifact types for robustness stress testing. To reconcile compliance with realism, we construct all samples via a closed synthesis-capture pipeline: we manually synthesize document templates with virtual content and capture scenario-aware images in-house. This design also mitigates pre-training data leakage by avoiding web-sourced or publicly released images. FCMBench can effectively discriminate performance disparities and robustness across modern vision-language models. Extensive experiments were conducted on 23 state-of-the-art vision-language models (VLMs) from 14 top AI companies and research institutes. Among them, Gemini 3 Pro achieves the best F1(%) score as a commercial model (64.61), Qwen3-VL-235B achieves the best score as an open-source baseline (57.27), and our financial credit-specific model, Qfin-VL-Instruct, achieves the top overall score (64.92). Robustness evaluations show that even top-performing models suffer noticeable performance drops under acquisition artifacts. FCMBench data and evaluation scripts will soon be publicly available at this url.

Keywords Multimodal Benchmark · Financial Credit Review · Perception · Reasoning · Robustness

1 Introduction

In recent years, multimodal AI (Artificial Intelligence) has become a transformative technology in the financial credit business. Credit reviewers at financial institutions need to determine whether to approve loan applications based on various image materials uploaded by borrowers. For example, they must check the completeness of the required information provided by borrowers (perception) and cross-verify the "monthly income stated in income certificates" with the "monthly deposit amounts shown in bank statements" (reasoning). Intuitively, these informational perception and reasoning tasks can be accomplished by multimodal AI algorithms automatically, thereby reducing the workload of human reviewers, and improving the efficiency of the loan application process. However, the lack of a dedicated multimodal benchmark has become a bottleneck for the development of credit AI:

^{*}Equal contribution.

[†]Corresponding author. Contact: haojunff@gmail.com or yangyehuisw@126.com

- From the *academic perspective*, researchers struggle to conduct reproducible studies due to the inaccessibility of private credit data, leading to a lag in credit-specific multimodal model research compared to general domains (e.g., natural scenes).

- From the *industry perspective*, financial institutions (e.g., banks) struggle to select AI models: vendors often claim "high accuracy" using proprietary datasets, yet no public standards exist to compare performance (e.g., "95% information extraction accuracy" may be limited to specific document types or quality levels).

Therefore, a high-quality, compliant and comprehensive multimodal benchmark for credit review is urgently needed to bridge the gap between academic research and industrial application.

Existing multimodal benchmarks and credit AI evaluation methods have three key limitations that fail to meet the needs of credit review scenarios:

1. Insufficient coverage of financial credit scenarios: General multimodal datasets based on images and photos from various open-source platforms [1] [2] [3] [4] [5] [6] rarely focus on credit-related applications. Also, financial-domain benchmarks such as CFBenchmark-MM [7] and VisFinEval [8] are designed to evaluate general financial knowledge using publicly available materials (e.g., stock charts and corporate annual reports), but they overlook the understanding of images related to financial credit.

2. Incomplete evaluation dimensions: Most multi-modal benchmarks only contain the tasks for perception and reasoning. MME [2] covers the examination of perception and reasoning abilities of coarse-grained and fine-grained objects. MMDocBench [6] contains recognition, localization, extraction, and reasoning tasks for various OCR-free document images. WildDoc [9] incorporates a diverse set of manually captured document images reflecting real-world conditions and leverages document sources from established benchmarks. The above existing benchmarks each have their own focuses. Currently, no multimodal benchmark has been found that simultaneously integrates the challenges of perception, reasoning, and robustness for MLLMs.

3. Compliance issues: Finally and most importantly, real-world credit documents or images often contain sensitive and private information, such as ID numbers and bank accounts. Due to privacy laws, these cannot be shared. Consequently, as of now, there is no publicly accessible dataset available for the academic community to conduct research and make fair comparisons of the multimodal AI capabilities among various financial credit companies.

To address the above limitations, we design FCMBench with three core goals:

1. Practicality: Aligns with real credit review processes and provides standardized evaluation metrics. Ideally, if a model achieves good results on this benchmark, it can be directly applied to real-world scenarios.

2. Comprehensiveness: Contains "*Perception-Reasoning-Robustness*" evaluation tasks which covers all real-world application scenarios and requirements as comprehensively as possible.

3. Compliance: Based on real credit materials, while ensuring a high degree of emulation in document format, we manually produced a series of credit-related certificates in which all sensitive information is fabricated. In this way, we keep the benchmark compliant with global privacy regulations and ensure it is as consistent as possible with real-world scenarios.

This paper releases the first version of FCMBench, i.e., FCMBench-V1.0, which includes 8,446 samples, covers 18 certificate types (see Figure 1), and involves 44 document formats. The overview of *Perception-Reasoning-Robustness* tasks is shown in Figure 2. All personal information in the benchmark is fictional, including persona settings, names of institutions and locations, logo and seal designs, etc. Our team manually created material format templates, produced physical certificates, and conducted on-site photography, with extensive production and verification work involved.

The key contributions of this work are three-folds:

1. Filling the gap in public credit multimodal benchmarks: To address the pain point that real credit data cannot be shared due to privacy concerns, we strive to release the first and largest credit-specific multimodal benchmark—all physical certificates and images included are generated by our own team, meaning these materials have not been available anywhere prior to this release.

2. Innovating a "*Perception-Reasoning-Robustness*" three-dimensional evaluation system: We integrate three capabilities required for credit review: (1) Perception (*three* tasks); (2) Reasoning (*four* tasks); (3) Robustness (*ten*

challenges). The three-dimensional system enables quantitative evaluate the models’ practical capabilities from "information understanding" to "risk judgment" under real application inferences, and all tasks and challenges under this benchmark are designed based on real-world application scenarios.

3. Providing a standard playground to promote collaborative development between academia and industry:

By open-sourcing the dataset and evaluation toolkit, FCMBench resolves two dilemmas: (1) Financial institutions no longer lack a standard to compare AI models for credit usage; (2) Researchers from academies and fintech companies can conduct in-depth studies. This breaks down data barriers in the industry and drives credit AI from "single-point optimization" to "academic-industrial collaborative innovation".

2 Related Work

2.1 General Multimodal Benchmarks

General multimodal benchmarks are designed to evaluate the capabilities of MLLMs, without being restricted to a specific domain or the content of the images. In 2023, Yue et al. [10] proposed MMMU, which is designed to evaluate multimodal models on massive multi-disciplinary tasks that demand college-level subject knowledge and deliberate reasoning. Based on MMMU, Yue et al. [11] developed MMMU-Pro, a more robust benchmark that filters text-answerable questions and introduces a vision-only setting with questions embedded in images.

Additionally, Chen et al. [1] also targets on two critical flaws in existing benchmarks: redundant visual content (answers inferable from text or world knowledge) and unintentional data leakage. To mitigate these flaws, they introduced MMStar, a human-curated benchmark of 1,500 vision-indispensable samples, along with two metrics to quantify data leakage and true multimodal gain.

Furthermore, Fu et al. [2] proposed MME, the first comprehensive benchmark for MLLMs, covering 14 subtasks that measure both perception and cognition. It uses manually designed instruction-answer pairs to avoid data leakage and adopts concise prompts for fair comparison.

2.2 Document Understanding Benchmarks

Document understanding benchmarks focus on evaluating MLLMs in processing structured/unstructured document images, addressing tasks like OCR, chart understanding. Liu et al.[12] proposed OCRBench, the most comprehensive OCR-focused benchmark with 29 datasets, covering text recognition, scene text VQA, document VQA, key information extraction (KIE) and handwritten mathematical expression recognition (HMER). It exposes model weaknesses in multilingual text, handwritten content, and non-semantic text processing.

For chart-specific reasoning, Tang et al.[4] introduced ChartMuseum, an expert-annotated benchmark with 1,162 questions from 184 real-world sources, designed to test complex visual and textual reasoning. ChartMuseum reveals a large human-model gap (93% human accuracy vs. 63.0% for top models) and significant performance drops (35%–55%) on visual-reasoning-heavy questions. Masry et al. [5] presented ChartQAPro, a diverse benchmark with 1,341 charts from 157 sources and 1,948 questions (including conversational and hypothetical types), addressing the lack of real-world diversity in existing ChartQA [13] and showing substantial performance declines for LVLMS.

Zhu et al. [6] focused on fine-grained visual document understanding with MMDocBench, which covers diverse documents (research papers, receipts, charts) and evaluates 16 advanced LVLMS on fine-grained perception and reasoning. Addressing the gap in real-world document evaluation, Wang et al. [9] proposed WildDoc, the first benchmark for document understanding in natural environments. It includes manually captured documents under variable conditions (e.g., illumination, distortions) and reveals poor robustness of state-of-the-art MLLMs compared to traditional scanned/digital document benchmarks.

2.3 Financial-domain Multimodal Benchmarks

Financial benchmarks are similar to document understanding benchmarks, with the difference being that the articles, figures, and tables in financial benchmarks are all related to finance. CFBenchmark-MM [7] is the early attempt for Chinese-centric multimodal evaluation, which introduces over 9,000 image-question pairs covering diverse visual types (e.g., histograms, structural diagrams) for financial explanation and financial knowledge understanding, while [8] expands to 15,848 pairs spanning financial knowledge, data analysis, decision support and asset optimization.

Beyond Chinese-focused datasets, [14] addresses the lack of specialized multimodal benchmarks with 11,000 high-quality samples across 18 financial knowledge domains(e.g. Technology, Media & Telecom, Consumer, Pharmaceuticals

& Biotechnology). For expert-level reasoning, [15] offers 3,200 expert-annotated pairs emphasizing knowledge intensity, mathematical reasoning, and nuanced visual interpretation spanning 15 financial topics, such as investment, quantitative methods, valuation and risk models etc.

Recent benchmarks have expanded toward broader applicability: [16] pioneers multilingual and multimodal (text, vision, audio) evaluation, introducing financial OCR and cross-lingual reasoning tasks. Meanwhile, [17] provides a conceptual framework, discussing progress, prospects, and challenges of multimodal financial foundation models, underscoring their potential to streamline financial services.

2.4 Comparison with Existing Work

As mentioned above, the general and document understanding multimodal benchmarks have no specific design for financial credit scenario, while the current financial-domain benchmarks mainly focus on financial policies, stocks, financial reports etc. Some of them only contain a small portion of image patches for credit risk because of data privacy. In contrast to the related work, our FCMBench is the first and biggest multimodal benchmark specific for financial credit. Moreover, unlike the existing multimodal benchmarks which are built on open-source data, all the certificates and pictures in FCMBench were created and captured by our own team.

3 The Overview and Statistics of FCMBench

FCMBench-V1.0 covers 18 categories of certificates in credit review, as shown in Figure 1. These categories are derived from a survey of real business scenarios of financial credit companies and major commercial banks and cover the entire credit review chain (loan review, income verification, asset evaluation), including cards, certifications in standard formats, and documents containing various complex charts and tables.

We design three dimensions, i.e. *Perception-Reasoning-Robustness*, to evaluate the capabilities of MLLMs. The tasks and challenges of each dimension are:

Perception (3 tasks): Document Type Recognition (DTR), Key Information Extraction (KIE), and Image Quality Evaluation (IQE).

Reasoning (4 tasks): Numerical Calculation (NC), Consistency Checking (CC), Validity Checking (VC), and Rationality Review (RR).

Robustness (10 challenges): Off-axis Viewpoints, Uneven Illumination, Specular Reflections, Out-of-focus, Small ROIs, Secondary Captures, Cluttered Background, Overlaid Watermarks, Cropped Captures, Multi-doc Images.

As shown in Figure 2, the perception tasks aim to evaluate the ability of models to extract visual information from images and textual information from certificates, respectively. The reasoning tasks are designed to evaluate the ability of models to understand the information in images for credit-related decisions.

Robustness challenges stem from acquisition artifacts commonly present in real-world applications. Detailed description of these tasks are listed in Table 1) and Table 2. Robustness challenges intersect with both perception and reasoning tasks. The statistics of robustness data are presented in Table 3. Notice that the same image can appear in different tasks, but not in different robustness challenges.

Table 1: Taxonomy and Statistics of Perception Tasks

Task Name	Task Description	# Images	# QA pairs
Document Type Recognition (DTR)	To recognize the certificates contained in the images. An image may include one or more certificates.	2712	3258
Key Information Extraction (KIE)	To extract key information or key-value pairs in the certificate from the given images	2309	2115
Image Quality Evaluation (IQE)	To recognize quality issues (e.g., specular reflection, out-of-focus blur) on the certificates in the image.	500	500

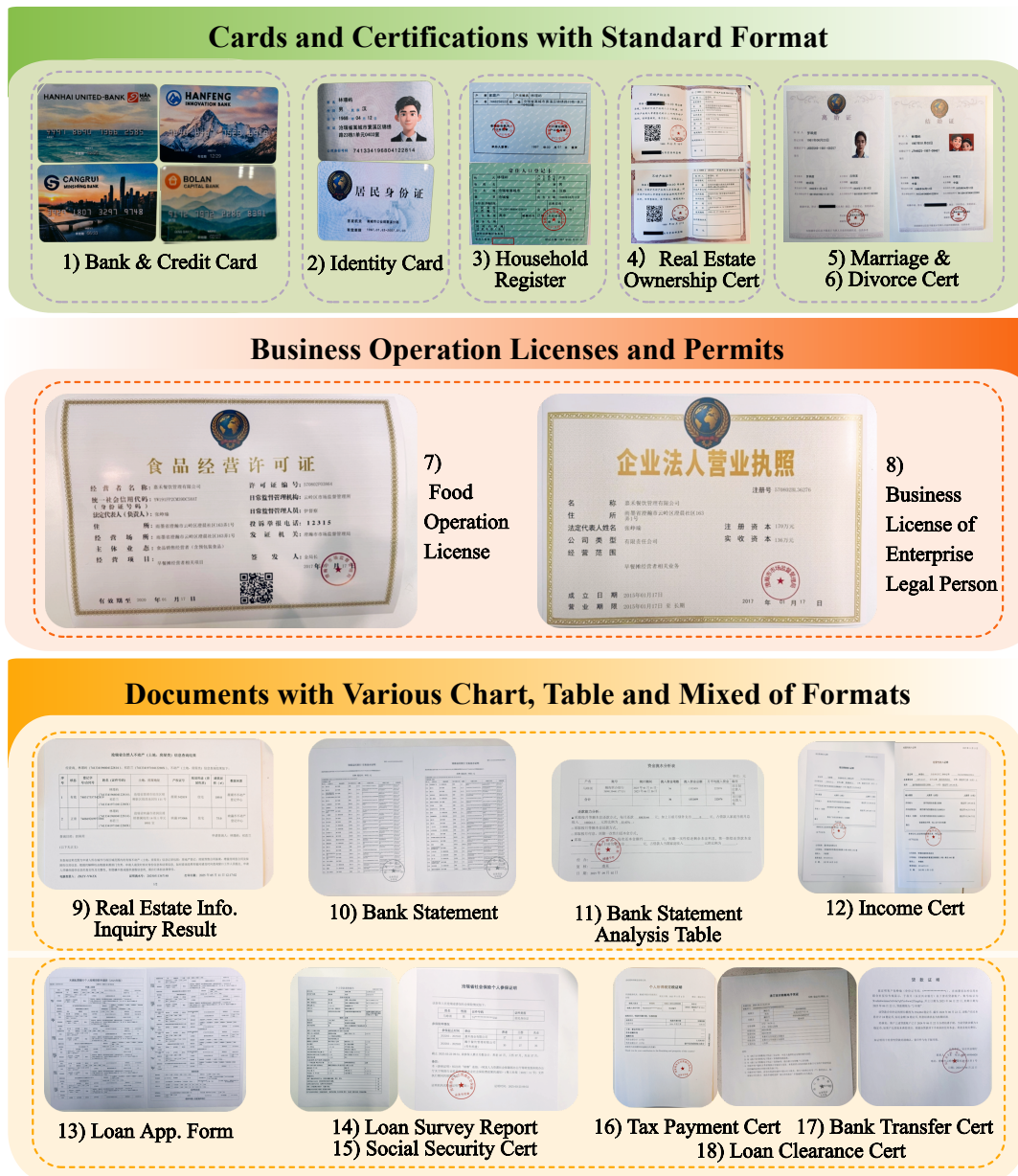


Figure 1: Overview of the 18 categories of certificates in FCMBench-V1.0.



Figure 2: Illustration of the three-dimensional evaluation from FCMBench for *Perception-Reasoning-Robustness*. In perception and reasoning tasks, there are also several types of fine-grained subtasks. For example, a Document Type Recognition (DTR) task includes fine-grained instructions related to single-image classification, multi-image aggregation, and presence/absence judgment. These subtasks are marked in green font in perception tasks and red font in reasoning tasks.

Table 2: Taxonomy and Statistics of Reasoning Tasks

Task Name	Task Description	# Images	# QA pairs
Consistency Checking (CC)	To check whether the documents in an image set belong to the same person, or to cross-check a listing document has its corresponding supporting document.	1468	887
Validity Checking (VC)	To check whether documents have valid values, e.g., document has not expired, values follow required formats.	798	629
Numerical Calculation (NC)	To compute numbers based on the information presented in the images.	633	734
Rationality Review (RR)	To check if the values presented in different document are within reasonable range, e.g., income vs tax certificate, income vs bank statement.	513	323

Table 3: Taxonomy and Statistics of Robustness Challenges

Challenge Name	Description	# Images	# QA pairs
Normal Captures	A "standard" photo of the certificates that satisfies all quality requirements.	384	792
Off-axis Viewpoints	The certificates are captured from rotated viewpoints.	375	767
Uneven Illumination	Various shadows cast onto the certificates.	371	714
Specular Reflections	Over-exposition brought by the light.	375	755
Out-of-focus	Blur caused by defocus.	377	822
Small ROIs	The target certificate only takes a small position (<20%) in the image.	370	737
Secondary Captures	Photos are captured from other on-screen images (e.g., computer displays) rather than the original certificates.	330	602
Cluttered Background	The backgrounds of the target certificates share similar characteristics, which may affect the recognition of the certificates.	338	647
Overlaid Watermarks	Watermarks on the image or on the certificates may affect the recognition.	343	532
Cropped Captures	The certificates shown in the image are incomplete.	335	547
Multi-doc Images	Models must perform tasks involving multiple certificates captured in a single image.	445	1531

4 FCMBench Construction Process

4.1 Design Principles

To ensure both practical relevance and scientific rigor, FCMBench is designed according to the following principles:

1. Alignment with real credit review workflows: The certificates and tasks are derived from interviews with over 20 senior credit reviewers from both commercial banks and financial credit companies, ensuring the proposed benchmark reflects actual business needs. To better evaluate the model’s ability to assess users’ credit applications across different types of certificates, each image in the benchmark can be matched to a complete set of an individual’s materials, rather than being randomly collected.

2. Diversity of data forms: Supporting one or more certificates in single-image and multi-image formats covers various data types encountered in credit reviews. Complex data format and environmental interference are designed to make the tasks in the benchmark more challenging.

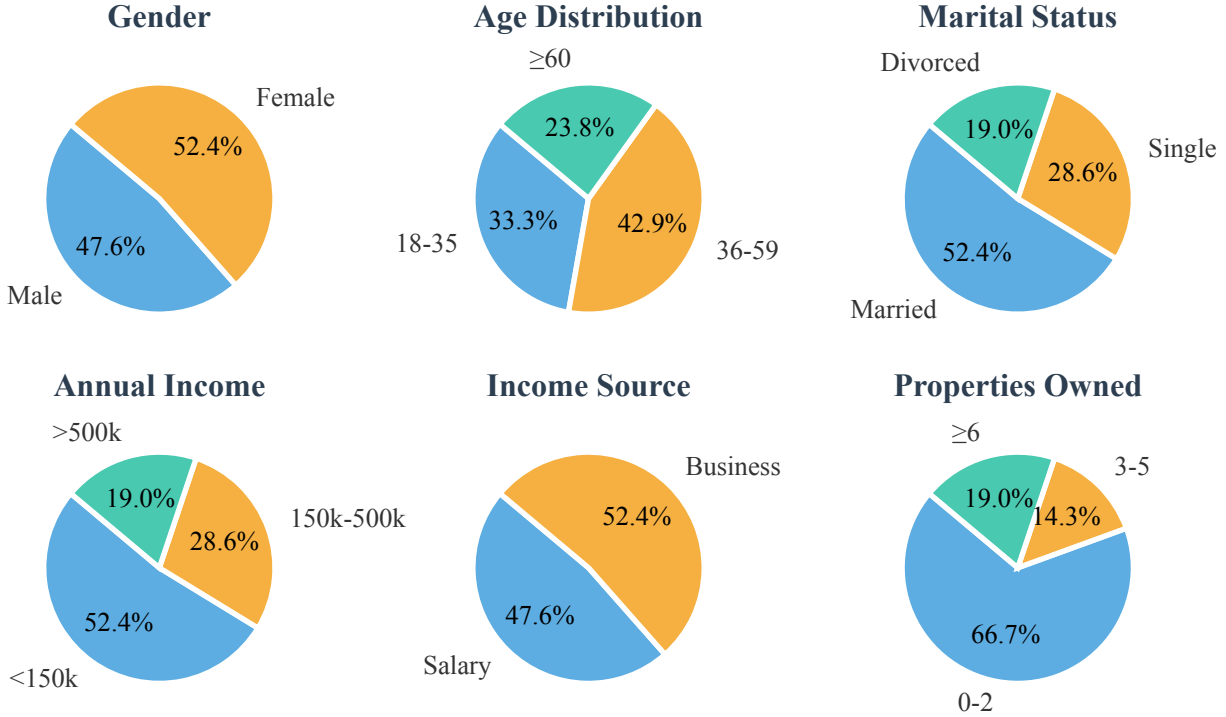


Figure 3: Distribution of sex, age groups, marital status, annual income, and number of properties owned for the 21 selected individuals

4.2 Image Generation

All images are generated from scratch to avoid privacy risks, with three steps:

1. Certificate template construction: We have meticulously designed a synthetic certificate generation toolchain to produce high-fidelity credit-related cards and documents that closely resemble real materials used in real-world scenarios. We generate complete profile data for 21 fictional characters with various demographic and economic status for document synthesis (Figure 3). The workflow of the synthesis is illustrated in Figure 4.

2. Compliance integration: To ensure data compliance, we replaced all real logos and portraits with AIGC images. Meanwhile, we established a virtual institutional system, such as virtual streets, virtual government agencies, and banks. Currently, all the tasks of FCMBench are designed around 21 fictional people. According to the identity setting (such as age, sex, occupation etc.) of the people, we construct a complete set of certificates for the people.

3. Physical production and scenario-based shooting: After all the simulated certificates are synthesized, we produce each one physically, ensuring it has the same size and material similar to the corresponding real-world certificate. Then, a team of 11 people took photos of these simulated certificates with the real application challenges as listed in Table 3; the images were captured using 5 major smartphone brands, including iPhone, Huawei, Honor, Xiaomi, and Oppo.

4.3 Instruction Design

We design instructions to tightly couple credit-review semantics with machine-checkable outputs. Each task family uses a consistent template: a concise natural-language task description, an explicit response-space description (textual categories, information fields, image options, numeric values, or Boolean answers), and an answer format description with placeholders for absent information (e.g., "" or []). Image tokens such as <image_00x> mark ordering when multiple pages are provided. See Figure 5 for an example template.

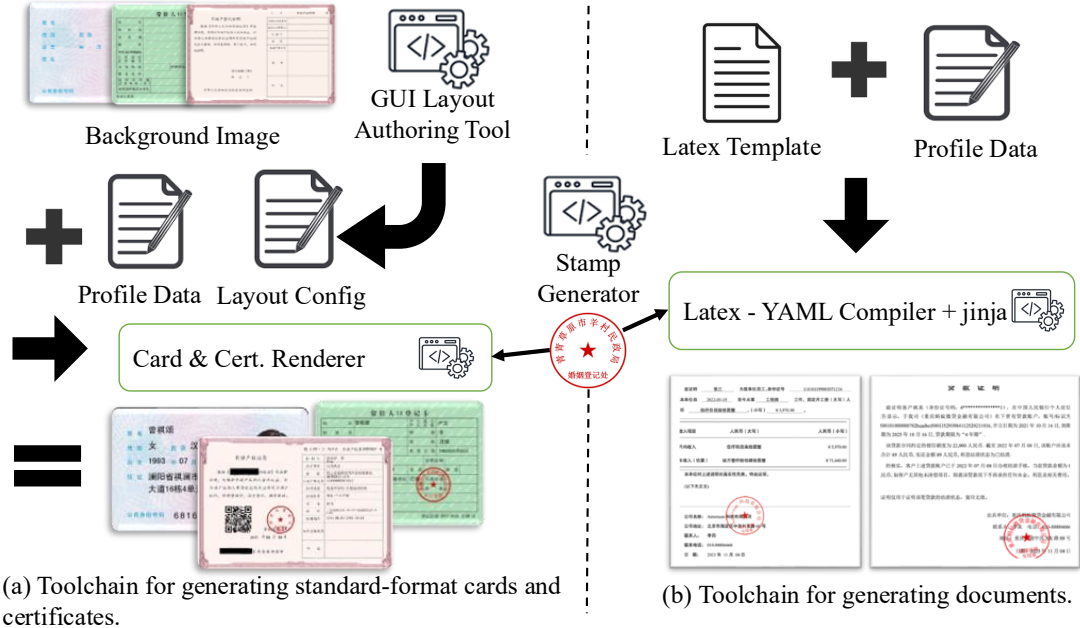


Figure 4: Overview of the synthetic credit-document generation toolchain in FCMBench, which combines a card & certificate renderer and a LaTeX-YAML compiler to generate template-based synthetic credit documents that are printed and re-captured as realistic benchmark images.

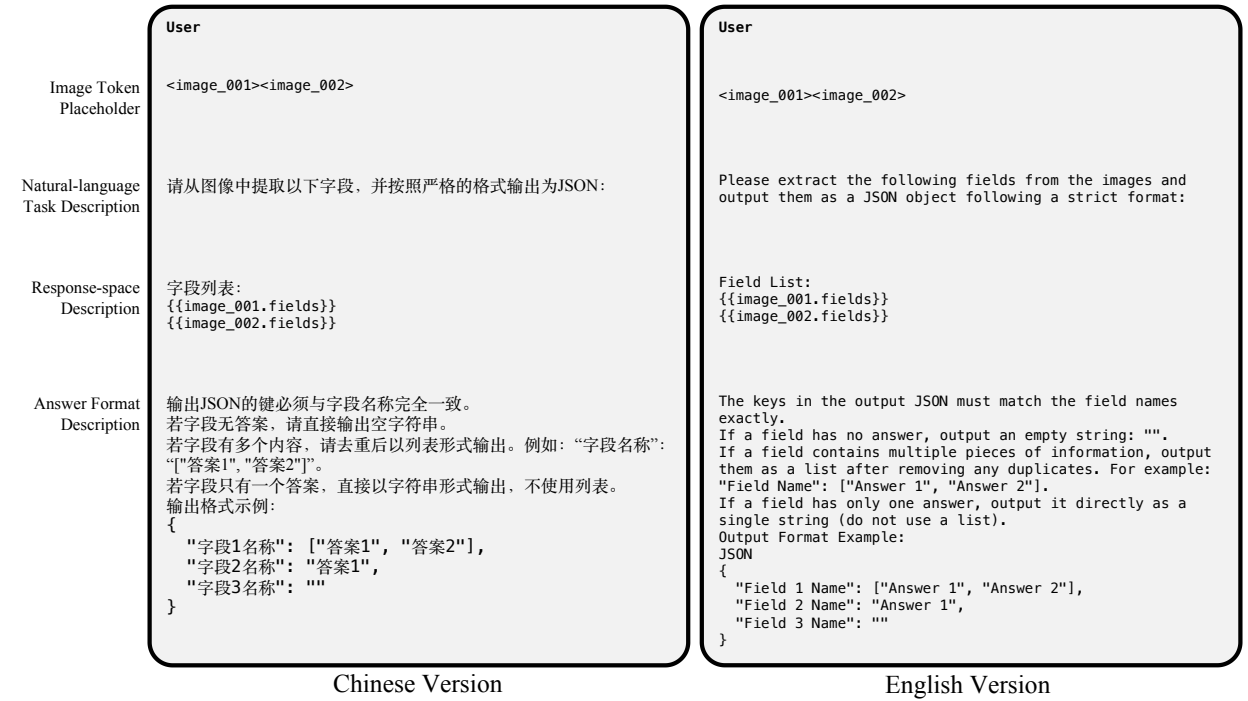


Figure 5: Example test prompt generating template. Variables in "{{ }}" will be rendered with actual field strings (e.g. "ID number", "Issued by", "Payment value", etc.).

4.3.1 Credit-review Processes covered by FCMBench

All instructions are designed to reflect the real-world loan application and review steps. A typical credit review workflow may involve the following tasks:

Document collection: The applicant submits heterogeneous materials, e.g., *Identity Card*, *Household Register*, *Business License*, *Income Certificate*, *Bank Statement*, etc.

Completeness screening: Front-line staff or file uploading systems check which document types have been submitted and whether all mandatory types are present for a given product or policy.

Profile construction: Key fields such as name, ID number, address, income, property information, and loan terms are extracted and written into internal profile and application forms.

Cross-document consistency checks: Identities, addresses, account numbers, property identifiers, and transaction references are cross-checked across documents to detect mismatches or missing linkages.

Compliance checks: Issue dates, expiry dates, and format constraints are compared against internal policies.

Income rationality & risk assessment: Reported income and business conditions are assessed against tax records, bank statements, business turnover, and typical behavioral patterns to identify over-reporting, under-reporting, or suspicious cashflow.

The perception and reasoning tasks in FCMBench are explicitly mapped to these workflow items, so that each instruction corresponds to a concrete and traceable decision that credit review officers or systems make in practice.

4.3.2 Perception Task Design

Document Type Recognition (DTR) The DTR task aligns with *Completeness screening* process in the workflow. This task tests the model ability to identify which document categories appear in one or more images and optionally which required categories are missing. Prompt variants include single-image classification, multi-image aggregation, presence vs. absence screening, etc. Document types follow those described in Figure 1. An example prompt is given in Prompt 1.

Key Information Extraction (KIE) The KIE task aligns with *Profile construction*, and forms a basis of all following processes in the workflow. This task requires the model to extract key fields and their values from documents, and can also perform basic field-based filtering. Prompt variants include key-presence checking, value extraction, and conditional extraction. Ground-truth fields are aligned with the synthetic profile data in the document synthesis pipeline described in Figure 4. An example prompt is given in Prompt 2.

Image Quality Evaluation (IQE) In practice, during the *Document collection* process an image with low quality will be "desk-rejected". The IQE task identifies the dominant quality issue (or "no issue") per image, from a predefined vocabulary of document image quality variations, including *Off-axis Viewpoints*, *Uneven Illuminations*, *Specular Reflections*, *Out-of-focus*, *Small ROIs*, *Secondary Captures*, *Cluttered Backgrounds*, *Overlaid Watermarks*, and *Cropped Captures*. These labels mirror real-world rejection reasons during document collection process. See Prompt 3 for an example.

4.3.3 Reasoning Task Design

Consistency Checking (CC) This task is directly derived from the *Cross-document consistency checks* process. We design the prompts to verify whether multiple documents relate to the same person or case and whether cross-references are correctly linked. This includes identity consistency (e.g., *Identity Card* vs. *Household Register*), document-linkage (e.g., *Real Estate Information Inquiry Result* vs. *Real Estate Ownership Certificate*), and transaction-level reconciliation (e.g., *Transaction Receipt* vs. *Bank Statement*). See Prompt 4 for examples.

Validity Checking (VC) VC tasks are aligned with the *Compliance checks* process. They determine whether documents satisfy explicit policy rules. The VC prompts include date validation, authenticity checks, and format validation. An example prompt is in Prompt 5.

Numerical Calculation (NC) NC tasks require computing numeric quantities by aggregating or transforming values across one or more documents. Prompt variants include computing aggregation and totals, differences and comparisons, and derived indicators. This task is crucial in *Income rationality & risk assessment* and *Profile construction* processes, mimics the quantitative analysis performed when aggregating income or checking coverage of collateral. An example prompt is in Prompt 6.

Rationality Reviews (RR) RR tasks assess whether reported values across documents are mutually coherent and economically plausible, mimicking manual “sanity checks” performed by experienced credit officers in *Income rationality & risk assessment* process. Typical combinations include *Income Certificate + Tax Payment Certificate*, *Income Certificate + demographic or job profile stated in Loan Application Form*, and *Income Certificate + cashflow support like Bank Statement*. See Prompt 7 for an example prompt.

4.3.4 Robustness Integration

All tasks are instantiated on both normal and low-quality captures (off-axis viewpoints, uneven illumination, specular reflection, etc., see Table 3), inherited from the photo collection. In some low-quality captures, even humans may find it hard to complete the task. This may cause an overall underestimation of model performance in terms of the absolute values, but will serve a fair comparison across all models.

4.4 Evaluation Metric Design

To obtain a single, comparable score across heterogeneous tasks and output formats, we use a unified evaluation pipeline based on JSON parsing, loose matching, and hierarchical aggregation.

JSON-parsing Each model is instructed to answer in JSON format. Given a raw textual response, we scan the string, extract the largest well-formed JSON substring, and attempt to parse it as JSON.

Loose matching Many tasks involve nested JSON structures. we map each JSON object to a set of atomic items before computing metrics:

- For *dictionaries*, we recursively traverse all fields and propagate a hierarchical key prefix (e.g., "field.subfield").
- For *lists of lists* (e.g., rows in a table), we convert each inner list into a tuple, normalize each element, and treat the resulting row as a single set element associated with the common prefix.
- For *primitive values* (strings or numbers), we normalize by trimming whitespace, removing special brackets < >, and standardize the numbers (e.g., "12.0" and "12" are treated as equal) when applicable. Strings are further split on both Chinese and English commas, so that "A,B" and "A", "B" can be matched itemwise. For Numerical Calculation tasks of small numbers, the numbers are considered equal if they differ by less than 2 to accommodate the rounding convention of different models.

Formally, this flattening procedure yields a set $S = \{(k_i, v_i)\}_i$ where each element encodes a key prefix and an atomic value (or tuple). Matching is performed at the level of these pairs and is inherently order-invariant.

Given flattened sets S_{pred} and S_{gt} , we compute set-based precision, recall, and F1:

$$P = \frac{|S_{\text{pred}} \cap S_{\text{gt}}|}{|S_{\text{pred}}|}, \quad R = \frac{|S_{\text{pred}} \cap S_{\text{gt}}|}{|S_{\text{gt}}|}, \quad F1 = \frac{2 \cdot P \cdot R}{P + R}.$$

If the ground truth set is empty, we treat the case $S_{\text{pred}} = \emptyset$ as perfectly correct ($F1 = 1$), and over-prediction as fully incorrect ($F1 = 0$). We report F1 as a percentage (0–100).

Hierarchical aggregation Our benchmark contains multiple prompt templates per task as described in section 4.3. We aggregate F1 metrics in three stages:

1. Instance level: For each instance (prompt-answer pair), we compute its F1 value as above. For an instance where the answer is a multi-valued dictionary or list (e.g. KIE task), the F1 score of this instance is a floating point number between 0.0 and 1.0. For an instance where the answer is a simple string or a choice, the F1 score of this instance degenerates to 1 or 0 (hit or miss).

2. Subtask level: Instances in the same fine-grained subtasks (i.e., same instruction design with different input images) are grouped together to get a per-subtask score.
3. Task level: For each of the seven tasks, we compute the macro-average across subtasks, yielding the per-task scores reported in Table 5 (e.g., DTR, KIE, NC).

This metric design has two advantages. First, it allows us to handle diverse output formats (single labels, lists, tables, numeric answers) within a single, principled metric framework, so that we can aggregate and compare the overall performance of different models on various tasks. Second, by macro-averaging across prompt templates and sub-tasks, it prevents any single, easy pattern from dominating the final score, and instead emphasizes stable performance across the full spectrum of credit-document skills.

For robustness challenges, the scores are aggregated in the same manner described above, except that for each challenge the score is grouped on the instances with corresponding image artifacts.

5 Experiments

5.1 Experimental Setup

We have selected state-of-the-art (SOTA) vision-language models (VLMs) released in 2025 from 14 top AI companies and research institutes, covering both commercial models and open-source models of various sizes. Specifically, as DeepSeek-OCR is only capable of performing certain perception tasks, we run DeepSeek-OCR and feed its extracted text into DeepSeek V3.2 to ensure a fair comparison with other VLMs. Additionally, Qwen3-VL and InternVL are series models with parameter scales ranging from 8B to over 200B; therefore, a total of 23 SOTA models are involved in the evaluation process of this paper. A detailed list is in Table 4.

Reasoning effort settings In a typical online credit approval pipeline, the effective time window available for VLM inference is usually limited to only a few tens of seconds, which constrains the practical use of heavy chain-of-thought or long "thinking" models. Consequently, in our testing setup, we prefer to adopt "Instruct" variants of a model when available, or configure models with explicit reasoning controls to the lowest-effort settings (e.g., setting the "reasoning effort" to *none* or *minimum*). This configuration is intended to approximate realistic low-latency deployment conditions in online credit scenarios, and our evaluation therefore focuses on how well these models support financial document information extraction and compliance checking under strict time constraints, rather than on their theoretical upper-bound performance with unrestricted chain-of-thought reasoning. See Table 4 for each model’s reasoning mode configuration.

Other settings Commercial models and models over 300B are accessed through openrouter.ai. In each prompt message the temperature is set to 0.01, the images are of original resolution, and other parameters are left as default. Others models are deployed separately on Aliyun PAI (NVIDIA H20 GPUs, 141GB HBM3) using the ms-swift framework [18]. For reproducibility and memory limitations, the parameters are set as `topk = 1`, `top_p = 0.001`, `temperature = 0`, `max_new_tokens = 1024`, `max_model_len = 31744`, and each image is resized to around 6M pixels. All models are evaluated with the same prompt for the same testing sample.

5.2 Experimental Results and Analysis

In this section, we compare and analyze the performance of SOTA VLMs on the FCMBench benchmark from multiple dimensions, which demonstrates the effectiveness and scientificity of our proposed benchmark. As shown in Figure 6(a), the F1 scores of the tested models range from approximately 30 to 65, with an average F1 score of $45.9\% \pm 9.2\%$. This indicates that FCMBench is a challenging benchmark and can effectively distinguish performance differences among VLMs. Figure 6(b) illustrates that compared with normal capture conditions, all models have shown significant performance degradation under different types of robustness challenges. This result reveals that the designed robustness challenges in our benchmark can effectively evaluate the robustness of VLMs.

Figure 7 provides complementary evidence that FCMBench is both capability-sensitive and discriminative for modern VLMs. Figure 7(a) shows a clear sequence of state-of-the-art turnover, indicating that the benchmark is responsive to genuine model progress rather than saturating early. Figure 7(b) shows that while larger models tend to achieve higher scores, the relationship is not strictly monotonic: models of similar scale can differ substantially. This non-monotonicity makes the benchmark *diagnostic*: when a newer release at comparable size achieves a noticeable jump, the benchmark highlights the impact of better pretraining data, instruction tuning, or post-training alignment; conversely, when a larger model fails to outperform a smaller but stronger baseline, it points to bottlenecks such as OCR-style precision errors or

Table 4: Overview of selected SOTA VLMs

Model	Developer	Model Size*	Reasoning Mode**	Release Date	Deployment
Commercial Models					
Claude Opus 4.5 [19]	Anthropic	/	Think	Nov-25	API
Gemini 3 Pro [20]	Google DeepMind	/	Think	Nov-25	API
GPT 5.1/5.2 [21]	OpenAI	/	Think	Nov/Dec-25	API
Grok 4 [22]	xAI	/	Think	Jul-25	API
Open-Source VLMs					
Qwen3-VL Series[23]	Alibaba Cloud	8B – 235B/A22B	None	Oct-25	Local
LLaVA-OneVision-1.5 [24]	LMMS Lab	8B	None	Sep-25	Local
InternVL-3.5 Series[25]	Shanghai AI Lab	8B – 241B/A28B	None	Aug-25	Local
Ovis2.5 [26]	Alibaba (AIDC-AI)	9B	Off	Aug-25	Local
MiniCPM-V 4.5 [27]	ModelBest	8B	Think	Aug-25	Local
GLM-4.5V [28]	Zhipu AI	106B/A12B	Off	Jul-25	Local
Kimi-VL [29]	Moonshot AI	16B/A3B	None	Jun-25	Local
Llama-4-Maverick [30]	Meta AI	400B/A17B	Think	Apr-25	API
Phi-4-Multimodal [31]	Microsoft	6B	None	Feb-25	Local
Minimax-01 [32]	MiniMax AI	456B/A46B	None	Jan-25	API
Janus-Pro [33]	DeepSeek AI	7B	None	Jan-25	Local
OCR + LLM					
DeepSeek-OCR [34] + DeepSeek V3.2 [35]	DeepSeek AI	3B + 671B	None	Sep-25	Local + API

* "/": the total parameter count is not publicly disclosed. "xB - xxB": multiple released sizes within the same model family. "AxxB": active parameter counts in an Mixture-of-Experts model.

** Reasoning Mode denotes how we handle the model's chain-of-thought ability for testing. "None": the model does not explicitly support reasoning. "Off": the model accepts a switch variable to turn chain-of-thought off. "Think": the chain-of-thought behavior cannot be turned off, and the answer can be inspired by thinking.

insufficient domain coverage. In this sense, FCMBench supports not only leaderboard ranking, but also iterative model development by revealing where additional parameters stop translating into reliable credit-document understanding.

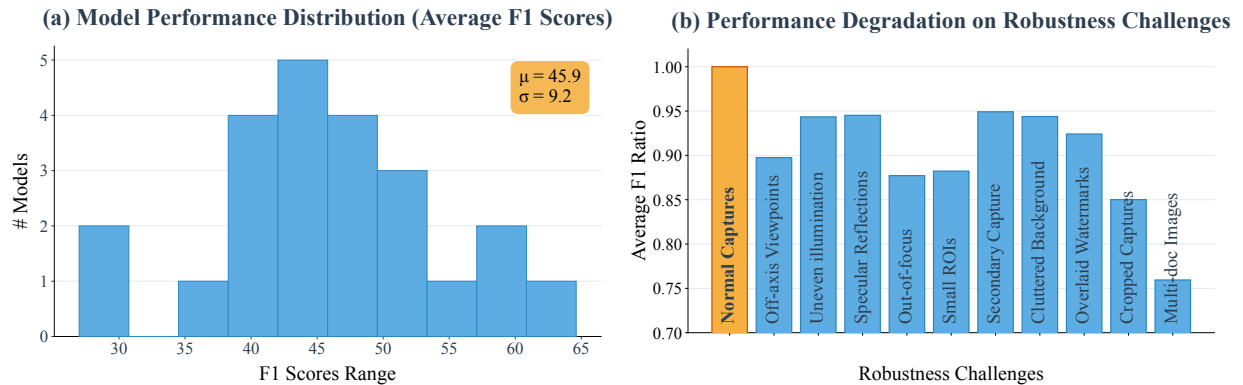


Figure 6: (a) The distribution of the F1 Scores among all tested models; (b) The performance of SOTA models degrades when confronting the challenges. The numerator of the *Average F1 Ratio* is the average F1 score of all SOTA models under different robustness challenges, while the denominator is the F1 score of these same models on normal captures. Thus, a value less than 1 indicates that the acquisition artifacts pose challenges to the models' robustness.

5.2.1 Overall Performance Comparison

Table 5 presents the detailed performance of VLMs on FCMBench. We also report the performance of our own vision-language model, named Qfin-VL-Instruct. The baseline model is trained on our in-house data and has a size of

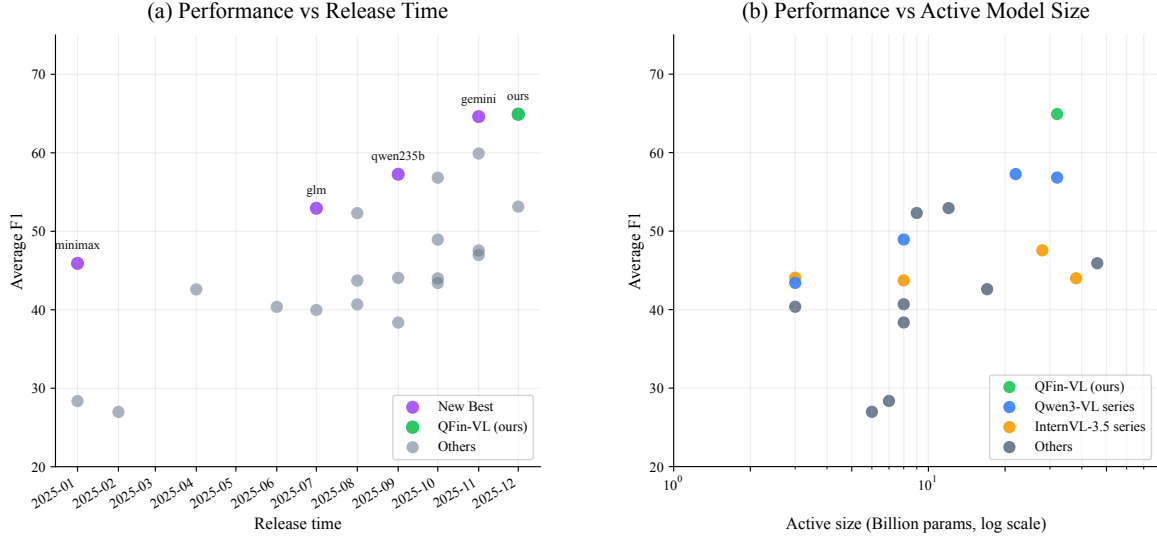


Figure 7: (a) Performance scores on our benchmark over release time of that model. A purple dot indicates the model is the best upon its release. (b) Model performance scores over various size. Qwen3-VL and InternVL-3.5 series are highlighted in blue and orange. Horizontal axis is log scale on active parameter counts (e.g. 3B if the model size is 30B/A3B)

32B. Currently, we are not ready to open-source the model due to safety and commercial concerns. Instead, we will provide a Gradio interface for public evaluation, and an open-source version of the model will be released in our future work.

Among commercial models, Gemini 3 Pro achieves the best average score (64.61), and leads in key reasoning tasks such as validity checking (VC = 89.11) and rationality review (RR = 69.90). Among open-source models, Qwen3-VL-235B and Qwen3-VL-32B are the strongest baselines (overall averages are 57.27 and 56.83). The OCR-dependent pipeline (DeepSeek-OCR + V3.2) underperforms end-to-end VLMs in general (overall = 36.59), highlighting the fragility of two-stage approaches. Our model achieves the best overall score (64.92), setting new highs on perception and hybrid reasoning tasks (DTR = 94.22, KIE = 45.38, IQE = 55.00, CC = 79.32), while still trailing Gemini 3 Pro on VC, NC, and RR.

5.2.2 Performance over Tasks

Perception Tasks Document Type Recognition (DTR) is comparatively easy: most strong VLMs exceed 70, and the best systems get over 90 (e.g., Gemini 3 Pro 90.66; Qwen3-VL-235B 92.35; ours 94.22). In contrast, Key Information Extraction (KIE) remains challenging even for frontier models, primarily because field-level exactness is required after normalization (Section 4.4), rather than semantic similarity used in other LLM evaluations. This strict criterion reflects real credit-review workflows where a single-digit error in an ID number, account, or amount is unacceptable. Under this setting, our model performance (45.38) substantially surpasses Gemini 3 Pro (35.46) and Qwen3-VL-235B (38.58), suggesting that there is still room for current best models to improve precise field-level extraction. For Image Quality Evaluation (IQE), most models cluster around 40, likely because model judgments of artifacts (e.g., uneven illumination vs. specular reflection) do not always align with human perceptions; this can also be improved through instruction tuning (ours 55.00 vs. 48.80 for Gemini 3 Pro).

Reasoning tasks CC, VC, NC, and RR involve numerical manipulation such as addition, comparison, and counting. Gemini 3 Pro and Claude Opus 4.5 are generally stronger than most open-source models on these tasks. However, the comparison is not completely fair because their reasoning mode cannot be fully disabled, whereas most open-source VLMs we choose are natively “instruct-only” (see Table 4). In this setting, validity checking (VC), numerical calculation (NC), and rationality review (RR) are tasks that Gemini 3 Pro has the largest margin (Gemini 3 Pro: VC = 89.11, NC = 52.36, RR = 69.90 vs. ours: VC = 76.73, NC = 50.64, RR = 53.14). By contrast, consistency check (CC) is no longer the dominant bottleneck: our model reaches the best CC scores (79.32), exceeding Gemini 3 Pro (66.00) and the strongest open-source baselines (Qwen3-VL-32B-Instruct), indicating that task-specific finetuning can substantially improve cross-document comparisons when paired with reliable value extraction.

Table 5: Model Performance by Task. The best results in the tasks are indicated in **bold**, and the second-best results are marked with an underline.

	Perception			Reasoning				Overall Average
	DTR	KIE	IQE	CC	VC	NC	RR	
Commercial Models								
Claude Opus 4.5	87.25	30.93	41.53	73.24	83.59	40.77	62.06	59.91
Gemini 3 Pro	90.66	35.46	48.80	66.00	89.11	52.36	69.90	64.61
GPT 5.1	73.94	21.38	39.60	47.40	67.61	33.60	45.32	46.98
GPT 5.2	72.19	25.70	43.80	70.82	70.42	39.44	49.60	53.14
Grok 4	50.85	15.41	36.00	41.36	65.42	25.09	45.71	39.98
Open-Source Models								
Qwen Series								
Qwen3-VL-8B-Instruct	67.69	33.12	40.00	61.94	52.40	35.63	51.76	48.93
Qwen3-VL-30B-A3B-Instruct	60.95	28.17	30.20	45.32	62.76	25.16	51.29	43.41
Qwen3-VL-32B-Instruct	78.48	33.28	46.40	77.20	70.95	37.82	53.66	56.83
Qwen3-VL-235B-A22B-Instruct	92.35	38.58	46.20	70.81	59.33	43.94	49.67	57.27
LLaVA-OneVision-1.5	39.53	21.14	27.60	38.62	50.94	44.17	46.56	38.37
InternVL Series								
InternVL-3.5-8B	61.53	22.08	28.80	55.45	68.64	23.00	46.56	43.72
InternVL-3.5-30B-A3B	61.36	21.21	34.80	50.83	66.42	24.14	49.67	44.06
InternVL-3.5-38B	77.21	22.63	36.40	40.86	58.24	27.60	45.06	44.00
InternVL-3.5-241B-A28B	72.76	23.77	34.20	53.63	65.82	36.15	46.56	47.56
Ovis2.5	77.50	24.13	41.40	66.02	67.02	31.04	59.06	52.31
MiniCPM-V 4.5	69.01	12.55	31.60	47.38	55.75	21.93	46.56	40.68
GLM-4.5V	75.10	29.61	35.00	68.55	74.45	43.55	44.29	52.94
Kimi-VL	51.09	26.29	26.20	50.42	61.21	20.79	46.56	40.37
Llama-4-Maverick	54.98	20.89	41.80	38.71	69.10	30.46	42.27	42.60
Phi-4-multimodal-instruct	17.36	13.59	9.20	38.85	37.66	24.73	47.48	26.98
MiniMax-VL-01	54.57	21.11	44.60	47.28	70.23	36.60	46.98	45.91
Janus-Pro	8.73	7.20	10.40	59.22	44.97	21.48	46.56	28.37
OCR + LLM								
DeepSeek-OCR + DeepSeek V3.2	48.61	20.97	12.20	31.98	45.67	45.47	51.21	36.59
Ours								
Qfin-VL-Instruct	94.22	45.38	55.00	79.32	76.73	50.64	53.14	64.92

Table 6: Completion length and generation latency statistics

Model	Reasoning Mode	Average F1 on Reasoning Tasks	Total Completion Tokens [*]			Generation Time (s) ^{**}		
			P50	P90	P95	P50	P90	P95
Gemini 3 Pro	Thinking	69.34	172	606	1084	/	/	/
Qwen3-VL-32B-Thinking	Thinking	61.58	404	1686	2827	11.68	34.99	49.50
Qfin-VL-Instruct	Instruct	64.96	17	101	186	5.58	14.32	17.98

^{*} Total completion tokens counts the number of tokens generated in the model output, including the "reasoning tokens". We report percentiles (P50 / P90 / P95) over all benchmark queries to capture both typical and tail generation lengths, since tail behavior often dominates production latency and throughput.

^{**} Generation time measures the elapsed clock time from the moment inference starts until generation finishes. For Gemini 3 Pro the per-request latency is not directly comparable due to opaque serving hardware and network overhead, hence reported as "/".

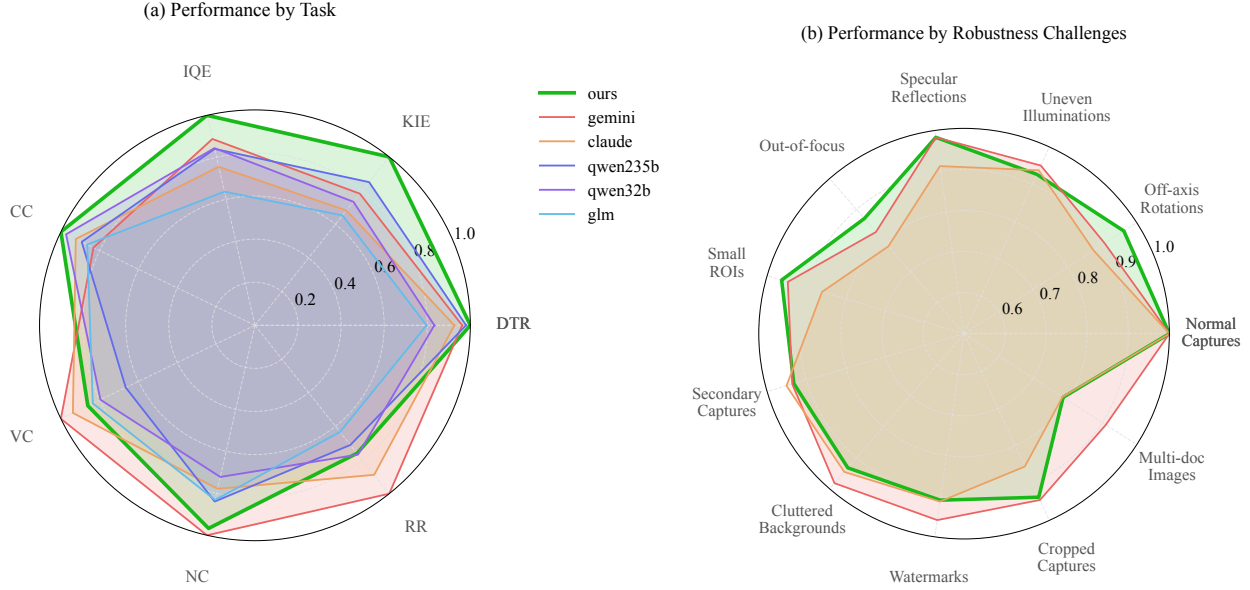


Figure 8: (a) Performance of best models by tasks. Scores are scaled so that the best model of each task is 1.0. (b) Performance degrades of best models on different challenges. Scores are scaled so that each model’s scores on Normal Captures are 1.0.

Overall, Qfin-VL-Instruct outperforms Gemini 3 Pro across all perception tasks, while trailing on most reasoning tasks—an expected outcome for an instruct-only model without explicit chain-of-thought generation. Nevertheless, we adopt an instruct model in our evaluation and deployment setting because online financial document review requires responses within a strict latency budget. Table 6 reports the distribution of completion lengths under our evaluation prompts. Relative to thinking models, instruct-mode inference is substantially more token-efficient: Qfin-VL-Instruct generates only 17/101/186 completion tokens at the P50/P90/P95 percentiles, compared with 172/606/1084 for Gemini 3 Pro and 404/1686/2827 for Qwen3-VL-32B-Thinking. Under the same local serving configuration (NVIDIA H20×2, model parallel), this reduction translates into markedly lower decoding latency; specifically, our model is approximately $2 - 3\times$ faster in generation time than Qwen3-VL-32B-Thinking, and is therefore substantially easier to satisfy the seconds-level latency requirements of online credit approval. Despite its shorter outputs, Qfin-VL-Instruct maintains competitive reasoning performance on our benchmark, suggesting that instruct-mode models can offer a more favorable accuracy–latency trade-off.

We note that for some images the acquisition artifacts (e.g., out-of-focus and specular reflection) are severe and the required fields are partially unreadable even to humans, while the ground truths are pre-generated without considering the artifacts. In these cases, absolute accuracy is bounded by the image quality rather than model capability. Therefore, we additionally report a relative performance of the models in Figure 8 (a). for each task we rescale model scores by the best-performing model on that task so that its score is 1.0. This visualization emphasizes how close each model is to the current best attainable performance under the same evaluation protocol.

5.2.3 Performance over Robustness Challenges

As mentioned above, Figure 6 (b) reports the *relative* average performance across all tested models, where the score is normalized by the “Normal Captures” condition (ratio = 1.0). Figure 8 (b) further compares the three strongest systems (ours, Claude Opus 4.5, and Gemini 3 Pro) on the same challenge set.

Two observations are consistent across both views. First, different models exhibit a highly similar degradation trend when facing image artifacts: performance is most sensitive to geometric/visibility failures that directly remove or shrink usable evidence (e.g., multi-document images, cropped captures, out-of-focus, and off-axis viewpoints), while photometric artifacts (e.g., uneven illumination and specular reflections) tend to cause comparatively smaller but still non-negligible drops in aggregate. This suggests that robustness in credit-document understanding is dominated by whether the model can reliably see the required fields (region coverage, legibility, and scale), rather than by semantic understanding alone.

Second, high-performing models are not inherently robust. The radar plot shows that even the best systems remain vulnerable to specific artifacts, and their margins can shrink substantially under the hardest conditions. In practice, this means that headline benchmark accuracy under clean captures can overestimate real-world reliability: a model that performs strongly overall may still fail systematically for certain acquisition patterns (e.g., partial crops, multi-doc compositions, or severe blur), which are common in user uploads and field collection.

These findings motivate robustness as a first-class pre-deployment requirement for business settings. Before integrating VLMs into credit workflows, developers should explicitly evaluate robustness on representative capture noise and enforce mitigation strategies such as capture-side guidelines (re-capture prompts, multi-view collection), automated quality gates (blur/ROI/crop/multi-doc detection), and targeted data augmentation or finetuning on the failure modes that dominate degradation.

6 Discussion

FCMBench is, to the best of our knowledge, the first large-scale multimodal benchmark tailored to credit-risk workflows. By grounding evaluation in real certificate photos and end-to-end multimodal tasks, it provides a practical testbed for assessing model robustness under acquisition artifacts and business-driven information needs. At the same time, this release reflects deliberate design choices and several limitations that should be considered when interpreting the results.

Scope and coverage The current certificate type and template coverage remains incomplete. FCMBench in this version primarily targets photographs of physical certificates, while real-world credit submissions frequently include alternative formats such as mobile banking screenshots, scanned copies, digital certificates, and even short videos. In addition, the benchmark currently contains 18 certificate categories with 44 templates; broader coverage is needed to better represent the diversity of documents encountered in credit applications.

Modality and language limitations The benchmark is currently Chinese-only. This setting matches many Chinese domestic credit workflows, but it limits evaluation for cross-border applications where English (and other languages) income proofs and supporting documents are common. Moreover, non-image modalities (pure text, audio, and video) are not yet included, which constrains evaluation of end-to-end, multi-channel customer submissions.

Task diversity The tasks covered in this release represent only some of the core procedures in credit review process. Other important tasks such as image grounding (localizing evidence for a decision) and tampering detection are not yet covered.

Robustness diversity Real user uploads exhibit a wider range of interference factors than we currently cover. While this release includes representative acquisition artifacts, the overall robustness challenge space is far from exhaustive and should be continuously expanded. For example, the current release does not include handwritten documents, which are still common in 2025.

Reasoning and prompting considerations Two methodological aspects warrant additional study. First, we have not yet conducted a systematic comparison between models with and without explicit chain-of-thought/thinking in terms of both accuracy and latency. In many back-office risk-control scenarios where strict real-time constraints are relaxed, higher-accuracy thinking models may be practically valuable; however, this trade-off needs quantified evidence. Second, prompts in this version are intentionally concise, aiming to reflect the prompt design capability of non-technical business operators. This choice improves realism but may underestimate the model performance under richer prompting strategies such as in-context learning.

Overall, these extensions aim to evolve FCMBench from a strong first-release benchmark into a more comprehensive, continuously updated evaluation suite that better reflects the diversity, complexity, and security requirements of modern credit-risk workflows.

7 Conclusion

This paper presents the first and largest multimodal benchmark tailored for financial credit review named FCMBench. By manually constructing compliant data (covering 18 certificate types with 4,043 images and 8,446 QA pairs), innovating a *Perception-Reasoning-Robustness* evaluation system, and open-sourcing the dataset and evaluation code, FCMBench fills a gap of domain-specific multimodal benchmarks in the credit field. The current version of FCMBench still leaves room for optimization as listed in the *Discussion* Section. We will continue updating this benchmark to

facilitate collaborative innovation between academia and industry, and accelerate the development of reliable credit AI systems.

8 Acknowledgments

The authors would like to thank Didi Hu, Yaoxuan Wang, Huifang Du, Mengyuan Liu, Runze Cui, Mengjie Li, and other colleagues at Qfin Tech Inc. for their valuable assistance and insightful inspiration during the development of this benchmark.

References

- [1] Lin Chen, Jinsong Li, Xiaoyi Dong, Pan Zhang, Yuhang Zang, Zehui Chen, Haodong Duan, Jiaqi Wang, Yu Qiao, Dahua Lin, et al. Are we on the right way for evaluating large vision-language models? *arXiv preprint arXiv:2403.20330*, 2024.
- [2] Chaoyou Fu, Peixian Chen, Yunhang Shen, Yulei Qin, Mengdan Zhang, Xu Lin, Jinrui Yang, Xiewu Zheng, Ke Li, Xing Sun, Yunsheng Wu, Rongrong Ji, Caifeng Shan, and Ran He. Mme: A comprehensive evaluation benchmark for multimodal large language models, 2025.
- [3] Yuan Liu, Haodong Duan, Yuanhan Zhang, Bo Li, Songyang Zhang, Wangbo Zhao, Yike Yuan, Jiaqi Wang, Conghui He, Ziwei Liu, et al. Mmbench: Is your multi-modal model an all-around player? In *European conference on computer vision*, pages 216–233. Springer, 2024.
- [4] Liyan Tang, Grace Kim, Xinyu Zhao, Thom Lake, Wenxuan Ding, Fangcong Yin, Prasann Singhal, Manya Wadhwa, Zeyu Leo Liu, Zayne Sprague, Ramya Namuduri, Bodun Hu, Juan Diego Rodriguez, Puyuan Peng, and Greg Durrett. Chartmuseum: Testing visual reasoning capabilities of large vision-language models, 2025.
- [5] Ahmed Masry, Mohammed Saidul Islam, Mahir Ahmed, Aayush Bajaj, Firoz Kabir, Aaryaman Kartha, Md Tahmid Rahman Laskar, Mizanur Rahman, Shadikur Rahman, Mehrad Shahmohammadi, Megh Thakkar, Md Rizwan Parvez, Enamul Hoque, and Shafiq Joty. Chartqapro: A more diverse and challenging benchmark for chart question answering, 2025.
- [6] Fengbin Zhu, Ziyang Liu, Xiang Yao Ng, Haohui Wu, Wenjie Wang, Fuli Feng, Chao Wang, Huanbo Luan, and Tat Seng Chua. Mmdocbench: Benchmarking large vision-language models for fine-grained visual document understanding, 2024.
- [7] Jiangtong Li, Yiyun Zhu, Dawei Cheng, Zhijun Ding, and Changjun Jiang. Cfbenchmark-mm: Chinese financial assistant benchmark for multimodal large language model, 2025.
- [8] Zhaowei Liu, Xin Guo, Haotian Xia, Lingfeng Zeng, Fangqi Lou, Jinyi Niu, Mengping Li, Qi Qi, Jiahuan Li, Wei Zhang, Yinglong Wang, Weige Cai, Weining Shen, and Liwen Zhang. Visfineval: A scenario-driven chinese multimodal benchmark for holistic financial understanding, 2025.
- [9] An-Lan Wang, Jingqun Tang, Liao Lei, Hao Feng, Qi Liu, Xiang Fei, Jinghui Lu, Han Wang, Weiwei Liu, Hao Liu, Yuliang Liu, Xiang Bai, and Can Huang. Wilddoc: How far are we from achieving comprehensive and robust document understanding in the wild?, 2025.
- [10] Xiang Yue, Yuansheng Ni, Kai Zhang, Tianyu Zheng, Ruoqi Liu, Ge Zhang, Samuel Stevens, Dongfu Jiang, Weiming Ren, Yuxuan Sun, Cong Wei, Botao Yu, Ruibin Yuan, Renliang Sun, Ming Yin, Boyuan Zheng, Zhenzhu Yang, Yibo Liu, Wenhao Huang, Huan Sun, Yu Su, and Wenhui Chen. Mmmu: A massive multi-discipline multimodal understanding and reasoning benchmark for expert agi, 2024.
- [11] Xiang Yue, Tianyu Zheng, Yuansheng Ni, Yubo Wang, Kai Zhang, Shengbang Tong, Yuxuan Sun, Botao Yu, Ge Zhang, Huan Sun, Yu Su, Wenhui Chen, and Graham Neubig. Mmmu-pro: A more robust multi-discipline multimodal understanding benchmark, 2025.
- [12] Yuliang Liu, Zhang Li, Mingxin Huang, Biao Yang, Wenwen Yu, Chunyuan Li, Xu-Cheng Yin, Cheng-Lin Liu, Lianwen Jin, and Xiang Bai. Ocrbench: on the hidden mystery of ocr in large multimodal models. *Science China Information Sciences*, 67(12), December 2024.
- [13] Ahmed Masry, Do Long, Jia Qing Tan, Shafiq Joty, and Enamul Hoque. ChartQA: A benchmark for question answering about charts with visual and logical reasoning. In *Findings of the Association for Computational Linguistics: ACL 2022*, pages 2263–2279, Dublin, Ireland, May 2022. Association for Computational Linguistics.
- [14] Junyu Luo, Zhizhuo Kou, Liming Yang, Xiao Luo, Jinsheng Huang, Zhiping Xiao, Jingshu Peng, Chengzhong Liu, Jiaming Ji, Xuanzhe Liu, Sirui Han, Ming Zhang, and Yike Guo. Finmme: Benchmark dataset for financial multi-modal reasoning evaluation, 2025.

- [15] Shuangyan Deng, Haizhou Peng, Jiachen Xu, Rui Mao, Ciprian Doru Giurcăneanu, and Jiamou Liu. Finmr: A knowledge-intensive multimodal benchmark for advanced financial reasoning, 2025.
- [16] Xueqing Peng, Lingfei Qian, Yan Wang, Ruoyu Xiang, Yueru He, Yang Ren, Mingyang Jiang, Vincent Jim Zhang, Yuqing Guo, Jeff Zhao, Huan He, Yi Han, Yun Feng, Yuechen Jiang, Yupeng Cao, Haohang Li, Yangyang Yu, Xiaoyu Wang, Penglei Gao, Shengyuan Lin, Keyi Wang, Shanshan Yang, Yilun Zhao, Zhiwei Liu, Peng Lu, Jerry Huang, Suyuchen Wang, Triantafillos Papadopoulos, Polydoros Giannouris, Efstathia Soufleri, Nuo Chen, Zhiyang Deng, Heming Fu, Yijia Zhao, Mingquan Lin, Meikang Qiu, Kaleb E Smith, Arman Cohan, Xiao-Yang Liu, Jimin Huang, Guojun Xiong, Alejandro Lopez-Lira, Xi Chen, Junichi Tsujii, Jian-Yun Nie, Sophia Ananiadou, and Qianqian Xie. Multifinben: Benchmarking large language models for multilingual and multimodal financial application, 2025.
- [17] Xiao-Yang Liu Yanglet, Yupeng Cao, and Li Deng. Multimodal financial foundation models (mffms): Progress, prospects, and challenges, 2025.
- [18] Yuze Zhao, Jintao Huang, Jinghan Hu, Xingjun Wang, Yunlin Mao, Daoze Zhang, Zeyinzi Jiang, Zhikai Wu, Baole Ai, Ang Wang, Wenmeng Zhou, and Yingda Chen. Swift:a scalable lightweight infrastructure for fine-tuning, 2024.
- [19] Anthropic. Claude-opus-4.5. <https://www.anthropic.com/news/claude-opus-4-5>, 2025. Accessed: 2025-11-24.
- [20] Google. Gemini 3 pro. <https://aistudio.google.com/models/gemini-3>, 2025. Accessed: 2025-11-18.
- [21] OpenAI. Gpt-5.1. <https://openai.com/index/gpt-5-1/>, 2025. Accessed: 2025-11-12.
- [22] xAI. Grok 4. <https://x.ai/news/grok-4/>, 2025. Accessed: 2025-07-09.
- [23] Shuai Bai, Yuxuan Cai, Ruizhe Chen, Keqin Chen, Xionghui Chen, Zesen Cheng, Lianghao Deng, Wei Ding, Chang Gao, Chunjiang Ge, et al. Qwen3-vl technical report. *arXiv preprint arXiv:2511.21631*, 2025.
- [24] Xiang An, Yin Xie, Kaicheng Yang, Wenkang Zhang, Xiuwei Zhao, Zheng Cheng, et al. Llava-onevision-1.5: Fully open framework for democratized multimodal training. In *arXiv*, 2025.
- [25] Weiyun Wang, Zhangwei Gao, Lixin Gu, Hengjun Pu, Long Cui, Xingguang Wei, Zhaoyang Liu, Linglin Jing, Shenglong Ye, et al. Internvl3.5: Advancing open-source multimodal models in versatility, reasoning, and efficiency. *arXiv preprint arXiv:2508.18265*, 2025.
- [26] Shiyin Lu, Yang Li, Yu Xia, Yuwei Hu, Shanshan Zhao, Yanqing Ma, Zhichao Wei, Yinglun Li, et al. Ovis2.5 technical report, 2025.
- [27] Tianyu Yu, Zefan Wang, Chongyi Wang, Fuwei Huang, et al. Minicpm-v 4.5: Cooking efficient mllms via architecture, data, and training recipe, 2025.
- [28] V Team, Wenyi Hong, Wenmeng Yu, Xiaotao Gu, et al. Glm-4.5v and glm-4.1v-thinking, 2025.
- [29] Kimi Team, Angang Du, Bohong Yin, Bowei Xing, Bowen Qu, Bowen Wang, et al. Kimi-vl technical report, 2025.
- [30] Meta AI. The llama 4 herd. <https://ai.meta.com/blog/llama-4-multimodal-intelligence/>, 2025. Accessed: 2025-04-05.
- [31] Microsoft, Abdelrahman Abouelenin, Atabak Ashfaq, Adam Atkinson, et al. Phi-4-mini technical report: Compact yet powerful multimodal language models, 2025.
- [32] MiniMax, Aonian Li, Bangwei Gong, Bo Yang, Boji Shan, et al. Minimax-01: Scaling foundation models with lightning attention, 2025.
- [33] Xiaokang Chen, Zhiyu Wu, Xingchao Liu, Zizheng Pan, Wen Liu, Zhenda Xie, Xingkai Yu, and Chong Ruan. Janus-pro: Unified multimodal understanding and generation, 2025.
- [34] Haoran Wei, Yaofeng Sun, and Yukun Li. Deepseek-ocr: Contexts optical compression. *arXiv preprint arXiv:2510.18234*, 2025.
- [35] DeepSeek-AI et al. Deepseek-v3.2: Pushing the frontier of open large language models, 2025.

A Appendix

A.1 Prompt Template for Task Design

User

<image_uri_1: {{character_name}}/{{document_type}}/{{robustness_challenge}}>

<image_uri_2: {{character_name}}/{{document_type}}/{{robustness_challenge}}>

分析提供的图片，判断图中包含了哪些文档类型，仅输出在图片画面内完整显示的文档。一张图片中可能同时包含多种文档，请不要遗漏。

文档类别选项如下（从中选择一个或多个）：

{{document_types}}

输出格式（必须严格符合）：

若图片中只包含一种类型文档，按示例格式输出，例如：{"answer": ["身份证（国徽面）"]}

若图片中包含多种类型文档，也按示例格式输出，例如：{"answer": ["身份证（国徽面）", "户口本（本人页）"]}

若图片中不包含以上任何一种文档，请输出：{"answer": [""]}

只输出 JSON，不要输出其他多余文字或解释。

Assistant

{"answer": ["身份证（国徽面）"]}

Prompt 1: Example prompt of DTR.

User

<image_uri: {{character_name}}/{{document_type}}/{{robustness_challenge}}>

请从图像中提取以下字段，并按照严格的格式输出为JSON：

字段列表：

{{current_document.fields}}

硬性要求：

输出JSON的键必须与字段名称完全一致。

若字段无答案，请直接输出空字符串。

若字段有多个内容，请去重后以列表形式输出。例如：“字段名称”：“["答案1", "答案2"]”。

若字段只有一个答案，直接以字符串形式输出，不使用列表。

输出格式示例：

```
{
  "字段1名称": ["答案1", "答案2"],
  "字段2名称": "答案1",
  "字段3名称": ""
}
```

Assistant

{"answer": {"发卡行名称": "雨墨恒昌银行", "有效期": "05/31", "卡号": "9119952178347937"}}

Prompt 2: Example prompt of KIE.

User

<image_uri: {{character_name}}/{{document_type}}/{{robustness_challenge}}>

请分析所提供的图片，并判断图像中最主要的图像质量瑕疵类型（只能选择一个）。

图像质量类别选项如下：

{{image_quality_artifacts}}

任务要求：

- 请从以上类别中，选择**最主要、最明显**的图像质量类型（只能选一个）。
- 输出必须是一个 JSON，格式如下：
{"answer": "模糊"}
- answer 的值必须是上方列表中的一个字符串。

Assistant

{"answer": ["Uneven Illuminations"]}

Prompt 3: Example prompt of IQE.

User

<image_uri: {{character_name}}/身份证（人像面）/{{robustness_challenge}}>

<image_uri: {{character_name}}/贷款结清证明/{{robustness_challenge}}>

<image_uri: {{character_name}}/社会保险参保证明/{{robustness_challenge}}>

<image_uri: {{character_name}}/收入证明/{{robustness_challenge}}>

已知第1张图片为目标用户的身份证（人像面）。用户还提交了贷款结清证明、社会保险参保证明、个人所得税完税证明，其中可能混入他人的材料。

请判断第2-4张图片中哪些类型不是目标用户的，如全部属于目标用户则输出空列表。

只输出 JSON，不要输出其他多余文字或解释。

输出格式：

{"answer": ["类型1", "类型2"]}

Assistant

{"answer": ["社会保险参保证明"]}

Prompt 4: Example prompt of CC.

User

<image_uri: {{character_name}}/收入证明/{{robustness_challenge}}>

收入证明中的员工身份证号是否为16位数字？用“是”或“否”回答。

只输出 JSON，不要输出其他多余文字或解释。

输出格式：

{"answer": "是"}

Assistant

{"answer": ["否"]}

Prompt 5: Example prompt of VC.

User

<image_uri_1: {{character_name}}/个人贷款调查报告/{{robustness_challenge}}>

<image_uri_2: {{character_name}}/收入证明/{{robustness_challenge}}>

个人贷款调查报告中的借款人月收入与收入证明中的月均收入差的绝对值为多少？精确到整数。

输出格式（必须严格符合）：

{"answer": ["10000"]}

Assistant

{"answer": ["15000"]}

Prompt 6: Example prompt of NC.

User

<image_uri: {{character_name}}/收入证明/{{robustness_challenge}}>

<image_uri: {{character_name}}/个人所得税完税证明/{{robustness_challenge}}>

贷款人提交了收入证明和个人所得税完税证明，请根据缴税情况判断此贷款人的收入是否合理：年收入低于100000时，缴税占比应低于20%；年收入高于100000时，缴税占比应高于10%。用“合理”或“不合理”回答。

只输出 JSON，不要输出其他多余文字或解释。

输出格式：

{"answer": "合理"}

Assistant

{"answer": ["不合理"]}

Prompt 7: Example prompt of RR.