

## LETTER

# Self-supervised Neural Architecture Search for Multimodal Deep Neural Networks

Shota SUZUKI<sup>†</sup>, *Nonmember* and Satoshi ONO<sup>†</sup>, *Member*

**SUMMARY** Neural architecture search (NAS), which automates the architectural design process of deep neural networks (DNN), has attracted increasing attention. Multimodal DNNs that necessitate feature fusion from multiple modalities benefit from NAS due to their structural complexity; however, constructing an architecture for multimodal DNNs through NAS requires a substantial amount of labeled training data. Thus, this paper proposes a self-supervised learning (SSL) method for architecture search of multimodal DNNs. The proposed method applies SSL comprehensively for both the architecture search and model pretraining processes. Experimental results demonstrated that the proposed method successfully designed architectures for DNNs from unlabeled training data.

**key words:** self-supervised neural architecture search, multimodal neural network, contrastive learning, differential architecture search

## 1. Introduction

With the ongoing advancements in computational performance, a significant progression has been realized toward the enlargement of deep neural networks (DNNs), and it is increasingly common to utilize neural architecture search (NAS) to design their network structures, as evidenced by the design approach utilized for EfficientNet [1]. Recently, the practical applications of multimodal DNNs, which combine distinct modalities, e.g., text, image, and sound, have progressed. This integration of various modalities promises enhanced performance; however, it also necessitates the design of network structures tailored to the specific features of the target data and tasks because a suitable network configuration differs among distinct tasks. Thus, there is an increasing expectation for the potential of NAS to identify optimal architectures in multimodal DNNs, with research efforts being pursued vigorously [2, 3].

Concurrently, there is increasing interest in self-supervised Learning (SSL) for representation learning. In particular, contrastive learning (CL), which leverages the similarities between samples to facilitate learning in latent spaces, has been employed in numerous tasks due to its methodological simplicity and impressive downstream task performance (beginning with image classification [4, 5]). Despite ongoing research on the integration of SSL with NAS, to the best of our knowledge, few studies have attempted to apply SSL to NAS in the multimodal DNN context.

Manuscript received January 1, 2015.

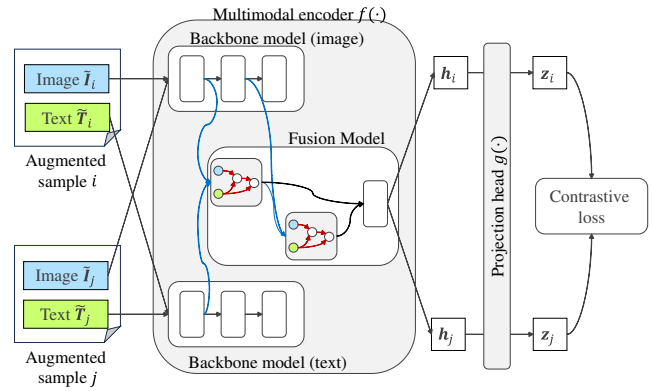
Manuscript revised January 1, 2015.

<sup>†</sup>The author is with the Graduate School of Science and Engineering, Kagoshima University, Korimoto 1-21-40, Kagoshima, 890-0065 Japan.

DOI: 10.1587/transinf.E0.D.1

**Table 1** Relationship between the previous and proposed methods.

	Unimodal	Multimodal
Supervised learning	DARTS [7]	BM-NAS [6]
Self-supervised learning	SSNAS [9]	Proposed method



**Fig. 1** Network structure and contrastive learning processes of the proposed method.

Thus, this paper proposes a NAS method for multimodal DNNs, which employs an SSL approach to explore the fusion model structure and the critical points of modality integration. The proposed method builds upon the bilevel multimodal NAS (BM-NAS) [6], which relies on a gradient-based approach [7], and it incorporates SimCLR to perform the architecture search without labeled training data. The proposed method was evaluated experimentally on the MM-IMDB dataset [8], and the results demonstrated that, using unlabeled training data, the proposed method can construct network architectures that are comparable to those discovered by conventional methods using labeled training data.

## 2. Related work

Numerous studies have investigated NAS, with more recent studies exploring the introduction of gradient-based optimization strategies, e.g., DARTS [7]. This has made it possible to search for structures in an efficient manner by converting the combinatorial search space into a continuous space, thereby enabling gradient utilization.

DARTS has also been applied to the exploration of multimodal DNN architectures [2, 3]. For example, BM-NAS proposed by Yin et al. [6] stands out for its innovative use of directed pretrained networks for each modality, exhibit-

ing distinct advantages in terms of search cost and designed model size.

As part of the ongoing innovations in the NAS field, the potential for SSL has also been investigated [10, 11]. A notable advancement in this area is self-supervised neural architecture search (SSNAS) [9], which achieves NAS through SSL by incorporating DARTS's search space into the SimCLR framework. SSNAS employs a methodology that, similar to SimCLR, computes loss by addressing a pretext task of predicting augmented views, and then it determines a network structure by optimizing weights using gradient methods, thereby mirroring the strategy utilized in DARTS.

### 3. Proposed method

#### 3.1 Key concept

The proposed method introduces SSL into the NAS of multimodal DNNs. A comparison of the proposed method and existing methods is given in Table 1. The proposed method builds on BM-NAS by adapting one-shot learning from DARTS to multimodal DNNs, and it incorporates architecture search leveraging SSL. Specifically, the proposed method employs the contrastive loss introduced by SimCLR for one-shot architecture search, thereby allowing for a search using only unlabeled training data.

#### 3.2 Network architecture

Fig. 1 shows that the proposed method, which follows BM-NAS's paradigm, explores the architectures of DNNs for multimodal data by merging backbone pretrained networks tailored to each modality. A multimodal encoder  $f(\cdot)$  comprises backbone models and a fusion model. During contrastive learning, a projection head  $g(\cdot)$  is attached to the encoder, while a classification layer is used during supervised learning.

Here, the search space of the proposed method comprises the fusion model, which is constructed from fusion cells that function to interconnect the different modalities. The architecture of the fusion model is determined by a hierarchical framework comprising an upper level, which constructs a directed acyclic graph made up of fusion cells and backbone networks, and a lower level that identifies the types of inner step nodes within the fusion cells and their linking ways. The connections determined at the upper and lower levels are shown as the blue and red lines in Fig. 1, respectively. The upper level addresses the issue of selecting features from the backbone networks and determining the global structure of the fusion model, and the lower level focuses on learning the connections between different modalities to create features by determining specific algorithms.

When searching a network architecture, fusion cell candidates comprising intermediate features from each modality's backbone network are input, and other fusion cells are output, both of which are weighted by the parameter  $\alpha$ . The internal structures of the fusion cells are determined by the

inner step nodes and their connections. The input candidates for an inner step node include the outputs from two input nodes and the other inner step nodes, which are combined by taking a weighted sum with weight parameter  $\beta$ . Here, each inner step node generates its output by applying a weight parameter  $\gamma$  to the outputs from five potential primitive operators. Then, the output of the fusion cell is formed by concatenating the outputs from all inner step nodes.

#### 3.3 Overview of architecture search

Model training in the proposed method comprises three main steps: (1) an architecture search step utilizing CL; (2) a representation learning step that continues to utilize CL after establishing the architecture; and (3) a classifier training step that uses a small amount of labeled data.

In step (1), guided by CL, the proposed method utilizes unlabeled training data to explore the architecture. This step is characterized by simultaneous learning of the network architecture and its weights, with the final structure determined by discarding the elements optimized to be of lesser significance.

After determining the architecture, the removal of network components leads to modifications in the outputs of the fusion cells and the inner step nodes. Thus, the proposed method mandates subsequent representation learning and supervised learning, i.e., steps (2) and (3), representing post-architecture finalization. Note that the proposed method operates under the condition that labeled data are exceedingly scarce; thus, it employs a pretraining strategy that utilizes unlabeled training data prior to engaging in supervised learning with a minimal amount of labeled data for the downstream task.

#### 3.4 Architecture search using CL

Distinct from both DARTS and BM-NAS, the proposed method employs CL for the architecture search by optimizing the weight parameters  $\alpha$ ,  $\beta$ , and  $\gamma$  attributed to the components of the network. During steps (1) and (2), the proposed method integrates a projection head, i.e., a multilayer perceptron (MLP) layer  $g(\cdot)$ , in the network rather than the final classification layer.

Fig. 2 shows the algorithm for architecture search with CL. The proposed method, which is designed for multimodal DNNs, involves selecting a suitable data augmentation method tailored to each modality by feeding the augmented data into the respective modality's backbone network. First, minibatch comprising  $N$  samples is selected, and for each instance  $\mathbf{x}_k = (\mathbf{I}_k, \mathbf{T}_k)$  in the minibatch, a random data augmentation operation is applied to each modality to generate augmented view sets  $(\tilde{\mathbf{I}}_i, \tilde{\mathbf{T}}_i)$  and  $(\tilde{\mathbf{I}}_j, \tilde{\mathbf{T}}_j)$ . For the image modality, an image  $\mathbf{I}_k$  in  $\mathbf{x}_k$  undergoes operations selected from available data augmentation techniques, e.g., cropping, flipping, color adjustments, blurring, and rotating, to produce augmented image views  $\tilde{\mathbf{I}}_{k,i}$  and  $\tilde{\mathbf{I}}_{k,j}$ . For the text modality, masking is applied to a text  $\mathbf{T}_k$  with a certain

**Table 2** Number of samples used in Experiment 1.

	Proposed method	BM-NAS
Architecture search	Unlabeled samples $18, 160 \times (1 - r)$	Labeled samples $18, 160 \times r$
Representation learning	Unlabeled samples $18, 160 \times (1 - r)$	—
Network weight training	Labeled samples $18, 160 \times r$	Labeled samples $18, 160 \times r$

probability to generate augmented text views  $\tilde{T}_{k,i}$  and  $\tilde{T}_{k,j}$ . Note that the data augmentation processes tailored to each modality create both positive and negative instances, which are essential for computing CL.

The augmented view sets are then applied to the network during the architecture search to obtain representation vectors  $\mathbf{h}_i$  and  $\mathbf{h}_j$ . These vectors are then input to the projection head  $g(\cdot)$ , thereby mapping them to multimodal feature spaces as  $\mathbf{z}_i$  and  $\mathbf{z}_j$ . Here, CL  $l(\mathbf{z}_i, \mathbf{z}_j)$  is calculated from  $\mathbf{z}_i$  and  $\mathbf{z}_j$ , as follows:

$$l(\mathbf{z}_i, \mathbf{z}_j) = -\log \frac{\exp(\text{sim}(\mathbf{z}_i, \mathbf{z}_j)/\tau)}{\sum_{k=1}^{2N} \mathbb{1}_{[k \neq i]} \exp(\text{sim}(\mathbf{z}_i, \mathbf{z}_k)/\tau)} \quad (1)$$

where  $\mathbb{1}_{[k \neq i]}$ ,  $\text{sim}(\cdot)$  and  $\tau$  denote the indicator function that returns 1 if and only if  $k \neq i$ , cosine similarity, and a temperature parameter, respectively. Previous studies have demonstrated empirically that preparing a separate space to apply CL (distinct from the encoder’s feature space) enhances the encoder’s performance when utilized in downstream tasks [4].

Based on the calculated loss, the proposed method alternates between updating the architecture-determining weight parameters  $\alpha$ ,  $\beta$ , and  $\gamma$ , and the operator-specific weight parameter  $\mathbf{w}$ . The updates for  $\alpha$ ,  $\beta$ , and  $\gamma$  leverage a validation dataset, and the updates for  $\mathbf{w}$  utilize a training dataset.

### 3.5 Representation and classifier learning after architecture determination

After finalizing the network architecture via the search method described in Sec. 3.4, the model with the obtained structure undergoes pretraining using the CL in the same manner employed in the architecture search step. Here, for each instance in the given batch, modality-specific random augmentations are applied to form augmented view sets. After these sets are input to the network, the weight  $\mathbf{w}$  are updated based on the obtained CL loss.

Finally, to facilitate application of the pretrained model to the downstream task, the classifier undergoes supervised training with a limited set of labeled data. In this step, the projection head  $g(\cdot)$  used during the CL steps is removed, and a classification layer is added to the network. The training data are input directly to the backbone network, and multiclass cross-entropy loss is employed.

## 4. Experimental evaluation

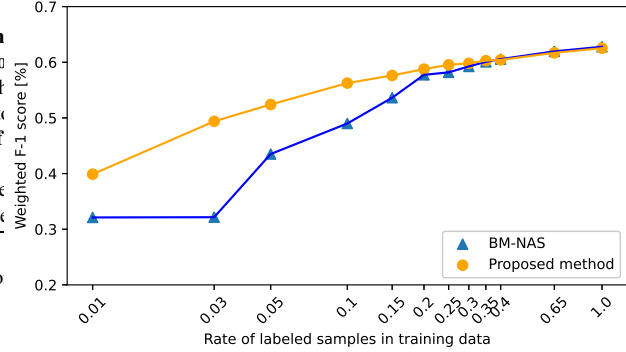
The effectiveness of the proposed method was evaluated ex-

### Algorithm 1 Algorithm of architecture search for multimodal DNNs using contrastive loss

```

1: Initialize  $\alpha, \beta, \gamma$  and  $\mathbf{w}$ 
2: for epoch  $< T_e$  do
3:   for phase  $\in \{\text{train, valid}\}$  do
4:     for sampled minibatch  $\{\mathbf{x}_k\}_{k=1}^{N_{\text{phase}}}$  do
5:       for all  $k \in \{1, \dots, N_{\text{phase}}\}$  do
6:         Generate augmented view sets  $\tilde{\mathbf{I}}_{\text{phase}, 2k-1}, \tilde{\mathbf{T}}_{\text{phase}, 2k-1},$ 
           $\tilde{\mathbf{I}}_{\text{phase}, 2k}$ , and  $\tilde{\mathbf{T}}_{\text{phase}, 2k}$  from  $\mathbf{I}_{\text{phase}, k}$  and  $\mathbf{T}_{\text{phase}, k}$ .
7:          $\mathbf{z}_{\text{phase}, 2k-1} = g(f(\tilde{\mathbf{I}}_{\text{phase}, 2k-1}, \tilde{\mathbf{T}}_{\text{phase}, 2k-1}))$ 
8:          $\mathbf{z}_{\text{phase}, 2k} = g(f(\tilde{\mathbf{I}}_{\text{phase}, 2k}, \tilde{\mathbf{T}}_{\text{phase}, 2k}))$ 
9:       end for
10:      for all  $i \in \{1, \dots, 2N_{\text{phase}}\}, j \in \{1, \dots, 2N_{\text{phase}}\}$  do
11:         $s_{i,j} = \mathbf{z}_{\text{phase}, i}^T \mathbf{z}_{\text{phase}, j} / (\|\mathbf{z}_{\text{phase}, i}\| \|\mathbf{z}_{\text{phase}, j}\|)$ 
12:      end for
13:      Define  $l(i, j)$  as  $l(i, j) = -\log \frac{\exp(s_{i,j})/\tau}{\sum_{k=1}^{2N_{\text{phase}}} \mathbb{1}_{[k \neq i]} \exp(s_{i,k})/\tau}$ 
14:       $L = \frac{1}{2N} \sum_{k=1}^N [l(2k-1, 2k) + l(2k, 2k-1)]$ 
15:    end for
16:    if phase = train then
17:      Update  $\mathbf{w}$  based on  $\nabla_{\mathbf{w}} L$ 
18:    else
19:      en
20:    end for
21:  end for
22:  if high St
23:    end if
24:  end if
25: end for
26: Derive the
27: return the

```

**Fig. 2** Algo loss.**Fig. 3** Comparison with the previous method.

perimentally on the MM-IMDB dataset [8], which was designed for a multilabel classification task to determine movie genres from images and textual information of movie posters. The dataset comprises 23 classes and includes class imbalance. In this evaluation, the maximum number of epochs  $T_e$  was set to 30. Here, the weighted F1-score, which is an evaluation metric that considers class imbalance, was considered in this experiment.

In Experiment 1, we compared the proposed method

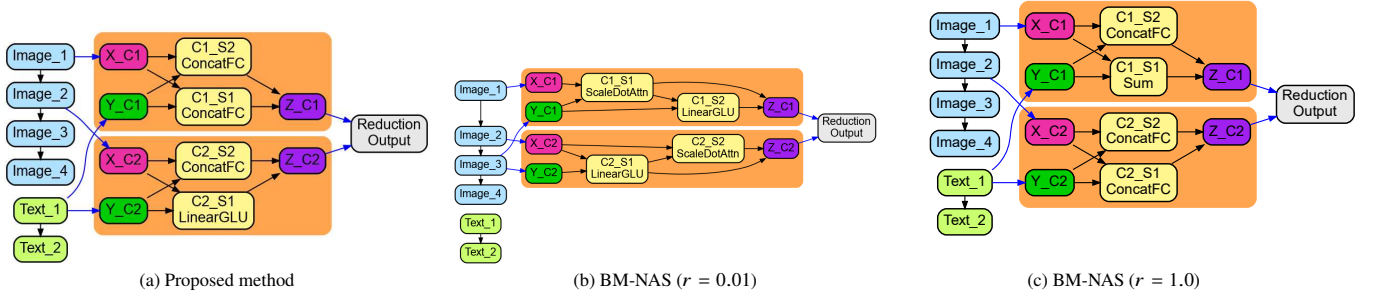


Fig. 4 Obtained network structures.

with the existing BM-NAS with only a limited amount of labeled training data. Here, the proportion of labeled samples is denoted as  $r$ , and the value of  $r$  varied from 0.01 to 1.0. Table 2 shows the number of samples used for training. For consistency, we adopted the same quantity of training samples as in the previous study [6]. The proposed method used  $18,160 \times (1 - r)$  unlabeled samples during both the architecture search and representation learning processes, i.e., steps (1) and (2), and it used  $18,160 \times r$  labeled samples during the training of the downstream task, i.e., step (3). In addition, BM-NAS used  $18,160 \times r$  labeled samples for both the architecture search and the model training process after the architecture was determined. Both the proposed method and BM-NAS employed the same pretrained backbone models, i.e., Maxout MLP [12] for text modality and VGG Transfer [13] for image modality. Despite their older architectures, these models were selected to enable a straightforward and fair comparison with BM-NAS and other multimodal DNNs on MM-IMDB dataset [6].

Fig. 3 shows the averages of the weighted F1-scores from 10 individual trials under each experimental condition. As can be seen, the score decreased for both methods when the number of labeled samples was reduced. However, it is evident that the proposed method achieved higher scores at lower levels of labeled samples  $r \leq 0.3$ , which confirms that the proposed method's use of unlabeled training data for architecture search and representation learning is effective.

Figs. 4(a) and (b) show examples of the architectures obtained using the proposed method and BM-NAS for  $r = 0.01$ , respectively. In addition, Fig. 4(c) shows an example discovered by BM-NAS when  $r = 1.0$ . The structures identified by the proposed method frequently included edges leading to the fusion cell from both the first and second layers of the image backbone network (i.e., Image\_1 and Image\_2), as well as the first layer of the text backbone (i.e., Text\_1). Furthermore, the inner step node frequently selected a concatenation layer that simply connects the inputs as a single output. Note that the structure shown in Fig. 4(c) follows this trend, which demonstrates that the proposed method can generate architectures that are similar to those produced by BM-NAS using a large amount of labeled data. Conversely, when the  $r$  value was low, BM-NAS frequently derived inappropriate structures that failed to utilize the text modality.

In Experiment 2, to assess the performance of the architecture discovered by the proposed method, we compared

Table 3 Experiment 2: Comparison on the designed network performance.

Methods	Approach	Weighted F1 [%] (standard error)
MFAS [2]	Supervised	62.50
BM-NAS [6]	Supervised	62.92 $\pm$ 0.03
Proposed method	Self-Supervised	62.46 $\pm$ 0.06

the discovered architecture with those identified using the existing methods MFAS [2] and BM-NAS [6]. Here, the proposed method conducted the architecture search using only unlabeled training data, without relying on any labeled data, while the compared methods utilized labeled data. After the architecture search, all the tested methods trained the obtained networks using the labeled data. In other words, after architecture determination, the proposed method did not engage in representation learning but optimized the weights  $w$  through supervised learning using an equivalent amount of labeled training data used by the compared methods.

Table 3 shows the weighted F1-scores, where the proposed method's result is averaged over 10 trials, while the results of the other two methods are sourced from the previous study [6]. In this experiment, the proposed method primarily identified the structure shown in Fig. 4(a), and BM-NAS primarily found the structure shown in Fig. 4(c). Table 3 demonstrates that the proposed method, which employs CL for its architecture search process, discovered network architectures that are comparable to those found by MFAS and close to the performance of those found by BM-NAS.

## 5. Conclusion

This paper proposed a gradient-based neural architecture search method that employs self-supervised learning for multimodal neural networks. The proposed method was evaluated experimentally on the MM-IMDB dataset. The results demonstrate that the proposed method can discover model architectures that are comparable to those found using existing supervised learning-based methods, even without labeled data. In the future, we plan to investigate additional experimental validations on other datasets to better understand the effectiveness of the proposed method.

## References

- [1] M. Tan and Q. Le, "Efficientnet: Rethinking model scaling for convolutional neural networks," International conference on machine

- learning, pp.6105–6114, PMLR, 2019.
- [2] J.M. Perez-Rua, V. Vielzeuf, S. Pateux, M. Baccouche, and F. Jurie, “MFAS: Multimodal fusion architecture search,” Proceedings of the IEEE/CVF Conference on Computer Vision and Pattern Recognition (CVPR), 2019.
  - [3] Y. Funoki and S. Ono, “DMNAS: Differentiable Multi-modal Neural Architecture Search,” International Workshop on Advanced Imaging Technology (IWAIT) 2021, pp.465–470, SPIE, March 2021.
  - [4] T. Chen, S. Kornblith, M. Norouzi, and G. Hinton, “A simple framework for contrastive learning of visual representations,” International conference on machine learning, pp.1597–1607, PMLR, 2020.
  - [5] W. Sun, Z. Shi, S. Gao, P. Ren, M. de Rijke, and Z. Ren, “Contrastive learning reduces hallucination in conversations,” Proceedings of the AAAI Conference on Artificial Intelligence, pp.13618–13626, 2023.
  - [6] Y. Yin, S. Huang, and X. Zhang, “BM-NAS: Bilevel Multimodal Neural Architecture Search,” Proceedings of the AAAI Conference on Artificial Intelligence, pp.8901–8909, 2022.
  - [7] H. Liu, K. Simonyan, and Y. Yang, “DARTS: Differentiable architecture search,” International Conference on Learning Representations, 2019.
  - [8] J. Arevalo, T. Solorio, M. Montes-y Gómez, and F.A. González, “Gated multimodal units for information fusion,” 5th International Conference on Learning Representations, Workshop Track Proceedings.
  - [9] S. Kaplan and R. Giryes, “Self-supervised neural architecture search,” arXiv preprint arXiv:2007.01500, 2020.
  - [10] N. Nguyen and J.M. Chang, “Csnas: Contrastive self-supervised learning neural architecture search via sequential model-based optimization,” IEEE Transactions on Artificial Intelligence, vol.3, no.4, pp.609–624, 2021.
  - [11] C. Li, T. Tang, G. Wang, J. Peng, B. Wang, X. Liang, and X. Chang, “Bossnas: Exploring hybrid cnn-transformers with block-wisely self-supervised neural architecture search,” Proceedings of the IEEE/CVF International Conference on Computer Vision, pp.12281–12291, 2021.
  - [12] I. Goodfellow, D. Warde-Farley, M. Mirza, A. Courville, and Y. Bengio, “Maxout networks,” International conference on machine learning, pp.1319–1327, PMLR, 2013.
  - [13] K. Simonyan, “Very deep convolutional networks for large-scale image recognition,” arXiv preprint arXiv:1409.1556, 2014.