

Quasi Neighborhood Balanced Coloring of Graphs

Maurice Genevieve Almeida[✉]

Department of Mathematics,
Rosary College of Commerce and Arts, Navelim, Goa, India.

Abstract

For a simple graph $G = (V, E)$, a coloring of vertices of G using two colors, say red and blue, is called a *quasi neighborhood balanced coloring* if, for every vertex of the graph, the number of red neighbors and the number of blue neighbors differ by at most one. In addition, there must be at least one vertex in G for which this difference is exactly one. If a graph G admits such a coloring, then G is said to be a *quasi Neighborhood balanced colored graph*. We also define variants of such a coloring, like uniform quasi neighborhood balanced coloring, positive quasi neighborhood balanced coloring and negative quasi neighborhood balanced coloring based on the color of the extra neighbor of every vertex of odd degree of the graph G . We present several examples of graph classes that admit the various variants of quasi neighborhood balanced coloring. We also discuss various graph operations involving such graphs. Furthermore, we prove that there is no forbidden subgraph characterization for the class of quasi neighborhood balanced coloring and show that the problem of determining whether a given graph has such a coloring is NP-complete.

2020 Mathematics Subject Classification: 05C 15.

Keywords: graph coloring, quasi neighborhood balanced coloring, NP-completeness.

1 Introduction

Let $G = (V, E)$ be a simple graph. For any vertex $v \in V$, define an *open neighborhood* of v as a set $N(v) := \{u : uv \in E\}$. The members of $N(v)$ are called the *neighbors* of v and the cardinality of $N(v)$ is called the *degree* of v , denoted as $\deg(v)$. Further, if we add the vertex v to its open neighborhood $N(v)$, then we get the closed neighborhood of v , denoted by $N[v]$. For graph-theoretic notation, we refer to Chartrand and Lesniak [4].

Freyberg et al. [6] introduced the concept ‘neighborhood balanced coloring’. A *neighborhood balanced coloring* of a graph G is a vertex coloring of G using two colors, say red and blue, such that each vertex has an equal number of neighbors of both colors. This notion of coloring is somewhat similar to *cordial labeling* [3]. In [6], the authors presented several necessary/sufficient conditions for a graph to admit neighborhood balanced coloring. They further presented several graph classes that admit neighborhood balanced coloring.

Minyard et al. [7] introduced the concept of ‘neighborhood balanced 3-coloring’ of a graph and gave a characterization of several classes of graphs that admit such a coloring. A graph is said to admit a *neighborhood balanced 3-coloring* if the vertices of G can be colored

using exactly three colors such that each vertex has an equal number of neighbors of all three colors.

Almeida et al. [1] generalized this concept by introducing the notion of neighborhood balanced k -coloring of graphs, for any positive integer $k \geq 2$. A coloring of the vertices of G using k colors such that every vertex has an equal number of vertices of each color in its neighborhood is called neighborhood balanced k -coloring, and the graph is called neighborhood balanced k -colored graph. They presented several classes of graphs that admit such a coloring and also studied neighborhood balanced k -colored graphs under various graph operations. They also proved that the problem of checking if a given graph G admits neighborhood balanced k -coloring is NP-complete. Moreover, they also showed that the class of neighborhood balanced k -colored graphs is not hereditary.

Motivated by the notion of neighborhood balanced colorings of graphs, Collins et al. [5] introduced the concept of *closed neighborhood balanced coloring*. In this setting, the vertices of a graph are colored with two colors, say red and blue, such that in the closed neighborhood of every vertex, the number of red vertices equals the number of blue vertices. Collins et al. [5] established several necessary/sufficient conditions for a graph to admit a closed neighborhood balanced coloring. They identified various classes of graphs that admit such a coloring and further investigated the behavior of closed neighborhood balanced colored graphs under different graph operations. Moreover, they demonstrated that the class of closed neighborhood balanced colored graphs is not hereditary. Almeida et al. [2] further generalized this concept by introducing the notion of closed neighborhood balanced k -coloring of graphs, for any positive integer $k \geq 2$.

After examining these concepts, a natural question arises: *What if a graph can be colored with two colors—red and blue—such that, for every vertex, the difference between the number of red and blue neighbors is at most one?* This question was earlier raised in [6].

In this article, we explore this question in detail and introduce a new vertex-coloring framework in which each vertex is assigned one of two colors, red or blue, under the condition that the absolute difference between the number of red and blue neighbors of every vertex is at most one. A formal definition of this coloring is presented below.

Definition 1.1. *Let G be a graph. We color the vertices of G using two colors, red and blue. Such a coloring is called a quasi neighborhood balanced coloring if, for every vertex v in the graph, the number of red neighbors and the number of blue neighbors differ by at most one. In addition, there must be at least one vertex in G for which this difference is exactly one. If a graph G admits such a coloring, then G is said to be a quasi neighborhood balanced colored graph.*

Note that for a quasi neighborhood balanced colored graph the vertices of even degree will have an equal number of neighbors of both colors.

Based on the color of the additional neighbor that some vertices have under a quasi neighborhood balanced coloring, we introduce several variants of the quasi neighborhood balanced coloring.

Definition 1.2. *A quasi neighborhood balanced coloring of a graph G is said to be a uniform quasi neighborhood balanced coloring if, for every vertex of odd degree, the number of red neighbors is exactly one more than the number of blue neighbors. If a graph G admits uniform*

quasi neighborhood balanced coloring then it is called uniform quasi neighborhood balanced colored graph. The color red is called dominating color of the quasi neighborhood balanced coloring.

Note that in Definition 1.2, the role of colors red and blue can be interchanged.

Definition 1.3. *A quasi neighborhood balanced coloring of a graph G is said to be positive if every vertex of odd degree has exactly one more neighbor of its own color than of the opposite color.*

Similarly, a quasi neighborhood balanced coloring of graph G is said to be negative if every vertex of odd degree has exactly one more neighbor of the opposite color than of its own color.

Note that a negative quasi neighborhood balanced coloring of a graph having all vertices of odd degree is also its closed neighborhood balanced coloring.

In Section 2, we present several examples of graphs that admit the various variants of quasi neighborhood balanced coloring. We also study such graphs under various graph operations. In Section 3, we prove that the decision problem: *Given a graph G , does it admit a quasi neighborhood balanced coloring?* is NP-complete.

At the beginning, we fix the following notation, which we shall use throughout the article. If c is a quasi neighborhood balanced coloring of G , then denote by $V_G^c(R)$ and $V_G^c(B)$ the number of vertices of G colored red and blue respectively by the coloring c . When the coloring or the graph under consideration is clear from the context, we shall omit the subscript or the superscript from the above notations.

2 Results

The following lemma follows trivially from Definition 1.1.

Lemma 2.1. *A quasi neighborhood balanced coloring graph has at least one vertex of odd degree.*

2.1 Counting Results

Let G be a graph that admits a quasi neighborhood balanced coloring c . Let $V(R)$ and $V(B)$ denote the sets of vertices of G colored red and blue, respectively by c . Each of these sets is further partitioned according to the neighborhood imbalance:

- $V(R_1)$: red vertices having more red than blue neighbors;
- $V(R_2)$: red vertices having more blue than red neighbors;
- $V(B_1)$: blue vertices having more blue than red neighbors;
- $V(B_2)$: blue vertices having more red than blue neighbors.

Consider the bipartite subgraph H induced by the edges between $V(R)$ and $V(B)$. The number of edges of H satisfies

$$|E(H)| = \sum_{v \in V(R)} \deg_H(v) = \sum_{v \in V(B)} \deg_H(v).$$

Using the quasi neighborhood balanced coloring condition, we obtain the following expression for $|E(H)|$:

$$\begin{aligned} |E(H)| &= \sum_{v \in V(R_1)} \frac{\deg_G(v) - 1}{2} + \sum_{v \in V(R_2)} \frac{\deg_G(v) + 1}{2} \\ &= \sum_{v \in V(B_1)} \frac{\deg_G(v) - 1}{2} + \sum_{v \in V(B_2)} \frac{\deg_G(v) + 1}{2}. \end{aligned} \quad (1)$$

Rearranging (1), we obtain

$$\sum_{v \in V(R)} \deg_G(v) + |V(R_2)| - |V(R_1)| = \sum_{v \in V(B)} \deg_G(v) + |V(B_2)| - |V(B_1)|. \quad (2)$$

Since

$$2|E(G)| = \sum_{v \in V(R)} \deg_G(v) + \sum_{v \in V(B)} \deg_G(v),$$

substituting (2) yields

$$2|E(G)| = 2 \sum_{v \in V(B)} \deg_G(v) + |V(B_2)| - |V(B_1)| + |V(R_1)| - |V(R_2)|.$$

Equation (1) also gives

$$2|E(H)| - |V(B_2)| + |V(B_1)| = \sum_{v \in V(B)} \deg_G(v).$$

Substituting this expression into the previous equality, we obtain

$$\begin{aligned} 2|E(G)| &= 4|E(H)| - |V(B_2)| + |V(B_1)| - |V(R_2)| + |V(R_1)| \\ &= 4|E(H)| - |V(B_2) \cup V(R_2)| + |V(B_1) \cup V(R_1)|. \end{aligned}$$

Thus,

$$|E(H)| = \frac{2|E(G)| - r + s}{4},$$

where $r = |V(R_2) \cup V(B_2)|$ and $s = |V(R_1) \cup V(B_1)|$.

Observe that:

- For a *positive* quasi neighborhood balanced coloring, $r = 0$ and s equals the number of odd-degree vertices.

- For a *negative* quasi neighborhood balanced coloring, $s = 0$ and r equals the number of odd-degree vertices.

These calculations yield the following results.

Theorem 2.2. *Let G be a graph admitting a quasi neighborhood balanced coloring.*

1. *If G admits a positive quasi neighborhood balanced coloring, then*

$$2|E(G)| \equiv -k \pmod{4},$$

2. *If G admits a negative quasi neighborhood balanced coloring, then*

$$2|E(G)| \equiv k \pmod{4},$$

where k denotes the number of vertices of odd degree.

Corollary 2.3. *For a (odd) regular graph G admitting a quasi neighborhood balanced coloring,*

1. *If G admits a positive quasi neighborhood balanced coloring, then*

$$2|E(G)| \equiv -|V(G)| \pmod{4},$$

2. *If G admits a negative quasi neighborhood balanced coloring, then*

$$2|E(G)| \equiv |V(G)| \pmod{4}.$$

2.2 Some quasi neighborhood Balanced Colored Graphs

Theorem 2.4. *The complete graph K_n is negative quasi neighborhood balanced colored if and only if n is even.*

Proof. When n is even, color exactly $\frac{n}{2}$ vertices of K_n red and the remaining $\frac{n}{2}$ vertices blue. Then every vertex has $\frac{n}{2} - 1$ neighbors of its own color and $\frac{n}{2}$ neighbors of the opposite color, so the difference between the two counts is exactly 1. Hence this coloring is a negative quasi neighborhood balanced coloring of K_n .

For n odd, every vertex of K_n has even degree. By Lemma 2.1, no such graph admits a quasi neighborhood balanced coloring. Therefore K_n is not a quasi neighborhood balanced colored graph when n is odd. \square

Let $1 \leq d \leq \frac{n-1}{2}$. The generalized Petersen graph $GP(n, d)$ consists of a cycle C_n with consecutive vertices v_0, v_1, \dots, v_{n-1} and additional vertices u_0, u_1, \dots, u_{n-1} with an edge between v_i and u_i for $0 \leq i \leq n-1$, and edges between u_i and u_{i+d} for $0 \leq i \leq n-1$, with subscript arithmetic modulo n .

Theorem 2.5. *The graph $GP(n, d)$ admits positive quasi neighborhood balanced coloring for all positive integers n and d with $1 \leq d \leq \frac{n-1}{2}$.*

Proof. Color the vertices v_0, v_1, \dots, v_{n-1} red and the vertices u_0, u_1, \dots, u_{n-1} blue. Under this coloring, each vertex v_i ($0 \leq i \leq n-1$), colored red, has two red neighbors and one blue neighbor, while each vertex u_i ($0 \leq i \leq n-1$), colored blue, has two blue neighbors and one red neighbor. Thus, every vertex has more neighbors of its own color, and hence the coloring is a positive quasi neighborhood balanced coloring. \square

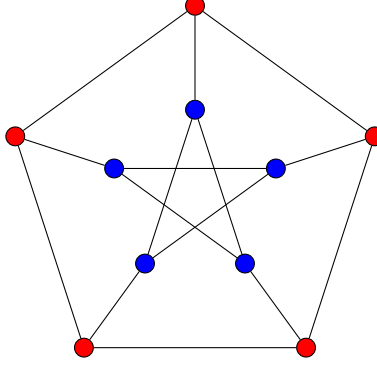


Figure 1: Positive quasi neighborhood balanced coloring of $GP(5, 1)$.

Theorem 2.6. *The complete bipartite graph $K_{m,n}$ admits an uniform quasi neighborhood balanced coloring if and only if at least one of m or n is odd.*

Proof. If both m and n are even, then every vertex of $K_{m,n}$ has even degree. Hence, by Lemma 2.1, the graph $K_{m,n}$ cannot admit a quasi neighborhood balanced coloring.

Conversely, suppose that at least one of m or n is odd. Assume first that m is odd. In the partite set of size m , color $\frac{m-1}{2}$ vertices red and $\frac{m+1}{2}$ vertices blue. Similarly, if n is odd, color $\frac{n-1}{2}$ vertices red and $\frac{n+1}{2}$ vertices blue in the partite set of size n .

Under this coloring, every vertex of odd degree has exactly one more blue neighbor than red neighbors, while every vertex of even degree has the same number of neighbors of both colors. Therefore $K_{m,n}$ is a uniform quasi neighborhood balanced colored graph whenever at least one of m or n is odd. \square

Corollary 2.7. *The star $K_{1,n}$ admits uniform quasi neighborhood balanced coloring for all n .*

Theorem 2.8. *The path P_n admits quasi neighborhood balanced coloring for all n . In addition, the path P_n admits uniform quasi neighborhood balanced coloring if and only if $n \not\equiv 1 \pmod{4}$.*

Proof. Let $V(P_n) = \{v_1, v_2, \dots, v_n\}$ and $E(P_n) = \{v_i v_{i+1}; 1 \leq i \leq n-1\}$ denote the vertex set and edge set of P_n , respectively.

Case 1: $n \equiv 2, 3 \pmod{4}$.

Define a coloring $c: V(P_n) \rightarrow \{\text{red}, \text{blue}\}$ by

$$c(v_i) = \begin{cases} \text{red}, & \text{if } i \equiv 1, 2 \pmod{4}, \\ \text{blue}, & \text{if } i \equiv 3, 0 \pmod{4}. \end{cases}$$

By construction, vertices at distance two receive different colors. Each non-pendant vertex v_i ($2 \leq i \leq n-1$) has neighbors v_{i-1} and v_{i+1} , which under this coloring always receive opposite colors; hence every such vertex has one red neighbor and one blue neighbor. The pendant vertices v_1 and v_n have neighbors v_2 and v_{n-1} , respectively. Since $n \equiv 2, 3 \pmod{4}$, both v_2 and v_{n-1} receive the same color (red). Thus, the coloring c is a uniform quasi neighborhood balanced coloring of P_n .

Case 2: $n \equiv 0 \pmod{4}$.

Define a coloring $c: V(P_n) \rightarrow \{\text{red}, \text{blue}\}$ by

$$c(v_i) = \begin{cases} \text{red}, & \text{if } i \equiv 0, 1 \pmod{4}, \\ \text{blue}, & \text{if } i \equiv 2, 3 \pmod{4}. \end{cases}$$

As in Case 1, vertices at distance two receive different colors, and every non-pendant vertex v_i has neighbors v_{i-1} and v_{i+1} of opposite colors. For the pendant vertices v_1 and v_n , their neighbors v_2 and v_{n-1} respectively, both receive blue when $n \equiv 0 \pmod{4}$. Hence, the coloring c is a uniform quasi neighborhood balanced coloring of P_n .

Case 3: $n \equiv 1 \pmod{4}$.

Without loss of generality, color v_1 red. Two subcases arise depending on the color of v_2 .

Subcase A: $c(v_2) = \text{red}$.

Then v_3 and v_4 must be blue, and the repeating pattern red, red, blue, blue continues along the path. In this pattern, v_{n-1} receives blue while v_2 receives red, implying that the two pendant vertices have neighbors of different colors.

Subcase B: $c(v_2) = \text{blue}$.

Then v_3 must be blue and v_4 red, giving the repeating pattern red, blue, blue, red. In this pattern, v_{n-1} receives red while v_2 receives blue, again resulting in pendant neighbors that are differently colored.

In both subcases, the pendant vertices have neighbors of different colors, and hence P_n does not admit a uniform quasi neighborhood balanced coloring when $n \equiv 1 \pmod{4}$. However, each of the colorings constructed above are still quasi neighborhood balanced coloring, so P_n does admit a quasi neighborhood balanced coloring in this case too.

□

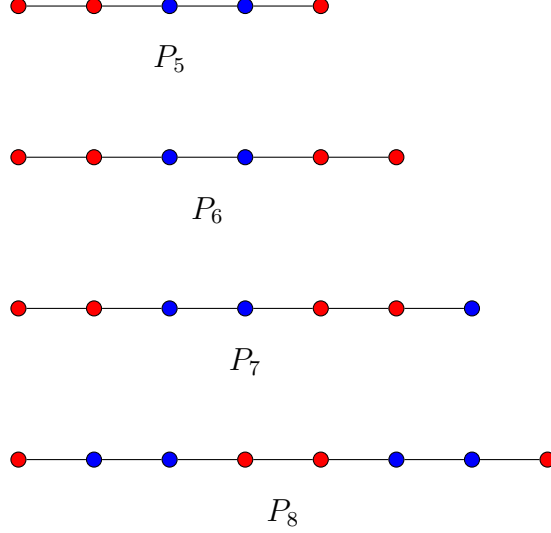


Figure 2: Quasi neighborhood balanced coloring of Paths P_5 , P_6 , P_7 , and P_8 .

The bistar $B_{m,n}$ is a tree with vertex set $V(B_{m,n}) = \{a, b\} \cup \{u_i : 1 \leq i \leq m\} \cup \{v_i : 1 \leq i \leq n\}$ and edge set $E(B_{m,n}) = \{ab\} \cup \{au_i : 1 \leq i \leq m\} \cup \{bv_i : 1 \leq i \leq n\}$. We now give conditions on m, n for the bistar $B_{m,n}$ to admit a quasi neighborhood balanced coloring.

Theorem 2.9. *The bistar $B_{m,n}$ admits uniform quasi neighborhood balanced coloring for all positive integers m and n .*

Proof. For n even, color $n/2$ pendant vertices red and the remaining $n/2$ blue. For n odd, color $(n-1)/2$ pendant vertices red and the remaining $(n+1)/2$ blue. Use a similar approach to color the other m pendant vertices depending upon the parity of m . In addition, color the two non-pendant vertices a and b red.

In all cases, each pendant vertex has its unique neighbor colored red. Now consider the non-pendant vertices a and b .

If n (or m) is even, then each of a and b has exactly one more red neighbor than blue neighbors, since the pendant vertices contribute an equal number of red and blue neighbors.

If n (or m) is odd, then each of a and b has an equal number of red and blue pendant neighbors.

Thus, in every case, the difference between the number of red and blue neighbors of every vertex is at most one, with any excess always in favor of red. Hence, the resulting colouring is a uniform quasi neighborhood balanced coloring. \square

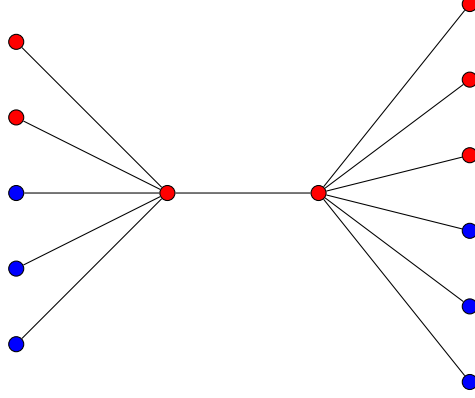


Figure 3: Uniform quasi neighborhood balanced coloring of Bistar $B_{5,6}$.

2.3 Operations with quasi neighborhood Balanced Colored Graphs

For any of the graph products and a fixed vertex u of G , the set of vertices $\{(u, v) : v \in V(H)\}$ is called an H -layer, and we denote it by H_u . Similarly, if $v \in V(H)$ is fixed, then the set of vertices $\{(u, v) : u \in V(G)\}$ is called a G -layer and we denote it by G_v . If one constructs $V(G) \times V(H)$ in a natural way, the H -layers are represented by rows and the G -layers are represented by columns.

The *lexicographic product* of G and H , denoted by $G[H]$, is a graph with vertex set $V(G) \times V(H)$ and two vertices (u, v) and (u', v') are adjacent if and only if either $uu' \in E(G)$ or $u = u'$ and $vv' \in E(H)$. It may be instructive to instead construct $G[H]$ by replacing every vertex of G with a copy of H and then replacing each edge of G with a complete bipartite graph between the corresponding copies of H .

Theorem 2.10. *Let G and H be two graphs. If H admits quasi neighborhood balanced coloring c with $|V_H^c(R)| = |V_H^c(B)|$, then $G[H]$ admits quasi neighborhood balanced coloring.*

Proof. Color vertices of $G[H]$ as follows. Apply the quasi neighborhood balanced coloring c of H to every H -layer in the lexicographic product $G[H]$. We claim that this induces a quasi neighborhood balanced coloring of $G[H]$.

Consider any vertex $(u, v) \in G[H]$. Since c is a quasi neighborhood balanced coloring of H , the difference between the number of red neighbors and blue neighbors of (u, v) within its own layer H_u is at most one.

Now look at the neighbors of (u, v) outside the H -layer H_u . For each neighbor u' of u in G , the vertex (u, v) is adjacent to every vertex in the layer $H_{u'}$. Hence, outside its layer, (u, v) has $\deg_G(u) \cdot |V_H^c(R)|$ red neighbors and $\deg_G(u) \cdot |V_H^c(B)|$ blue neighbors. Further, as $|V_H^c(R)| = |V_H^c(B)|$, the contributions of red and blue neighbors from all other layers is equal.

Combining these two observations, the total difference between the number of red and blue neighbors of (u, v) in $G[H]$ is at most one. Thus the coloring obtained is a quasi neighborhood balanced coloring of $G[H]$, as claimed. \square

Using the same approach as in the above theorem, we can show that if the graph H admits a uniform/positive/negative quasi neighborhood balanced coloring with $|V_H^c(R)| =$

$|V_H^c(B)|$, then the lexicographic product $G[H]$ also admits a uniform/positive/negative quasi neighborhood balanced coloring.

Theorem 2.11. *If G is neighborhood balanced colored graph and H is quasi neighborhood balanced colored graph, then $G[H]$ is quasi neighborhood balanced colored graph.*

Proof. Let g be a neighborhood balanced coloring of G and let h be a quasi neighborhood balanced coloring of H . We define a coloring of the lexicographic product $G[H]$ as follows.

Fix a vertex $u \in V(G)$ and consider any vertex $(u, v) \in V(G[H])$. If $g(u)$ is red, then we color the entire H -layer H_u using the coloring h . If $g(u)$ is blue, then we color the entire H -layer H_u using the complementary coloring \bar{h} . In this way, all the vertices of $G[H]$ are colored. We claim that this is a quasi neighborhood balanced coloring of $G[H]$.

Consider an arbitrary vertex $(u, v) \in V(G[H])$. Since G is a neighborhood balanced coloring graph, we may assume that u has exactly k red neighbors and k blue neighbors in G for some integer k . Because h (and therefore \bar{h}) is a quasi neighborhood balanced coloring of H , the difference between the number of red and blue neighbors of (u, v) within its own layer H_u is at most one.

It remains to analyze the neighbors of (u, v) lying outside H_u . Each red neighbor of u in G contributes a full copy of H , colored according to h , and each blue neighbor contributes a full copy of H , colored according to \bar{h} . Hence the number of red neighbors of (u, v) outside H_u is $k(|V_H^h(R)| + |V_H^{\bar{h}}(R)|)$, and the number of blue neighbors outside H_u is $k(|V_H^h(B)| + |V_H^{\bar{h}}(B)|)$.

Since h and \bar{h} are complementary colorings, we have

$$|V_H^h(R)| = |V_H^{\bar{h}}(B)| \quad \text{and} \quad |V_H^h(B)| = |V_H^{\bar{h}}(R)|.$$

Therefore,

$$|V_H^h(R)| + |V_H^{\bar{h}}(R)| = |V_H^h(B)| + |V_H^{\bar{h}}(B)|,$$

and thus the red and blue contributions from all other layers are equal.

Combining this with the fact that the difference within H_u is at most one, it follows that (u, v) satisfies the quasi neighborhood balanced condition in $G[H]$.

Hence the defined coloring is a quasi neighborhood balanced coloring of $G[H]$, completing the proof. \square

Using the same approach as in the above theorem, we can show that if the graph H admits a uniform/positive/negative quasi neighborhood balanced coloring and G admits neighborhood balanced coloring, then the lexicographic product $G[H]$ also admits a uniform/positive/negative quasi neighborhood balanced coloring.

The *direct product* of G and H , denoted by $G \times H$, is a graph with vertex set $V(G) \times V(H)$ and two vertices (u, v) and (u', v') are adjacent if and only if $uu' \in E(G)$ and $vv' \in E(H)$.

Theorem 2.12. *If G is quasi neighborhood balanced colored graph and H is neighborhood balanced colored graph, then $G \times H$ is neighborhood balanced colored graph.*

Proof. Let G admit a quasi neighborhood balanced coloring g , and let H admit a neighborhood balanced coloring h . We define a coloring on the direct product $G \times H$ as follows.

Fix a vertex $v \in V(H)$ and consider any vertex $(u, v) \in V(G \times H)$. If v is colored red under h , then we color the entire G -layer G_v using g . If v is colored blue, we color the layer G_v using the complementary coloring \bar{g} . In this way, every vertex of $G \times H$ receives a color.

We now show that this coloring is a neighborhood balanced coloring of $G \times H$.

Let (u, v) be any vertex in $G \times H$. Suppose that, under the coloring g of G , the vertex u has exactly one more red neighbor than blue. Then in the product $G \times H$, the vertex (u, v) will have one more red neighbor than blue in precisely those layers $G_{v'}$ where v' is a neighbor of v in H that is colored red (under h). Likewise, (u, v) will have one more blue neighbor than red in the layers corresponding to neighbors v' of v in H that are colored blue.

Since H is a neighborhood balanced graph, the vertex v has an equal number of red and blue neighbors under the coloring h . Consequently, every vertex (u, v) in $G \times H$ has exactly the same number of red and blue neighbors and thus the defined coloring is a neighborhood balanced coloring of $G \times H$, completing the proof. \square

Theorem 2.13. *If G and H are quasi neighborhood balanced colored graphs, then so is $G \times H$.*

Proof. Let G and H admit a quasi neighborhood balanced colorings g and h respectively. We define a coloring on the direct product $G \times H$ as follows.

Fix a vertex $v \in V(H)$ and consider any vertex $(u, v) \in V(G \times H)$. If v is colored red under h , then we color the entire G -layer G_v using g . If v is colored blue, we color the layer G_v using the complementary coloring \bar{g} . In this way, every vertex of $G \times H$ receives a color.

We now show that this coloring is a quasi neighborhood balanced coloring of $G \times H$.

Let (u, v) be any vertex in $G \times H$. Suppose that, under the coloring g of G , the vertex u has exactly one more red neighbor than blue. Then in the product $G \times H$, the vertex (u, v) will have one more red neighbor than blue in precisely those layers $G_{v'}$ where v' is a neighbor of v in H that is colored red (under h). Likewise, (u, v) will have one more blue neighbor than red in the layers corresponding to neighbors v' of v in H that are colored blue.

Since H is a quasi neighborhood balanced colored graph, for the vertex v the difference between the number of red and blue neighbors is at most one under the coloring h . Consequently, for every vertex (u, v) in $G \times H$ the difference between the number of red and blue neighbors is at most one and thus the defined coloring is a quasi neighborhood balanced coloring of $G \times H$, completing the proof. \square

Using the same approach as in the above theorem, we can show that if the graphs G and H are uniform/positive/negative quasi neighborhood balanced coloring, then the graph $G \times H$ is also uniform/positive/negative quasi neighborhood balanced coloring respectively.

The *cartesian product* of G and H , denoted by $G \square H$, is a graph with vertex set $V(G) \times V(H)$ and two vertices (u, v) and (u', v') are adjacent if and only if $u = u'$ and $vv' \in E(H)$ or $v = v'$ and $uu' \in E(G)$.

Theorem 2.14. *If G is quasi neighborhood balanced colored graph and H is neighborhood balanced colored graph, then $G \square H$ is a quasi neighborhood balanced colored graph.*

Proof. Let G admit a quasi neighborhood balanced coloring g , and let H admit a neighborhood balanced coloring h . We define a coloring on the Cartesian product $G \square H$ as follows.

Fix a vertex $v \in V(H)$ and consider any vertex $(u, v) \in V(G \square H)$. If v is colored red under h , we color the entire G -layer G_v using g . If v is colored blue under h , we color the layer G_v using the complementary coloring \bar{g} . In this way, each G -layer is colored using either g or \bar{g} , and likewise each H -layer is colored using either h or its complement \bar{h} .

Since each G -layer is colored by g or \bar{g} , the difference between the number of red and blue neighbors of (u, v) of the form (u', v) is at most one. Similarly, because every H -layer is colored using h or \bar{h} , the vertex (u, v) has an equal number of red and blue neighbors of the form (u, v') .

Combining these two observations, we conclude that the total difference between the number of red and blue neighbors of (u, v) in $G \square H$ is at most one. Therefore, the defined coloring is a quasi neighborhood balanced coloring of $G \square H$, as required. \square

Theorem 2.15. *If G is a positive (negative) quasi neighborhood balanced colored graph and H is neighborhood balanced colored graph, then $G \square H$ is a positive (negative) quasi neighborhood balanced colored graph*

Proof. Let G admit a positive quasi neighborhood balanced coloring g , and let H admit a neighborhood balanced coloring h . We color the vertices of $G \square H$ in the same manner as described in Theorem 2.14.

Since g is a positive quasi neighborhood balanced coloring of G , each vertex of G has exactly one more neighbor of its own color than of the opposite color. Moreover, as each G -layer is colored using either g or \bar{g} , any vertex (u, v) has one more neighbor of the form (u', v) in its own color than in the other color. Similarly, because each H -layer is colored using either h or \bar{h} , the vertex (u, v) has an equal number of red and blue neighbors of the form (u, v') .

Combining these observations, we conclude that every vertex (u, v) has more neighbors of its own color than of the opposite color. Hence, the induced coloring is a positive quasi neighborhood balanced coloring of $G \square H$. \square

The *strong product* of G and H , denoted by $G \boxtimes H$, is a graph with vertex set $V(G) \times V(H)$ and two vertices (u, v) and (u', v') are adjacent if and only if $u = u'$ and $vv' \in E(H)$ or $v = v'$ and $uu' \in E(G)$ or $uu' \in E(G)$ and $vv' \in E(H)$. Note that from the definition, it is clear that the strong product is the edge-disjoint union of the cartesian and the direct product, and therefore, we have the following result.

Theorem 2.16. *If G is quasi neighborhood balanced colored graph and H is neighborhood balanced colored graph, then $G \boxtimes H$ is a quasi neighborhood balanced colored graph.*

Proof. The result follows from Theorem 2.12 and Theorem 2.14. \square

It is easy to show that if the graph G is uniform/positive/negative quasi neighborhood balanced colored graph and H is neighborhood balanced colored graph, then $G \boxtimes H$ is a uniform/positive/negative quasi neighborhood balanced colored graph.

The *join of graphs* of G and H , denoted by $G \vee H$, is a graph having vertex set $V(G) \cup V(H)$ and edge set $E(G) \cup E(H) \cup \{xy : x \in V(G) \text{ and } y \in V(H)\}$.

Theorem 2.17. *If g is a quasi neighborhood balanced coloring of graph G with $|V_G^g(R)| = |V_G^g(B)|$ and h is a quasi neighborhood balanced coloring of graph H with $|V_H^h(R)| = |V_H^h(B)|$, then $G \vee H$ is quasi neighborhood balanced colored graph.*

Proof. In the join $G \vee H$, color the vertices of G according to g and the vertices of H according to h .

Since g is a quasi neighborhood balanced coloring of G , for every vertex of G the difference between the number of red and blue neighbors is at most one when considering only edges within G . Moreover, because $|V_H^h(R)| = |V_H^h(B)|$, each vertex of G receives an equal number of red and blue neighbors from H . Thus, the difference between the number of red and blue neighbors for each vertex of G remains at most one in $G \vee H$.

Similarly, since $|V_G^g(R)| = |V_G^g(B)|$, every vertex of H receives an equal number of red and blue neighbors from G . Combined with the fact that h is a quasi neighborhood balanced coloring of H , the difference between the number of red and blue neighbors for each vertex of H is also at most one in $G \vee H$.

Hence $G \vee H$ is a quasi neighborhood balanced colored graph. \square

Using the same approach as in the above theorem, we can show that if the graphs G and H admit a positive/negative quasi neighborhood balanced coloring then $G \vee H$ also admits positive/negative quasi neighborhood balanced coloring. Further, we can also show that, if the graphs G and H admit uniform quasi neighborhood balanced coloring with the same dominating color, then $G \vee H$ also admits uniform quasi neighborhood balanced coloring.

The following results on $G \vee H$ follow easily from arguments as presented in Theorem 2.16. We therefore omit their proofs.

Theorem 2.18. *If g is a neighborhood balanced coloring of graph G with $|V_G^g(R)| = |V_G^g(B)| + 1$ and h is a neighborhood balanced coloring of graph H with $|V_H^h(R)| = |V_H^h(B)|$, then $G \vee H$ is an uniform quasi neighborhood balanced colored graph.*

Theorem 2.19. *If g is a quasi neighborhood balanced coloring of graph G with $|V_G^g(R)| = |V_G^g(B)| + 1$ and h is a neighborhood balanced coloring of graph H with $|V_H^h(R)| = |V_H^h(B)|$, then $G \vee H$ is a quasi neighborhood balanced colored graph.*

2.4 Non-hereditary property of the class of quasi neighborhood balanced colored graphs

A family \mathcal{F} of graphs is hereditary if each induced subgraph of every graph in \mathcal{F} is also in \mathcal{F} . Further, it is known that the hereditary classes can be characterized by providing a list of forbidden induced subgraphs. Next, we show that the class of quasi neighborhood balanced colored graphs is not hereditary.

Theorem 2.20. *The class of quasi neighborhood balanced colored graphs is not hereditary.*

Proof. To prove the theorem, it is enough to show that every graph is an induced subgraph of a quasi neighborhood balanced colored graph.

Let G be a graph with $V(G) = \{v_1, v_2, \dots, v_n\}$. Construct a graph H from G with the vertex set $V(H) = \cup_{j=1}^3 \{v_i^j; 1 \leq i \leq n\}$ and the edge set

$$E(H) = \left(\cup_{p=1}^2 \{v_i^p v_j^p; v_i v_j \in E(G)\} \right) \cup \{v_i^1 v_j^2; v_i v_j \in E(G)\} \cup \{v_i^2 v_i^3; 1 \leq i \leq n\}.$$

It is easy to see that G is an induced subgraph of H . In H for $1 \leq i \leq n$, color the vertices v_i^1 using color red, the vertices v_i^2 using color blue and the vertices v_i^3 again using color blue.

Note that the vertices v_i^1 have an equal number of neighbors of both colors. The vertices v_i^2 have one more blue neighbor compared to red, while the vertices v_i^3 also have one more blue neighbor compared to red. Hence, the graph H is a quasi neighborhood balanced colored graph. \square

3 Hardness Results

We formally state the decision problem whether a given graph G admits a quasi neighborhood balanced coloring.

Quasi Neighborhood Balanced Coloring

Input: A graph G .

Question: Is there a vertex coloring of G using colors red and blue, such that for any vertex, the difference between the number of red and blue neighbors is at most one, and there is at least one vertex where this difference is exactly one.

Our reduction relies on the neighborhood balanced coloring problem, whose NP-completeness is established in [1].

Neighborhood Balanced Coloring Problem

Input: A graph G .

Question: Is there a coloring of G using colors red and blue, such that for any vertex, there are an equal number of neighbors of both colors.

Theorem 3.1. *The Quasi Neighborhood Balanced Coloring problem is NP-complete.*

Proof. We give a reduction from the neighborhood balanced coloring problem. Let G be a graph that admits a neighborhood balanced coloring. We construct from G a graph G' that admits a quasi neighborhood balanced coloring.

Let e be any red–blue edge of G whose endpoints are a_e and b_e . Introduce a new vertex v_e and make it adjacent to both a_e and b_e . Assign the color red to v_e . Denote the resulting graph by G' .

In G' , every vertex of G other than a_e and b_e still has an equal number of red and blue neighbors, exactly as in the original neighborhood balanced coloring of G . However, the vertices a_e and b_e each acquire one additional red neighbor, namely v_e . Thus each of them has red–blue neighbor difference exactly one, while all other vertices have difference zero. Hence G' is a nearly neighborhood balanced colorable graph.

Conversely, suppose that G' is quasi neighborhood balanced coloring. Observe that the only vertices of odd degree in G' are a_e and b_e , and both are adjacent solely to the added vertex v_e through which this imbalance occurs. Since a_e and b_e each differ by exactly one in their counts of red and blue neighbors, and both obtain this imbalance from the same vertex v_e , deleting v_e restores balance at both vertices.

Remove v_e from G' to obtain the graph G . All vertices of G then have equal numbers of red and blue neighbors, establishing that G admits a neighborhood balanced coloring. \square

References

- [1] M. Almeida, S. Gupta, R. Pawar, and T. Singh. Neighborhood balanced k -coloring of graphs. *arXiv preprint arxiv:2509.06003*, 2025. [arXiv:2509.06003](#).
- [2] M. Almeida, R. Pawar, S. Gupta, and T. Singh. Closed neighborhood balanced k -coloring of graphs. *arXiv preprint arxiv:2510.16666*, 2025. [arXiv:2510.16666](#).
- [3] I. Cahit. Cordial graphs: a weaker version of graceful and harmonious graphs. *Ars Combin.*, 23:201–207, 1987.
- [4] Gary Chartrand and Linda Lesniak. *Graphs and Digraphs*. Chapman and Hall/CRC, 2012.
- [5] K. L. Collins, M. Bowie, N. B. Fox, B. Freyberg, J. Hook, A. M. Marr, C. McBee, A. Semaničová-Feřnovčíková, A. Sinko, and A. N. Trenk. Closed neighborhood balanced coloring of graphs. *Graphs Combin.*, 41(4):Paper No. 88, 2025. [doi:10.1007/s00373-025-02950-5](#).
- [6] Bryan Freyberg and Alison Marr. Neighborhood balanced colorings of graphs. *Graphs Combin.*, 40(2):Paper No. 41, 13, 2024. [doi:10.1007/s00373-024-02766-9](#).
- [7] Mitchell Minyard and Mark R. Sepanski. Neighborhood balanced 3-coloring. *arXiv preprint arXiv:2410.05422*, 2024. [arXiv:2410.05422](#).