

Paired Seed Evaluation: Statistical Reliability for Learning-Based Simulators

Udit Sharma 

ABSTRACT

Machine learning systems appear stochastic but are deterministically random, as seeded pseudorandom number generators produce identical realisations across repeated executions. Learning-based simulators are increasingly used to compare algorithms, design choices, and interventions under such stochastic dynamics, yet evaluation outcomes often exhibit high variance due to random initial conditions, environment noise, and learning stochasticity. We analyse the statistical structure of comparative evaluation in such settings and show that commonly used independent evaluation designs fail to exploit shared sources of randomness across alternatives. We formalise a paired evaluation design in which competing systems are evaluated under identical random seeds, inducing matched realisations of stochastic components and strict variance reduction whenever outcomes are positively correlated at the seed level, a condition that commonly arises in learning based environments with shared early trajectories and training dynamics.

We characterise how this variance reduction propagates through the evaluation pipeline, leading to tighter confidence intervals, higher statistical power, improved directional stability and substantial effective sample size gains at fixed computational budgets. Empirical results show that seed level correlations are typically large and positive, producing order of magnitude efficiency gains relative to independent evaluation. Paired seed evaluation is weakly dominant in practice, improving statistical reliability when correlation is present and reducing to standard independent evaluation without loss of validity when it is not. These results suggest a simple but underused principle for simulation based research: exploiting shared randomness is not merely a variance reduction trick, but a foundational design choice for statistically efficient and reproducible evaluation in modern machine learning systems and benchmarks.

1 INTRODUCTION

Learning based simulators and benchmarks have become a central empirical tool in modern machine learning. They are increasingly being used to evaluate algorithms, compare design choices, and assess interventions in settings where analytic guarantees are unavailable. As benchmark suites and simulation environments grow more complex and computationally expensive, empirical conclusions are increasingly drawn from a limited number of stochastic runs, placing greater weight on the statistical reliability of evaluation procedures, particularly in benchmark settings where multiple algorithms are compared within a shared simulator.

A core difficulty is that outcomes in learning based simulators often exhibit high variance across random seeds. This variance is widely documented and arises from interacting sources such as random initial conditions, stochastic environment transitions, exploration noise, minibatch sampling, and optimiser nondeterminism[1, 2, 3]. The consequence is that naive evaluation can produce unstable rankings and inflated uncertainty, especially in the few-run regime that has become common as benchmarks and training pipelines have grown more expensive [4]. This broader reproducibility discourse in machine learning has repeatedly emphasised that reporting practices, experimental controls, and uncertainty quantification must be treated as first class scientific objects rather than presentation details[3].

The prevailing practice in many works is to evaluate alternatives using independent random seeds for each condition, then summarise performance using simple aggregates such as mean and standard deviation, sometimes with limited or no interval estimates. Several works have argued that such reporting can be misleading when the number of runs is small, since point esti-

mates can be dominated by statistical uncertainty and may not support the implied strength of comparative claims. Motivated by this, multiple recent contributions propose more rigorous evaluation toolkits and protocols, including interval estimation, robust aggregate metrics, and explicit attention to variability across runs[1, 3, 4, 5].

This paper focuses on a complementary and practically lightweight source of statistical efficiency that is often available in learning based simulations but not routinely exploited. Although learning systems are commonly treated as stochastic, their randomness is typically deterministic, governed by seeded pseudorandom number generators that reproduce identical stochastic realisations across repeated executions. As a result, outcomes under alternative algorithm configurations or interventions can be positively correlated at the level of random seeds when they share the same underlying stochastic realisation. This is natural in simulators where the same seed induces matched initial states, matched exogenous randomness, and matched algorithmic randomness, leading to aligned trajectories, even when learned behaviour differs.

We formalise a paired evaluation design that holds the seed fixed across alternatives and estimates effects via within-seed differences. The design does not change the estimand, and it requires no additional modelling assumptions. Instead, it changes how randomness is coupled across conditions. When seed level correlation is positive, pairing yields strict variance reduction relative to independent evaluation, while if correlation is weak or absent, the paired runs can be treated as independent without loss of validity, making the approach weakly dominant for comparative evaluation.

This work positions paired evaluation as a design principle for simulation based empirical research rather than a new estimator or modelling assumption. The approach is broadly applicable across learning based simulators and benchmark environments where alternative systems are evaluated under shared sources of stochasticity. In such settings, pairing converts common randomness from a source of noise into a source of statistical efficiency, improving inference under fixed computational budgets.

2 EVALUATION PRACTICE IN LEARNING-BASED SIMULATORS

Across learning-based simulators and benchmark environments, evaluation typically runs each algorithm or intervention under independently sampled random seeds and reports aggregate statistics such as the mean and standard deviation[1, 2, 3, 4]. This convention remains standard in recent benchmark studies and simulator-based evaluations, including modern deep reinforcement learning benchmarks[6, 7], contemporary multi-agent learning frameworks[8, 9], and learning-based simulators for complex economic and social systems[10, 11]. Such evaluations are typically sufficient for demonstrating qualitative behaviour, convergence properties, and broad performance trends.

In learning-based simulators, where the objective is comparative inference across alternatives under fixed computational budgets, the prevailing evaluation convention places strong implicit assumptions on how stochasticity is treated. In much of the existing literature, random seeds are treated primarily as a device for reproducibility, rather than as a source of exploitable statistical structure. Treating all runs as independent discards information about shared sources of randomness induced by the simulator and the learning process. While this loss is often negligible at large evaluation scales, it can materially affect uncertainty and stability in the few-run regime that is now common in expensive simulation settings.

These observations motivate a more careful treatment of randomness at the evaluation design level. Exploiting shared randomness does not require introducing new sources of coupling or modifying the simulator. Any exogenous source of stochastic variation that is held fixed across alternatives can, in principle, support paired comparison. In learning-based simulators, random seeds provide a universally available mechanism for inducing such common randomness, as they jointly determine initial conditions, environment transitions, and algorithmic stochasticity. Conditioning on the seed therefore preserves exogeneity while enabling paired evaluation without altering existing experimental protocols.

While paired seeds have occasionally been used as an implementation detail in specific algorithmic and simulation contexts, such as risk-controlled self-modification[12] and climate emulation[13], their role as a general evaluation design principle has not been formalised. Paired evaluation has also been explored in other settings, including biomedical model comparison [14] and NLP system evaluation [15], but these approaches pair over shared inputs rather than shared stochastic simulator realisations. In the following section, we formalise an evaluation framework that preserves the target estimand while exploiting the structure of shared stochasticity.

3 PAIRED SEED EVALUATION

3.1 Experimental Design and Estimand

Learning-based simulators are inherently stochastic. Outcomes depend not only on the policy or regime under consideration, but also on random initialisations, stochastic environment shocks, and exploration noise arising from the learning process. As a result, naive comparisons between independently trained runs can exhibit substantial variance, making it difficult to isolate treatment-induced effects from stochastic learning dynamics.

We consider two policy regimes indexed by $d \in \{0, 1\}$. In the context of this work, these correspond to the absence and presence of a policy instrument, such as a universal transfer. Let $s \in S$ denote a random seed that fully determines all sources of randomness in the simulator, including initial conditions, environment stochasticity, and learning noise. For a given regime d and seed s , let $Y(d, s)$ denote a scalar outcome of interest, such as average GDP, inequality or welfare, computed after training and evaluation. For a fixed seed s , outcomes under different regimes differ only through the policy intervention, while all other stochastic components are held fixed.

The estimand of interest is the average treatment effect

$$\Delta = \mathbb{E}_s[Y(1, s) - Y(0, s)]$$

where the expectation is taken over the distribution of seeds.

Our objective is to estimate Δ with minimal variance, subject to a fixed computational budget.

3.2 Independent and Paired Evaluation Designs

A common evaluation strategy is to estimate Δ using independently trained runs under each regime. Under this design, outcomes for $d = 1$ and $d = 0$ are generated using independent seeds. While this estimator is unbiased, it does not exploit any structure in the shared stochastic components of the simulator.

An alternative design is paired evaluation. Under this design, outcomes under both regimes are evaluated using the same seed. Intuitively, pairing holds fixed all seed-level sources of randomness unrelated to the policy intervention, thereby isolating policy induced differences.

Formally, let $\{s_i\}_{i=1}^n$ be a set of seeds. We define two unbiased estimators of Δ .

The independent estimator is given by

$$\hat{\Delta}_{\text{ind}} = \frac{1}{n} \sum_{i=1}^n Y(1, s_i^{(1)}) - \frac{1}{n} \sum_{i=1}^n Y(0, s_i^{(0)})$$

where $s_i^{(1)}$ and $s_i^{(0)}$ are independent draws.

The paired estimator is given by

$$\hat{\Delta}_{\text{pair}} = \frac{1}{n} \sum_{i=1}^n (Y(1, s_i) - Y(0, s_i))$$

where the same seed s_i is used for both regimes.

3.3 Variance Reduction under Paired Evaluation

We now formalise the statistical advantage of paired evaluation.

Theorem 1. *Let $Y(1, s)$ and $Y(0, s)$ be square-integrable random variables. The variance of the paired estimator satisfies*

$$\text{Var}(\hat{\Delta}_{\text{pair}}) = \text{Var}(\hat{\Delta}_{\text{ind}}) - \frac{2}{n} \text{Cov}(Y(1, s), Y(0, s)) \quad (1)$$

Proof. Under independent evaluation, the two sample means are computed using independent random seeds. Therefore,

$$\text{Var}(\hat{\Delta}_{\text{ind}}) = \frac{1}{n} \text{Var}(Y(1, s)) + \frac{1}{n} \text{Var}(Y(0, s))$$

Under paired evaluation,

$$\text{Var}(\hat{\Delta}_{\text{pair}}) = \frac{1}{n} \text{Var}(Y(1, s) - Y(0, s))$$

Expanding the variance,

$$\begin{aligned} \text{Var}(Y(1, s) - Y(0, s)) &= \text{Var}(Y(1, s)) + \text{Var}(Y(0, s)) \\ &\quad - 2 \text{Cov}(Y(1, s), Y(0, s)) \end{aligned}$$

Dividing by n yields the stated result. \square

3.4 Interpretation and Corollary

Theorem 1 shows that paired evaluation acts as a common random-numbers estimator, a standard variance reduction technique in simulation analysis in which competing systems are driven by identical stochastic inputs so that seed-level noise cancels out in differences. By conditioning on the same seed across regimes, it removes variation from stochastic elements that are orthogonal to the policy intervention. The magnitude of the variance reduction depends on the covariance between outcomes under the two regimes.

Corollary 1. *If*

$$\text{Cov}(Y(1, s), Y(0, s)) > 0$$

then paired evaluation strictly reduces estimator variance relative to independent evaluation. Moreover, letting

$$\begin{aligned} \sigma_i &:= \sqrt{\text{Var}(Y(i, s))} \quad i \in \{0, 1\} \\ \rho &:= \text{Corr}(Y(1, s), Y(0, s)) \end{aligned}$$

the reduction in variance achieved by paired evaluation satisfies

$$\text{Var}(\hat{\Delta}_{\text{ind}}) - \text{Var}(\hat{\Delta}_{\text{pair}}) = \frac{2}{n} \rho \sigma_1 \sigma_0 \quad (2)$$

Equation 2 shows that paired evaluation is most effective when outcomes under alternative regimes exhibit strong seed-level correlation, leading to substantial cancellation of shared stochastic variation. We now consider whether this condition is likely to hold in learning-based simulators.

In learning-based simulators, outcomes under alternative policies tend to exhibit positive seed-level correlation. This correlation arises because learning-based simulators typically expose alternative policy regimes to a common realization of randomness when evaluated under the same seed. Conditional on the

Table 1: Seed-level correlation between paired policy outcomes

Objective	ρ (GDP)	ρ (Wealth Gini)
GDP	0.917	0.681
GDP-Gini	0.993	0.963
Gini	0.951	0.910

Notes: Pearson correlations are computed across paired runs sharing identical random seeds. All objectives use 22 seeds. Outcomes correspond to final evaluation metrics.

seed, agents share identical initial conditions, identical realizations of exogenous shocks, and identical sources of algorithmic randomness such as exploration noise and minibatch sampling. As a result, early learning dynamics and state trajectories tend to evolve similarly across policy regimes, causing outcomes to respond in a systematically aligned manner to seed-level variation.

Importantly, this mechanism does not require policies to be similar in magnitude or optimality. It only requires that policy interventions act on a shared stochastic trajectory rather than fully reshaping the induced state distribution from the outset. In such settings, seed realizations that are favourable or unfavourable for one policy tend to be similarly favourable or unfavourable for the alternative, generating positive covariance in observed outcomes. In this sense, seeds index structural randomness rather than incidental noise. Treating seeds as nuisance variation obscures this structure and discards exploitable correlation that is intrinsic to learning-based simulators.

3.5 Empirical Evidence of Positive Seed-Level Correlation

We next examine whether outcomes obtained under paired evaluation exhibit positive correlation at the level of random seeds. The presence of such correlation is central to the variance reduction results derived in subsection 3.4, as the magnitude of the reduction depends directly on the covariance between outcomes generated under alternative policy regimes when evaluated using identical sources of randomness.

To assess this empirically, we compute Pearson correlations between paired outcomes obtained under the baseline and alternative policy regimes, where each pair of runs shares the same random seed. Correlations are computed across seeds for multiple objectives, using final evaluation metrics. All objectives are evaluated using 22 shared seeds, ensuring that comparisons are made across identical realisations of stochastic shocks, initial conditions and learning dynamics.

Table 1 reports the resulting seed-level correlations for two representative outcomes, per-capita GDP and the wealth Gini coefficient, across three optimisation objectives. In all cases, correlations are large and positive. For the GDP objective, the correlation in per-capita GDP exceeds 0.9, while the corresponding correlation in wealth inequality is also substantial. Similar patterns are observed for the GDP-Gini and Gini objectives, with correlations consistently above 0.9 for both outcomes. All reported correlations are significant at the 5% level under a standard Pearson correlation test. Similar patterns of positive seed-level correlation are also observed for other macroeconomic and behavioural outcomes.

These results provide direct empirical evidence that paired runs sharing identical random seeds generate strongly correlated outcomes, even when policies are learnt endogenously. This supports the applicability of paired evaluation in learning-based simulation environments and explains the substantial variance reductions observed relative to independent evaluation designs. Importantly, the presence of positive correlation is observed across multiple objectives and outcome measures, suggesting that it is not specific to a particular task or metric, but rather reflects common stochastic structure induced by shared learning dynamics and environmental randomness.

3.6 Implications for Evaluation Sample Size

This section translates the variance reduction results established in the previous subsections into concrete guidance on the number of random seeds for reliable policy evaluation. We focus on how paired evaluation alters the scaling of estimator uncertainty, confidence intervals, and statistical power and derive practical implications for evaluation.

In the preceding analysis, the sample size n denotes the number of random seeds, with each seed inducing a paired observation $(Y(1, s), Y(0, s))$. Under paired evaluation, each seed corresponds to two simulator runs, one executed under each policy regime. For ease of comparison with computational budgets, we also express the sample size in terms of the total number of simulator runs, denoted by r . Throughout, we adopt the convention $r = 2n$ and use n and r interchangeably when the context is clear.

3.6.1 Scaling of Standard Error with Sample Size

Under both independent and paired evaluation, the standard error of the estimated policy effect decreases at the canonical $r^{-1/2}$ rate. This scaling reflects standard Monte Carlo convergence and holds irrespective of the evaluation design. The distinction between the two designs lies not in the rate of convergence, but in the level of the standard error at any given sample size.

Paired evaluation achieves a uniformly lower standard error due to positive seed-level correlation between outcomes under the two policies. By evaluating both policies on the same random seed and differencing outcomes within seed, paired evaluation removes a component of common stochastic variation that remains present under independent evaluation. As a result, the paired estimator exhibits lower sampling variance whenever this covariance is positive.

Formally, for a fixed number of runs r , the standard error under paired evaluation is given by

$$SE_{\text{pair}} = SE_{\text{ind}} \sqrt{1 - \frac{2\rho\sigma_1\sigma_0}{\sigma_1^2 + \sigma_0^2}} \quad (3)$$

which is strictly smaller than its independent counterpart whenever the seed-level correlation is positive.

To illustrate the finite-sample implications of this variance reduction, standard errors are estimated using a Monte Carlo subsampling procedure. For each sample size n , subsets of n seeds are repeatedly drawn from the full set of available runs, and the policy effect is re-estimated under both paired and independent

designs. The empirical standard deviation of these estimates provides an estimate of the sampling standard error at that sample size.

Because confidence intervals are constructed directly from these standard errors, the variance reduction induced by pairing translates mechanically into tighter uncertainty bands at any fixed n . The next subsection examines this implication explicitly by comparing the shrinkage of confidence intervals under paired and independent evaluation as the number of evaluation seeds increases.

3.6.2 Confidence Interval Shrinkage

While standard errors provide a direct measure of estimator variability, confidence intervals are the primary object used to communicate statistical uncertainty in applied policy evaluation. This subsection examines how the variance reduction induced by paired evaluation translates into tighter confidence intervals for estimated policy effects.

For a two-sided 95% confidence interval, the half-width is given by

$$CIW_{0.95} = z_{0.975} SE$$

Under paired evaluation, SE is reduced as a function of seed-level correlation, implying a proportional reduction in confidence interval width at every sample size. Figure 1 plots the half-width of the 95% confidence interval as a function of the number of evaluation runs under paired and independent designs.

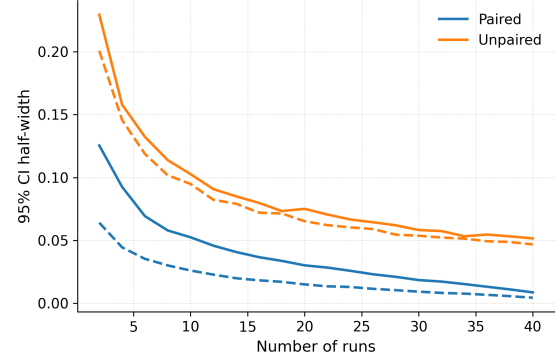


Figure 1: 95% Confidence Interval half-width of the estimated policy effect under paired and independent evaluation designs for the GDP (Solid) and Gini (Dashed) objective, using wealth Gini as the outcome metric.

The distinction between the two designs is evident in the level of uncertainty at any fixed sample size. Across the full range of evaluated runs, paired evaluation yields uniformly narrower confidence intervals than independent evaluation. This reduction follows mechanically from the positive seed-level covariance discussed earlier and does not rely on asymptotic approximations or additional distributional assumptions.

The practical implications are particularly salient in the finite-sample regime typical of learning-based simulators. For a moderate number of seeds, confidence intervals under independent evaluation remain wide, often obscuring meaningful policy differences even when point estimates are well separated. Paired

evaluation achieves substantially tighter uncertainty bounds at the same sample size, shifting the range of n over which policy effects become statistically discernible. This shift has direct consequences for the ability to detect non-zero effects, for the effective information content of each evaluation run, and for the stability of qualitative conclusions drawn from finite samples.

3.6.3 Statistical Power to Detect Policy Effects

Statistical power characterises the probability of correctly detecting a true policy effect of a given magnitude under repeated evaluation. For a two-sided hypothesis test at significance level α , power depends on the minimum detectable effect, the variability of the estimator, and the number of evaluation seeds through its impact on the standard error. Since paired evaluation directly reduces the estimator variance via positive seed-level correlation, it improves power mechanically, holding all other design elements fixed. To formalise this relationship, we use the standard normal approximation to express power as a function of the effect size relative to the standard error.

$$\text{Power} \approx 1 - \Phi\left(z_{1-\alpha/2} - \frac{|\Delta|}{\text{SE}}\right) \quad (4)$$

where $\Phi(\cdot)$ denotes the standard normal cumulative distribution function. The equation shows that statistical power is increasing in the signal-to-noise ratio $|\Delta|/\text{SE}$. For a fixed target effect size, improvements in power arise entirely through reductions in the standard error, which in turn scale with both the number of evaluation seeds and the evaluation design.

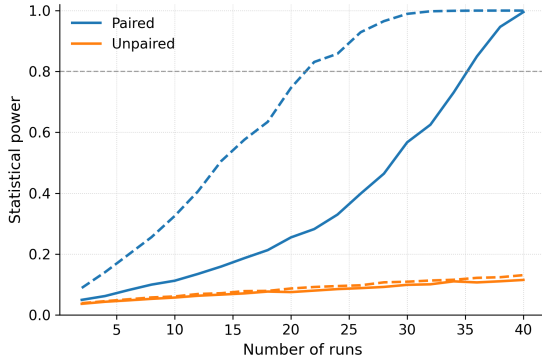


Figure 2: Statistical Power of the estimated policy effect under paired and independent evaluation designs for the GDP (Solid) and Gini (Dashed) objective, to detect a 2% change in wealth Gini.

Figure 2 illustrates the practical implications of equation 4. The minimum detectable effect is set to 2 percentage points of the outcome metric, and under paired evaluation, the power rises sharply with the number of runs, crossing the conventional 80% threshold at approximately 36 runs (18 seeds) for the GDP objective. In contrast, independent evaluation remains severely underpowered over the same range. This divergence reflects the variance reduction achieved through pairing rather than any increase in effect magnitude. Consequently, paired evaluation transforms run allocation from a computational burden into a

statistically efficient design choice, enabling reliable detection of policy effects at sample sizes that would otherwise be inadequate.

3.6.4 Directional Stability

Before learning based simulators are used to support precise quantitative policy prescriptions, they are likely to be deployed in more qualitative decision settings. In particular, early use cases typically involve assessing whether a proposed intervention improves or worsens an outcome of interest. In such contexts, the reliability of directional conclusions is often more important than the exact magnitude of estimated effects. We therefore complement the power analysis with an examination of directional stability under paired and unpaired evaluation designs.

Directional stability concerns the probability of correctly identifying the sign of the treatment effect. Let $\hat{\Delta}_n$ denote the estimated treatment effects using a subsample of $2n$ runs, and let $\hat{\Delta}_{full}$ denote the estimate computed using all available seeds. We measure directional stability as the probability that the subsample estimate agrees in sign with the full sample estimate

$$\Pr(\text{sign}(\hat{\Delta}_n) = \text{sign}(\hat{\Delta}_{full}))$$

The full sample estimate serves as a high precision reference for the underlying treatment direction. This choice reflects statistical efficiency rather than an assumption of correctness of any particular evaluation design, and provides a common benchmark against which both paired and unpaired subsampling procedures are assessed.

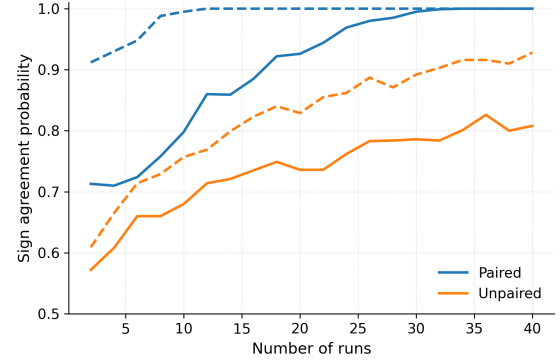


Figure 3: Sign Agreement of the estimated policy effect under paired and independent evaluation designs, for the GDP (Solid) and Gini (Dashed) objectives, using wealth gini as the outcome metric.

Figure 3 reports the directional stability as a function of the total simulator runs for paired and unpaired evaluation. Paired evaluation achieves substantially higher sign agreement at small and moderate computational budgets, with the probability of directional agreement approaching unity with far fewer runs. In contrast, unpaired evaluation exhibits persistent sign instability, requiring many more runs to attain comparable reliability. This pattern reflects the variance reduction induced by shared

randomness across policy regimes, which directly reduces the likelihood of spurious design reversals.

3.6.5 Effective Sample Size

A convenient way to summarise the statistical advantage of paired evaluation is through the notion of an effective sample size. Rather than interpreting variance reduction abstractly, the effective sample size translates the precision gain into an equivalent number of independent simulation runs. Specifically, it answers the following question: how many independent runs would be required to achieve the same variance as a paired design with shared seeds? Framing the result in this way makes the implications of correlation directly interpretable in terms of computational cost and experimental scale.

Formally, we define the effective sample size r_{eff} as the number of independently seeded simulator runs required to achieve the same variance as a paired evaluation based on r total runs. Equating the variance of the paired estimator with that of an independent estimator based on r_{eff} runs yields

$$r_{\text{eff}} = r \cdot \frac{\sigma_1^2 + \sigma_0^2}{\sigma_1^2 + \sigma_0^2 - 2\rho\sigma_1\sigma_0} \quad (5)$$

In the case where $\sigma_1^2 \approx \sigma_0^2$, this expression simplifies to

$$r_{\text{eff}} = \frac{r}{1 - \rho}$$

The simplified expression highlights the central role of correlation when the outcome variances under the two policies are approximately equal. Interpreted in terms of computational cost, a paired evaluation using r total simulator runs achieves the same estimator precision as an independent evaluation using approximately $r/(1 - \rho)$ runs.

3.7 Implications and Summary

In practice, implementation of paired seed evaluation is straightforward. Seeds are treated as random across comparison pairs rather than across individual runs. A seed is drawn once and reused across all conditions under comparison, ensuring that observed differences reflect treatment effects rather than seed-induced variation. Paired tests such as the paired t -test or Wilcoxon signed-rank test do not require outcomes under different systems to be independent; instead, they require independence across experimental units. In the present setting, a random seed defines a complete stochastic realisation of the simulator and learning process and therefore constitutes a natural experimental unit. Reusing the same seed across systems induces dependence within each pair, but this dependence is explicitly accounted for by paired inference and does not violate test assumptions, provided that seeds are drawn independently across pairs. When seed-level correlation is positive, paired evaluation yields strictly tighter uncertainty estimates for the same computational budget. If the estimated correlation is zero or negative, the paired structure can be ignored in inference and the runs treated as independent, in which case all standard estimators and inference procedures remain valid. Paired seed evaluation is therefore weakly dominant in practice.

The magnitude of efficiency gains depends on how randomness propagates through the learning process. In environments where the random seed governs not only episodic noise but also the stochastic structure encountered throughout training, such as procedural generation of task instances or layouts, learning trajectories across different policies may remain strongly aligned. Changes to hyperparameters, reward functions, or learning algorithms then perturb optimisation dynamics around a shared underlying realisation rather than inducing independent sources of variability. A related concern is that sharing seeds may align weight initialisation or other sources of algorithmic randomness when systems differ only in localised design choices such as activation functions. This alignment does not invalidate inference. Instead, it induces positive seed-level correlation, which paired evaluation exploits by estimating within-seed differences and removing variability attributable to the stochastic realisation rather than the treatment effect.

From this perspective, shared randomness is not merely a nuisance to be averaged away but a source of information that can be systematically exploited. Many learning benchmarks and simulators already expose this structure implicitly through fixed seeds and persistent training randomness. By treating the random seed as the unit of randomisation and ensuring that dominant sources of simulator stochasticity are governed by this shared seed, benchmarks can naturally support paired seed evaluation. The primary practical requirement is that independence holds across seeds rather than across systems evaluated under the same seed. Paired seed evaluation formalises how this structure can be used to improve statistical efficiency without increasing computational budgets or altering experimental protocols. As learning-based simulators grow in complexity and cost, exploiting seed-level alignment provides a simple and principled means of improving the reliability of comparative evaluation.

4 CASE STUDY

We illustrate the practical implications of Paired Seed Evaluation (PSE) through a worked case study based on an extension of the TaxAI simulator[11]. We augment the government action space with an additional endogenously learned policy corresponding to a universal basic income (UBI) specified as a fraction of GDP, and compare transfer and no-transfer regimes under identical training and evaluation budgets. The purpose of this case study is not to provide a comprehensive policy analysis of UBI, but to demonstrate how PSE alters statistical reliability and qualitative conclusions in a learning-based policy simulator.

4.1 Experimental Setup

We consider two policy regimes: a baseline learned tax-and-transfer policy without universal transfers, and an augmented policy that includes a universal basic income (UBI) specified as a fraction of contemporaneous GDP. The UBI rate is learned endogenously as part of the government policy.

Both regimes are trained using identical learning algorithms, hyperparameters, and training horizons. Differences in training dynamics are not the focus of this case study; all comparisons are based on post-training evaluation outcomes.

The government policy is trained under three objectives: maximizing per capita GDP, minimizing inequality via the Gini coef-

Table 2: Estimated policy effects under the GDP–GINI objective at a fixed evaluation budget of 44 runs. Point estimates coincide across evaluation designs by construction; differences arise solely from uncertainty estimation.

Metric	$\hat{\Delta}$	Paired 95% CI		Independent 95% CI	
		Lower	Upper	Lower	Upper
Wealth Gini	−0.039	−0.052	−0.027	−0.097	0.018
Income Gini	−0.022	−0.044	−0.000	−0.077	0.033
Per-capita GDP ($\times 10^5$)	−0.942	−3.142	1.257	−23.051	21.165
Tax–GDP ratio	0.045	0.008	0.081	−0.058	0.147

ficient, and a hybrid GDP–Gini objective balancing efficiency and equity. In each setting, the government agent jointly selects tax parameters and the UBI transfer rate based on the chosen reward. The environment comprises 100 heterogeneous households whose interactions determine aggregate and distributional outcomes. Evaluation is performed in a stationary post-training environment, with metrics reported as time averages over a fixed horizon.

We evaluate policies under two designs: paired evaluation, where both regimes share identical random seeds and thus matched stochastic realizations, and unpaired evaluation, where regimes use independent seeds. Computational budgets are matched, with one paired seed corresponding to two simulator runs. Policy effects are assessed using aggregate macroeconomic outcomes, reporting mean differences and confidence intervals for each metric. This design enables a direct comparison of statistical efficiency and reliability between paired and unpaired evaluations. Further details are provided in Appendix B.

4.2 Paired and Unpaired Evaluation Outcomes

Table 2 reports policy effect estimates under the GDP–GINI objective using a fixed budget of 44 simulator runs. To isolate uncertainty estimation, the same paired seed outcomes are used for both paired and independent estimators, with paired observations treated as unpaired in the latter. Because both estimators compute average differences and subtraction is linear, point estimates are identical by construction; all differences arise solely from how variability is quantified.

Across all metrics, PSE yields substantially narrower confidence intervals than independent evaluation. For inequality measures, this reduction is large enough to change inferential conclusions: both wealth and income Gini coefficients have paired 95% confidence intervals that exclude zero, while the corresponding independent intervals are wide and include zero. This divergence occurs despite identical point estimates and identical numbers of simulator runs and is entirely due to the exploitation of positive seed-level correlation.

A similar pattern holds for aggregate outcomes. For per-capita GDP, the independent interval is an order of magnitude wider than the paired one, indicating severe variance inflation, while the paired interval meaningfully constrains plausible effect sizes. The tax–GDP ratio is likewise estimated more precisely under pairing, with the paired interval excluding zero and the independent interval not.

Consistent confidence interval narrowing is observed across objectives and metrics (Appendix Table B.1). Under fixed com-

putational budgets, PSE leverages seed-level correlation into effective sample size gains, yielding tighter intervals and, in some cases, different inferential conclusions. Independent evaluation discards this correlation, causing avoidable variance inflation and potentially obscuring effects detectable at the same budget.

4.3 Economic Effects Revealed by Paired Seed Evaluation

This subsection does not advance new policy claims on UBI. Its purpose is to show how reduced evaluation noise under paired seed evaluation reveals qualitative economic patterns that are obscured under unpaired evaluation.

Under paired evaluation, coherent patterns emerge across objectives. When training targets GDP, inequality measures show no systematic change, with confidence intervals spanning zero. Under the Gini and GDP–Gini objectives, paired evaluation instead yields concentrated estimates indicating reductions in both wealth and income inequality. These objective-consistent distinctions become visible only when seed-level correlation is exploited.

Unpaired evaluation fails to recover these patterns. Confidence intervals are sufficiently wide that inequality effects remain indistinguishable from noise, even when point estimates align, rendering objective-dependent distributional responses inconclusive.

The same contrast appears for aggregate outcomes. Under paired evaluation, per capita GDP effects are tightly bounded around zero across objectives, indicating limited output distortion. Unpaired evaluation admits large positive and negative effects, precluding inference. Similarly, paired evaluation identifies modest increases in the tax-to-GDP ratio required to finance UBI, while unpaired evaluation remains uninformative. Owing to the progressive tax structure, this burden falls disproportionately on higher-income and higher-wealth households.

Taken together, these results indicate that the economic regularities highlighted here are not artefacts of policy design, but of evaluation design. Paired evaluation reveals objective-aligned redistribution, fiscally feasible financing, and limited output distortion, whereas unpaired evaluation obscures these qualitative patterns under the same computational budget.

4.4 Implications for Evaluation Practice

The case study demonstrates that evaluation design plays a central role in determining the reliability of conclusions drawn from learning based simulators. When outcomes exhibit substantial seed level variability and positive correlation across regimes,

PSE can materially alter inferential outcomes under fixed computational budgets. In such settings, unpaired evaluation does not provide additional robustness, but instead inflates uncertainty and weakens statistical power.

The magnitude of this efficiency gain is substantial in practice. In the case study, seed level correlations range from moderately high to near perfect across objectives and metrics, translating into large effective sample size gains under paired evaluation. Depending on the objective and outcome metric, paired evaluation achieves precision equivalent to roughly three to over one hundred times as many independent simulator runs. These results indicate that the benefits of pairing are not marginal refinements, but represent substantial reductions in the computational effort required for reliable inference.

These observations suggest a simple practical guideline. When alternative policies are evaluated within the same simulator, using comparable training pipelines and shared sources of stochasticity, PSE should be the default choice. Independent evaluation remains appropriate when correlation is non-positive, but otherwise leads to avoidable variance inflation and unreliable comparisons.

5 LIMITATIONS

The effectiveness of paired seed evaluation depends on the presence of positive seed-level correlation between outcomes under comparison. While this condition holds naturally in many learning-based simulators where seeds govern initialization, procedural generation, and training dynamics, the reader should verify empirically that correlation is positive in their specific setting, which can be done directly from the paired outcomes at negligible additional cost.

The magnitude of correlation may vary across evaluation metrics: structured or constrained objectives that depend on shared macro-level state variables often exhibit stronger seed-level alignment than raw rewards, which may be dominated by short-horizon or idiosyncratic noise. Importantly, correlation is only required for the specific metric being compared. Paired evaluation yields tighter estimates precisely for those quantities whose outcomes exhibit positive seed-level correlation, regardless of whether other auxiliary metrics do so. Negative correlation could arise in settings where algorithmic differences interact strongly with seed-determined states, such that treatments perform systematically better on complementary subsets of seeds. If estimated correlation is zero or negative, paired evaluation offers no advantage, though it remains statistically valid as runs can simply be treated as independent.

Paired seed evaluation is most effective when random seeds control the primary sources of training variability. In environments where major sources of randomness remain uncontrolled by the seed, such as asynchronous parallel training, hardware non-determinism, or timing-dependent interactions, the strength of seed-level correlation may be diminished. Similarly, if compared algorithms use seeds to control fundamentally different random processes, the extent of shared structure may be limited. For PSE to deliver substantial gains, it is therefore important that experimental infrastructure ensures reproducibility and that seeds govern overlapping aspects of the learning process across all conditions under comparison.

6 CONCLUSION

This paper shows that evaluation in learning-based simulators can be substantially improved by exploiting shared sources of randomness across alternative interventions. When outcomes under competing treatments are generated using identical random seeds, they often exhibit positive correlation arising from common initial conditions, stochastic shocks, and overlapping learning trajectories. Paired seed evaluation leverages this structure to reduce estimator variance without increasing the number of simulator runs.

We developed a unified statistical framework for paired evaluation and demonstrated how variance reduction directly translates into tighter confidence intervals, higher statistical power, improved directional stability, and a clear notion of effective sample size. These results clarify that the gains from pairing are not merely theoretical, but materially improve inferential reliability at evaluation budgets commonly used in practice. The effective sample size formulation makes these gains interpretable in terms of equivalent independent runs, explicitly linking seed-level correlation to computational cost.

Using a large scale learning based simulator as a worked example, we showed that paired evaluation can uncover systematic effects that remain statistically inconclusive under independent evaluation at the same budget. The empirical results highlight how paired designs convert shared randomness from a source of noise into a source of signal, thereby improving both precision and interpretability. While the case study is illustrative, the conclusions are methodological and apply broadly across simulation based evaluation settings.

Beyond individual experimental studies, the results also have implications for the design of benchmarks themselves. Many widely used learning-based benchmarks already fix random seeds and environments across runs, but do not explicitly structure evaluations to exploit this shared randomness. Incorporating PSE into benchmark design or evaluation methods would allow benchmarks to deliver more statistically informative comparisons at no additional computational cost. From this perspective, PSE can be viewed not only as an analysis technique, but as a lightweight modification to benchmark evaluation methodology that improves the reliability and interpretability of reported results.

The applicability of the approach is straightforward. Whenever outcomes across alternatives exhibit positive seed level correlation, paired evaluation is statistically preferable. If correlation is weak or absent, paired runs may be treated as independent, recovering standard evaluation without loss of validity. As a result, paired seed evaluation introduces no additional risk and no additional computational cost.

In summary, this work advocates a shift in how comparative evaluations are conducted in learning based simulators and benchmarks. Rather than discarding shared randomness, paired evaluation exploits it as a structural feature of the problem. We hope this perspective encourages more statistically efficient, transparent, and reproducible evaluation practices across simulation-driven research.

REFERENCES

- [1] Peter Henderson, Riashat Islam, Philip Bachman, Joelle Pineau, Doina Precup, and David Meger. Deep reinforcement learning that matters. In *Proceedings of the Thirty-Second AAAI Conference on Artificial Intelligence and Thirtieth Innovative Applications of Artificial Intelligence Conference and Eighth AAAI Symposium on Educational Advances in Artificial Intelligence*, AAAI’18/IAAI’18/EAAI’18. AAAI Press, 2018. ISBN 978-1-57735-800-8.
- [2] Riashat Islam, Peter Henderson, Maziar Gomrokchi, and Doina Precup. Reproducibility of benchmarked deep reinforcement learning tasks for continuous control, 2017. URL <https://arxiv.org/abs/1708.04133>.
- [3] Andrew Patterson, Samuel Neumann, Martha White, and Adam White. Empirical design in reinforcement learning. *Journal of Machine Learning Research*, 25(318):1–63, 2024.
- [4] Rishabh Agarwal, Max Schwarzer, Pablo Samuel Castro, Aaron Courville, and Marc G. Bellemare. Deep reinforcement learning at the edge of the statistical precipice. In *Proceedings of the 35th International Conference on Neural Information Processing Systems*, NIPS ’21, Red Hook, NY, USA, 2021. Curran Associates Inc. ISBN 9781713845393.
- [5] Cédric Colas, Olivier Sigaud, and Pierre-Yves Oudeyer. How many random seeds? statistical power analysis in deep reinforcement learning experiments, 2018. URL <https://arxiv.org/abs/1806.08295>.
- [6] Yan Duan, Xi Chen, Rein Houthoofd, John Schulman, and Pieter Abbeel. Benchmarking deep reinforcement learning for continuous control. In Maria Florina Balcan and Kilian Q. Weinberger, editors, *Proceedings of The 33rd International Conference on Machine Learning*, volume 48 of *Proceedings of Machine Learning Research*, pages 1329–1338, New York, New York, USA, 20–22 Jun 2016. PMLR.
- [7] Michael Laskin, Aravind Srinivas, and Pieter Abbeel. CURL: Contrastive unsupervised representations for reinforcement learning. In Hal Daumé III and Aarti Singh, editors, *Proceedings of the 37th International Conference on Machine Learning*, volume 119 of *Proceedings of Machine Learning Research*, pages 5639–5650. PMLR, 13–18 Jul 2020.
- [8] Chao Yu, Akash Velu, Eugene Vinitsky, Jiaxuan Gao, Yu Wang, Alexandre Bayen, and Yi Wu. The surprising effectiveness of ppo in cooperative, multi-agent games, 2022. URL <https://arxiv.org/abs/2103.01955>.
- [9] Georgios Papoudakis, Filippos Christianos, Lukas Schäfer, and Stefano V. Albrecht. Benchmarking multi-agent deep reinforcement learning algorithms in cooperative tasks, 2021. URL <https://arxiv.org/abs/2006.07869>.
- [10] Stephan Zheng, Alexander Trott, Sunil Srinivasa, David C. Parkes, and Richard Socher. The ai economist: Optimal economic policy design via two-level deep reinforcement learning. *arXiv preprint arXiv:2108.02755*, 2021.
- [11] Qirui Mi, Siyu Xia, Yan Song, Haifeng Zhang, Shenghao Zhu, and Jun Wang. Taxai: A dynamic economic simulator and benchmark for multi-agent reinforcement learning. In *Proceedings of the 23rd International Conference on Autonomous Agents and Multiagent Systems*, AAMAS ’24, page 1390–1399, Richland, SC, 2024. International Foundation for Autonomous Agents and Multiagent Systems. ISBN 9798400704864.
- [12] Xuening Wu, Shenqin Yin, Yanlan Kang, Xinhang Zhang, Qianya Xu, Zeping Chen, and Wenqiang Zhang. Sgm: A statistical godel machine for risk-controlled recursive self-modification, 2025. URL <https://arxiv.org/abs/2510.10232>.
- [13] Francesco Immorlano, Elijah Tavares, Felix Draxler, Padhraic Smyth, Pierre Gentine, and Stephan Mandt. Technical report: Towards unified diffusion models for multi-model climate emulation at scale, 2025. URL <https://arxiv.org/abs/2511.22970>.
- [14] Maulik K. Nariya, Caitlin E. Mills, Peter K. Sorger, and Artem Sokolov. Paired evaluation of machine-learning models characterizes effects of confounders and outliers. *Patterns*, 4(8):100791, 2023. ISSN 2666-3899. doi: <https://doi.org/10.1016/j.patter.2023.100791>.
- [15] Maxime Peyrard, Wei Zhao, Steffen Eger, and Robert West. Better than average: Paired evaluation of NLP systems. In Chengqing Zong, Fei Xia, Wenjie Li, and Roberto Navigli, editors, *Proceedings of the 59th Annual Meeting of the Association for Computational Linguistics and the 11th International Joint Conference on Natural Language Processing (Volume 1: Long Papers)*, pages 2301–2315, Online, August 2021. Association for Computational Linguistics. doi: 10.18653/v1/2021.acl-long.179.
- [16] Yaodong Yang, Rui Luo, Minne Li, Ming Zhou, Weinan Zhang, and Jun Wang. Mean field multi-agent reinforcement learning. In *Proceedings of the 35th International Conference on Machine Learning (ICML 2018)*, *Proceedings of Machine Learning Research*, pages 5571–5580. PMLR, 2018.

A APPENDIX - DERIVATIONS

A.1 Standard Error and Effective Sample Size

A paired evaluation based on r total simulator runs corresponds to $r/2$ paired seeds. The variance of the paired sample mean estimator is therefore

$$\text{Var}_{\text{pair}} = \frac{\sigma_1^2 + \sigma_0^2 - 2\rho\sigma_1\sigma_0}{r/2}$$

Under independent evaluation, the two outcomes are generated using independent seeds, implying

$$\text{Var}_{\text{ind}} = \frac{\sigma_1^2 + \sigma_0^2}{r/2}$$

Taking square roots yields the corresponding standard errors. Expressing the paired standard error relative to the independent one gives

$$\text{SE}_{\text{pair}} = \text{SE}_{\text{ind}} \sqrt{1 - \frac{2\rho\sigma_1\sigma_0}{\sigma_1^2 + \sigma_0^2}}$$

which establishes Equation 3. Positive seed-level correlation therefore directly reduces estimator uncertainty under paired evaluation.

This variance reduction admits an equivalent interpretation in terms of effective sample size. Let r_{eff} denote the number of independently seeded runs required to achieve the same variance as a paired evaluation based on r total runs. An independent evaluation using r_{eff} runs has variance

$$\text{Var}_{\text{ind}} = \frac{\sigma_1^2 + \sigma_0^2}{r_{\text{eff}}/2}$$

Equating this expression with Var_{pair} and solving for r_{eff} yields

$$r_{\text{eff}} = r \cdot \frac{\sigma_1^2 + \sigma_0^2}{\sigma_1^2 + \sigma_0^2 - 2\rho\sigma_1\sigma_0}$$

which establishes Equation 5. This expression quantifies the computational gains from pairing in terms of equivalent independent simulator runs.

B APPENDIX - CASE STUDY DETAILS

B.1 The TaxAI Framework [11]

TaxAI is a dynamic Bewley–Aiyagari economy implemented as a partially observable multi-agent reinforcement-learning environment. Households and the government learn behavioural policies over time, rather than solving analytical optimization problems. This makes TaxAI suitable for studying policy interventions whose effects depend on bounded rationality, information frictions, and adaptive decision-making, which directly motivates our UBI extension.

Each household chooses consumption, savings, and labour supply while facing idiosyncratic productivity shocks and non-linear taxes. Household income at time t is given by:

$$i_t = W_t e_t h_t + r_{t-1} a_t$$

where W_t is the wage rate, e_t labour productivity, h_t working hours, a_t asset and return to savings r_{t-1} . Households cannot borrow ($a_t \geq 0$). To reflect realistic information frictions, TaxAI compresses household-level information into two coarse bins; the top 10% richest and bottom 50% poorest. Agents observe their own productivity and assets, along with grouped averages of income, wealth, and productivity, while the government observes economy-wide aggregates. This partial-observability structure shapes how learned policies respond to macroeconomic conditions.

Households face income taxes $T(i_t)$, wealth taxes $T^a(a_t)$, and a proportional consumption tax rate τ_s . Their period budget constraint is:

$$(1 + \tau_s)c_t + a_{t+1} = i_t - T(i_t) + a_t - T^a(a_t)$$

This constraint defines the mapping between government policy and household behaviour. The specific tax functions follow the non-linear HSV formulation from the original TaxAI model, and we refer the reader to the original work for full details.

The government learns a policy over non-linear income-tax parameters, wealth-tax parameters, consumption-tax rates, and spending. Prices are determined each period by a representative firm with Cobb–Douglas production and a financial intermediary that converts savings into capital. These components are unchanged and provide the macroeconomic backbone for our extension.

This baseline defines behavioural frictions and macro feedbacks that our UBI mechanism must operate within. In the next section, we introduce an endogenous UBI policy that is jointly learned with the tax parameters, enabling a controlled comparison between economies with and without transfers.

B.2 UBI Mechanism

This section introduces a universal basic income (UBI) mechanism into the TaxAI environment described previously. The extension is deliberately minimal; it preserves the original market structure, household decision problem, and learning setup, while adding a single redistributive instrument that operates through lump-sum transfers. This design enables clean comparisons between economies with and without transfers, holding all other institutional features fixed.

We augment the government’s action space with a scalar policy parameter $\phi_t \in [0, \bar{\phi}]$, representing the fraction of contemporaneous gross domestic product allocated to UBI. The UBI budget at time t is given by

$$\mathcal{U}_t = \phi_t Y_t$$

where Y_t denotes aggregate output produced by the representative firm. The government selects ϕ_t jointly with the existing tax and spending parameters as part of its reinforcement-learning policy. The upper bound $\bar{\phi}$ is fixed exogenously to ensure fiscal feasibility and stabilize learning.

UBI is distributed uniformly across households. Let N denote the number of households. The per-household transfer implied by policy ϕ_t is

$$u_t = \frac{\mathcal{U}_t}{N}$$

To avoid contemporaneous feedback loops and to reflect realistic administrative delays, transfers are paid with a one-period lag. A UBI decision made at time t is disbursed at time $t + 1$.

Upon receipt at time $t + 1$, the UBI transfer is added to household assets after income and asset taxes have been applied, but before households choose consumption and savings. The household budget constraint therefore becomes

$$(1 + \tau_s)c_t + a_{t+1} = i_t - T(i_t) + a_t - T^a(a_t) + u_{t-1}$$

where u_{t-1} denotes the per-household UBI payment determined in the previous period.

By construction, the transfer is lump-sum and does not depend on individual income, assets, or labour supply. It therefore does not alter within-period marginal incentives, though it affects future behaviour through wealth accumulation. The transfer augments household wealth directly and is subject to standard taxation only from period $t + 2$ onward, once it becomes part of the endogenous asset state.

The government's inter-temporal budget constraint is modified to account for UBI disbursements. Let B_t denote government debt. Total UBI paid at time t is equal to \mathcal{U}_{t-1} , and enters the budget constraint symmetrically with other expenditures:

$$(1 + r_{t-1})B_t + G_t + \mathcal{U}_{t-1} = B_{t+1} + T_t$$

where T_t denotes total tax revenue from income, wealth, and consumption taxes as defined above. No additional financing instrument is introduced; UBI is funded implicitly through taxation and government debt. No additional financing instrument is introduced; UBI is financed through the government's existing tax and debt instruments.

The UBI parameter ϕ_t is selected under the same partial-observability constraints as other fiscal instruments. The government observes grouped macroeconomic aggregates but does not condition transfers on individual-level states. Households do not observe ϕ_t directly; instead, they infer policy effects through realized transfers and aggregate outcomes. This preserves the informational structure of TaxAI.

In the baseline TaxAI environment, episodes terminate whenever aggregate household consumption and government expenditure exceed contemporaneous output, enforcing a hard feasibility constraint. Under universal transfers, this rule induces frequent premature termination and prevents meaningful policy evaluation, as exploratory policies involving UBI are truncated before their longer-run effects can be observed.

To maintain incentives towards feasibility while allowing learning to proceed, we replace hard termination with a strongly binding penalty applied to the government's reward whenever aggregate demand exceeds output. The penalty is proportional to normalized excess demand and is smoothly bounded to ensure numerical stability. Formally, define the excess-demand penalty κ_t and the corresponding government reward r_t^{gov} adjustment as:

$$\kappa_t = \max\left(0, \frac{C_t + G_t - Y_t}{Y_t}\right)$$

$$r_t^{\text{gov}} \leftarrow r_t^{\text{gov}} - \lambda_\kappa \tanh(\kappa_t)$$

where $\lambda_\kappa > 0$ is a fixed penalty weight that governs the severity of the feasibility violation in the government's reward. Empirically, the excess-demand penalty becomes inactive after early training for most runs, indicating that the learned policy internalizes the resource constraint rather than relying on infeasible states.

This extension treats UBI as a universal, unconditional transfer that redistributes wealth and smooths consumption without directly distorting labour or savings decisions. The government is allowed to use UBI as an additional policy lever alongside existing fiscal instruments, but the analysis focuses on how the availability of this instrument alters behaviour and aggregate outcomes, rather than on the composition of the learned policy rules themselves. Because the only difference between experimental economies is the presence of the UBI instrument, and because identical random seeds are used across runs, the framework permits paired seed evaluation of distributional, behavioural, and macroeconomic outcomes.

B.3 Agents and Learning Setup

The learning framework closely follows the original TaxAI design; the only modification is the inclusion of the UBI policy parameter in the government's action space. All agents are trained using the Bi-level Mean-Field Actor-Critic (BMFAC) algorithm, which we employ consistently across all experiments to ensure comparability.

The economy is modelled as a partially observable multi-agent Markov game with two types of strategic agents: a single government agent and a large population of heterogeneous household agents. The government learns fiscal policy parameters, while households learn individual consumption, savings, and labour-supply strategies. Due to the large number of households, direct centralized training over the full joint state space is infeasible. Following TaxAI, we therefore adopt a mean-field approximation in which households interact with aggregate group-level statistics rather than the full population state[16].

B.4 Objectives and Reward Functions

The reward structure is identical to that of TaxAI. Household agents maximize discounted lifetime utility, given by a CRR utility function over consumption minus disutility from labour supply. No additional reward shaping or penalties are introduced, and the UBI transfer affects household behaviour only through the budget constraint.

The government's objective is task-dependent. We consider three of the four reward specifications defined in the TaxAI framework: (i) maximizing GDP growth, (ii) minimizing inequality, and (iii) a multi-objective combination of maximising GDP and minimising inequality. For each reward specification, we conduct paired experiments with and without UBI, holding the learning algorithm and training protocol fixed. This design allows us to assess how the presence of UBI alters outcomes under different policy objectives, rather than conditioning results on a single normative criterion.

B.5 Action Spaces and Constraints

The household action space is unchanged from TaxAI. Each household selects a savings ratio and labour supply level, which

Table B.1: Estimated policy effects at a fixed evaluation budget of 44 runs. Point estimates coincide across evaluation designs by construction; differences arise solely from uncertainty estimation.

Metric	$\hat{\Delta}$	Paired 95% CI		Independent 95% CI	
		Lower	Upper	Lower	Upper
GDP Objective					
Wealth Gini	−0.0238	−0.0536	0.0060	−0.0749	0.0273
Income Gini	0.0006	−0.0307	0.0319	−0.0577	0.0589
Per-capita GDP ($\times 10^5$)	1.4761	−1.7099	4.6620	−9.1778	12.1299
Tax–GDP ratio	0.0426	−0.0302	0.1155	−0.0902	0.1755
GINI Objective					
Wealth Gini	−0.0339	−0.0486	−0.0192	−0.0805	0.0127
Income Gini	0.0024	−0.0210	0.0259	−0.0516	0.0565
Per-capita GDP ($\times 10^5$)	2.1004	−1.1896	5.3904	−12.0359	16.2367
Tax–GDP ratio	−0.0069	−0.0756	0.0617	−0.1206	0.1067

jointly determine consumption and next-period assets subject to the household budget constraint.

The government’s action space includes all fiscal instruments defined in TaxAI; non-linear income-tax parameters, non-linear wealth-tax parameters, and the government spending-to-GDP ratio, augmented by a single additional scalar action corresponding to the UBI share of GDP. Thus, the dimensionality of the government action space increases by one relative to the baseline environment. All feasibility constraints, action bounds, and proportional-action formulations remain unchanged, ensuring that fiscal policies respect the same budgetary structure as in the original model.

B.6 Training Procedure and Stability

Training follows the same protocol as TaxAI. Government and household agents learn simultaneously using BMFAC, with decentralized execution and critics conditioned on mean-field aggregate information. Exploration, action clipping, reward normalization, and other stabilization mechanisms are inherited directly from the baseline framework. No new regularization terms or constraint-handling mechanisms are introduced specifically for UBI.

While minor adjustments to exploration hyperparameters were required to accommodate the expanded action space, these changes are purely practical tuning choices and do not alter the learning architecture or objectives. Training is conducted for a fixed number of epochs for all experiments. As is standard in non-stationary multi-agent settings, we do not claim formal convergence guarantees in this non-stationary multi-agent setting; rather, training horizons are chosen such that aggregate outcomes stabilise prior to evaluation, and are held fixed across all policy regimes to ensure comparability.