

Heavy-Tailed Hall Conductivity Fluctuations in Quantum Hall Transitions

Emuna Rimón, Eytan Grosfeld, Yevgeny Bar Lev

Department of Physics, Ben-Gurion University of the Negev, Beer-Sheva 8410501, Israel

(Dated: December 30, 2025)

We study the full distribution of the zero-temperature Hall conductivity in a lattice model of the IQHE using the Kubo formula across disorder realizations. Near the localization–delocalization transition, the conductivity exhibits heavy-tailed fluctuations characterized by a power-law decay with exponent $\alpha \approx 2.3 - 2.5$, indicating a finite mean but a divergent variance. The heavy tail persists across a range of system sizes, correlation lengths of the disorder potential and fillings. Our results demonstrate a breakdown of self-averaging in transport in small, coherent samples near criticality, in agreement with findings in random matrix models of topological indices.

Introduction.— Disorder plays a crucial role in the integer quantum Hall effect (IQHE), giving finite widths to Hall conductivity σ_{xy} as a function of the filling or magnetic flux. While scaling analysis has long established universal exponents for the divergence of the localization length and the critical behavior of transport [1, 2], the statistical properties of the transport observables themselves, beyond their disorder-averaged values, remain much less explored. Understanding their full distribution can reveal additional universal behavior and clarify whether, and where, fluctuations become significant and may even dominate the transport.

In disordered metals and in the absence of a magnetic field, the longitudinal conductance exhibits universal sample-to-sample fluctuations whose variance is independent of microscopic details of the disorder [3–5]. These universal conductance fluctuations (UCF) have a finite magnitude of order e^2/h , implying that the conductance is not self-averaging in one or two dimensions. Weak non-quantizing magnetic fields do not significantly change the variance, however when magnetic field becomes quantizing, specifically in two dimensions, the nature of conductance fluctuations is less well understood. The Hall conductivity, σ_{xy} , is known to be self-averaging when it is quantized. Moreover, in gapped or fully localized regimes the Hall conductivity also coincides with the integer Chern number [6, 7]. Large fluctuations therefore arise only at the plateau transitions, where the chemical potential moves into a region of extended states.

Simulations of the Chalker-Coddington network model have shown that the two-terminal conductance distribution at plateau transitions becomes ex-

tremely broad, approaching a nearly uniform form. Such behavior can indeed be observed in mesoscopic samples, where the sample dimensions are not much larger than the dephasing length [8, 9]. However, a two-terminal setup mixes longitudinal and transverse responses, obscuring the intrinsic Hall physics. Even a nominal four-terminal Hall measurement yields a value of σ_{xy} inferred via the macroscopic resistivity tensor, which in existing experiments averages over many incoherent regions of the sample [10]. Consequently, the full distribution of the microscopic Hall conductivity – especially its tails, which control the convergence of its statistical moments – remains essentially unexplored.

Spatially correlated disorder is known to smooth ensemble-averaged σ_{xy} profiles [11], though it is unclear whether this reflects suppressed fluctuations or simply narrower transition widths. Recent analytical work on random matrices [12–14], predicts heavy-tailed distributions of geometric response functions, suggesting that similar behavior may occur in disordered topological phases. Numerical studies of disordered Majorana wires support this perspective, revealing broad conductance distributions across disorder realizations [15].

In this work, we compute the full distribution of the zero-temperature Hall conductivity in a lattice model of the IQHE. We find that the distribution develops heavy-tails near critical fillings, with a power-law decay characterized by an exponent $\alpha \approx 2.3 - 2.5$, implying a finite mean but a divergent variance. This behavior persists across system sizes, disorder strengths, and disorder–correlation lengths, demonstrating that it is an intrinsic and universal feature of the critical regime rather than a finite-size arti-

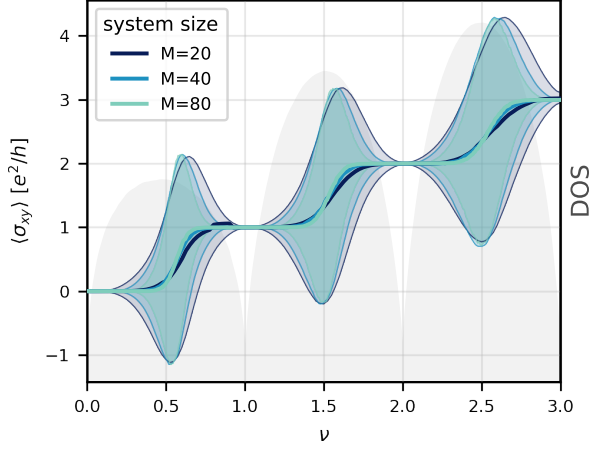


Figure 1. Ensemble mean and standard deviation of the Hall conductivity, $\sigma_{xy}(\nu)$, with $W = 1.0$ and $\eta = 1.25$. Solid thick lines show the ensemble mean, while solid thin lines denote the 95th percentile. The density of states is shown in gray. Large realization-to-realization fluctuations persist near transitions as M increases.

fact. These results reveal a fundamental limitation of ensemble averaging near IQHE plateau transitions and link the behavior of σ_{xy} fluctuations to recent predictions from random-matrix theory.

Model.— We study a tight-binding model of spinless electrons on a two-dimensional square lattice subjected to a perpendicular magnetic field, corresponding to a flux per plaquette of $\Phi/\Phi_0 = 1/10$ with Φ_0 the flux quantum.

The Hamiltonian reads

$$H = -t \sum_{\langle \mathbf{r}, \mathbf{r}' \rangle} e^{i\phi_{\mathbf{r}\mathbf{r}'}} c_{\mathbf{r}}^\dagger c_{\mathbf{r}'} + \text{h.c.} + \sum_{\mathbf{r}} V_{\mathbf{r}} c_{\mathbf{r}}^\dagger c_{\mathbf{r}}, \quad (1)$$

where t is the tunneling, $V_{\mathbf{r}}$ is the on-site random potential, $c_{\mathbf{r}}^\dagger$ ($c_{\mathbf{r}}$) creates (annihilates) a spin-polarized electron at site $\mathbf{r} = (x, y)$, and $\phi_{\mathbf{r}\mathbf{r}'}$ is the Peierls phase, given in the Landau gauge by $\phi_{\mathbf{r}, \mathbf{r}+\hat{x}} = 0$, $\phi_{\mathbf{r}, \mathbf{r}+\hat{y}} = 2\pi \frac{\Phi}{\Phi_0} x$. We take periodic boundary conditions on a square with $M \times M$ sites.

We consider two types of disorder: (i) uncorrelated white-noise disorder, with $V \in \mathcal{U}[-W/2, W/2]$ (where \mathcal{U} is the uniform distribution), and (ii) Gaussian-correlated disorder characterized by $\langle V(\mathbf{r})V(\mathbf{r}') \rangle = \frac{W^2}{12} \exp\left(-\frac{|\mathbf{r}-\mathbf{r}'|^2}{2\eta^2}\right)$ where η is the disorder correlation length.

It is convenient to define the filling factor as $\nu = N/N_\Phi$, where N is the number of electrons and $N_\Phi = \Phi_{\text{tot}}/\Phi_0$ the total number of flux quanta through the system, which is also the degeneracy of each Landau level in the continuum version of the model [16]. When the system is clean, the Hall conductivity is quantized whenever an integer number of Landau levels is completely filled [17]. For most partial fillings the Hall conductivity remains quantized, since the addition of disorder localizes all states, except a critical state at the center of each Landau band, and the localized states do not contribute to transport [18].

The dimensionless zero-temperature Hall conductivity is computed using the Kubo formula [1, 19]:

$$\sigma_{xy} = \frac{2\pi i}{M^2} \sum_{n \neq 0} \frac{J_y^{0n} J_x^{n0} - J_x^{0n} J_y^{n0}}{(E_n - E_0)^2}, \quad (2)$$

where $J_a^{0n} = \langle 0 | J_a | n \rangle$ is the matrix element of the $a = x, y$ component of the current operator $(J_a)_{\mathbf{r}, \mathbf{r}+\hat{a}} = \partial H / \partial \phi_{\mathbf{r}, \mathbf{r}+\hat{a}}$ between the ground state $|0\rangle$ with energy E_0 and the excited state $|n\rangle$ with energy E_n , and $J_a^{n0} = (J_a^{0n})^*$. This expression is formally derived from linear-response theory, and its interpretation as the physical Hall conductivity strictly requires an energy gap separating the occupied and unoccupied states [20]. The existence of a gap ensures adiabatic response and allows the DC limit to be taken smoothly. In regions where the spectrum becomes gapless, its structure continues to encode the Berry curvature of the occupied states, but it no longer corresponds to the conductivity. In such cases, σ_{xy} as extracted from the Kubo formula should be viewed as a measure of local geometric response, rather than a transport coefficient [21].

Results.— Fig. 1 shows the mean $\sigma_{xy}(\nu)$, computed using Eq. (2) for about 100,000 disorder realization and the 95th percentile of its distribution. We recognize significant sample-to-sample fluctuations that persist as the linear system size M increases from 20 to 80. This lack of self-averaging is most prominent near the transition regions (e.g. $\nu = 2.5$), where the density of states is the largest, while the plateau regions (e.g. $\nu = 2.0$), where there are few states, appear comparatively stable.

The lack of convergence with increasing system size M at half fillings, suggests that increasing the

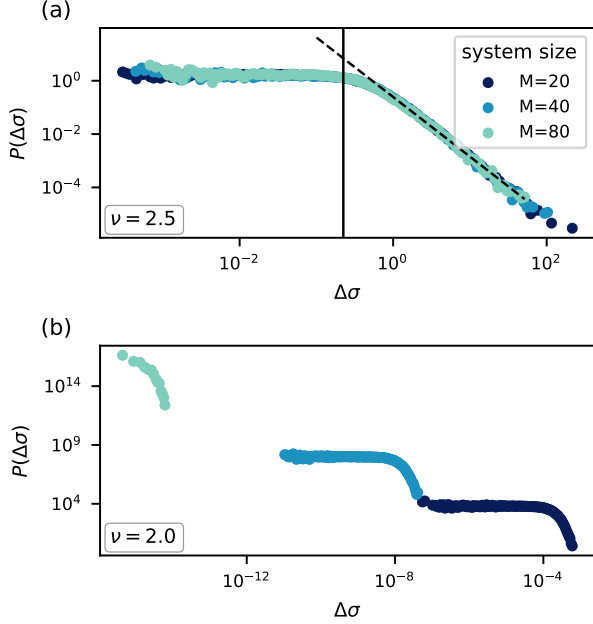


Figure 2. Distribution of Hall conductivity deviations, $P(|\sigma_{xy} - \langle\sigma_{xy}\rangle|)$, presented in log-log scale, at $\nu = 2.5$ (a) and $\nu = 2.0$ (b) with $\eta = 0.75$. The dashed line is the fitted power law slope and the vertical solid line indicates where the tail begins.

system size is insufficient to recover a typical σ_{xy} from one disorder sample at the critical regimes. The width of the critical regime, where the distribution of conductivity is broad, does appear to decrease with system size [22].

To quantify the fluctuations, we examine the full distribution of conductivity deviations across disorder realizations, $P(\Delta\sigma)$, where $\Delta\sigma = |\sigma_{xy} - \langle\sigma_{xy}\rangle|$, and $\langle\sigma_{xy}\rangle$ is the mean. Near the critical filling $\nu = 2.5$, the distribution exhibits a heavy tail consistent with a power-law decay, Fig. 2a. This behavior persists across system sizes, indicating that the fluctuations are not suppressed in the thermodynamic limit. We characterize the distribution by the power-law exponent of its tail α , as well as the point at which the power-law tail emerges, $\Delta\sigma_0$. In contrast, on the plateau ($\nu = 2.0$, for example), the distribution is extremely narrow, and becomes increasingly so with system size, Fig. 2b.

To characterize the effect of disorder correlations, we present in Fig. 3 the fitted exponent α and offset

$\Delta\sigma_0$ as a function of the filling ν and the disorder correlation length, η for a fixed $M = 80$. By characterizing each distribution with these two parameters, we identify the fillings for which α and $\Delta\sigma_0$ remain stable with increasing system size. Remarkably, we find that while spatial correlations reduce $\Delta\sigma_0$ and make the distribution more narrow, they do *not* regularize the tail. The power-law exponent α remains nearly constant across the critical region, possibly displaying a non-significant reduction with η for some filling factors. This indicates that the breakdown of self-averaging persists in the presence of correlated disorder, but may explain previous numerical results showing the apparent smoothing of plateau transitions, hinged in finite-size effects [11]. In the vicinity of integer fillings the distribution no longer exhibits a flat central region, and the power-law description fails. As a result, our fitting procedure does not yield meaningful α or $\Delta\sigma_0$ values, and no points appear in this part of the figure.

The persistence of power-law tails with $\alpha < 3$ implies that while the mean $\langle\sigma_{xy}\rangle$ is finite the variance diverges. The breakdown of self-averaging of Hall conductivity fluctuations near the critical point is our main result.

Discussion.— We studied the distributions of zero temperature Hall conductivity across the Hall transitions by varying the filling of the system, the correlation of the disorder and the system size. The distributions we obtain display power-law tails with exponents $\alpha \approx 2.3$ – 2.5 , implying divergent variance and scale-invariant behavior.

The exponent of the power-law is persistent across system sizes, disorder strengths, and correlation lengths indicating that it originates from the critical regime of the integer quantum Hall transition rather than from finite-size effects. For fillings where the Hall conductivity is quantized it is known to correspond to a topological invariant [7]. While this correspondence breaks at the transition, the zero temperature Kubo formula for Hall conductivity, still represents the local curvature of the filled single-particle states [23], linking the statistical fluctuations in the conductivity to the topological character of the transition. Correlations do reduce the width of the distributions and narrow the transition region [11], but our results demonstrate that they do not regularize the heavy tail itself.

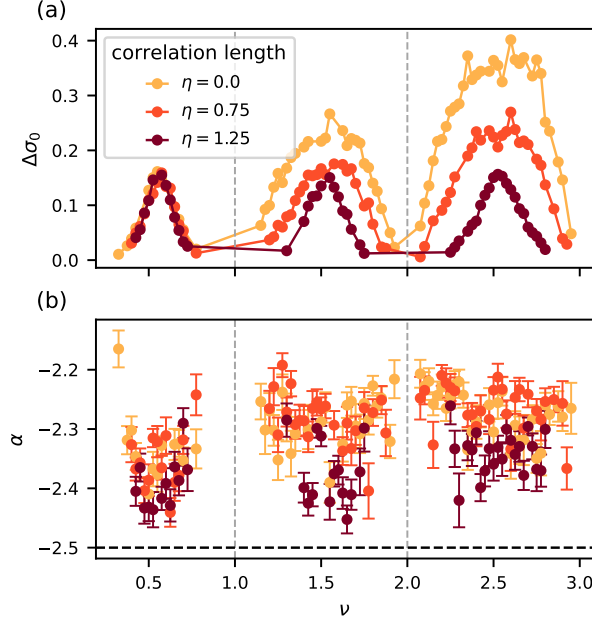


Figure 3. Fitted distribution width $\Delta\sigma_0$ (a) and power-law exponent α (b) from a distribution function of Hall conductivity. The dashed horizontal line is the power law -2.5 predicted by Berry[12–14] using random matrix models of topological indices.

In contrast to the universal conductance fluctuations, which exhibit a finite, size-independent variance in diffusive metals, and has been verified in mesoscopic transport experiments, the Hall conductivity in the IQHE shows non-universal, heavy-tailed behavior near criticality. This highlights the difference between transport in regular and topological systems where heavy-tailed distributions reflect rare, topology-changing disorder configurations. Notably, macroscopic Hall-bar experiments starting from the work of von Klitzing [1, 24] show smooth transitions between Hall-resistance plateaus, without the fluctuations seen in mesoscopic devices. This suggests that our model corresponds more closely to the mesoscopic regime, where fluctuations do appear in the transition region [8, 9]. Even there the heavy tail and its universal exponent is not a characteristic of the two-terminal conductance, but instead should be accessed via a four-terminal measurement in small, coherent samples.

The emergence of heavy-tailed statistics in our

results is reminiscent of the distributions found by Berry and Shukla in random matrix ensembles [12–14], although the contexts differ. In their work, power-law behavior arises from generic features of random quantum geometry, whereas in our case it appears in a concrete transport setting, within a physical topological model. The similarity suggests that heavy-tailed statistics may be a broader feature of complex quantum systems.

In summary our results demonstrate that self-averaging breaks down for a topological observable σ_{xy} in the critical regime and suggest that heavy-tailed statistics may be a generic feature of disorder-driven topological phase transitions, extending beyond conventional transport phenomena.

-
- [1] B. Huckestein, Scaling theory of the integer quantum Hall effect, *Rev. Mod. Phys.* **67**, 357 (1995).
 - [2] A. MacKinnon and B. Kramer, The scaling theory of electrons in disordered solids: additional numerical results, *Phys. Rev. Lett.* **47**, 1546 (1981).
 - [3] B. L. Altshuler, Fluctuations in the extrinsic conductivity of disordered conductors, *JETP Lett.* **41**, 648 (1985).
 - [4] P. A. Lee and A. D. Stone, Universal conductance fluctuations in metals, *Phys. Rev. Lett.* **55**, 1622 (1985).
 - [5] P. A. Lee, A. D. Stone, and H. Fukuyama, Universal conductance fluctuations in metals: Effects of finite temperature, interactions, and magnetic field, *Phys. Rev. B* **35**, 1039 (1987).
 - [6] E. Prodan, Disordered topological insulators: A non-commutative geometry perspective, *J. Phys. A: Math. Theor.* **44**, 113001 (2011).
 - [7] K. Kudo, H. Watanabe, T. Kariyado, and Y. Hatsugai, Many-body Chern number without integration, *Phys. Rev. Lett.* **122**, 146601 (2019).
 - [8] D. H. Cobden and E. Kogan, Measurement of the conductance distribution function at a quantum Hall transition, *Phys. Rev. B* **54**, R17316 (1996).
 - [9] D. H. Cobden, C. H. W. Barnes, and C. J. B. Ford, Fluctuations and evidence for charging in the Quantum Hall effect, *Phys. Rev. Lett.* **82**, 4695 (1999).
 - [10] E. Peled, D. Shahar, Y. Chen, D. L. Sivco, and A. Y. Cho, Observation of a quantized Hall resistivity in the presence of mesoscopic fluctuations, *Phys. Rev. Lett.* **90**, 246802 (2003).
 - [11] A. A. Greshnov and G. G. Zegrya, Integer quantum Hall effect and correlated disorder, *Semiconductors*

- [41](#), 1329 (2007).
- [12] M. V. Berry and P. Shukla, Geometric phase curvature for random states, [J. Phys. A: Math. Theor.](#) **51**, 475101 (2018).
 - [13] M. V. Berry and P. Shukla, Geometric phase curvature statistics, [J. Stat. Phys.](#) **180**, 297 (2020).
 - [14] M. V. Berry and P. Shukla, Quantum metric statistics for random-matrix families, [J. Phys. A: Math. Theor.](#) **53**, 275202 (2020).
 - [15] D. S. Antonenko, E. Khalaf, P. M. Ostrovsky, and M. A. Skvortsov, Mesoscopic conductance fluctuations and noise in disordered Majorana wires, [Phys. Rev. B](#) **102**, 195152 (2020).
 - [16] On the lattice Landau levels are only degenerate in the $\Phi/\Phi_0 \rightarrow 0$ limit.
 - [17] D. J. Thouless, M. Kohmoto, M. P. Nightingale, and M. den Nijs, Quantized Hall conductance in a two-dimensional periodic potential, [Phys. Rev. Lett.](#) **49**, 405 (1982).
 - [18] J. T. Chalker, Anderson localisation in quantum Hall systems, [J. Phys. C: Solid State Phys.](#) **20**, L493 (1987).
 - [19] R. Kubo, Statistical-mechanical theory of irreversible processes. I. general theory and simple applications to magnetic and conduction problems, [J. Phys. Soc. Jpn.](#) **12**, 570 (1957).
 - [20] E. Akkermans, Twisted boundary conditions and transport in disordered systems, [J. Math. Phys.](#) **38**, 1781 (1997).
 - [21] W. De Roeck, A. Elgart, and M. Fraas, Derivation of Kubo's formula for disordered systems at zero temperature, [Invent. Math.](#) **235**, 489 (2024).
 - [22] See supplementary material for “heavy-tailed hall conductivity fluctuations in quantum hall transitions”.
 - [23] D. Xiao, M.-C. Chang, and Q. Niu, Berry phase effects on electronic properties, [Rev. Mod. Phys.](#) **82**, 1959 (2010).
 - [24] K. von Klitzing, G. Dorda, and M. Pepper, New method for high-accuracy determination of the fine-structure constant based on quantized Hall resistance, [Phys. Rev. Lett.](#) **45**, 494 (1980).

Supplementary Material for “Heavy-Tailed Hall Conductivity Fluctuations in Quantum Hall Transitions”

Emuna Rimon, Eytan Grosfeld, Yevgeny Bar Lev

Department of Physics, Ben-Gurion University of the Negev, Beer-Sheva, 84105, Israel

S1. WIDTH CHANGE

In Fig. 1 we observed that the width of the transition region, as a function of filling factor, becomes narrower with increasing system size.

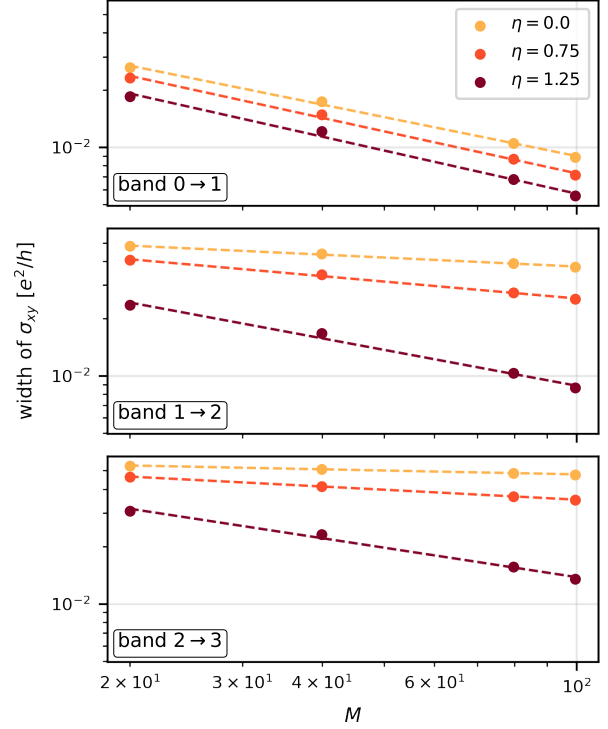


Figure S1. The widths of distributions defined as the 95th percentile of the Hall conductivity $\sigma_{xy}(\nu)$. In each figure, we show the second moment of these widths between consecutive integer fillings.

As seen in Fig. S1, the transition width decreases approximately as a power law with system size. Introducing spatial correlations slightly enhances this trend, leading to a faster decay of the width with system size.

For each of the three lowest Landau bands, we quantify how this transition width depends on system size and on the disorder correlation length.

	$\eta = 0.0$	$\eta = 0.75$	$\eta = 1.25$
band 0	0.680 ± 0.025	0.733 ± 0.028	0.753 ± 0.043
band 1	0.157 ± 0.007	0.295 ± 0.012	0.626 ± 0.626
band 2	0.066 ± 0.003	0.173 ± 0.002	0.514 ± 0.032

Table S1. Values of slopes $-\alpha$ for the decay of the second moment of these widths between consecutive integer fillings with system size.