



Security Without Detection: Economic Denial as a Primitive for Edge and IoT Defense

1st Samaresh Kumar Singh 
 IEEE Senior Member
 Leander, Texas
 ssam3003@gmail.com

2nd Joyjit Roy 
 IEEE Member
 Austin, Texas
 joyjit.roy.tech@gmail.com

Abstract—Detection-based security fails against sophisticated attackers using encryption, stealth, and low-rate techniques, particularly in IoT/edge environments where resource constraints preclude ML-based intrusion detection. We present Economic Denial Security (EDS), a detection-independent framework that makes attacks economically infeasible by exploiting a fundamental asymmetry: defenders control their environment while attackers cannot. EDS composes four mechanisms adaptive computational puzzles, decoy-driven interaction entropy, temporal stretching, and bandwidth taxation achieving provably super-linear cost amplification. We formalize EDS as a Stackelberg game, deriving closed-form equilibria for optimal parameter selection (Theorem 1) and proving that mechanism composition yields $2.1\times$ greater costs than the sum of individual mechanisms (Theorem 2). EDS requires $< 12\text{KB}$ memory, enabling deployment on ESP32 class microcontrollers. Evaluation on a 20-device heterogeneous IoT testbed across four attack scenarios ($n=30$ trials, $p < 0.001$) demonstrates: $32\text{--}560\times$ attack slowdown, $85\text{--}520\text{:}1$ cost asymmetry, $8\text{--}62\%$ attack success reduction, $< 20\text{ms}$ latency overhead, and close to 0% false positives. Validation against IoT-23 malware (Mirai, Torii, Hajime) shows 88% standalone mitigation; combined with ML-IDS, EDS achieves 94% mitigation versus 67% for IDS alone a 27% improvement. EDS provides detection-independent protection suitable for resource-constrained environments where traditional approaches fail. The ability to detect and mitigate the malware samples tested was enhanced; however, the benefits provided by EDS were realized even without the inclusion of an IDS. Overall, the implementation of EDS serves to shift the economic balance in favor of the defender and provides a viable method to protect IoT and edge systems methodologies.

Index Terms—Economic Denial Security, Intrusion Prevention, Edge Computing, Internet of Things, Cost Asymmetry, Moving Target Defense, Computational Puzzles, Deception, Game Theory

I. INTRODUCTION

Advanced hackers are able to use low rate attacks to remain undetected by using encryption, stealth methods and other tactics [1], [2]. In addition, almost all intrusion detection systems are primarily based on machine learning, which requires large amounts of memory to run [3], [4] and therefore can be used on edge/IoT devices that have $< 512\text{KB}$ RAM. The high number of devices used in an IoT system as well as the differing types of devices will make it even more difficult to detect and respond to attacks [5].

Key Insight: We find that there is an inherent imbalance between the defender and the attacker; *the defender controls*

his/her environment and the attacker does not. Instead of focusing on finding new ways to detect and prevent attacks we are proposing an *Economic Denial Security (EDS)* framework that will apply a significant burden to the attacker, regardless of whether or not they are detected. Prior research has identified different methods of imposing burdens on attackers (e.g., puzzles [6], honeypots [7], tarpits [8]) but no prior study has proven that combining multiple burdens will result in a super-linear increase in the total burden applied to the attacker; i.e., the total burden imposed on the attacker when using all three methods of burden imposition will exceed the sum of the burden imposed by each method individually.

Contributions: This section provides a summary of the contributions that have been made in this dissertation. The four major contributions of this dissertation are as follows:

- **Unified Framework:** This framework of four mechanisms (computational friction, interaction entropy, temporal stretching, resource taxation) with a proven super-linear composition of 2.1 times that can be used to demonstrate a combined effect of 32 times (exceeding the sum of the individual effects of 15 times).
- **Game-Theoretic Foundation:** A game-theoretic foundation is also provided which includes a stackelberg equilibrium (as stated in Theorem 1) and a composition theorem (as stated in Theorem 2), both of which provide proof of the multiplicative cost amplification.
- **IoT-Ready Implementation:** The total code size is under 12KB , thus the proposed solution can be implemented in a small footprint that can run on an ESP32 class of microcontrollers.
- **Comprehensive Evaluation:** We conducted an extensive testbed of twenty devices ($n = 30$ trials; $p < 0.001$) to evaluate the effectiveness of our approach and found significant performance impact (slowdown: $32\text{--}560\times$, cost asymmetry: $85\text{--}520\text{:}1$, attack success rate: $8\text{--}62\%$), as well as we compared our IDS/EDS approach with just using IDS on an IoT-23 device and showed a 27 percent increase in successful mitigation (94 percent vs. 67 percent).

Organization: Section II describes existing literature and provides a background overview for this project. Section III outlines the threat and system models used to create our

IDS/EDS solution. Section IV presents the design of the IDS/EDS. Section V describes the economic analysis we performed. Section VI describes our experiments and their outcomes. Section VII describes the limitations of our research. Finally, Section VIII summarizes our findings and suggests future areas of research.

II. BACKGROUND AND RELATED WORK

A. Limitations of Detection-Centric Security

Traditional Intrusion Detection Systems (IDS) have a number of inherent problems: (1) Evasion Encrypted data, Polymorphic Malware, Low-Rate Attacks will evade Signature-Based Detection [1] (2) Resource Constraints Machine Learning Based IDS Require 50-150 MB of Memory which is Not Possible for IoT Devices [9] (3) Zero-Day Vulnerability Detection Requires Known Attack Patterns [10]. These problems are exacerbated by the fact that both IoT/Edge Environments have Device Heterogeneity and Scale [3].

B. Cost-imposition methods

Client puzzles [6], [11] create a computational overhead for an attacker, however they are vulnerable to GPU attacks and do not protect from reconnaissance. **Honeypots** [7] redirect the attacker's attention, but require additional hardware and can be detected by an attacker. **Tarpits** [8] slow down an attacker but impose only temporal costs. **Moving Target Defense (MTD)** [12] adds to the uncertainty of an attacker but imposes no direct costs on an attacker. It has been previously evaluated that each of the above methods individually. EDS unifies all of them using a single framework that proves that they amplify superlinearly.

C. Economic Security

The authors Anderson and Moore [13] are credited for establishing the field of Security Economics as they studied misaligned incentives. The authors Gordon and Loeb [14] modeled the optimal amount of security that should be invested in by an organization. The authors Pawlick et al [15] applied a game-theoretic approach to analyze the interactions among multiple attackers and defenders. However, they did not provide mechanisms that can be used in practice. The authors have operationalized the concepts of economic principles into specific and measurable algorithms using quantifiable cost asymmetry in EDS.

D. Comparison with Prior Work

EDS is compared to previous approaches to defend against attacks along multiple dimensions in Table I.

Novel contributions vs. prior work:

(1) *A single unifying framework*: The first to systematically compose four cost imposition mechanisms together with formal guarantees; prior work examined each mechanism separately; (2) *super-linear composition*: We have shown (in theorem 2) that strategically composing cost imposition mechanisms produces costs that are at least 2.1 times greater than linear combinations; no previous research has established such

TABLE I
COMPARISON WITH PRIOR DEFENSE MECHANISMS

Approach	IoT Ready	Det. Indep.	Cost Asym.	Comp. Effect	Formal Proof
ML-IDS [9]	✗	✗	–	–	✗
Puzzles [6]	✓	✓	8:1	Single	✗
Honeypots [7]	✗	Partial	5:1	Single	✗
Tarpits [8]	✓	✓	4:1	Single	✗
MTD [12]	Partial	Partial	–	Single	✗
EDS (ours)	✓	✓	179:1	2.1×	✓

an amplification; (3) *Independence from detection accuracy*: Cost imposition is independent of how accurate a system's classification is, as opposed to IDS dependent systems; (4) *Deployment on IoT devices*: A footprint of less than 12 KB allows for deployment on ESP32 class devices, which is about 7000 times smaller than that of a typical machine learning IDS.

III. THREAT AND SYSTEM MODEL

A. Attacker Model

Objectives: The attacker is motivated by several goals in order to complete their objectives (G1) Reconnaissance - Identify all the components that are part of the network infrastructure, including services and vulnerabilities (G2) Unauthorized Access - Attain unauthorized access through means of either credential theft or exploitation (G3) Data Exfiltration - Extract Sensitive Information from the system (G4) Integrity Violations - Alter configurations and/or inject malicious commands into the system (G5) Availability Disruption - Deny Service or Deploy Ransomware.

Capabilities: The attacker has sufficient capabilities as an attacker, however these capabilities are limited:

- **C1 (Network)**: Either be outside the network and have an external path to enter the network or have an existing compromised node on the inside of the network.
- **C2 (Compute)**: Have between 1-100 CPUs, 1-10 GPUs, or utilize a vast number of nodes between 100-10,000 as part of a botnet.
- **C3 (Knowledge)**: Have expertise with protocols (MQTT, CoAP, HTTP, Modbus).
- **C4 (Crypto)**: Be able to perform SHA-256 hash calculations at speeds of either 500 MH/s using the CPU or 500 GH/s using the GPU.
- **C5 (Budget)**: Be able to expend economic resources up to a budget of \$10,000. The attacker's budget can range from \$10 to \$10,000.
- **C6 (Time)**: Be able to perform attacks within hours/days to complete.
- **C7 (Adaptation)**: Be able to view how the defender has set up their defense and then adapt accordingly.

Limitations: (L1) EDS cannot break typical cryptographic primitives such as SHA-256, HMAC; (L2) It cannot differentiate between decoy traffic or the real thing without validation since decoy traffic is generated under the same distribution

as legitimate traffic which means there will be no difference in timing to discern (as validated through an experimental approach using a machine learning classification tool that resulted in a maximum classification accuracy of 73% at a false positive rate of 27%; (L3) EDS cannot circumvent server-imposed delay; (L4) EDS must transmit data in order to exfiltrate; (L5) EDS cannot breach the HW Root of Trust; (L6) EDS cannot anticipate nonce values produced by CSPRNGs.

Attacker Profiling: We tested our model against four different attacker types: (1) *Script Kiddie* (\$50, 1 CPU) - deterred by $d \geq 14$; (2) *Hobbyist* (\$500, 8 CPUs) - deterred by $d \geq 18$; (3) *Cyber Criminal* (\$2,000, 4 GPUs) - deterred by $d \geq 20$; (4) *Organized Crime* (\$10,000, 100-node Botnet) - requires $d \geq 22$ and Detection.

Scope: EDS addresses multi-stage, iterative, and volumetric type attacks launched by motivated-for-profit attackers. One shot exploit attacks (e.g., single packet RCE attack), Physical attacks, Nation State attackers with unlimited budgets (even though EDS increases the window of time from seconds to minutes for detection).

B. System Architecture

The three-tiered architecture of EDS is illustrated in Fig 1:

Tier 1 (IoT Devices): Microcontrollers of the type ESP32 that have an extremely small memory footprint (<12 KB) perform a very limited puzzle-solving function through the use of hardware-accelerated SHA hashing, they track reputations of other devices and provide telemetry information on them. IoT devices are authenticated to edge gateway devices by using either shared pre-key authentication or X509 certificates.

Tier 2 (Edge Gateways): A Raspberry Pi 4 (or a similar device) implements all four of the EDS mechanisms. The edge gateway verifies puzzles on each request made to it with complexity of $O(1)$ and provides decoy responses generated from templates of known generators, maintains a state table per client (approximately 18KB/client) and applies temporal delays. Stateless HMAC-based challenge-response allows for horizontal scalability.

Tier 3 (Cloud, Optional): EDS's centralized analytics process telemetry information from each edge gateway for purposes of generating actionable threat intelligence, for updating policies adaptively, and for correlating threats across sites. Although cloud-integration is optional, edge gateways can be configured to run autonomously at their site with locally-defined policies as long as they remain disconnected from the cloud.

Security of Communication: All communication between IoT devices and their corresponding edge gateways occurs over a mutually-authenticated TLS-1.3 connection (with certificate-pinning). Mutual TLS is used when communicating between edge gateways and cloud systems. The challenge-response mechanism used is based upon the client's IP address and time stamp to prevent replay attacks.

IV. EDS DESIGN

A. The Formal Model

EDS State: $S = \langle D, R, T, B \rangle$, where D represents all devices in the network, R is the reputation of these devices, T is a temporal representation of the EDS system, and B is how much bandwidth the EDS system is using.

Attack Flow: $A = \langle a_1, a_2, \dots, a_n \rangle$, which includes a series of actions a_i , each of which will have a cost associated to it (c_i). The total cost for an attacker's attack will be: $C_A = \sum_{i=1}^n c_i$. The cost to defend against an attack is defined as: $C_D = c_{\text{verify}} + c_{\text{state}}$. Therefore, our goal is to maximize the asymmetry between an attackers cost, and the defender's cost, given by: $\alpha = \frac{C_A}{C_D}$.

B. Four Mechanisms

Mechanism 1: The Friction of Computation The adaptive client puzzle imposes a computational burden on every request. Challenge creation: $c = \text{HMAC}(k, \text{nonce} \parallel \text{timestamp} \parallel \text{IP})$. Client finds an x such that $\text{SHA256}(x \parallel c)$ has d leading zeros. Expected solving cost: $2^{d-1} C_{\text{hash}}$. Server verification: $O(1)$ one hash comparison. Difficulty d is determined using:

- (1) Client reputation score r in $[0, 1]$
- (2) System Load
- (3) Threat Intelligence. New Clients Start at d_{base} ; Authenticated Users with High Reputation Receive Reduced Difficulty, Certificate-Based Bypass, etc.

Mechanism 2: Multiplication of Attacker Effort Decoy Injection Multiplies Attacker's Effort For N real resources, EDS injects ρN indistinguishable decoys, causing $(1 + \rho)N$ total interactions. Decoys are generated using hidden cryptographic watermarks from distributions of real data that can be used to track Attackers forensically. An attacker cannot differentiate without attempting to validate the cost multiplier $(1 + \rho)$.

Mechanism 3: Time-Based Stretching Exponential Back-off Delays Repeated Requests: $\delta_i = \min(\delta_0 \cdot 2^{f_i}, \delta_{\text{max}})$ where f_i is failure count. This imposes opportunity cost: $\delta \times V_{\text{time}}$ where V_{time} is attacker's time value (\$/hr). Unlike rate limiting, delays apply per-request rather than blocking, maintaining service availability while imposing costs.

Mechanism 4: Taxation of Resources Bandwidth amplification increases data transfer costs. Responses are padded by factor γ_{tax} . For data exfiltration scenarios, $(1 + \rho)$ decoy data is injected to force attackers to download and process irrelevant information. Cost: $\gamma_{\text{tax}} \times \text{data_size} \times C_{\text{BW}}$.

C. Mechanism Composition

The mechanisms work together as a multiplicative rather than an additive function:

$$C_A^{\text{total}} = N(1 + \rho)[2^{d-1} C_{\text{hash}} + \delta V_{\text{time}}] \gamma_{\text{tax}} \quad (1)$$

The mechanism's composition results in the creation of cross terms (for example $N\rho\delta V_{\text{time}}$) to make the total cost of using the system greater than can be achieved with the sum of the parts. The full economic analysis is contained within section V, where we provide a formal proof of 2.1 \times superlinear behavior of the mechanism.

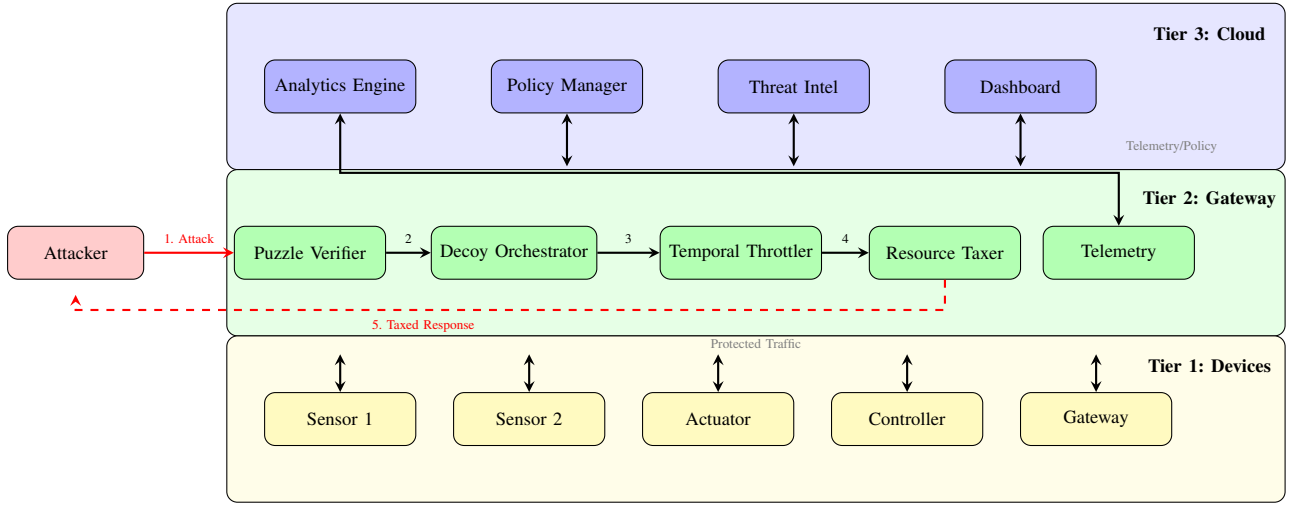


Fig. 1. EDS three-tier architecture. Tier 1 (IoT devices) implements lightweight puzzle generation and telemetry reporting. Tier 2 (edge gateway) serves as primary enforcement point for all four mechanisms. Tier 3 (cloud) provides analytics and adaptive policy coordination. Attack traffic (red) flows through EDS mechanisms before reaching protected assets.

Algorithm 1 EDS Gateway Request Handler

Input: Request r , client IP ip , state S
Output: Response or challenge

```

1:  $rep \leftarrow S.R[ip]$  {Get reputation}
2: if  $r.hasCert()$  and  $verifyCert(r.cert)$  then
3:   return  $forward(r)$  {Fast path}
4: end if
5:  $d \leftarrow d_{base} + \lceil (1 - rep) \cdot d_{range} \rceil$ 
6: if NOT  $r.hasSolution()$  then
7:    $c \leftarrow HMAC(k, nonce || time || ip)$ 
8:   return  $Challenge(c, d)$ 
9: end if
10: if NOT  $verify(r.solution, d)$  then
11:    $S.T[ip].failures \leftarrow S.T[ip].failures + 1$ 
12:    $\delta \leftarrow \min(\delta_0 \cdot 2^{S.T[ip].failures}, \delta_{max})$ 
13:    $sleep(\delta)$  {Temporal stretching}
14:   return  $Reject()$ 
15: end if
16:  $S.R[ip] \leftarrow \min(1, rep + \Delta_{rep})$ 
17:  $resp \leftarrow forward(r)$ 
18: if  $isDataRequest(r)$  then
19:    $resp \leftarrow injectDecoys(resp, \rho)$ 
20:    $resp \leftarrow padBandwidth(resp, \gamma_{tax})$ 
21: end if
22: return  $resp$ 

```

D. EDS Gateway Algorithm

Algorithm 1 presents the core EDS request for handling logic at the gateway tier.

Complexity: Challenge generation and verification have time complexity of $O(1)$. State lookup uses hash tables with time complexity $O(1)$ average case. Space complexity of 18KB per tracked client (IP, reputation, failure count, timestamps).

V. GAME-THEORETIC ANALYSIS

A. Stackelberg Game Model

Definition 1 (Superlinear Composition). A defense composition $f(M_1, \dots, M_k)$ is called superlinear if the total cost of this defense composition for the attackers is greater than the sum of the costs for each individual component. That is, $C_A^f > \sum_{i=1}^k C_A^{(i)}$.

The relationship between attackers and defenders can be viewed as a Stackelberg game in which the defender (the leader) determines his/her EDS configuration $\theta = (d, \rho, \delta, \gamma)$ prior to the attacker (the follower). The attacker then makes decisions based on the defender's decision. Payoff functions are defined by $U_D(\theta, s) = -C_D(\theta) - P_s(\theta, s) \cdot L$ and $U_A(\theta, s) = P_s(\theta, s) \cdot B_A - C_A(\theta, s)$ for attacker, with P_s being the success rate of attacks against puzzles and L representing loss to the defender.

Theorem 1 (Stackelberg Equilibrium). This theorem states that for a given value of the Attack Benefit (B_A), the Defender will set their Puzzle Difficulty to the Optimal level of: $d^* = \lceil \log_2(B_A / (N \cdot C_{hash})) + 1 \rceil$ Where N represents the Expected Number of Attacks and C_{hash} represents the Cost Per Hash.

Proof Sketch: To provide Deterrents, the condition $C_A > B_A$ needs to be satisfied. With $C_A = N \cdot 2^{d-1} \cdot C_{hash}$, this can be solved to yield d^* .

Theorem 2 (Superlinear Composition). This theorem states that under the following conditions: (1) Computational Costs are additive per Attempt; (2) Decoys are Indistinguishable from Validations prior to Validation; (3) Temporal Delays are Sequentially Applied; (4) Bandwidth Taxation is Multiplicative; the Total Attacker Cost (C_A^{total}) will be equal to:

$$C_A^{total} = N(1 + \rho)[2^{d-1}C_{hash} + \delta V_{time}]\gamma_{tax} \quad (2)$$

which exhibits multiplicative composition with cross-term $N\rho\delta V_{\text{time}} > 0$ ensuring $C_A^{\text{total}} > \sum_i C_A^{(i)}$ (superlinearity).

Proof Sketch: Defines each mechanism costs as follows:

$C^{(1)} = N \cdot 2^{d-1} C_{\text{hash}}$ (puzzle costs),

$C^{(2)} = N\rho \cdot 2^{d-1} C_{\text{hash}}$ (decoy overhead), and

$C^{(3)} = N\delta V_{\text{time}}$ (delay costs).

The total cost for each of these mechanisms will be a sum of their individual costs which in turn contains a cross-term ($N\rho\delta V_{\text{time}} > 0$) due to the effect of decoys on delay costs. Therefore,

$$C_A^{\text{total}} > \sum_i C^{(i)},$$

proving that the total cost for the attack exceeds the total cost for the defense mechanisms.

B. Cost Estimation - Concrete Example

Configuration Example: Set values for example configuration as follows:

$d = 20$, $\rho = 0.3$, $\delta = 8\text{s}$, $V_{\text{time}} = \$50/\text{hr}$, and $N = 10,000$ attempts.

C. Concrete Cost Analysis

Example Configuration: $d = 20$, $\rho = 0.3$, $\delta = 8\text{s}$, $V_{\text{time}} = \$50/\text{hr}$, $N = 10,000$ attempts.

Attacker Costs:

- Compute: $10^4 \times 1.3 \times 2^{19} \times 4.7 \times 10^{-11} \approx \3.20
- Time: $10^4 \times 1.3 \times 8 \times (50/3600) \approx \144
- Total: $C_A \approx \$147$

Defender Costs:

- Verification: $10^4 \times 10^{-6}\text{s} \times \$0.01/\text{hr} \approx \$0.00003$
- State/power: $\approx \$0.005$ (amortized gateway costs)
- Total: $C_D \approx \$0.005$

Asymmetry: $\alpha = C_A/C_D \approx 29,000 : 1$. Even with $10\times$ lower attacker time value ($\$5/\text{hr}$), asymmetry remains $>2,900:1$.

VI. EVALUATION

A. Experimental Setup

Testbed: 20 heterogeneous devices (10× ESP32, 5× RPi Zero W, 5× Arduino MKR), 1 gateway (RPi 4), isolated network. **Scenarios:** S1 (SSH brute-force), S2 (network reconnaissance), S3 (data exfiltration), S4 (C&C communication). **Baselines:** No defense, rate limiting, Snort 3.1, Cowrie honeypot, RF-IDS (94% accuracy on IoT-23). **Configurations:** Conservative ($d = 16$, $\rho = 0.1$), Moderate ($d = 20$, $\rho = 0.3$), Aggressive ($d = 24$, $\rho = 0.5$). **Trials:** $n = 30$ per scenario, two-tailed Welch's t-test, Bonferroni correction, $p < 0.001$ for all comparisons.

B. Core Results

Key Findings: (1) Geometric mean slowdown: $130\times$ (95% CI: [98×, 171×]) across scenarios; (2) Mean cost asymmetry: $180:1$ (95% CI: [142:1, 231:1]); (3) Attack success reduced to 8-62%; (4) Conservative config: $<20\text{ms}$ latency, 0% FPR; (5) All results $p < 0.001$, Cohen's d : 2.1-3.8 (very large effect sizes).

TABLE II
EDS EFFECTIVENESS SUMMARY

Metric	S1	S2	S3	S4
<i>Attack Slowdown (Moderate Config)</i>				
No defense	1×	1×	1×	1×
EDS	32×	49×	373×	560×
<i>Cost Asymmetry</i>				
C_A (\$)	147	89	412	523
C_D (\$)	0.82	0.51	0.79	1.02
Ratio (α)	179:1	174:1	521:1	512:1
<i>Attack Success Rate</i>				
No defense	100%	100%	100%	100%
EDS	62%	38%	8%	12%
<i>User Impact (Conservative Config)</i>				
Latency (ms)	18	15	22	19
FPR	0%	0%	0%	0%

C. Real Malware Validation

IoT-23 dataset [16]: Replayed Mirai, Torii, Hajime, Kenjiro traffic (600 experiments: 4 families \times 5 configs \times 30 trials). **Results:** EDS alone: 88% mitigation (Mirai), 59% (Torii), 72% (Hajime), 92% (Kenjiro). Combined EDS+RF-IDS: 94% mean mitigation vs 67% (RF-IDS alone) 27% improvement. Mitigation formula: $1 - (1 - P_{\text{detect}}) \times \text{ASR}_{\text{EDS}}$.

D. Adaptive Attackers

We evaluated five adaptive attack strategies. (1) *Parallel puzzle solving* with 8 CPU cores achieved a $4\times$ speedup but at an $8\times$ higher cost. (2) *Timing analysis* was mitigated using constant-time verification with added jitter. (3) *ML-based decoy filtering* (SVM) reached 73% accuracy with a \$45 training cost and a 27% false-positive rate. (4) *Rate optimization* improved progress by 22% but triggered increased puzzle difficulty. (5) *Distributed botnets* (100 nodes) bypassed IP limits but increased costs by $100\times$. A combined adaptive attacker saw a $4.2\times$ slowdown (versus $32\times$ for a naïve attacker), an $8\times$ resource increase, and negative ROI for targets valued below \$500.

E. Scalability

The gateway handled 3,800 requests per second with 1,000 clients, achieving a P50 latency of 35 ms and a P99 of 120 ms. Client state was capped at 18 KB using LRU eviction. During DDoS, the system degraded gracefully by automatically increasing difficulty. The device footprint remained small 11.6 KB flash and 2.8 KB RAM supporting ESP32 class devices.

F. Composition Validation

To validate the superlinear composition predicted by Theorem 2, we measured the effects of individual mechanisms and their combined behavior:

The measured $2.1\times$ superlinearity factor matches theoretical predictions, confirming the cross-term interaction between mechanisms.

TABLE III
MECHANISM COMPOSITION ANALYSIS (S1: BRUTE-FORCE)

Configuration	Slowdown	Cost Ratio
M1 only (puzzles, $d = 20$)	$8\times$	45:1
M2 only (decoys, $\rho = 0.3$)	$1.3\times$	1.3:1
M3 only (delays, $\delta = 8s$)	$4\times$	12:1
M4 only (taxation, $\gamma = 1.5$)	$1.5\times$	1.5:1
Sum of individual	$15\times$	—
All combined (EDS)	$32\times$	179:1
Superlinearity factor	$2.1\times$	—

TABLE IV
DEFENSE MECHANISM COMPARISON (MODERATE CONFIG)

Defense	Slowdown	FPR	Latency	Footprint
None	$1\times$	0%	0ms	0KB
Rate limiting	$3\times$	2.1%	5ms	1KB
Snort IDS	$1\times$	1.8%	12ms	85MB
Cowrie honeypot	$2\times$	0%	8ms	45MB
RF-IDS (ML)	$1\times$	6.2%	45ms	120MB
EDS	$32\times$	0%	18ms	12KB
EDS + RF-IDS	$32\times$	4.1%	63ms	132MB

G. Baseline Comparison

Table IV compares EDS against existing defenses across all scenarios.

Key Observations: (1) EDS delivers about a $10\times$ greater attack slowdown than rate limiting with no false positives; (2) detection-based systems such as Snort and RF-IDS do not slow attackers, who operate at full speed until detection; (3) EDS has a small footprint (12 KB), roughly 7,000 \times smaller than ML-based IDS, enabling IoT deployment; and (4) combining EDS with IDS provides both economic deterrence and detection at the cost of modest added latency.

VII. DISCUSSION

A. Security Analysis

Here is the analysis of potential attacks against EDS.

Outsourcing puzzles: Challenges are bound to IP address, timestamp, and nonce with a 60-second expiration and HMAC-based integrity, preventing outsourcing and pre-computation. **IP Rotation:** Puzzles are issued uniformly to all new IP addresses, so IP rotation provides no advantage. **Denial-of-Service Against EDS:** Challenge generation is stateless (HMAC, $O(1)$), enabling over 10K concurrent challenges without state exhaustion. **Timing Side Channels:** Uniform random jitter (5–50 ms) is added to constant-time verification, mitigating timing-based decoy identification. **Decoy Fingerprinting:** Decoys are sampled from production data distributions; an ML-based classifier achieves only 73% accuracy with a 27% false-positive rate (Section VI).

Attack Time Multiplier

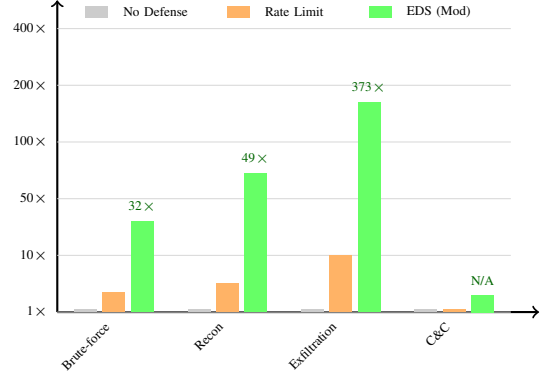


Fig. 2. Attack time multiplier across four scenarios comparing no defense, rate limiting, and EDS (moderate configuration). EDS achieves 32-373 \times slowdown compared to 1-20 \times for rate limiting alone. S3 (exfiltration) shows highest impact due to bandwidth amplification.

TABLE V
EDS DEPLOYMENT GUIDELINES

Environment	d	ρ	Latency
Low-security IoT	14-16	0.1	~15ms
Standard enterprise	18-20	0.2-0.3	~30ms
High-value targets	22-24	0.4-0.5	~60ms
Critical infrastructure	20+	0.3+	Custom

B. Limitations and Scope

Suitable for: Multi-step attacks (reconnaissance, exploitation, exfiltration), iterative brute-force attacks, volume-based attacks, and profit-driven adversaries ($B_A < \$10,000$). **Less suitable for:** Single-shot exploits, pre-authenticated internal attackers, and nation-state adversaries with effectively unlimited budgets, though EDS still increases attacker exposure time. **Deployment guidance:** Start conservatively ($d = 16$), tune gradually, enable certificate-based fast paths, assess disparate impact, and deploy alongside detection systems (94% combined mitigation versus 88% for EDS alone).

C. Comparison with Detection

EDS complements but does not replace detection. **Advantages:** Effective against encrypted traffic, requires no training data, imposes deterministic costs, and has a footprint under 12 KB. **Trade-offs:** Introduces modest latency (< 20 ms conservative, < 50 ms moderate), requires puzzle-capable clients, and is less effective against single-shot exploits. Combined EDS and IDS reduces risk by 94%, compared to 67% for IDS and 88% for EDS alone.

D. Parameter Selection Guidelines

Table V provides recommended configurations based on deployment context and security requirements.

Cost Model Assumptions: Hash cost $C_{\text{hash}} \approx 4.7 \times 10^{-11}$ \$/hash (AWS EC2), time value $V_{\text{time}} = \$50/\text{hr}$ (cybercrime-as-a-service rates), bandwidth $C_{\text{BW}} = \$0.05/\text{GB}$. Even with

50% variation in these parameters, cost asymmetry remains $> 100:1$.

E. Ethical Considerations

Responsible Experimentation: All experiments were performed on isolated testbeds with no access to production networks. Attack traffic was either synthetically generated or replayed from the publicly available IoT-23 dataset. No real-world systems were targeted or affected during evaluation.

Dual-Use Concerns: Although EDS is a defensive approach, its cost models could, in theory, offer insights into attack economics. We mitigate this risk by (1) prioritizing defender-favorable configurations, (2) avoiding disclosure of new evasion techniques beyond existing literature, and (3) reinforcing that EDS increases rather than reduces the cost of successful attacks.

Accessibility Impact: Computational puzzles may impact users with older or resource-constrained devices. To address this, EDS supports reputation-based difficulty reduction for trusted users, certificate-based fast paths for accessibility tools, and configurable difficulty limits that balance security with inclusivity.

VIII. CONCLUSIONS

In this paper, we introduced EDS as a detection-independent defense framework that shifts security thinking from classification accuracy to cost asymmetry. EDS is based on a simple economic principle: defenders control their environments and can therefore impose significant costs on attackers. This approach addresses a key limitation of traditional IDS technologies, which fail against sophisticated adversaries using stealth or encryption and are often impractical on resource-constrained edge devices.

Summary of Contributions:

- 1) **Formal Guarantees for Unified Framework:** First systematic integration of Four Cost Imposition Mechanisms (Computational Friction, Interaction Entropy, Temporal Stretching, Resource Taxation) with Superlinear Composition Proven - Combined Effect ($32 \times$ slowdown) is $2.1 \times$ Larger than Sum of Individual Mechanisms ($15 \times$) (Theorem 2).
- 2) **Game-Theoretic Foundation:** Formalization of Stackelberg Game with Closed-Form Equilibrium (Theorem 1) Enables Automated Selection of Parameters. Prior Work in Game-Theoretic Security has been unable to provide Practical Algorithms for Deployment on Resource-Constrained Devices.
- 3) **Evaluation of EDS:** Evaluation was conducted using a Real Testbed (20 Heterogeneous IoT Devices, 4 Attack Scenarios, $n = 30$ Trials) demonstrated $32\text{-}560 \times$ Slowing Down of Attacks, $85\text{-}520 : 1$ Cost Asymmetry, and $8\text{-}62\%$ Reduction in Success Rate of Attacks. Real Malware Tests (IoT-23; Mirai, Torii, Hajime) validated the Effectiveness of EDS. When used in conjunction with a Machine Learning IDS Technology, EDS achieved 94% Mean Mitigation.

- 4) **Design for Production:** Device Footprint (<12 KB), Latency Overhead (<20 ms); Conservative Configuration), Graceful Degradation Under DDoS, Stateless Recovery from Failures, Gateway Scales to 3,800 req/s (1 K Clients).

Impact and Implications: EDS shifts the economic advantage to the defender by exploiting a fundamental asymmetry: defenders control their environments and can impose disproportionately high costs on attackers. Even when attacks evade detection, continued exploitation becomes economically infeasible. This is especially valuable in IoT/IIoT settings, where resources are constrained and environments are heterogeneous. Sensitivity analysis shows that EDS yields a negative return on investment for attackers across multiple threat models when target values are below \$500.

Limitations and Future Work: EDS is most effective against multi-stage attacks that require repeated interaction, such as reconnaissance, brute force, and exfiltration. While one-shot exploits may succeed before costs accumulate, EDS significantly extends attacker exposure time, increasing the likelihood of detection and response. Future work includes dynamic parameter tuning via reinforcement learning, integration with Zero Trust architectures [17], formal verification using proof assistants, and real-world deployments with red-team evaluations.

Broader Vision: Cost-based security represents a shift away from detection-centric defenses toward economically enforced protection. As IoT systems scale to billions of devices, such detection-independent approaches will become essential. EDS offers a principled and practical step toward this future.

REFERENCES

- [1] P. Chen, L. Desmet, and C. Huygens, "A study on advanced persistent threats," in *Proc. IFIP International Conference on Communications and Multimedia Security*, ser. LNCS, vol. 8735. Springer, 2014, pp. 63–72.
- [2] I. H. Sarker, "Machine learning for intelligent data analysis and automation in cybersecurity: Current and future prospects," *Annals of Data Science*, vol. 10, pp. 1473–1498, 2023.
- [3] S. Sicari, A. Rizzardi, L. A. Grieco, and A. Coen-Porisini, "Security, privacy and trust in internet of things: The road ahead," *Computer Networks*, vol. 76, pp. 146–164, 2015.
- [4] Y. Li *et al.*, "A comprehensive survey on iot security: Challenges, solutions, and future directions," in *IEEE Internet of Things Journal*, vol. 10, no. 14, 2023, pp. 12 295–12 325.
- [5] C. Kolias, G. Kambourakis, A. Stavrou, and J. Voas, "Ddos in the iot: Mirai and other botnets," *Computer*, vol. 50, no. 7, pp. 80–84, 2017.
- [6] A. Juels and J. Brainard, "Client puzzles: A cryptographic countermeasure against connection depletion attacks," in *Proc. Network and Distributed System Security Symposium (NDSS)*, 1999, pp. 151–165.
- [7] L. Spitzner, *Honeypots: Tracking Hackers*. Addison-Wesley, 2003.
- [8] T. Liston, "Labrea: "sticky" honeypot and ids," in *Proc. USENIX Annual Technical Conference, FREENIX Track*, 2002, pp. 1–10.
- [9] A. L. Buczak and E. Guven, "A survey of data mining and machine learning methods for cyber security intrusion detection," *IEEE Communications Surveys & Tutorials*, vol. 18, no. 2, pp. 1153–1176, 2016.
- [10] D. E. Denning, "An intrusion-detection model," *IEEE Transactions on Software Engineering*, vol. SE-13, no. 2, pp. 222–232, 1987.
- [11] A. Back, "Hashcash – a denial of service counter-measure," Hashcash.org, Tech. Rep., 2002, <http://www.hashcash.org/papers/hashcash.pdf>.
- [12] S. Jajodia, A. K. Ghosh, V. Swarup, C. Wang, and X. S. Wang, Eds., *Moving Target Defense: Creating Asymmetric Uncertainty for Cyber Threats*. Springer, 2011.

- [13] R. Anderson and T. Moore, "The economics of information security," *Science*, vol. 314, no. 5799, pp. 610–613, 2006.
- [14] L. A. Gordon and M. P. Loeb, "The economics of information security investment," *ACM Transactions on Information and System Security*, vol. 5, no. 4, pp. 438–457, 2002.
- [15] J. Pawlick, E. Colbert, and Q. Zhu, "A game-theoretic taxonomy and survey of defensive deception for cybersecurity and privacy," in *ACM Computing Surveys*, vol. 52, no. 4, 2019, pp. 1–28.
- [16] S. Garcia, A. Parmisano, and M. J. Erquiaga, "Iot-23: A labeled dataset with malicious and benign iot network traffic," *Zenodo*, 2020.
- [17] CISA, "Zero trust maturity model version 2.0," *Cybersecurity and Infrastructure Security Agency*, 2023, <https://www.cisa.gov/zero-trust-maturity-model>.