

Prompt-Induced Over-Generation as Denial-of-Service: A Black-Box Attack-Side Benchmark

Manu Yi Guo
Western Sydney University
Sydney, Australia

Jo Plested Tim Lynar
University of New South Wales
Canberra, Australia

Kanchana Nirhoshan
Thilakarathna Sivaroopan
The University of Sydney
Sydney, Australia

Jack Yang Wangli Yang
University of Wollongong
Wollongong, Australia

Abstract

Large language models (LLMs) can be driven into over-generation, emitting thousands of tokens before producing an end-of-sequence (EOS) token. This degrades answer quality, inflates latency and cost, and can be weaponized as a denial-of-service (DoS) attack. Recent work has begun to study DoS-style prompt attacks, but typically focuses on a single attack algorithm or assumes white-box access, without an attack-side benchmark that compares prompt-based attackers in a black-box, query-only regime with a known tokenizer. We introduce such a benchmark and study two prompt-only attackers. The first is an Evolutionary Over-Generation Prompt Search (EOGen) that searches the token space for prefixes that suppress EOS and induce long continuations. The second is a goal-conditioned reinforcement learning attacker (RL-GOAL) that trains a network to generate prefixes conditioned on a target length. To characterize behavior, we introduce Over-Generation Factor (OGF): the ratio of produced tokens to a model’s context window, along with stall and latency summaries. Our evolutionary attacker achieves mean $OGF = 1.38 \pm 1.15$ and $\text{Success@OGF} \geq 2$ of 24.5% on Phi-3. RL-GOAL is stronger: across victims it achieves higher mean OGF (up to 2.81 ± 1.38).

1 Introduction

Large language models (LLMs) can be forced into severe over-generation by delaying or preventing emission of the end-of-sequence (EOS) token (Gao et al., 2024; Dong et al., 2024). This is known as a denial of service (DoS) or “sponge” attack, where the aim is to overwhelm or exhaust LLM service resources (Gao et al., 2024; Geiping et al., 2024; Zhang et al., 2025). In DoS attacks, LLM output is degraded and computational costs increase (Zhang

et al., 2025). This increases inference latency and can make LLMs inaccessible to other users or tasks, and in extreme cases can lead to service disruption (Dong et al., 2024).

We focus on prompt-induced attacks in which a model generates excessive output in response to a crafted prefix that interferes with termination behavior. For example, Geiping et al. (2024) suppress an EOS token and drastically increase system response length via Greedy Coordinate Gradient (GCG) or string repetition. Further, Dong et al. (2024) demonstrate that adversarial Engorgio prompts can cause LLMs to generate abnormally long outputs and increase computation costs. Note also that DoS attacks can deplete system resources without affecting output accuracy (Hasan et al., 2025). As such, detection and prevention of such attacks are key.

To address the lack of standardized *attack-side* evaluation for prompt-induced over-generation, we introduce a black-box, query-only (tokenizer-known) benchmark that compares prompt-based attackers under a consistent interface and decoding regime. While prior work has studied other forms of programmatic misuse that increase inference cost (e.g., over-reasoning slowdowns or interruption-style behaviors) (Kumar et al., 2025; Cui and Zuo, 2025), our benchmark focuses specifically on *stopping-time* vulnerability: how easily an attacker can delay termination and inflate output length. We report consistent stopping-time metrics and attacker setups so results are reproducible and comparable across models.

Within this benchmark, we study two automated, prompt-only attackers for short- to medium-length prefixes. **EOGen** performs gradient-free evolutionary search over a restricted prompt space, serving as a strong black-box, query-only baseline.

RL-GOAL is a goal-conditioned reinforcement learning attacker that learns to generate prefixes targeting specific continuation lengths. We evaluate attacks using **Over-Generation Factor (OGF)** and complementary stopping-time summaries including **stall rate** and **tail-persistence**, enabling model-agnostic comparison across model families, sizes, and decoding settings while remaining strictly attack-side.

2 Related Work

Adversarial prompting and limits of alignment.

A large body of work shows that LLM behavior can be steered into undesirable regimes via adversarial prompts, including universal or transferable suffixes found by automated search (Zou et al., 2023; Liao and Sun, 2024). From a theoretical perspective, Wolf et al. (2023) argue that for any behavior that occurs with non-zero probability, there exist prompts that can increase its likelihood, highlighting fundamental limitations of alignment under adversarial querying. Complementary empirical evidence suggests that safety alignment can be shallow and brittle, motivating evaluation settings where attackers can probe termination and stopping behavior rather than relying on single-case demonstrations (Qi et al., 2024).

Automated prompt optimization for adversarial prompt construction.

Our attackers are automated and prompt-only, which connects to prior work on discrete prompt optimization and trigger search. Early work on universal adversarial triggers and gradient-guided token search demonstrated that short token sequences can reliably elicit targeted behaviors and expose model vulnerabilities (Wallace et al., 2019; Shin et al., 2020). More recent work scales these ideas to aligned LLMs using automated suffix construction and search procedures that can transfer across prompts and even to black-box model interfaces (Zou et al., 2023). Closest in spirit to our **EOGen** baseline, Guo et al. (2024) introduce an evolutionary framework for discrete prompt optimization that is gradient-free and operates through iterative population-based exploration. Similarly, Deng et al. (2022) propose reinforcement learning for discrete prompt optimization, learning a policy that generates prompts by maximizing a task-defined reward, which conceptually motivates our **RL-GOAL** attacker as a goal-conditioned prefix generator.

Over-generation and LLM denial-of-service.

Recent work has begun to study DoS-style attacks that exhaust inference-time resources by inducing excessive generation or delaying termination. Token-level prompt optimization can suppress EOS and drive extreme length inflation (e.g., GCG-style methods) (Tang et al., 2025; Liao and Sun, 2024), while crafted prompts such as Engorgio demonstrate prompt-only over-generation and increased compute cost (Dong et al., 2024). Beyond prompt-only settings, training-time manipulations such as P-DoS can also alter termination tendencies and prolong generation (Gao et al., 2024). In the broader security literature, “sponge” examples show that carefully constructed inputs can maximize latency/energy and induce worst-case inference behavior, including for language models (Shumailov et al., 2021). Most closely related to our setting, Zhang et al. (2025) introduce a black-box automated DoS prompt construction approach (AutoDoS) and report large latency amplification across models. Together, these findings motivate standardized, attack-side benchmarks that compare prompt-based attackers under consistent black-box (query-only) interfaces and stopping-time metrics.

3 Method: Evolutionary Over-Generation Prompt Search (EOGen)

3.1 Black-Box, Query-Only Over-Generation Setup

We study standard next-token prediction with decoder-only LLMs in a text-completion setting. A prompt p is mapped to a token sequence $\mathbf{x} = (x_1, \dots, x_m)$, and the model then autoregressively samples a continuation $\mathbf{y} = (y_1, \dots, y_L)$ conditioned on \mathbf{x} and the previously generated tokens. The decoding process is truncated either when a special end-of-sequence symbol $\langle \text{eos} \rangle$ appears or when a pre-defined upper bound on the number of generated tokens is reached. We refer to $L = |\mathbf{y}|$ as the continuation length. In our experiments (Section A.1), we fix this upper bound and the decoding hyperparameters for each victim model so that differences in behavior arise only from the attacker’s choice of prompt, up to stochasticity introduced by sampling.

Our threat model is a black-box, query-only, inference-time attacker. The adversary may (i) supply short textual prefixes p to the victim model and (ii) observe the resulting continuations. We therefore treat the victim as a query-only text-

completion oracle: the evolutionary search never accesses gradients, hidden states, or logits, and all decisions are based solely on the output tokens (with an explicit penalty for prompt length). This contrasts with training-time poisoning attacks such as P-DoS, which assume control over the fine-tuning data, and with white-box inference-cost attacks that optimize prompts using gradient information (Gao et al., 2024).

EOGen searches for short adversarial prefixes that induce extreme continuation lengths. We formulate prompt discovery as an evolutionary optimization over a discrete token space under a strict evaluation budget: each candidate prompt is scored by a length-based fitness function that rewards longer continuations while penalizing prompt length and EOS-related termination. Section 5 then defines the diagnostic metrics we report to characterize attack severity (e.g., Over-Generation Factor, stall events, and latency), which we log for analysis alongside the fitness values used for search.

3.2 Prompt Representation and Search Space

EOGen operates directly in the discrete token space of the victim model. Let \mathcal{V} be the tokenizer vocabulary and let $\text{dec} : \mathcal{V} \rightarrow \Sigma^*$ denote the decoding function that maps token IDs to decoded strings over the byte alphabet Σ . We construct a restricted subset $\mathcal{S} \subset \mathcal{V}$ of word-like token IDs. Concretely, we decode each $v \in \mathcal{V}$ and retain it if its decoded form passes a simple filter (ASCII, alphabetic characters only, and present in an English word list; we implement this using the words corpus in NLTK). This filter removes non-alphabetic tokens and many tokens that are not standalone English words, and biases the search towards prompts that resemble benign English words rather than obviously synthetic token sequences.

A candidate prompt is represented as a short sequence of token IDs $\mathbf{t} = (t_1, \dots, t_\ell)$ with $t_i \in \mathcal{S}$ and length ℓ constrained to a small interval $[\ell_{\min}, \ell_{\max}]$. We use the same ℓ_{\min} and ℓ_{\max} for all evolutionary runs and instantiate them as 3 and 7 tokens respectively in our experiments (Section A.2). The resulting search space

$$\mathcal{T} = \bigcup_{\ell=\ell_{\min}}^{\ell_{\max}} \mathcal{S}^\ell \quad (1)$$

therefore contains only short prompts built from English-like tokens. Each $\mathbf{t} \in \mathcal{T}$ is passed directly

to the victim model as the full input ID sequence, i.e., we set $\mathbf{x} = \mathbf{t}$. The attacker is thus restricted to manipulating a small number of word-like tokens, while the remainder of the generation behavior is determined by the victim model and the fixed decoding regime described in Section A.1.

3.3 Fitness Function

Given a candidate prompt $\mathbf{t} = (t_1, \dots, t_\ell)$ and its generated continuation \mathbf{y} of length L , EOGen uses a scalar fitness function to guide the evolutionary search. The reward is designed to favor prompts that induce very long continuations while discouraging unnecessarily long prompts and early termination. Concretely, we define

$$R(\mathbf{t}) = L - \alpha \ell - \mathbf{1}_{\text{eos}} \beta (B - i_{\text{eos}}), \quad (2)$$

where $\alpha > 0$ controls a linear penalty on prompt length, B is the maximum generation budget (in tokens), $\mathbf{1}_{\text{eos}}$ is an indicator that the continuation contains an end-of-sequence token, and i_{eos} denotes the zero-based index of the first end-of-sequence token within the continuation \mathbf{y} . In our implementation we set $\alpha = 2$ and $\beta = 5$, and set B to the maximum allowed number of newly generated tokens per query (the decoding budget). Prompts that induce long continuations with no EOS (or an EOS very close to the budget) therefore receive high reward, while prompts that stop early or rely on long prefixes are strongly down-weighted.

3.4 EOGen Algorithm

EOGen instantiates a simple evolutionary loop over the prompt space \mathcal{T} , similar in spirit to evolutionary prompt optimization methods (Guo et al., 2024). At generation g we maintain a population P_g of P candidate prompts at generation g . At the start of a fresh run (i.e., when no checkpoint is loaded), we initialise P_0 around a short seed string (“In”): we tokenize the seed, discard any token IDs not in the allowed set \mathcal{S} , and then pad or truncate with uniformly sampled tokens from \mathcal{S} so that each prompt length satisfies $\ell \in [\ell_{\min}, \ell_{\max}]$. This produces an initial population of short, English-like prompts before optimisation. If a checkpoint is available, we instead resume the population from the saved state.

At each generation we evaluate all prompts in P_g . Given a prompt \mathbf{t} , we call the victim model’s generate API under the fixed decoding configuration (Section A.1), obtain the continuation \mathbf{y} , and

Algorithm 1 EOGen: Evolutionary Over-Generation Prompt Search

```
1: Input: victim model  $f_\theta$ , allowed token set  $\mathcal{S}$ , length
   bounds  $[\ell_{\min}, \ell_{\max}]$ , population size  $P$ , generations  $G$ 
2: Hyperparameters: fitness  $R(\cdot)$ , mutation rate  $\mu$ , selec-
   tion fraction  $\rho$ 
3: Output: best prompt  $\mathbf{t}^*$ 
4: Initialise  $P^{(0)} = \{\mathbf{t}^{(1)}, \dots, \mathbf{t}^{(P)}\}$  by seeding from “In”
   and padding/truncating with tokens from  $\mathcal{S}$  to satisfy
    $[\ell_{\min}, \ell_{\max}]$ 
5:  $\mathbf{t}^* \leftarrow \text{None}; R^* \leftarrow -\infty$ 
6: for  $g = 0, 1, \dots, G - 1$  do
7:   for each  $\mathbf{t} \in P^{(g)}$  do
8:      $\mathbf{y} \leftarrow \text{GENERATE}(f_\theta, \mathbf{t})$ 
9:      $R(\mathbf{t}) \leftarrow \text{FITNESS}(\mathbf{t}, \mathbf{y})$ 
10:    if  $R(\mathbf{t}) > R^*$  then
11:       $\mathbf{t}^* \leftarrow \mathbf{t}; R^* \leftarrow R(\mathbf{t})$ 
12:    end if
13:  end for
14:   $S^{(g)} \leftarrow$  top  $\rho P$  prompts in  $P^{(g)}$  ranked by  $R(\mathbf{t})$ 
    $\{\rho = 0.5\}$ 
15:   $P^{(g+1)} \leftarrow S^{(g)}$ 
16:  while  $|P^{(g+1)}| < P$  do
17:    Sample two distinct parents  $\mathbf{t}^{(1)}, \mathbf{t}^{(2)}$  uniformly
    from  $S^{(g)}$ 
18:     $\mathbf{u} \leftarrow \text{ONEPOINTCROSSOVER}(\mathbf{t}^{(1)}, \mathbf{t}^{(2)})$ 
19:     $\mathbf{u} \leftarrow \text{MUTATE}(\mathbf{u}, \mu)$ 
20:     $\mathbf{u} \leftarrow \text{PROJECTLEN}(\mathbf{u}, [\ell_{\min}, \ell_{\max}], \mathcal{S})$ 
21:    Add  $\mathbf{u}$  to  $P^{(g+1)}$ 
22:  end while
23: end for
24: return  $\mathbf{t}^*$ 
```

compute the reward $R(\mathbf{t})$ defined in Section 3.3. We maintain the best prompt \mathbf{t}^* and reward R^* seen so far across generations.

Selection and variation follow a standard truncation-selection scheme. After evaluation, we sort P_g by reward and retain the top ρP prompts as survivors. In each generation we repeatedly sample pairs of survivors and perform a one-point crossover by choosing a random split point in the first parent and exchanging the remaining segment with the second parent. We then mutate the resulting prompt by independently replacing each token with probability μ with a randomly chosen word-token from \mathcal{S} . Finally, we enforce the length constraint $[\ell_{\min}, \ell_{\max}]$ by padding with random tokens or truncating as needed until a new population P_{g+1} of size P is obtained. Algorithm 1 summarizes the overall procedure.

4 RL-GOAL: Goal-Conditioned Reinforcement Learning Attacker

4.1 Black-Box RL Setup

RL-GOAL’s *RL interaction loop* operates in a query-only, inference-time setting analogous to

EOGen. During training and evaluation, the environment interacts with the victim model only by invoking HuggingFace `generate` to obtain a fresh victim continuation and compute a *terminal* reward (detailed in subsection 4.3); we do not access victim gradients or hidden states in this RL loop.

We cast prompt construction as an episodic Markov decision process in which the agent incrementally builds a short prefix. At step t , the environment observation is a fixed-length view of the current prompt: the last 1024 token IDs of the concatenated seed prefix and agent-selected tokens, left-padded with zeros if shorter. Observations are a fixed-length 1024-token window; padding is used for shorter prompts and ignored when forming the policy context; actions are sampled with EOS masked and an ASCII ‘English-ish’ vocabulary mask. The seed prefix defaults to “The following text is generated:” but can be overridden at environment reset. During training, we optionally initialize the seed prefix from a prompt pool with a decaying mixture probability (Appendix B.1). The policy selects the next token from a restricted *English-ish* subset of the vocabulary (a precomputed ASCII-based mask). To avoid trivial early stopping, the EOS action is masked during training rollouts; episodes truncate at a fixed horizon ($T=64$), with overshoot safeguards detailed in Appendix B.2.

At the start of each batch we sample a target continuation length g from a curriculum whose support expands over training, from moderate to long targets. Concretely, we sample $g \in [g_{\min}, g_{\max}(k)]$ with $g_{\min} = 2048$ and an upper bound $g_{\max}(k)$ that increases with training while respecting (i) a global generation cap and (ii) a bootstrapping cap that limits the victim’s generation budget early in training detailed in Appendix B.3. To emphasize long-target behavior, we bias sampling toward the upper half of the interval. After the prefix is constructed, we query the victim once using a fixed decoding configuration presented in Appendix B.4 and a per-episode token budget B , yielding a continuation length $L \leq B$ from which the terminal reward is computed. In our implementation, $g_{\max}(k) = \min(G_{\max}, c_k, b_k)$ and $B = \min(g, G_{\max}, b_k)$, and we increase the upper-half sampling probability once b_k reaches the long-context regime.

4.2 Policy Architecture and Action Selection

The RL-GOAL attacker is parameterized by a policy network $\pi_\phi(a_t | s_t, g)$ and a matching value network $V_\psi(s_t, g)$. Both networks operate directly on token IDs via learned token embeddings. We condition on the target length by discretising g into a set of discrete length buckets. In our implementation, we partition the goal range (up to 16k tokens in our experiments) into buckets of width 256 tokens each (yielding 65 bucket indices from 0 to 64) and map each bucket index to a learned goal embedding. This goal embedding vector is inserted at a dedicated position (prepended to the token sequence) and is used in both the policy and value networks. Concretely, after the transformer stack we read out the hidden state at the prepended goal position and project it to (i) vocabulary logits for π_ϕ and (ii) a scalar for V_ψ .

We parameterize the attacker with a small Transformer encoder with two layers ($d=256$, 4 attention heads, dropout = 0.1), which consumes token and positional embeddings with learned positional encodings, and includes a prepended goal embedding at position 0. The policy head maps the goal-position hidden state to logits over \mathcal{V} ; following the implementation, we add a mild length-based logit bias favoring tokens with longer decoded strings.

Before sampling we apply a policy-side temperature to logits, mask out $\langle \text{eos} \rangle$, and mask tokens outside the English-ish subset. Let \mathcal{A} denote the remaining *valid* action set after masking, i.e., the support of the filtered action distribution. We then sample actions from an ϵ -mixture exploration distribution

$$q(a | s_t, g) = (1 - \epsilon) \pi_\phi(a | s_t, g) + \epsilon \text{Uniform}_{\mathcal{A}}(a), \quad (3)$$

where ϵ decays linearly over training, as detailed in Appendix B.5.

4.3 Reward Design

RL-GOAL uses a terminal, length-based reward designed to favor prompts that induce extreme over-generation while discouraging trivial or degenerate prefixes (Appendix B.6). Let L be the continuation length produced by the victim for a given episode and g the sampled target. We form an effective goal length g' by applying a minimum target g_{\min} and a training-time upper cap G_{\max} on the requested goal:

$$g' = \max(g_{\min}, \min(g, G_{\max})), \quad (4)$$

where in our implementation $g_{\min} = 8192$ and G_{\max} corresponds to the cap used for `max_new_tokens`. We then define a normalized length ratio

$$\rho = \frac{L}{g'}. \quad (5)$$

The primary reward term is a shaped function of the normalized length ratio ρ . In our implementation, the length bonus penalizes large under-shoots and saturates once the victim meets the effective goal: specifically, continuations with $\rho < 0.5$ receive a negative penalty that increases linearly as ρ decreases, while for $\rho \geq 0.5$ the bonus increases linearly with ρ and is clipped to a maximum value of 1 (reaching the cap at $\rho \geq 1$). This term provides the dominant learning signal and directly incentivizes long continuations.

In addition to the length objective, the terminal reward includes (i) a permissive constant prompt-validity term, (ii) an early-EOS penalty for generating $\langle \text{eos} \rangle$ substantially before the goal, and (iii) a small heuristic diversity regularizer; see Appendix B.6 for the exact definitions and coefficients.

We combine these terms into a single scalar reward (Eq. 6).

$$R = w_{\text{len}} b(\rho) + w_{\text{prompt}} v(\mathbf{t}) - w_{\text{eos}} \text{pen}_{\text{eos}} - \lambda \log(1 + \min(\text{ppl}, 100)). \quad (6)$$

where $b(\rho)$ is the clipped length bonus, $v(\mathbf{t})$ the prompt-validity score, pen_{eos} the early-EOS penalty, and ppl a heuristic perplexity estimate on the continuation. We initialize the reward weights (defaults: $w_{\text{len}} = 0.90$, $w_{\text{prompt}} = 0.10$, $w_{\text{eos}} = 0.05$) and fix $\lambda = 0.05$ for the perplexity regularizer. In the released trainer, the reward weights are optionally adjusted online using a simple heuristic based on recent average generation lengths (and, when available, EOS penalties); when validity scoring is disabled, the trainer skips adapting w_{prompt} .

4.4 Training and Optimization

We optimize π_ϕ and V_ψ with clipped Proximal Policy Optimization (PPO) using trajectories collected from parallel instances of the environment (full hyperparameters in Appendix B.7). Generalized advantage estimation is used to compute targets, and we apply standard clipped policy and value losses with an entropy bonus for exploration. We

Algorithm 2 RL-GOAL: Goal-Conditioned Reinforcement Learning Attacker

Input: Black-box victim f_θ , environment \mathcal{E} , policy π_ϕ , value V_ψ

Hyperparameters: horizon T , victim generation caps (MAX_NEW_GEN, BOOT_CAP), goal curriculum, PPO updates

Output: Trained goal-conditioned attacker π_ϕ

```
1: Initialize policy and value parameters  $\phi, \psi$ 
2: for training iteration  $k = 1, 2, \dots$  do
3:   Collect rollouts
4:   for each parallel environment instance do
5:     Sample target length  $g \sim \text{GOALCURRICULUM}(k)$ 

6:     Reset environment:  $(s_0, g) \leftarrow \mathcal{E}.\text{RESET}(g)$ 
7:     for  $t = 0$  to  $T - 1$  do
8:       Sample action  $a_t \sim \pi_\phi(\cdot \mid s_t, g)$  over filtered tokens
9:       Step environment:  $(s_{t+1}, r_t, \text{done}, \text{info}) \leftarrow \mathcal{E}.\text{STEP}(a_t)$ 
10:      Store  $(s_t, g, a_t, r_t, \text{done}, V_\psi(s_t, g), \log \pi_\phi(a_t \mid s_t, g))$ 
11:      if  $\text{done}$  then
12:        break
13:      end if
14:    end for
15:  end for
16:  Push collected trajectories into a replay buffer (with priorities based on normalized advantage)
17:  Optionally apply HER by relabeling a fraction of trajectories with achieved goals
18:  Compute returns and advantages using  $V_\psi$  and GAE

19:  PPO update (from replay samples)
20:  for epoch  $e = 1$  to  $E$  do
21:    Sample mini-batches from the replay buffer
22:    Update  $\phi$  with clipped policy loss + entropy bonus
23:    Update  $\psi$  with clipped value loss
24:  end for
25:  Optionally update goal curriculum and victim caps (MAX_NEW_GEN, BOOT_CAP)
26: end for
27: return trained policy  $\pi_\phi$ 
```

also maintain a prioritized replay buffer and apply hindsight goal relabeling to a fraction of stored trajectories (Appendix B.8). Only the compact policy and value networks are trained; the victim LLM is never fine-tuned. As training progresses, we jointly anneal the goal distribution and the victim’s decoding budget B , starting from moderate goals and gradually extending into the high-OGF regime used in our evaluation in Section 7.2. Algorithm 2 summarizes the training loop.

5 Stopping-Time Metrics and Evaluation Protocol

We use a common set of attack-side stopping-time metrics to evaluate both EOGen and RL-GOAL. Let C denote the nominal context window of the victim model (in tokens), and let L be the continuation length (number of newly generated tokens)

for a given query. We define the *Over-Generation Factor* (OGF) as

$$\text{OGF} = \frac{L}{C}.$$

Over-generation factors (OGF) are always reported relative to this nominal context window.

We mark a query as a *stall* if it hits the generation cap without producing an EOS token, i.e., $\text{stall} = 1$ iff *no EOS* is observed and the cap is hit, and 0 otherwise. We additionally record an *over-context non-termination* flag=1 iff *no EOS* is observed and $L \geq C$.

To capture repetition in the tail, we scan the continuation with overlapping k -grams (with $k=8$), track the position of the last novel k -gram, and define the tail length as the number of tokens after this position. We then define tail-persistence indicators TP@512 and TP@1024 as whether the tail length is at least 512 or 1,024 tokens, respectively. Finally, we record the wall-clock generation latency (in seconds) for each query.

6 Experimental Setup

Victim Models and Context Windows We evaluate EOGen on Phi-3-mini-4k-instruct. For RL-GOAL, we focus on LLaMA-2-7B-HF, as training the RL attacker is computationally intensive. Both attack methods are thus assessed on a common set of two victims, with EOGen additionally tested on the third model.

7 Experimental Results

7.1 EOGen

Prompt set and evaluation harness. We evaluate a saved prompt set using the released evaluation script. The script loads prompts from a text file by parsing the Prompt: field in each saved block. Each prompt is evaluated with $T=10$ stochastic continuations. All trials are executed via the victim model’s generate interface with `do_sample=True`, `temperature=1.0`, and `top_p=1.0`, using a fixed cap of $B=4C$ new tokens (e.g., $B=16,384$ when $C=4,096$). The nominal context window C is read from the model configuration.

Baselines. To contextualize EOGen, we evaluate baseline prompt families under the same victim access and sampling configuration as above. These include: (i) hand-crafted repeat-style prompts

Prompt source	#Prompts	Avg. OGF	Succ.@ ≥ 1	Succ.@ ≥ 2	Succ.@ ≥ 3	Succ.@ ≥ 4
EOGen	871	1.38 ± 1.15	51.7%	24.5%	12.5%	6.6%
Repeat-style	5	0.50 ± 0.37	12.0%	0.0%	0.0%	0.0%
Inf. babble	1	0.54 ± 0.28	10.0%	0.0%	0.0%	0.0%
Random short	100	0.51 ± 0.74	14.0%	6.2%	2.9%	0.6%

Table 1: Each prompt is evaluated with $T=10$ stochastic decodes under a fixed budget $B=4C$ ($= 16384$ for Phi-3-mini).

(repeat, recursion, count, longtext, code), (ii) an infinite babble prompt that explicitly requests non-termination, and (iii) random short prefixes consisting of 3–7 words sampled from a fixed word pool (100 prompts by default). The code additionally supports an optional WizardLM-style instruction baseline when a WizardLM dataset (Xu et al., 2024) is provided. For baselines we set the generation budget to $B=4C$. Success@OGF ≥ 1 is implemented as $L \geq C$, where L is the number of newly generated tokens.

Main Results Table 1 compares EOGen prompts against baselines on Phi-3-mini-4k-instruct. EOGen substantially increases the over-context rate and severe over-generation relative to all baselines, and it yields a clear tail of budget-saturating runs (i.e., runs that reach the cap B).

The random-short control rarely reaches the budget cap, indicating that cap saturation is uncommon under random short prefixes under the same decoding regime. EOGen consistently outperforms all baseline prompt constructions, producing higher Success@OGF thresholds and a larger fraction of generations that reach the cap B under the same decoding regime. Appendix C.2.

Prompt-level robustness and stalling Aggregate success rates can hide substantial variation across prompts. To characterize robustness at the *prompt level*, we compute per-prompt success and stall rates over the 10 stochastic trials. Figure 1 shows the distribution of per-prompt Success@OGF ≥ 1 and the CDF of per-prompt stall rates (fraction of trials that reach B without $\langle \text{eos} \rangle$). These plots highlight (i) the spread in prompt robustness under sampling, and (ii) that stalling concentrates in a tail of prompts rather than being uniform across the prompt set.

Additional metrics. We report EOS rate and stall rate in Appendix C.1; these are closely tied to cap-hit events under the fixed budget B and are largely

redundant with per-trial Success@OGF ≥ 4 in our setting ($B = 4C$).

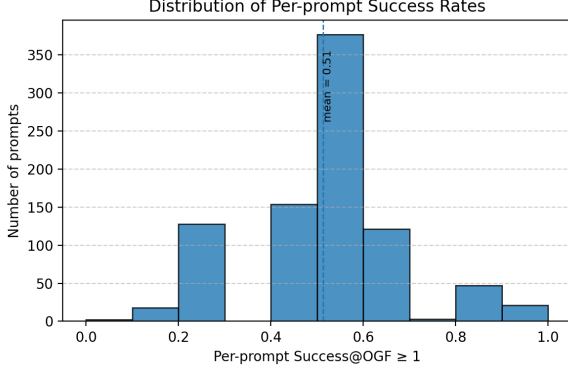
7.2 RL Evaluation Protocol

At test time we freeze the trained RL-GOAL attacker and use it solely as a prefix generator in a generate-only / query-only interface setting. Each evaluation run conditions the attacker on a fixed target length B (we use $B=16,384$); in our evaluation we set the target length equal to the decoding cap, i.e., $B=16,384$, and samples an attacker prefix for up to T steps (default $T=64$). The attacker is queried on a trailing observation window of 1024 tokens, and actions are sampled using temperature sampling with nucleus filtering (default $\tau=0.8$, $p=0.95$). During prefix rollout, EOS is not masked by default; instead, the harness exposes an optional EOS gating mechanism that can defer EOS until after a fraction of the length cap, but this gating is disabled in our reported runs.

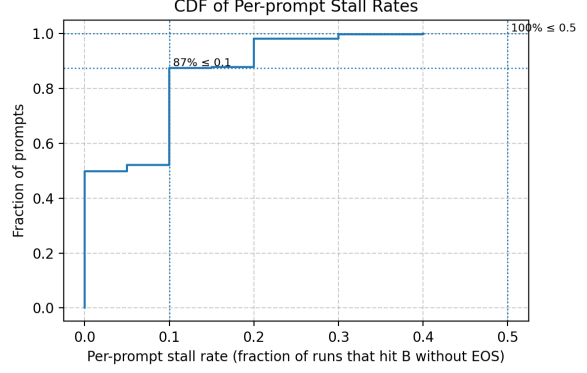
The victim model is queried exactly once per run: we concatenate the benign base prompt with the attacker prefix and trigger a single victim continuation under the evaluation caps used by the harness. We then compute length-based stopping-time statistics from the victim continuation length L , including the over-generation factor $\text{OGF}=L/C$ for nominal context window C , Success@OGF $\geq \{1, 2, 3, 4\}$, and a cap-hit indicator (stall) defined by reaching the configured new-token cap. We also report wall-clock latency measured around the victim-side generation call. (Token-level tail statistics are not computed in this harness because only continuation lengths are logged.)

7.3 Main results

The attacker policy is LLaMA-2, so prefix rollout uses the LLaMA tokenizer. When evaluating against a non-LLaMA victim, we bridge tokenizers by decoding the generated prefix with the LLaMA tokenizer and re-encoding it with the victim tokenizer before invoking the victim’s generate call, ensuring the victim receives correctly tokenized



(a) Per-prompt Success@OGF ≥ 1 over $T=10$ trials.



(b) CDF of per-prompt stall rates (fraction of trials that reach B without $\langle \text{eos} \rangle$).

Figure 1: Prompt-level robustness and non-termination for EOGen on Phi-3-mini. Each prompt is evaluated with $T=10$ stochastic decodes under a fixed budget $B=16384$. Table 1 reports per-trial aggregates, while this figure summarizes statistics per prompt.

Setting	Avg. OGF	Succ.@ ≥ 1	Succ.@ ≥ 2	Succ.@ ≥ 4	Stall	Avg. L	Latency (s)
Trained policy (LLaMA-2)	2.01 ± 1.29	91.5%	34.0%	24.4%	24.4%	8221 ± 5291	296.2 ± 243.1
Trained policy (Phi-3)	2.81 ± 1.38	82.2%	67.5%	46.5%	46.5%	11494 ± 5658	516.0 ± 319.2
Trained policy (Falcon)	1.17 ± 0.90	46.2%	21.4%	0.4%	0.2%	2400 ± 1847	73.9 ± 59.7
No Prefix baseline (LLaMA-2)	0.37 ± 0.69	11.5%	2.9%	2.2%	2.2%	1519 ± 2838	47.0 ± 110.1
No Prefix baseline (Phi-3)	0.61 ± 0.76	15.6%	5.2%	1.8%	1.8%	2480 ± 3112	45.1 ± 63.9
No Prefix baseline (Falcon)	0.71 ± 0.96	28.0%	17.6%	0.3%	0.0%	1451 ± 1969	44.3 ± 59.5

Table 2: RL-GOAL main results across 1000 runs). We report mean \pm std for OGF, L , latency and stall

inputs under its own vocabulary.

Table 2 summarizes RL-GOAL 1000 runs, compared to a no-prefix baseline under the same victim decoding configuration. RL-GOAL induces strong over-generation on LLaMA-2 and Phi-3: average OGF reaches 2.01 ± 1.29 and 2.81 ± 1.38 , with Success@ ≥ 2 of 34.0% and 67.5% (baseline: 2.9% and 5.2%). These gains are accompanied by frequent cap-hits (stall: 24.4% / 46.5%), indicating that the learned prefixes often drive decoding to the configured limit. Falcon is less susceptible under the same cap: while RL-GOAL improves Success@ ≥ 1 (46.2% vs. 28.0%), Success@ ≥ 4 remains near zero (0.4%), and stalls are rare (0.2%). Latency increases with continuation length, with the highest mean runtimes observed for the models with the largest average L (Phi-3, LLaMA-2).

To isolate the contribution of learning, we additionally evaluate an ablation that replaces the trained attacker with an uninformed policy that outputs uniform logits over the vocabulary (i.e., random token sampling under the same decoding controls). We report these results in Appendix D.1.

Reproducibility. We perform 1000 independent runs with a fixed base seed (42) and shard evaluation across 15 array jobs. Each shard processes a deterministic, disjoint slice of run indices, and run i uses seed $42+i$, ensuring that stochastic sampling is reproducible regardless of sharding.

Ethics Statement

We study denial-of-service style over-generation vulnerabilities in LLMs to support safer deployment. We do not release prompts or configurations that materially increase misuse risk; we report aggregate findings and focus on mitigations and evaluation practices. We follow responsible disclosure norms where applicable.

Acknowledgments

Portions of this manuscript were drafted with assistance from an AI language model and were subsequently reviewed and edited by the authors.

References

Yu Cui and Cong Zuo. 2025. [Practical reasoning interruption attacks on reasoning large language models.](#)

- Computing Research Repository*, arXiv:2505.06643.
- Mingkai Deng, Jianyu Wang, Cheng-Ping Hsieh, Yi-han Wang, Han Guo, Tianmin Shu, Meng Song, Eric Xing, and Zhiting Hu. 2022. [RLPrompt: Optimizing discrete text prompts with reinforcement learning](#). In *Proceedings of the 2022 Conference on Empirical Methods in Natural Language Processing*, pages 3369–3391, Abu Dhabi, United Arab Emirates. Association for Computational Linguistics.
- Jianshuo Dong, Ziyuan Zhang, Qingjie Zhang, Tianwei Zhang, Hao Wang, Hewu Li, Qi Li, Chao Zhang, Ke Xu, and Han Qiu. 2024. [An engorgio prompt makes large language model babble on](#). *Computing Research Repository*, arXiv:2412.19394.
- Kuofeng Gao, Tianyu Pang, Chao Du, Yong Yang, Shu-Tao Xia, and Min Lin. 2024. [Denial-of-service poisoning attacks against large language models](#). *Computing Research Repository*, arXiv:2410.10760.
- Jonas Geiping, Alex Stein, Manli Shu, Khalid Saifullah, Yuxin Wen, and Tom Goldstein. 2024. [Coercing llms to do and reveal \(almost\) anything](#). *Computing Research Repository*, arXiv:2402.14020.
- Qingyan Guo, Rui Wang, Junliang Guo, Bei Li, Kaitao Song, Xu Tan, Guoqing Liu, Jiang Bian, and Yujiu Yang. 2024. [Evoprompt: Connecting LLMs with evolutionary algorithms yields powerful prompt optimizers](#). In *International Conference on Learning Representations (ICLR)*. ArXiv:2309.08532.
- Syed Mhamudul Hasan, Hussein Zangoti, Iraklis Anagnostopoulos, and Abdur R. Shahid. 2025. [Sponge attacks on sensing ai: Energy-latency vulnerabilities and defense via model pruning](#). *Computing Research Repository*, arXiv:2505.06454.
- Abhinav Kumar, Jaechul Roh, Ali Naseh, Marzena Karpinska, Mohit Iyyer, Amir Houmansadr, and Eugene Bagdasarian. 2025. [Overthink: Slowdown attacks on reasoning llms](#). *Computing Research Repository*, arXiv:2502.02542.
- Zeyi Liao and Huan Sun. 2024. [Amplegcg: Learning a universal and transferable generative model of adversarial suffixes for jailbreaking both open and closed llms](#). *Computing Research Repository*, arXiv:2404.07921.
- Xiangyu Qi, Ashwinee Panda, Kaifeng Lyu, Xiao Ma, Subhrajit Roy, Ahmad Beirami, Prateek Mittal, and Peter Henderson. 2024. [Safety alignment should be made more than just a few tokens deep](#). *Computing Research Repository*, arXiv:2406.05946.
- Taylor Shin, Yasaman Razeghi, Robert L. Logan IV, Eric Wallace, and Sameer Singh. 2020. [AutoPrompt: Eliciting Knowledge from Language Models with Automatically Generated Prompts](#). In *Proceedings of the 2020 Conference on Empirical Methods in Natural Language Processing (EMNLP)*, pages 4222–4235, Online. Association for Computational Linguistics.
- Iliia Shumailov, Yiren Zhao, Daniel Bates, Nicolas Papernot, Robert Mullins, and Ross Anderson. 2021. [Sponge examples: Energy-latency attacks on neural networks](#). In *2021 IEEE European Symposium on Security and Privacy (EuroS&P)*, pages 212–231. Institute of Electrical and Electronics Engineers. Conference dates: 06–10 Sep 2021.
- Xuehai Tang, Xikang Yang, Zhongjiang Yao, Jie Wen, Xi Zhou, Jizhong Han, and Songlin Hu. 2025. [DS-GCG: Enhancing LLM jailbreaks with token suppression and induction dual-strategy](#). In *Proceedings of the 28th International Conference on Computer Supported Cooperative Work in Design (CSCWD)*, pages 273–278. Institute of Electrical and Electronics Engineers.
- Eric Wallace, Shi Feng, Nikhil Kandpal, Matt Gardner, and Sameer Singh. 2019. [Universal adversarial triggers for attacking and analyzing NLP](#). In *Proceedings of the 2019 Conference on Empirical Methods in Natural Language Processing and the 9th International Joint Conference on Natural Language Processing (EMNLP-IJCNLP)*, pages 2153–2162, Hong Kong, China. Association for Computational Linguistics.
- Yotam Wolf, Noam Wies, Oshri Avnery, Yoav Levine, and Amnon Shashua. 2023. [Fundamental limitations of alignment in large language models](#). *Computing Research Repository*, arXiv:2304.11082.
- Can Xu, Qingfeng Sun, Kai Zheng, Xiubo Geng, Pu Zhao, Jiazhan Feng, Chongyang Tao, Qingwei Lin, and Daxin Jiang. 2024. [Wizardlm: Empowering large pre-trained language models to follow complex instructions](#). In *The Twelfth International Conference on Learning Representations (ICLR 2024)*, Vienna, Austria. OpenReview.net.
- Yuanhe Zhang, Zhenhong Zhou, Wei Zhang, Xinyue Wang, Xiaojun Jia, Yang Liu, and Sen Su. 2025. [Crabs: Consuming resource via auto-generation for LLM-DoS attack under black-box settings](#). In *Findings of the Association for Computational Linguistics: ACL 2025*, pages 11128–11150, Vienna, Austria. Association for Computational Linguistics.
- Andy Zou, Zifan Wang, Michael Chen, J. Zico Kolter, and Matt Fredrikson. 2023. [Universal and transferable adversarial attacks on aligned language models](#). *Computing Research Repository*, arXiv:2307.15043.

A EOGen - Implementation Details

A.1 Decoding Configuration

For all attacks we treat the victim as a black-box text-completion API with a fixed decoding regime. We enable sampling via `do_sample` but do not set explicit temperature, nucleus top- p or repetition penalty, so generation uses the library defaults for these parameters. The number of generated tokens is capped at $B = 16,384 \approx 4C$, and this

configuration remains fixed across all prompts and generations.

A.2 Hyperparameters

For EOGen we use a small but fixed evolutionary budget for all victims. We set the population size to $P = 20$, the selection fraction to $\rho = 0.5$ (truncation selection on the top half of the population), and the token-wise mutation rate to $\mu = 0.05$. Prompts are constrained to have length $\ell \in [\ell_{\min}, \ell_{\max}]$ with $\ell_{\min} = 3$ and $\ell_{\max} = 7$ tokens (as described in Section 3.2). We run EOGen for $G = 500$ generations, resulting in approximately $P \times G \approx 10^4$ victim queries per run (with $P = 20$). We use the same configuration for all three victim models to make their over-generation behavior directly comparable.

A.3 Implementation Notes

Our released code supports checkpoint-based resume by saving (and restoring) the current generation index, population, and best-so-far prompt/reward at the end of each generation. It also logs one row per prompt evaluation, including the fitness value and diagnostic fields such as continuation length, OGF, stall flag, tail-persistence, and latency. During search, the implementation maintains running $\text{Success@OGF} \geq 2$ and $\text{Success@OGF} \geq 4$ counts as a function of total evaluations and periodically saves a budgeted-success curve plot; additionally, it archives prompts whose continuations exceed 8192 tokens and tracks the best prompt that exactly reaches the generation cap ($B = 16,384$).

B RL

B.1 Prompt initialization.

During training, we mix a fixed benign header with base prompts sampled from a prompt pool mined from prior episodes. The probability of using the fixed header decays over the first $0.2 \times$ training episodes and is floored at 0.10. When sampling from the prompt pool, prompts are drawn with probability proportional to their stored score (used as a sampling weight).

B.2 Environment and episode structure.

RL-GOAL is implemented as a Gym-style environment in which the agent appends one token per step to a prompt prefix and receives a *terminal* reward at episode end. Episodes run for at most a fixed horizon ($T=64$). During training, the EOS action

is masked in the policy sampling distribution. We implement two overshoot safeguards based on an *agent-budget* $g_{\text{agent}} = \min(g, B_{\max})$: (i) a trainer-side early stopping rule that ends an episode once the agent body exceeds $1.2 \times g_{\text{agent}}$, and (ii) an environment-side hard cutoff that appends EOS and terminates once the body exceeds $1.3 \times g_{\text{agent}}$. Intermediate shaping is disabled (per-step reward is zero), so learning is driven by the terminal signal.

A token is considered valid if its decoded string is mostly composed of common ASCII characters (letters/digits/space/punctuation), as determined by a lightweight heuristic; EOS is handled separately by explicit masking during training-time sampling.

The released training entry-point executes a short smoke-test loop prior to training; it interacts with the victim only through the same terminal generate-based reward query as training episodes.

B.3 Goal curriculum and bootstrapping cap.

We sample one goal g per training batch from a moving interval whose upper bound increases over training, while respecting G_{\max} and the current bootstrapping cap (b_k). To emphasize long-target behavior, we bias sampling toward the upper half of the interval, increasing this bias once the boot cap reaches the long-context regime. The boot cap increases in stages (starting at 2048 and incrementing by 2048 every 5000 episodes up to 16384), throttling the victim’s decoding budget early in training.

Curriculum cap and its interaction with bootstrapping. The curriculum cap c_k is a monotone schedule that expands the *support* of the goal sampler over training by raising the largest admissible targets, while the boot cap b_k constrains feasibility by limiting the victim’s available decoding budget early in training. As a result, when b_k is small the curriculum is effectively truncated by the boot cap, and increasing c_k has no effect until b_k grows; once b_k enters the long-context regime, c_k becomes the active limiter and the sampler’s mass shift toward the upper half of the interval increases accordingly. In this way, c_k controls *which* long targets are requested as training progresses, whereas b_k controls *when* those targets become attainable by the victim under the fixed generation cap.

B.4 Victim query.

At episode end, we query the victim LLM exactly once using generate with a per-episode decoding budget B equal to the minimum of g , the global

generation cap, and the current bootstrapping cap. We use stochastic decoding (`do_sample=True`, temperature = 0.9, top- p = 0.95, repetition penalty = 1.05) and include a logits processor that replaces NaN/Inf logits with finite values for numerical stability. The continuation length L and EOS position (if any) are extracted from the returned sequence and used to compute the terminal reward.

B.5 Policy sampling and exploration.

During rollouts, we sample actions from the filtered token distribution using a policy temperature of 0.8 and an ϵ -mixture exploration strategy, where ϵ decays linearly from 0.01 to 0.001 over 20,000 training episodes. Following the implementation, we add a small length-based logit bias (coefficient 0.4) proportional to each token’s decoded string length to accelerate exploration over discrete token choices.

B.6 Reward implementation.

At episode end, the environment computes a *terminal* reward from the *victim continuation* by evaluating the full prompt (seed prefix + agent tokens) with a fresh victim free-run decoding (generate) and extracting the continuation length L and EOS position. The reward depends on L relative to an effective goal $g' = \max(8192, \min(g, G_{\max}))$, where G_{\max} is the configured global new-token cap used during training; thus, all rewards are normalized with respect to a minimum target of 8192 tokens, even if the sampled goal g is shorter.

For $\rho = L/g'$, we apply the same length-based shaping described in Section 4.3: episodes with $\rho < 0.5$ incur a penalty, whereas those with ρ approaching 1 (or beyond) earn a bonus up to a maximum of 1.0. We use a permissive prompt-validity score that returns 1.0 for all prompts and apply an early-EOS penalty only when the first EOS occurs before $0.9g$. Finally, we include a mild heuristic regularizer derived from the continuation’s distinct-token statistics (a proxy quantity, not true perplexity), by subtracting $0.05 \log(1 + \min(\text{ppl}, 100))$.

B.7 Optimization (PPO hyperparameters).

We train the policy and value networks with PPO using discount $\gamma=0.995$ and GAE parameter $\lambda=0.9$. We use PPO clipping $\epsilon_{\text{clip}}=0.2$, entropy coefficient 0.005, and value loss coefficient 0.1. Both networks are optimized with Adam (learning rate 2×10^{-5}), and gradients are clipped to a maximum norm of 1.0. Each PPO update runs 6 epochs,

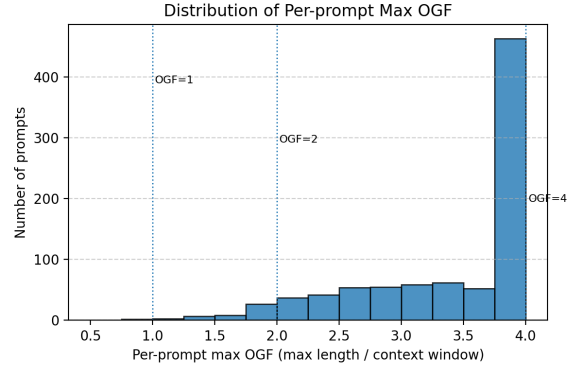


Figure 2: Distribution of per-prompt maximum OGF (max over $T=10$ trials). This is an optimistic severity summary (best-case over trials); per-trial stall (reaching B without `<eos>`) is reported in Table 1.

iterating over mini-batches of size 4.

B.8 Replay, prioritization, and HER.

We store transitions in a replay buffer of capacity 75,000 with prioritized sampling; priorities are proportional to the magnitude of the (normalized) advantage. We apply hindsight experience relabeling to a fraction of stored transitions: the achieved length (clipped to a maximum of 16,384 tokens) replaces the original goal. The relabeled reward is 1.0 if the achieved length is within ± 5 tokens of the relabeled goal; otherwise it is a negative distance-based shaping term. The HER fraction is initialized to 0.3 and adaptively adjusted based on the recent success rate.

C Additional Metrics

C.1 Additional Prompt-level Severity

see Figure 2.

C.2 Latency

Latency reported in Table 4 is measured as wall-clock time. We parallelize evaluation via job arrays using 15 chunks, so that each job evaluates a disjoint subset of prompts. Each chunk is run as single-process inference on one NVIDIA L40S GPU; reported latencies are per-trial wall-clock times.

D Ablation Studies

D.1 RL

Removing learning (uniform random attacker).

We replace the trained RL-GOAL attacker with an uninformed policy that returns uniform logits

Setting	Avg. OGF	S@ ≥ 1 (%)	S@ ≥ 2 (%)	S@ ≥ 4 (%)	Stall (%)	Avg. L	Latency (s)
Uniform-random policy (LLaMA-2)	0.93 \pm 0.69	65.1	3.9	1.6	1.6	3804 \pm 2821	149.5 \pm 136.3

Table 3: Ablation removing learning: the attacker is replaced by an uninformed (uniform-logit) policy under the same target length and evaluation protocol. S@k denotes Success@OGF $\geq k$.

Prompt source	Median lat. (s)	Mean lat. (s)	P95 lat. (s)	Max lat. (s)
EOGen	74.60	102.93	309.93	311.79
Repeat-style	24.53	33.90	83.01	125.74
Inf. babble	18.97	38.85	137.75	207.22
Random short	14.12	36.21	170.78	311.01

Table 4: Generation latency (seconds), measured as wall-clock time around generate and aggregated over prompt-trial pairs ($T=10$ trials per prompt).

over the vocabulary and is sampled with the same decoding hyperparameters. This ablation preserves the evaluation interface and prefix budget, while removing learned goal-conditioning and learned token preferences. We compare this setting to the trained attacker under identical g , T , and victim-side evaluation caps (see Table 3).