

A Review of Community-Centric Power Systems Resilience Assessment and Enhancement Strategies

Masoud H. Nazari^{a,*}, Hamid Varmazyari^a, Antar Kumar Biswas^a, Ümit Cali^{b,c,**},
Hollis Belnap^d, Masood Parvania^d

^a*Department of Electrical and Computer Engineering, Wayne State University, Detroit, Michigan, USA*

^b*Faculty of Information Technology and Electrical Engineering, Norwegian University of Science and Technology, Norway*

^c*Department of Physics, Engineering and Technology, University of York, York, United Kingdom*

^d*Department of Electrical and Computer Engineering, University of Utah, Salt Lake City, Utah, USA*

Abstract

This paper presents a comprehensive review of resilience metrics, covering both engineering-based measures, such as fragility-curve modeling, and data-driven approaches, including triangular and trapezoidal representations. Next, the paper examines the interdependencies between power systems resilience and community resilience, addressing socioeconomic and behavioral dimensions, infrastructure interconnections, and the emerging role of resilience hubs. The review then synthesizes state-of-the-art strategies for enhancing power system resilience, including network hardening, resource allocation, optimal scheduling, and reconfiguration techniques. Special emphasis is placed on the integration of Artificial Intelligence (AI) methods and the techno-legal dimensions of resilient power systems and communities. In particular, the paper contrasts the regulatory landscapes of the European Union and the United States, highlighting key similarities and distinctions. By analyzing methodologies for mitigating the impacts of high-impact, low-probability (HILP) events, the review identifies critical research gaps and outlines promising directions for future investigation.

Keywords: Community resilience, high-impact low-probability events, power

*Corresponding author: Masoud H. Nazari (email: masoud.nazari@wayne.edu)

**Corresponding author: Ümit Cali (email: umit.cali@ntnu.no)

systems resilience, resilience evaluation methods, resilience enhancement strategies, resilience metrics.

1. Introduction

The frequency of power outages and their associated losses have been growing in the U.S. over the past 43 years, as illustrated in Figure 1[1]. Aging infrastructure and the rise of extreme events have highlighted the vulnerability of power systems [2]. Storm-related disruptions are estimated to cost the U.S. economy between \$20 billion to \$55 billion annually [3]. Several research studies anticipate the frequency and severity of such extreme events to increase due to climate change [3, 4, 5]. This underscores the critical need to adapt power grids to withstand disasters and mitigate catastrophic impacts. Ensuring the resilience of the energy supply and infrastructure is essential for facilitating economic recovery and fostering sustainable development.

Various definitions, metrics, assessment methods, and improvement strategies for power system resilience have been proposed. However, the absence of standardized definitions and metrics poses a challenge in accurately estimating the resilience of power systems [6]. The U.S. Department of Energy (DOE) defines energy system resilience as “the ability of the grid, buildings, and communities to withstand and rapidly recover from power outages while continuing to provide electricity”. According to the IEEE, resilience is defined as “the ability to withstand and reduce the magnitude and/or duration of disruptive events, which includes the capability to anticipate, adapt to, and/or rapidly recover from such an event.” Community resilience builds upon this concept by extending it to social and infrastructural systems, emphasizing collective preparedness and adaptive capacity which is defined as a community’s ability to reduce and prepare for risks [83]. Berkes et al. [84] proposed two perspectives on community resilience: the social-ecological systems perspective and the psychology and community development perspective. Vari-

ous socioeconomic and demographic factors that shape community resilience also influence power system resilience [70, 72]. Additionally, power system resilience assessments must consider the interdependency of power systems with other critical infrastructure, as cascading failures can impact multiple systems. Proper parameter tuning is essential for maintaining the stability of integrated networks [81, 82].

Several research studies have extensively analyzed the concepts of resilience and strategies for enhancement, providing a detailed overview encompassing definitions, evaluation methodologies, modeling approaches, and strategies for enhancing power system resilience [9, 10, 11, 12]. Despite these contributions, there is a lack of comprehensive exploration of the resilience triangle and trapezoid frameworks, detailed assessment methodologies, and the integration of modeling techniques with AI and ML for resilience enhancement. Additionally, comprehensive discussions linking policy, regulatory frameworks, and socio-economic factors to resilience enhancement remain limited. This paper addresses these gaps by providing an in-depth analysis of power system resilience evaluation and enhancement methods against extreme weather events, with a primary focus on the state-of-the-art AI and ML techniques.

The structure of the paper is organized as follows. Section 2 explores resilience assessment approaches. Section 3 presents a discussion on the interdependence of power system resilience and community resilience. Section 4 delves into resilience enhancement strategies, then Section 5 presents the application of AI in resilience analysis. Section 6 reviews the techno-legal aspects of resilient power systems and communities. Section 7 identifies research gaps, outlines challenges, and proposes guidance for future research. Finally, Section 8 concludes the paper with a summary of the key findings and a discussion of the identified limitations within current research efforts.

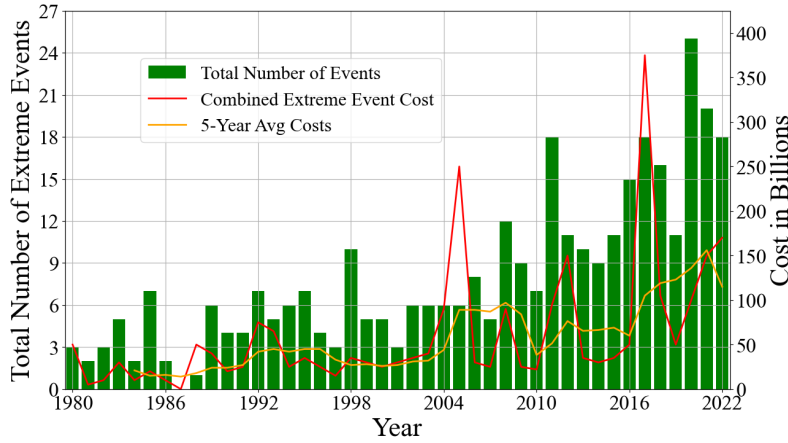


Figure 1: Frequency and associated economic loss of U.S. extreme weather events.

2. Power System Resilience Assessment Practices

Effective implementation of resilient planning and operations depends on a comprehensive evaluation of resilience using standardized metrics. Methods for assessing resilience in power systems have received increasing attention in recent research and can be broadly classified into two main approaches: 1) Detailed engineering (micro-level), and 2) Data-driven (macro-level).

2.1. Detailed Engineering Resilience Assessment

Detailed engineering resilience assessment techniques emphasize analyzing the specific fragility curves of individual components within a system, offering a granular perspective on their vulnerability to extreme events. A fragility curve represents the probability of failure of a system or one of its components under a specific event. In scenarios with minimal uncertainty, the fragility curve closely resembles a step function, transitioning sharply between two states: 0 (non-failure) and 1 (failure) [32]. However, in most real-world applications, fragility curves are modeled using lognormal cumulative distribution functions, which rely on the logarithmic mean and logarithmic standard deviation to provide a more realistic representation by accounting for variations in system behavior under different load conditions. In [34],

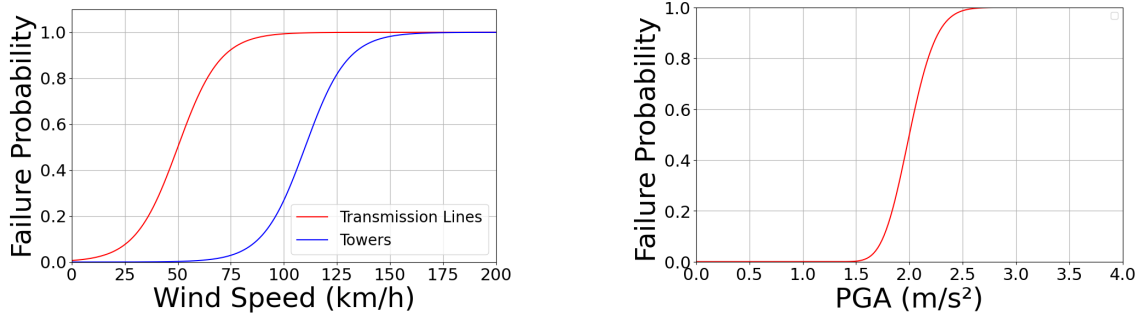


Figure 2: Fragility curve vs extreme event intensity as a function of wind speed (a), and of PGA (b).

the fragility curve is described as a lognormal distribution

$$f(x) = \frac{l}{\sigma\sqrt{2\pi}} e^{-\frac{1}{2}\left(\frac{x-\mu}{\sigma}\right)^2}, \quad (1)$$

where x represents event intensity, μ and σ denote the logarithmic mean and standard deviation, respectively. The slope of the fragility curve is influenced by these two parameters, determining the system's sensitivity to variations in event intensity. For example, Figure 2 illustrates fragility curves for transmission lines and towers under varying wind speeds (a) and infrastructure failure as a function of peak ground acceleration (PGA) during earthquakes (b). The probability of failure (P_f) in seismic scenarios can be expressed as:

$$P_f(PGA) = \alpha \left[\frac{1}{\beta_{tot}} \ln \left(\frac{PGA}{PGA_{mi}} \right) \right], \quad (2)$$

where P_f denotes the probability of infrastructure failure, α is the standard cumulative probability function, PGA_{mi} is the median threshold value of the peak ground acceleration, and β_{tot} is the total standard deviation [35].

Ranjbar et al. [19] analyzed fragility curves for substations, wind farms, and transmission lines during hurricanes. Substation damage probabilities were modeled using log-normal distributions, transmission structure failures with exponential functions, and wind turbine failures with log-logistic distributions based on wind speeds. Four methodologies have been established for constructing fragility curves

for power system components: 1) judgmental, based on expert experience, 2) empirical, based on field and laboratory measurements to model the performance of the components [33], 3) analytical, derived from structural simulation models, and 4) hybrid, a combination of the judgmental, empirical, and analytical methods.

Sabouhi et al. [17] proposed a framework for resilience assessment of power systems that provides a step-by-step process for assessing the Resilience Index (RI) using fragility curves. Panteli et al. [33] presented a similar framework to evaluate the resilience of a system using fragility curves and a sequential Monte Carlo Simulation method. Work in [31] introduced a cost-effective approach for system operators to calculate RI using fragility curves. One drawback of the detailed engineering approach is that it requires comprehensive information about the power network and its components, which is generally not publicly available data.

2.2. Data-driven Resilience Assessment

The data-driven resilience assessment approach, commonly known as the system-level approach, employs comprehensive data analytics to assess resilience metrics. It focuses on assessing the performance of the system that influences its ability to withstand and recover from disruptions. Operational resilience describes the capacity of a power system to sustain generation availability and continuous electricity delivery to consumers during and after disruptive events such as disasters, whereas *infrastructure resilience* focuses on the power system's physical robustness and minimizing component failures or disruptions. Together, these aspects are reflected in probabilistic resilience curves to characterize system performance across a range of disturbance types, impacts, and severity [24],[8].

2.2.1. Resilience Triangle

The resilience triangle theory was developed by Bruneau et al. [7, 20] and serves as the foundation for resilience assessment. It primarily examines how a system's performance deteriorates throughout an event. According to Tierney and Bruneau

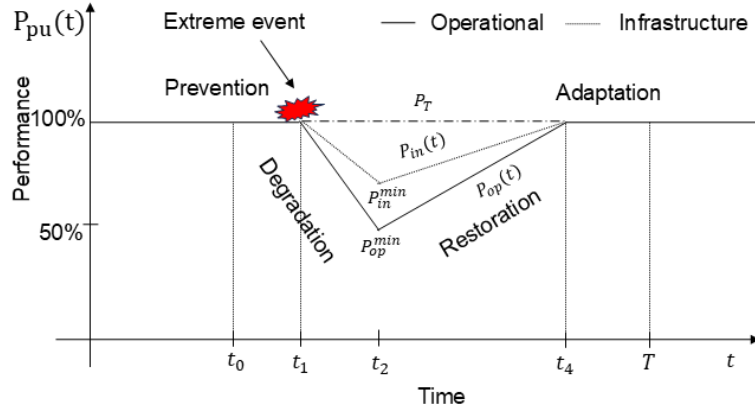


Figure 3: Schematic diagram of the resilience triangle.

[7, 20], a system exhibits resilience when it minimizes the probabilities of failure and the impacts of failures, including damage, loss of life, and negative social and economic consequences, while also achieving shorter recovery times.

The resilience triangle method, depicted in Figure 3, provides a quantitative assessment of resilience via a time-dependent metric. The resilience metric evaluates system performance on a scale from 0% (a complete loss of service) to 100% (no disruption in service). The targeted performance is represented by P_T , while actual performance for operational and infrastructure resilience is denoted by $P_{op}(t)$ and $P_{in}(t)$ accordingly. As depicted in Figure 3, an extreme event occurring at time t_1 may cause substantial damage to the network, leading to a significant reduction in quality when it reaches P_{op}^{min} (for operation) or P_{in}^{min} (for infrastructure) at time t_2 . After the event, recovery progresses until full restoration at t_4 .

A time-dependent resilience metric, RI_{s1} , is expressed in (3), which evaluates system resilience using both the resilience triangle and trapezoid. This metric is derived from the ratio of the area under the actual performance curve, $P_{op}(t)$, to the area between the target performance curve, P_T [21, 87]. This approach can be applied to both operational and infrastructure resilience indexes,

$$RI_{s1} = \frac{\int_{t_1}^{t_4} P_{op}(t) dt}{\int_{t_1}^{t_4} P_T dt}. \quad (3)$$

In addition to the normalized metric presented in (3), Gholami et al. [22] introduced another metric,

$$RI_{s2} = \frac{\int_{t_0}^{t_4} [P_T - P_{op}(t)] dt}{\int_{t_0}^T P_T dt} = 1 - \frac{\int_{t_0}^{t_4} P_{op}(t) dt}{\int_{t_0}^{t_4} P_T dt} = 1 - RI_{s1}. \quad (4)$$

In contrast to RI_{s1} , RI_{s2} quantifies the reduction in resilience from the ideal value of 1 due to an extreme event, where zero signifies a fully resilient system and one represents a non-resilient system.

Moreover, G. Cimellaro et al. [23] articulated the resilience triangle metric for infrastructure to extreme events as

$$RI_{s3} = \int_{t_1}^T \frac{P_{in}(t)}{T - t_1} dt, \quad (5)$$

where

$$P_{in}(t) = [1 - L(I, T_{RE})][H(t - t_1) - H(t - (t_1 + T_{RE}))] \\ \times f_{REC}(t, t_1, T_{RE}), \quad (6)$$

and

$$T_{RE} = t_1 - t_4. \quad (7)$$

Here, $L(I, T_{RE})$ represents the loss function, wherein I and T_{RE} denote the earthquake intensity and recovery time from the event, while $H(\cdot)$ denotes the Heaviside step function. The parameter T stands for the control time of the system after the restoration state. Additionally, $f_{REC}(t, t_1, T_{RE})$ characterizes the recovery function. The authors emphasized metrics to measure resilience dimensions such as rapidity, redundancy, robustness, and resourcefulness.

While the resilience triangle is highly valued for its applicability across various

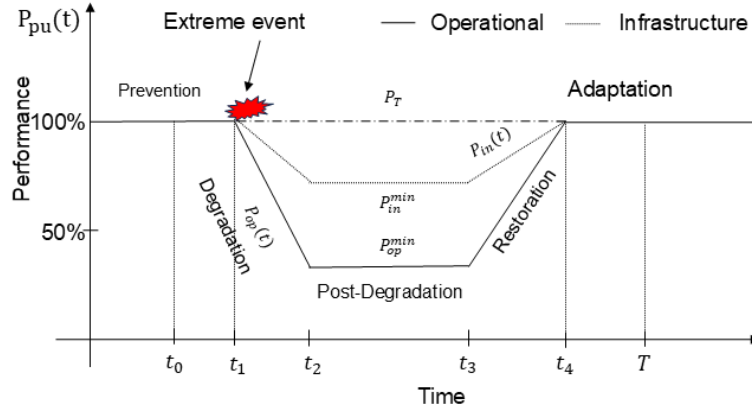


Figure 4: Schematic diagram of the resilience trapezoid.

systems, it lacks the capability to measure other pivotal resilience dimensions encountered by standard power systems. For instance, it fails to capture the duration infrastructure spends in the post-degradation state (from t_2 to t_3 in Figure 4) before restoration efforts begin and conclude [8]. To address these limitations, the resilience triangle concept has evolved into the resilience trapezoid framework [10], [13].

2.2.2. Resilience Trapezoid

The resilience trapezoid is the enhanced model of the resilience triangle, which incorporates the system's degraded state in the event of delayed restoration actions, thereby providing a more realistic and comprehensive approach to understanding and measuring resilience [8],[25]. Illustrated in Figure 4, a conceptual resilience trapezoid delineates the states of a power system in response to an external disruption, alongside the temporal progression of these states over time [15], [25].

Arjomandi-Nezhad et al. [26], proposed a recovery-based resilience metric which is defined as the ratio of the number of recovered customers to the average outage time of the affected customers

$$RI_{s4} = \frac{P_T - P_{op}^{min}}{\frac{\int_{P_{op}^{min}}^{P_T} tdP}{P_T - P_{op}^{min}}}, \quad (8)$$

which can be rewritten as

$$RI_{s4} = \frac{(P_T - P_{op}^{min})^2}{(T - t_2) \times P_T - \int_{t_3}^T P(t)dt - \int_{t_2}^{t_3} P(t)dt}. \quad (9)$$

In (9), T represents the time at the end of the post-restoration state and P_{op}^{min} represents the minimum level of the performance parameter during an extreme event. Similar to (8) and (9), equivalent formulations can be developed for assessing the resilience of system infrastructure. The model aims to restore as many loads as early as possible by maximizing the area under the recovery curve to achieve a higher resilience value.

Wang et al. [27] assessed RI to enhance power resilience by finding the optimal size of Micro-grids (MGs), considering both cost and resilience factors. The authors introduced a version of RI that denotes the proportion of weighted served loads after an extreme event, as expressed in (10). A smaller RI indicates poor MG performance, and an RI of 1 indicates no load shedding.

$$RI_{s5} = \frac{\int_{t_1}^{t_4} P_{op}(t)dt}{P_T \times (t_4 - t_1)}, \quad (10)$$

where

$$P_T(t) = w_c P_c + w_n P_n, \quad (11)$$

$$P_{op}(t) = w_c P_c(t) + w_n P_n(t). \quad (12)$$

Here, $P_c(t)$ and $P_n(t)$ indicate the power served to critical and non-critical loads. By assigning higher weights to critical loads, the metric shows that the system can remain resilient even if several non-critical loads are disconnected during the disturbance.

3. Resilience of Interdependent Power and Community Infrastructure Systems

Modern power systems operate within an interconnected ecosystem of critical infrastructures whose joint performance determines overall resilience. While power system resilience traditionally refers to the grid’s ability to withstand and rapidly recover from high-impact, low-probability (HILP) events while maintaining operational stability and infrastructure integrity [76], community functionality and broader infrastructure recovery are inherently linked to this capability. Community resilience—defined as the capacity of populations and institutions to prepare for, absorb, and recover from disasters—depends heavily on the continuity of electricity supply and the robustness of interdependent systems such as transportation, water, gas, and telecommunication networks [75]. In highly electrified and infrastructure-reliant societies, disruptions in the power grid can cascade across sectors, amplifying socioeconomic and operational impacts. Accordingly, assessing resilience now requires a system-of-systems (SoS) perspective that captures both technical inter-dependencies and community consequences. Table 1 summarizes representative studies examining the interdependence among the electric power systems and other communities and critical infrastructures.

3.1. Socioeconomic and Behavioral Dimensions

The community-level impact of outages varies widely based on demographic and socioeconomic conditions. Social vulnerability reflects the intersection of economic status, education, age structure, health, and access to critical resources, which collectively determine the capacity of communities to recover from disasters [102, 103]. In the context of power systems, social vulnerability determines how technical failures propagate into human and economic consequences: two communities experiencing identical outage durations may face vastly different recovery trajectories depending on their adaptive capacity and institutional support. This makes social vulnerability

an essential bridge between grid performance and community resilience [75, 101].

A growing body of research has quantified how socioeconomic and behavioral factors shape outage exposure, duration, and subsequent recovery. A data-driven Social Vulnerability Index (SoVI) framework in [70] combined Principal Component Analysis (PCA), Adaptive Random Forests (ARF), and variance-based sensitivity analysis (VBSA) to identify the dominant societal drivers of outage vulnerability. Projected SoVI values for 2030 indicate a reduction in vulnerability disparities compared to 2022, reflecting long-term adaptation and incremental infrastructure improvement. Similar disparities were documented in [113], where a 0.1 increase in socioeconomic vulnerability was associated with a 6.1% increase in outage duration. Counties with the longest restoration delays (+6 hours above the mean) exhibited very high SoVI values ($\text{SoVI} \approx 0.91$).

Outage exposure also differs across racial and ethnic lines. A multilevel Bayesian analysis in [114] showed that counties with high racial/ethnic vulnerability ($\text{SoVI} > 0.9$) experienced the longest outage durations during extreme weather events, including hurricanes, heat waves, and floods. Similarly, a spatially resolved analysis in [115] found that counties with high SoVI experienced approximately two times more outages lasting ≥ 1 hour and approximately three times more outages lasting ≥ 8 hours compared to low-SoVI counties.

Behavioral factors further amplify these disparities. A survey study in New York City [72] found that although 58% of respondents reported feeling generally prepared for outages, only 32% felt capable of enduring multi-day interruptions. Users of durable medical equipment (DME) were more prepared (70%), yet 74% still feared serious health complications during outages. These findings reveal a crucial gap between perceived and actual preparedness, especially for medically vulnerable or socially isolated residents. Additional household-level evidence from [116] shows that minority households reported significantly longer outages, while lower-income households experienced almost twice as many outage events. Table 1 summarizes

the interdependency between power systems resilience and SoVI.

Age and health status further influence outage-related risk. Children, older adults, and medically fragile populations experience disproportionately severe impacts from prolonged outages and associated cascading failures [73, 71]. Documented public health risks include cardiovascular events, respiratory complications, renal failure, heat stress, gastrointestinal illness, and increased mental health burdens as outage durations rise [73]. To mitigate these outcomes, recent work highlights the importance of community-scale renewable energy resources and medically focused resilience planning to maintain essential electricity access during HILP events [71]. At the same time, emerging socio-technical models increasingly incorporate behavioral and human-response data, enabling AI-driven forecasting of consumer actions under uncertainty [79].

3.2. Infrastructure Interdependence and System-of-Systems Perspective

Modern power systems are part of a multilayer infrastructure network in which failures can cascade rapidly from one subsystem to another [101]. As illustrated in Figure 5, the electric grid is tightly coupled with telecommunications, natural gas and heating networks, banking and finance, transportation, water systems, emergency services, and government operations [77, 78]. Each subsystem retains partial operational independence yet depends on shared flows of energy, information, and logistics for sustained functionality. Under normal conditions, such coupling enhances system efficiency through coordinated control, information sharing, and optimized resource allocation. However, during HILP events, these same inter-dependencies accelerate disruption propagation and amplify cascading failures across sectors [80].

From a resilience perspective, these coupled infrastructures represent both stabilizing supports and potential pathways for systemic collapse. Telecommunications enable situational awareness and remote control; gas and water networks supply essential fuels and cooling resources for generation; and transportation systems facilitate repair crew mobilization, logistics, and power system recovery activities [100].

Consequently, resilience evaluation must adopt a SoS viewpoint that captures interdependence across sectors instead of assessing the power grid in isolation. Recent studies highlight this need by quantifying cross-sectoral sensitivity, recovery delays, and performance degradation under multiple hazards.

Water infrastructure exhibits strong dependence on electricity for pumping and pressure maintenance. Optimization-based resilience modeling in [117] showed that placing distributed generators (DGs) near pump stations can increase Water Distribution System (WDS) resilience by 13.35%, while local backup generation yields an additional 3.58% improvement. Under more severe disruptions, potable water systems experience drastic degradation when electrical service is lost. Using the Water Network Tool for Resilience (WNTR) with Pressure-Dependent Demand modeling, [119] demonstrated that hurricane-induced power outages reduce potable water system resilience by nearly 50%. These findings underline the critical reliance of water infrastructure on grid stability and the importance of backup power for maintaining essential public health services.

Interdependency between electricity, natural gas, and heating systems is equally impactful under extreme events. Dynamic optimal energy flow modeling in [118] showed that incorporating gas storage improves gas system resilience by 29.5% and that adding backup generators increases heating-system resilience by 15.6% following hurricanes. Multi-hazard Monte Carlo simulations in [120] further revealed that wind and earthquake events reduce outage energy resilience from 89% (wind) and 83% (earthquake) to 75%, accompanied by a 76%.

Transportation infrastructure also relies heavily on the power grid for operational continuity. Seismic resilience simulations in [75] showed that increasing earthquake magnitude from $M = 6$ to $M = 8$ reduces transportation network resilience by nearly 50%. Complementary robust optimization studies in [74] demonstrate that strategic hardening of critical power lines and placement of DGs significantly reduce disruption costs and preserve the operability of transportation-critical loads such as

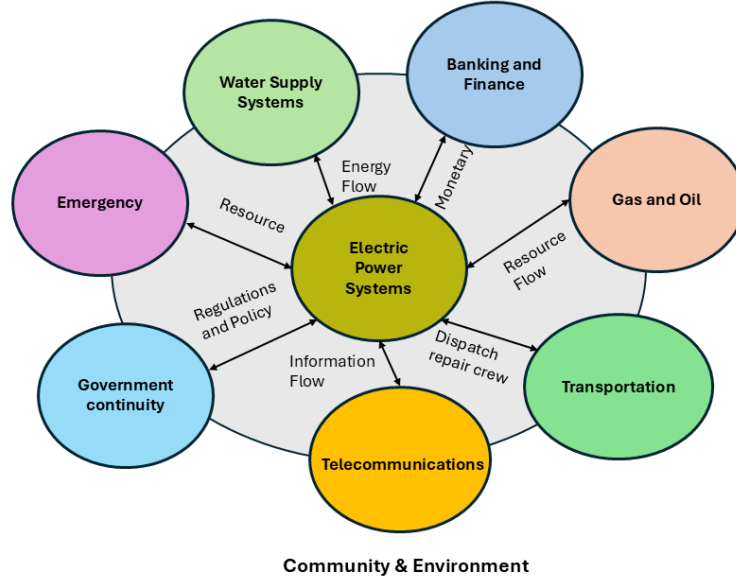


Figure 5: Interdependency of critical infrastructure systems as a SoS.

traffic signals, particularly during HILP events.

Linear regression analysis of post-hurricane recovery in [121] quantified strong cross-sector dependencies during restoration. Water, telecommunications, and hospital systems relied on power recovery for 89%, 93%, and 77% of their restoration trajectories, respectively. These findings affirm that power restoration serves as the primary driver of cross-infrastructure recovery and underscore the dominant role of electricity as the backbone of community resilience.

3.3. Resilience Hubs for Community Infrastructure Support

Resilience hubs provide a comprehensive, community-centered approach to addressing these multifaceted vulnerabilities. They recognize the interconnected nature of critical community infrastructure systems and the socioeconomic pathways through which HILP events affect community members. Resilience hubs also integrate public health and safety goals with technical considerations for power, transportation, communications, and essential services.

Resilience hubs are community-oriented facilities, such as schools, community

centers, or libraries, that provide everyday public services during normal operating conditions and serve as disaster shelters, resource centers, and infrastructure support during emergencies (Fig. 6). During extreme events, they provide protected environments with physical safety, reliable power, thermal comfort, medical support, communications access, and other essential services [122].

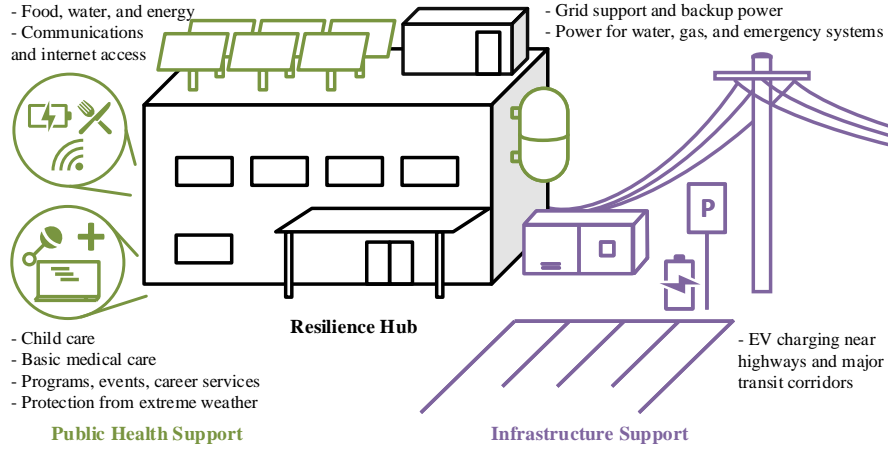


Figure 6: Schematics of a Resilience Hub.

Beyond these community-facing roles, resilience hubs reflect the interdependence of community and grid resilience, addressing both immediate individual social vulnerability concerns and technical system-level performance issues [123]. A resilience hub may focus on supporting medically vulnerable populations, stabilizing public health services, ensuring access to cooling or clean water, or enhancing grid reliability using Distributed Energy Resource (DER) and adaptive load management. In doing so, resilience hubs directly address the intertwined technical and social factors that shape disaster impacts and recovery.

Resilience hubs are equipped with resilient backup power systems that not only ensure uninterrupted on-site access to critical services but can also provide grid-supporting functions [123]. This flexible capacity can stabilize nearby interdependent community infrastructure by supporting water pumping stations, emergency communications, transportation assets, and reliable electric vehicle (EV) charging during outages or evacuations. As a result, resilience hubs can be strategically

located either to optimize accessibility for residents [124] or near critical infrastructure such as transportation corridors, water distribution systems, gas networks, and emergency services to help minimize cascading failures during grid disruptions [125, 123].

The framework in [124] designs and evaluates energy systems for resilience hubs in a region prone to extreme heat, identifying communities with limited access to air conditioning and heightened vulnerabilities to power outages. The resulting resilience hub design incorporates a DER portfolio sized to maintain safe indoor temperatures during a heatwave for up to four days without relying on the grid for power. Similarly, the grid-aware optimization in [126] demonstrates how hub-centered microgrids can mitigate outage impacts by balancing local resilience benefits with broader system constraints, demonstrating the role of hubs as both community assets and grid-supporting resources. These examples illustrate how resilience hubs bridge the gap between technical grid robustness and community resilience.

4. Power Systems Resilience Enhancement Strategies

Resilience assessment provides quantitative methods to identify vulnerabilities and strengths of power systems, enabling proactive strategies to strengthen resilience before extreme events occur. Here, different types of resilience-enhancing strategies are identified and explained.

4.1. Hardening Power Network

System hardening refers to modifications made to power system infrastructure to minimize vulnerability to severe events [16, 12]. Hardening is particularly effective at mitigating the impact of extreme events in distribution systems. Typical hardening techniques include reinforcing substations, upgrading or undergrounding power lines, and armoring poles [16, 12, 30]. The U.S. National Electric Safety Code requires the replacement of poles when their structural ability falls below two-thirds of their original strength [30].

Table 1: Summary of the interconnection between community resilience and power systems resilience.

Category	Community / Infrastructure	Methodology	Key Findings	Extreme Event
Behavioral [70, 72, 113, 114, 115, 116]	Older adults, Low-income households, DME users	Telephone survey [72]	58% reported outage preparedness; 70% of DME users were prepared, but 74% had serious health concerns during outages	General climate change
	Home EV chargers, Educational attainments, Low income residents	SoVI analysis using PCA, ARF, VBSA, Sobol [70]	Most influential factors affecting outage vulnerability: Education (%99.7) — higher levels decrease vulnerability; Affected Customers (%86.8) — larger outage exposure increases vulnerability	Heatwaves, storms
	Low-income, elderly, socially vulnerable	SDM regression using SoVI [113]	0.1 increase in socioeconomic vulnerability results in a 6.1% increase in outage duration; Counties with the highest delays in power restoration—+6 hours longer on average—had very high SoVI = 0.91	Hurricane
	High racial/ethnic vulnerability	Multilevel Bayesian modeling using gamma regression [114]	Counties with SoVI > 0.9 faced the longest outage duration	Hurricanes, heat waves, floods, winter storms
	Urban centers, rural counties	SoVI analysis using spatial cluster, and non-parametric statistical tests[115]	High-SoVI counties experienced approximately 2× more outages lasting ≥ 1 hour and 3× more outages lasting ≥ 8 hours compared to low-SoVI counties	General climate change
	Diverse urban households	Household surveys using Kruskal–Wallis tests[116]	Minority households reported longer outages: 58.1% of minority respondents compared to 40.4% of white respondents; Low-income households experienced more frequent outages, with 17.2% versus 8.4% among higher-income households	General climate change
Infrastructure [117, 118, 119, 75, 120, 121]	Water distribution systems	Resilience metrics computation using SOCP optimization [117]	Placing DGs near pumps increased RA by approximately 13.35%, indicating stronger WDS performance relative to PDS degradation; Enabling local backup generation increased RA by about 3.58%, indicating a modest improvement in maintaining WDS performance	Storm
	Natural Gas, and Heating System	Dynamic optimal energy flow modeling with resilience metrics[118]	Gas system resilience improved by 29.5%—when gas storage capacity was considered; Heat system resilience increased by 15.6%—after adding backup generators	Hurricane
	Potable water system	WNTR tool with Pressure-Dependent Demand [119]	Power outages reduced potable water system resilience by 50% (e.g., water service dropped below 50% within 8.8 days), and extended full recovery time by over 300% (e.g., from 6.7 to 28+ days)	Hurricane
	Urban transportation (road network)	Seismic resilience using Monte Carlo [75]	Resilience drops sharply as earthquake magnitude increases — at $M = 8$, network resilience is approximately 50% of its value at $M = 6$, and recovery times are about 15 times longer	Earthquake
	Natural gas, and Heating system	Monte Carlo simulation of component failures[120]	Total energy resilience fell from 89% (wind), 83% (earthquake), to 75% (combined) — a 16% drop under multi-hazards; Energy curtailment reached 76% under multi-hazard conditions and required 52% longer restoration time	Wind Storm, Earthquake
	Water system, Telecommunications (cell sites), and Hospitals	Linear regression analysis of recovery curves[121]	Water, telecommunication, and hospital systems rely on power recovery for 89%, 93%, and 77% of their recovery, meaning only 11%, 7%, and 23% of their resilience is independent of the power grid	Hurricane

In [18, 39], a tri-level optimization is proposed that focuses on hardening power networks to enhance the resilience of distribution systems. It explores strategic decision-making for system hardening through scenario planning under maximum-

damage conditions. System hardening, while serving as an effective resilience enhancement strategy, involves a significant financial burden [16, 12]. Consequently, substantial research has focused on developing cost-effective hardening solutions without compromising safety or efficiency [12]. The integration of DER into modern power systems introduces additional challenges. The uncertainty associated with renewable energy operation complicates traditional scenario-based hardening techniques, as it increases the number and severity of system contingencies and potential worst-case scenarios [30].

4.2. Resource Allocation

Resource allocation is a resilience enhancement approach that involves strategically deploying DG units, mobile power sources, and other critical resources at key nodes in the power system to bolster resilience [42]. Given the uncertainty of DER operation during extreme weather conditions, it is essential to back up the lost power to maintain system stability. This helps strengthen grid resilience while maintaining reliable operation during both normal and extreme conditions [40]. Strategically positioning DERs within the network can reduce the need for critical load curtailment and enhance overall system resilience [42, 43]. In [41], a two-stage stochastic mixed-integer programming model was developed to optimize the location and sizing of DGs (in the first stage), minimize the operating costs of DGs and load shedding (in the second stage). Other design decisions, like optimal DG size, can be made using similar optimizations with the objective to maintain resilience above a specified threshold [27].

4.3. Optimal Scheduling of Repair Crews

After an extreme incident, quick repairs of the power system are needed to minimize load-shedding losses. Maintaining resilience requires a proactive repair crew deployment approach to prepare for post-disaster repair and restoration. Optimization models have been proposed to minimize load shedding by sending repair crews

to the ideal locations before extreme events. [44]. Their goal is to maximize the expected restored load while minimizing the repair duration. In [45], Anmar Arif et al. propose co-optimization of repairs, reconfiguration, and DG dispatch in a two-stage method for outage management.

4.4. Network Reconfiguration

Network reconfiguration refers to the modification of the network topology by opening normally closed sectionalizing switches and closing normally open tie switches. In order to follow a set of operation constraints, network reconfiguration problems are typically modeled using various objectives, like minimum switching operations, operation costs, or power loss, and are subject to load balancing and network constraints [28]. A number of technologies are employed to improve reconfiguration capacity and distribution system resilience, including smart transformers, on-site DG units, integration of DERs, fault prevention devices, and fault detection systems [12]. Network reconfiguration can be particularly effective at improving power system resilience when more sophisticated measuring instruments are used. Devices like distributed remote controllers, phasor measurement units (PMUs), communicating relays, reclosers, advanced supervisory control and data acquisition (SCADA), and outage management systems (OMS) allow for remote reconfiguration, which can reduce load interruption times. A more effective approach uses the real-time status of the system during each stage of an event to guide subsequent decisions [30].

5. AI Methods for Power Systems Resilience

AI and ML methods are emerging as powerful power system operation and planning tools applied to a variety of tasks such as load forecasting, outage prediction, renewable generation prediction, demand response management [47], anomaly detection [89], stability assessment, control, and restoration [46]. Most ML techniques can be categorized into four groups: 1) Traditional ML, 2) Artificial Neural Network (ANN), 3) Reinforcement Learning (RL), and 4) Advanced Generative and Language

Models. Table 2 summarizes different machine learning approaches for power system resilience, highlighting their performance, limitations, and related extreme events.

Power outage prediction has emerged as a critical area of research to bolster the resilience of energy systems against various disruptions, including weather events, equipment malfunctions, and grid instabilities. Logistic regression is a simple, fast, and robust method for outage prediction [51].

Some techniques offer higher accuracy than logistic regression. For instance, Support Vector Machines (SVM) has been utilized to predict outages by assessing the condition of grid components, with SVM generally outperforming logistic regression in terms of accuracy [50, 51]. In [50], a decentralized framework is proposed to isolate affected regions during hurricanes and wildfires. One other notable method is to use ensemble learning techniques. For example, ADABOOST+ has been used to analyze the impacts of lightning and wind on power outages across four cities in Kansas [49]. ADABOOST+ has outperformed ADABOOST.RT, traditional regression models [86, 51], and neural networks [85].

Convolutional Neural Networks (CNN) combined with long-short-term memory (LSTM) have been applied to predict outages across selected counties in New York, studying the socioeconomic impacts on vulnerable populations based on household income and racial demographics [52].

In [48], the authors enhance prediction model accuracy by pre-classifying events into three severity levels using Quantile Weight Distance (QWD): low (< 100 outages), moderate (100–1,000 outages), and high ($> 1,000$ outages). A conditioned outage prediction model (OPM) is then developed using a Bayesian Additive Regression Tree (BART), Random Forest (RF), and Ensemble Decision Tree (ENS) to outperforms the standard OPM. Addressing data preprocessing challenges, a comprehensive approach for data collection and feature selection is proposed, which includes environmental features, infrastructure specifics, drought, soil moisture, pressure, temperature–humidity, precipitation, convection, and wind [53]. The study

Table 2: Summary of machine learning in different studies to enhance power resilience

Category	Methodology	Key Findings	Drawbacks	Extreme Event
Traditional ML	Regression-based Model [86, 51, 90, 91]	Simple or linear regression accuracy typically 60–70%, where higher-order and weighted logistic regression can exceed 90%. Event-based (customer affected): 87-93% [91, 51], hourly (binary classification of outage probability): 60-75% [90], daily (outage counts): 60-75% [86]	Tend to underestimate high-impact low probability events	Wind and lightning events [86], Hurricanes (simulated) [51], Hurricane Ian (Florida, 2022)[91], Extreme weather outages [90]
	Ensemble Learning [49, 92, 93]	Predictive accuracy ranging between 65–99%; boosted ensemble achieves higher accuracy by adaptive weighting. Daily (outage counts): 65-80% [49, 92], event-based (binary classification): 95-99% [93].	Model lacks explicit representation of network topology	Wind and lightning events [49], Hurricanes and storms (North Carolina)[92]
Artificial Neural Network (ANN)	Classical ANN [85, 94]	High predictive accuracy (>80%), outperforming regression due to nonlinear mapping ability. Daily (outage count): \approx 80%, seasonal (outage count): 99%. [94].	Prone to overfitting with limited data	Wind and lightning (Kansas)[85], Rainfall, storms [94]
	Deep learning (CNN, LSTM, GNN) [52, 65, 88]	Achieved 90–99% accuracy; adding additional hidden layer improves model accuracy. Hourly (customer affected): 91-95% [52, 88], Event-based (binary classification): 92-99% [14].	Requires large, diverse datasets	Hurricanes, floods (New York)[52], High winds and Ice-storms (Michigan)[88]
Reinforcement Learning (RL)	Classical RL [62, 60, 57]	Effective for system restoration, control, and decision making, serving as an action-based framework that emphasizes optimal decision, however, its application to outage prediction remains limited.	Use small-case network	Hurricanes, Storms [60, 62, 57]
	Deep RL [38, 55, 61, 54]	Integrates neural networks to learn optimal actions in large networks where classical RL struggles with high-dimensional states. Resilience indices increase by 5–15% and reduce computation time.	Computationally expensive and less interpretable	Natural disaster[55, 61], Cyber-attack [54], Hurricane [38]
Advanced Generative and Language Models	Transformer-based [99, 96]	Reduce forecast errors compared with numerical models. Event-based (outage count): 84-99% [99].	Self-attention mechanism is limited	Natural disaster, cyber-attack.
	LLM-based Models [97, 98, 96]	Extends transformer-based model, achieve 90–99% accuracy through large-scale parameter tuning and contextual adaptability. Event-based (customer affected): (>90%) [97, 98].	High computational and storage cost	Hurricanes, cyber-attacks, natural disasters.

suggests that the combination of log-transform, synthetic minority over-sampling technique (SMOTE), and conditional bias correction (ModelF) provides higher accuracy (above 80%). The role of socioeconomic variables in power outage prediction is also examined [88].

RL has emerged as a prominent technique in stability control and restoration tasks. In RL applications, the environment is typically modeled as a finite-horizon Markov decision process, defined by the tuple $(S, A, p, r, d_0, \gamma)$. Here, S and A represent the state and action spaces, respectively. $p(s' | s, a)$ is the state transition function indicating the probability of transitioning to state s' from state s after taking action a ; $r(s, a)$ is the reward function for taking action a in state s ; γ is

the discount factor for future rewards, and d_0 is the initial state distribution. The results demonstrate that deep reinforcement learning (DRL) outperforms the greedy algorithm and can control voltage regulation [54].

Different RL tasks are characterized by unique state and action spaces, along with task-specific reward functions. [55, 56, 57] focused on using RL for MG formation post-disaster, whereas [58, 59] further explore MG operation. These models often have discrete action spaces (e.g., toggling switches on and off for specific DERs), and sometimes continuous spaces (e.g., adjusting setpoints for selected DERs) [57, 54].

RL has been applied to optimize restoration strategies, such as scheduling repairs for components [60], dispatching mobile energy resources [61, 62], and managing repair crews [62]. [60] compares the performance of the Q-learning algorithm with Greedy Search (GS) and Exhaustive Search (ES). Q-learning outperforms GS and ES by achieving optimality faster.

Extreme events can disrupt communication infrastructure, making centralized decision-making impractical. To address this, a decentralized framework is proposed in [62] for deploying DERs. The proposed method outperforms other models in the resilience index by 6-9%. However, it does not account for uncertainties in DERs, and its optimal performance remains 3.53% lower than mixed-integer linear programming (MILP).

Beyond RL, other ML approaches are also instrumental in enhancing power system resilience. Predictive control policies for MG management have employed tree-based models to forecast load demands and solar production [63]. Bayesian Networks and hybrid statistical algorithms like the Fragility-curve Monte Carlo Simulation Scenario Reduction (FC-MC-SCENRED) have been compared for pre-hurricane system optimization for distribution networks [64]. Graph neural networks (GNNs) have been proposed to assess node criticality and identify vulnerable lines in cascading outage studies [65, 66]. For disturbance management, CNNs paired with autoencoders have been developed to dynamically adjust shunt capacitors and trans-

formers during electromagnetic pulse disturbances [67]. A one-dimensional CNN has been designed to detect data intrusions in smart meters [68]. Advanced deep learning techniques have been applied for system-wide online load restoration with high wind power penetration [55], and MG planning in active distribution systems using Bayesian Regularization Backpropagation [69].

Recent advancements in transformer-based generative intelligence offer immense potential to apply in the power systems to better capture complex patterns between parameters. This transformer-based model can tune millions of parameters at a time, which provides the ability to represent more accurate results [96]. The models such as eGridGPT and Weather Foundation Model, are used to train and forecast more accurate power grid analysis and decision making [95]. Domain-specific large language model (LLM) framework extends beyond conventional predictive learning by introducing reasoning, context awareness, and multi-modal understanding of the grid’s characteristics [96]. Transformer-based generative architectures demonstrate that self-attention mechanisms can effectively combine information from different sources and understand how events change over time and locations [99, 98]. However, the model requires high-performance computing infrastructure to process datasets for training and real-time inference. In addition, the model may provide inaccurate output and need verification. Despite these challenges, these models offer a significant opportunity to deliver more accurate and adaptive analyses of power systems behavior under various operating conditions.

6. Techno-Legal Aspects of Resilient Power Systems and Communities

The enhancement of power systems resilience, as reviewed in this paper, transcends overwhelmingly technical implementation. This focus is critical, as power systems function as the keystone infrastructure within a complex SoS. This dependency elevates the power grid to a primary technical and regulatory priority, as a failure cascade originating from the grid can paralyze an entire community. This section, therefore, bridges the resilience assessment methods, AI applications, and

interdependency models discussed previously with the evolving transatlantic legal regimes. We analyze the implications for system operators, municipalities, and community energy groups, and align these legal considerations with the paper’s focus. Figure 7 conceptualizes the power grid as the central keystone within a SoS architecture. The diagram illustrates how the techno-legal frameworks (e.g. North American Electric Reliability Corporation Critical Infrastructure Protection -NERC CIP- [104], NIS2 Directive [105]) impose a top-down regulatory structure (Tier 1) on the power system (Tier 2). This governance is a direct consequence of the bottom-up dependency (Tier 3), where all other critical societal infrastructures (healthcare, water, transport) fundamentally rely on the power system for their own operation.

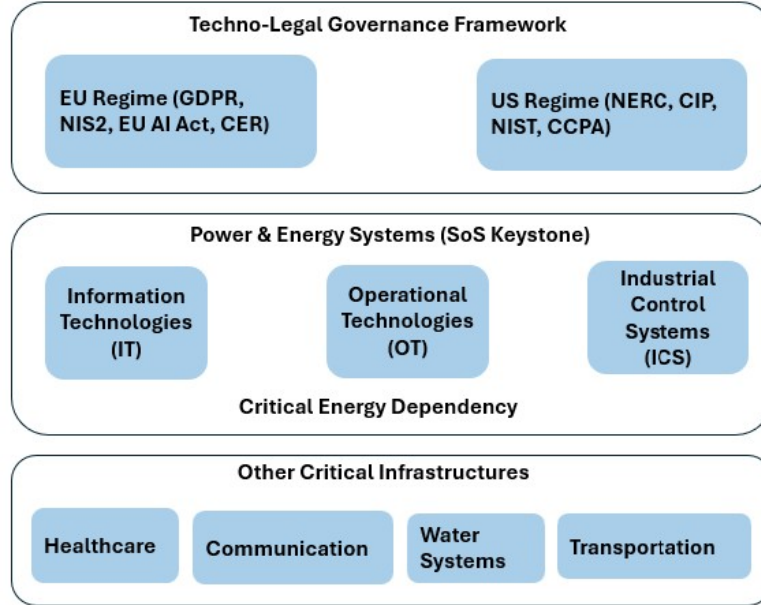


Figure 7: Techno-legal framework for critical infrastructures as a part of SoS.

6.1. The Evolving EU Regulatory Landscape

The relevant European Union (EU) regulatory landscape is multifaceted. The GDPR establishes a strict regime for processing personal data, which is pertinent to outage analytics, Advanced Metering Infrastructure (AMI), and the use of social vulnerability inputs [106]. Concurrently, the NIS2 Directive imposes comprehensive risk management, supply chain security, and incident reporting obligations on essential

entities within the energy sector [105]. This is complemented by the CER Directive, which mandates risk assessments and resilience measures to protect critical infrastructure. Finally, the forthcoming EU AI Act introduces a risk-based framework for AI systems, classifying safety components in critical infrastructure and AI models that affect grid services as high-risk, thereby imposing stringent duties regarding data quality, risk management, transparency, and human oversight.

6.2. Comparative US Regulatory Context

In the United States, a parallel framework exists, though it is often more sectoral. Mandatory cybersecurity standards for the bulk electric system are set by the NERC Critical Infrastructure Protection (CIP) standards, enforced by Federal Electric Regulatory Console (FERC) [104]. Broader critical infrastructure guidance and risk management frameworks are promulgated by the Cybersecurity and Infrastructure Security Agency (CISA) and the National Institute of Standards and Technology (NIST), particularly the widely adopted NIST Cybersecurity Framework (CSF)[107]. For data privacy, the US lacks a single federal equivalent to GDPR, relying instead on a patchwork of state-level laws (e.g. the California Consumer Privacy Act - CCPA) [108] and federal sectoral laws (e.g. Health Insurance Portability and Accountability Act of 1996, which becomes relevant when correlating outages with vulnerable health [109]). For AI governance, the US is currently focused on non-binding frameworks, notably the NIST AI Risk Management Framework (AI RMF) [110], which encourages a voluntary, evidence-based approach to managing AI risks, contrasting with the EU’s binding, compliance-driven AI Act [112].

6.3. Implications for Data and Models in Resilience Analytics

These legal frameworks have direct implications for the data and models utilized in resilience analytics. The processing of social and outage data, including health, demographic, or social vulnerability features, demands strict purpose limitation, aggregation, or the application of differential privacy under GDPR[106], or adher-

ence to de-identification standards under HIPAA [109]. Privacy-preserving learning methodologies are preferable when correlating outage data with vulnerable populations, directly supporting the community-centric metrics reviewed. Furthermore, asset and interdependency data, such as grid topology, substation layouts, and linkages to gas, water, or transport systems, must be treated as sensitive operational data under NERC CIP [104] and NIS2[105]. Where real topologies are restricted for security reasons, validated synthetic networks should be employed to support the fragility-based and data-driven assessments.

6.4. Cybersecurity by Design for Resilient Operation

Achieving resilience necessitates a cybersecurity-by-design approach, integrating controls from frameworks like NIS2 [105] and NERC CIP [104] directly into resilience functions. Technical workflows for defensive islanding, DER dispatch, and network reconfiguration must be mapped to specific controls such as robust authentication, least privilege access, network segmentation, and secure update protocols. This extends to the secure supply chain for operational technology, including IEDs and PMUs, where requirements for Software Bills of Materials (SBOMs) [111] and vulnerability disclosure are essential. Incident response procedures must also be designed for cyber-physical scenarios, particularly those that degrade communications during critical operations like MG formation.

6.5. Law-Tech Integration in Interdependent Infrastructures

The techno-legal framework must directly address the SoS realities of interdependent infrastructures. Resilience planning should include joint exercises for power, gas, water, and health services, supported by data sharing templates that pre-define lawful bases (under GDPR) and confidentiality clauses, reflecting the cascading risks detailed in this review. In procurement and liability, tenders for grid equipment must embed relevant clauses (e.g., NIS2 [105], NERC CIP [104]conformity, AI Act-ready documentation [112]), requiring evidence of secure-by-design principles.

For AI-assisted decisions, liability allocation must be supported by immutable logs linking sensor inputs, model outputs, and human approvals.

To ensure accountability, techno-legal performance indicators—such as time to detect and report cyber incidents or percentage of datasets with completed Data Protection Impact Assessments (DPIAs), should be tracked with the same rigor as traditional resilience indices [127].

7. Research Gaps, and Future Research Directions

Despite the development of various metrics to evaluate power system resilience and subsequent enhancement strategies, current methodologies have the following limitations.

Comprehensive Failure Models: Current models like fragility curves do not adequately capture the spatiotemporal dynamics of natural disasters or their impact on grid components. Improved fragility curves, alongside scenario-based simulations, could lead to more accurate failure models [11].

Data Utilization and AI/ML Algorithms: The advancement of AI has significantly enhanced the ability to process large datasets for forecasting outages and assessing resilience. However, the scarcity of historical data and the challenges of data collection remain significant barriers. There is a crucial need for collaboration between utilities and researchers to overcome these obstacles and for effective data integration and cleansing practices to utilize big data fully [29].

Confidentiality and Data Sharing: The confidentiality surrounding vital infrastructure data often limits the availability for research. The real topology of power networks is often proprietary and highly sensitive. However, synthetic networks can be generated using publicly available datasets, which share similar properties with real network topologies [36].

Extreme Weather Events Modeling: Due to the rarity of extreme weather events, it is difficult to collect adequately large extreme weather event datasets. With generative AI, extreme weather scenario data can be generated, which shares a similar distribution to the real extreme weather events [37]. Thus, the resilience of the power systems can be simulated before such events even happen in the real world. Planning for the recurrence of extreme events shortly after an initial event is identified as a key priority for future research.

Integration of AL/ML with Stochastic Methods: Combining AL and ML techniques paired with stochastic approaches could significantly improve the modeling of nonlinear behaviors in power systems. This integration promises more precise predictions and assessments, particularly beneficial for complex and large-scale systems.

8. Conclusion

This paper offers a comprehensive review of community-centric power system resilience assessment, summarizing frameworks, characteristics, and enhancements. Resilience assessment and enhancement play a vital role in facilitating resilient planning and operation. The paper identifies two fundamental approaches to evaluating power system resilience. The first is detailed engineering: this approach focuses on developing the fragility curves of the components within a system to assess resilience. The second is data-driven: this method relies on aggregated outage data to evaluate resilience at a broader level, using frameworks such as the resilience triangle, resilience trapezoid, or resilience curves. The community-centric resilience assessment necessitates considering socioeconomic and demographic factors, as well as the interdependence between power and other energy systems. Next, the paper presents a comprehensive review of numerous research papers concerning the improvement of resilience within power systems. Moreover, the application of AI and ML technologies in power system resilience is explored, which facilitates the advanced analysis

of system responses to extreme events.

Beyond technical metrics, this review shows that power systems sit at the center of a techno legal system of systems, where frameworks such as NERC CIP, NIS2, GDPR, and the EU AI Act shape how data, AI tools, and digital twins support resilience. Embedding these obligations into grid design, operation, and AI-driven decision support strengthens community-centric resilience while aligning outage analytics, interdependency modeling, and cyber-physical protection with legal accountability. Future work should integrate resilience indices with compliance-oriented indicators, linking system performance to measurable duties for operators and for other critical infrastructures that depend on the grid.

References

- [1] National Center for Environment Information, “Billion-Dollar Weather and Climate Disasters,” , 2024.
- [2] Mukherjee, Sayanti and Nateghi, Roshanak and Hastak, Makarand, “A multi-hazard approach to assess severe weather-induced major power outage risks in the us,” Reliability Engineering & System Safety, 2018.
- [3] Campbell, Richard J. and Lowry, Sean, “Weather-related power outages and electric system resiliency,” , 2012.
- [4] Panteli, Mathaios and Trakas, Dimitris N and Mancarella, Pierluigi and Hatziargyriou, Nikos D, “Boosting the power grid resilience to extreme weather events using defensive islanding,” IEEE Transactions on Smart Grid, 2016.
- [5] Sadeghi Khomami, Masoud and Tourandaz Kenari, Meghdad and Sepasian, Mohammad Sadegh, “A warning indicator for distribution network to extreme weather events,” International Transactions on Electrical Energy Systems, 2019.

- [6] Vugrin, Eric D and Castillo, Andrea R and Silva-Monroy, Cesar Augusto, “Resilience Metrics for the Electric Power System: A Performance-Based Approach.,” , 2017.
- [7] Bruneau, Michel and Chang, Stephanie E and Eguchi, Ronald T and Lee, George C and O’Rourke, Thomas D and Reinhorn, Andrei M and Shinozuka, Masanobu and Tierney, Kathleen and Wallace, William A and Von Winterfeldt, Detlof, “A framework to quantitatively assess and enhance the seismic resilience of communities,” Earthquake spectra, 2003.
- [8] Panteli, Mathaios and Mancarella, Pierluigi and Trakas, Dimitris N and Kyr-
iakides, Elias and Hatziargyriou, Nikos D, “Metrics and quantification of op-
erational and infrastructure resilience in power systems,” IEEE Transactions
on Power Systems, 2017.
- [9] Ahmadi, Somayeh and Saboohi, Yadollah and Vakili, Ali, “Frameworks, quan-
titative indicators, characters, and modeling approaches to analysis of energy
system resilience: A review,” Renewable and Sustainable Energy Reviews,
2021.
- [10] Jufri, Fauzan Hanif and Widiputra, Victor and Jung, Jaesung, “State-of-the-
art review on power grid resilience to extreme weather events: Definitions,
frameworks, quantitative assessment methodologies, and enhancement strate-
gies,” Applied energy, 2019.
- [11] Bhusal, Narayan and Abdelmalak, Michael and Kamruzzaman, Md and
Benidris, Mohammed, “Power system resilience: Current practices, challenges,
and future directions,” Ieee Access, 2020.
- [12] Mishra, Dillip Kumar and Ghadi, Mojtaba Jabbari and Azizivahed, Ali and Li,
Li and Zhang, Jiangfeng, “A review on resilience studies in active distribution
systems,” Renewable and Sustainable Energy Reviews, 2021.

- [13] Hossain, Eklas and Roy, Shidhartho and Mohammad, Naeem and Nawar, Nafiu and Dipta, Debopriya Roy, “Metrics and enhancement strategies for grid resilience and reliability during natural disasters,” *Applied energy*, 2021.
- [14] Gautam, Prajjwal and Piya, Prasanna and Karki, Rajesh, “Resilience assessment of distribution systems integrated with distributed energy resources,” *IEEE Transactions on Sustainable Energy*, 2020.
- [15] Espinoza, Sebasti, “Multi-phase assessment and adaptation of power systems resilience to natural hazards,” *Electric Power Systems Research*, 2016.
- [16] Bie, Zhaohong and Lin, Yanling and Li, Gengfeng and Li, Furong, “Battling the extreme: A study on the power system resilience,” *Proceedings of the IEEE*, 2017.
- [17] Sabouhi, Hamed and Doroudi, Aref and Fotuhi-Firuzabad, Mahmud and Bashiri, Mahdi, “Electrical power system resilience assessment: A comprehensive approach,” *IEEE Systems Journal*, 2019.
- [18] Ahmadi, Mehdi and Bahrami, Mahdi and Vakilian, Mehdi and Lehtonen, Matti, “Application of hardening strategies and dg placement to improve distribution network resilience against earthquakes,” *2020 IEEE PES Transmission & Distribution Conference and Exhibition-Latin America (T&D LA)*, 2020.
- [19] Ranjbar, Hossein and Hosseini, Seyed Hamid and Zareipour, Hamidreza, “Resiliency-oriented planning of transmission systems and distributed energy resources,” *IEEE Transactions on Power Systems*, 2021.
- [20] Tierney, Kathleen and Bruneau, Michel, “Conceptualizing and measuring resilience: A key to disaster loss reduction,” *TR news*, 2007.
- [21] Ouyang, Min and Duenas-Osorio, Leonardo, “Multi-dimensional hurricane resilience assessment of electric power systems,” *Structural Safety*, 2014.

- [22] Gholami, Amin and Shekari, Tohid and Amiroun, Mohammad Hassan and Aminifar, Farrokh and Amini, M Hadi and Sargolzaei, Arman, “Toward a consensus on the definition and taxonomy of power system resilience,” IEEE Access, 2018.
- [23] Cimellaro, Gian Paolo and Reinhorn, Andrei M and Bruneau, Michel, “Framework for analytical quantification of disaster resilience,” Engineering structures, 2010.
- [24] Ouyang, Min and Due, “A three-stage resilience analysis framework for urban infrastructure systems,” Structural safety, 2012.
- [25] Panteli, Mathaios and Trakas, Dimitris N and Mancarella, Pierluigi and Hatziargyriou, Nikos D, “Power systems resilience assessment: Hardening and smart operational enhancement strategies,” Proceedings of the IEEE, 2017.
- [26] Arjomandi-Nezhad, Ali and Fotuhi-Firuzabad, Mahmud and Moeini-Aghaie, Moein and Safdarian, Amir and Dehghanian, Payman and Wang, Fei, “Modeling and optimizing recovery strategies for power distribution system resilience,” IEEE Systems Journal, 2020.
- [27] Wang, Yi and Rousis, Anastasios Oulis and Strbac, Goran, “A three-level planning model for optimal sizing of networked microgrids considering a trade-off between resilience and cost,” IEEE Transactions on Power Systems, 2021.
- [28] Song, Zitong and Zhang, Jianhua and Zhou, Qin, “Milp method based network reconfiguration considering customer sensitivity to the service interruptions,” 2016 IEEE Power & Energy Society Innovative Smart Grid Technologies Conference (ISGT), 2016.
- [29] Afzal, Suhail and Mokhlis, Hazlie and Illias, Hazlee Azil and Mansor, Nurulafiqah Nadzirah and Shareef, Hussain, “State-of-the-art review on power

system resilience and assessment techniques,” IET Generation, Transmission & Distribution, 2020.

- [30] Wang, Chong and Ju, Ping and Wu, Feng and Pan, Xueping and Wang, Zhaoyu, “A systematic review on power system resilience from the perspective of generation, network, and load,” Renewable and Sustainable Energy Reviews, 2022.
- [31] Wu, Yuan-Kang and Chen, Yu-Chih and Chang, Hui-Ling and Hong, Jing-Shan, “The effect of decision analysis on power system resilience and economic value during a severe weather event,” IEEE Transactions on Industry Applications, 2022.
- [32] Serrano-Fontova, Alexandre and Li, Haiyu and Liao, Zhiyu and Jamieson, Magnus R and Serrano, Rosa and Parisio, Alessandra and Panteli, Mathaios, “A comprehensive review and comparison of the fragility curves used for resilience assessments in power systems,” IEEE Access, 2023.
- [33] Panteli, Mathaios and Pickering, Cassandra and Wilkinson, Sean and Dawson, Richard and Mancarella, Pierluigi, “Power system resilience to extreme weather: Fragility modeling, probabilistic impact assessment, and adaptation measures,” IEEE Transactions on Power Systems, 2016.
- [34] Dunn, Sarah and Wilkinson, Sean and Alderson, David and Fowler, Hayley and Galasso, Carmine, “Fragility curves for assessing the resilience of electricity networks constructed from an extensive fault database,” Natural Hazards Review, 2018.
- [35] Pitilakis, Kyriazis, “Earthquake risk assessment: Certitudes, fallacies, uncertainties and the quest for soundness,” Perspectives on European Earthquake Engineering and Seismology: Volume 2, 2015.

- [36] Zhai, Chengwei and Chen, Thomas Ying-jeh and White, Anna Grace and Guikema, Seth David, “Power outage prediction for natural hazards using synthetic power distribution systems,” *Reliability Engineering & System Safety*, 2021.
- [37] Oliveira, Dario AB and Diaz, Jorge G and Zadrozny, Bianca and Watson, Campbell D and Zhu, Xiao Xiang, “Controlling weather field synthesis using variational autoencoders,” *IGARSS 2022-2022 IEEE International Geoscience and Remote Sensing Symposium*, 2022.
- [38] Kamruzzaman, Md and Duan, Jiajun and Shi, Di and Benidris, Mohammed, “A deep reinforcement learning-based multi-agent framework to enhance power system resilience using shunt resources,” *IEEE Transactions on Power Systems*, 2021.
- [39] Lin, Yanling and Bie, Zhaohong, “Tri-level optimal hardening plan for a resilient distribution system considering reconfiguration and DG islanding,” *Applied Energy*, 2018.
- [40] Venkateswaran, V Balaji and Saini, Devender K and Sharma, Madhu, “Approaches for optimal planning of energy storage units in distribution network and their impacts on system resiliency,” *CSEE Journal of power and energy systems*, 2020.
- [41] Yang, Zejun and Mart, “Optimal resource allocation to enhance power grid resilience against hurricanes,” *IEEE Transactions on Power Systems*, 2022.
- [42] Arghandeh, Reza and Brown, Merwin and Del Rosso, Alberto and Ghatikar, Girish and Stewart, Emma and Vojdani, Ali and von Meier, Alexandra, “The local team: Leveraging distributed resources to improve resilience,” *IEEE Power and Energy Magazine*, 2014.

- [43] Dharmasena, Shamini and Olowu, Temitayo O and Sarwat, Arif I, “Algorithmic formulation for network resilience enhancement by optimal der hosting and placement,” IEEE Access, 2022.
- [44] Bian, Yiheng and Bie, Zhaohong and Li, Gengfeng, “Proactive repair crew deployment to improve transmission system resilience against hurricanes,” IET Generation, Transmission & Distribution, 2021.
- [45] Arif, Anmar and Wang, Zhaoyu and Wang, Jianhui and Chen, Chen, “Power distribution system outage management with co-optimization of repairs, re-configuration, and DG dispatch,” IEEE Transactions on Smart Grid, 2017.
- [46] Xie, Jian and Alvarez-Fernandez, Inalvis and Sun, Wei, “A review of machine learning applications in power system resilience,” 2020 IEEE Power & Energy Society General Meeting (PESGM), 2020.
- [47] Fatehi, Nina and Politis, Alexander and Lin, Li and Stobby, Martin and Nazari, Masoud H, “Machine learning based occupant behavior prediction in smart building to improve energy efficiency,” 2023 IEEE Power & Energy Society Innovative Smart Grid Technologies Conference (ISGT), 2023.
- [48] Yang, Feifei and Watson, Peter and Koukoula, Marika and Anagnostou, Emmanouil N, “Enhancing weather-related power outage prediction by event severity classification,” IEEE Access, 2020.
- [49] Kankanala, Padmavathy and Das, Sanjoy and Pahwa, Anil, “AdaBoost+ = An ensemble learning approach for estimating weather-related outages in distribution systems,” IEEE Transactions on Power Systems, 2013.
- [50] Imteaj, Ahmed and Amini, M Hadi and Mohammadi, Javad, “Leveraging decentralized artificial intelligence to enhance resilience of energy networks,” 2020 IEEE Power & Energy Society General Meeting (PESGM), 2020.

- [51] Eskandarpour, Rozhin and Khodaei, Amin, “Machine learning based power grid outage prediction in response to extreme events,” *IEEE Transactions on Power Systems*, 2016.
- [52] Udeh, Kingsley and Wanik, David W and Cerrai, Diego and Aguiar, Derek and Anagnostou, Emmanouil, “Autoregressive modeling of utility customer outages with deep neural networks,” *2022 IEEE 12th Annual Computing and Communication Workshop and Conference (CCWC)*, 2022.
- [53] Watson, Peter L and Spaulding, Aaron and Koukoura, Marika and Anagnostou, Emmanouil, “Improved quantitative prediction of power outages caused by extreme weather events,” *Weather and Climate Extremes*, 2022.
- [54] Corrado, Nicholas E and Livesay, Michael and Bailey, Tyson and Johnson, Jay and Levin, Drew, “Deep Reinforcement Learning for Distribution Power System Cyber-Resilience via Distributed Energy Resource Control,” *2023 IEEE International Conference on Communications, Control, and Computing Technologies for Smart Grids (SmartGridComm)*, 2023.
- [55] Zhao, Jin and Li, Fangxing and Mukherjee, Srijib and Sticht, Christopher, “Deep reinforcement learning-based model-free on-line dynamic multi-microgrid formation to enhance resilience,” *IEEE Transactions on Smart Grid*, 2022.
- [56] Gautam, Mukesh and Abdelmalak, Michael and MansourLakouraj, Mohammad and Benidris, Mohammed and Livani, Hanif, “Reconfiguration of distribution networks for resilience enhancement: A deep reinforcement learning-based approach,” *2022 IEEE Industry Applications Society Annual Meeting (IAS)*, 2022.
- [57] Abdelmalak, Michael and Gautam, Mukesh and Morash, Sean and Snyder, Aaron F and Hotchkiss, Eliza and Benidris, Mohammed, “Network reconfigu-

- ration for enhanced operational resilience using reinforcement learning,” 2022 International Conference on Smart Energy Systems and Technologies (SEST), 2022.
- [58] Gautam, Mukesh and Abdelmalak, Michael and Ben-Idris, Mohammed and Hotchkiss, Eliza, “Post-Disaster Microgrid Formation for Enhanced Distribution System Resilience,” 2022 Resilience Week (RWS), 2022.
- [59] Tightiz, Lilia and Yang, Hyosik, “Resilience microgrid as power system integrity protection scheme element with reinforcement learning based management,” IEEE Access, 2021.
- [60] Li, Qingming and Zhang, Xi and Guo, Jianbo and Shan, Xiwen and Wang, Zuwei and Li, Zhen and Chi, K Tse, “Integrating reinforcement learning and optimal power dispatch to enhance power grid resilience,” IEEE Transactions on Circuits and Systems II: Express Briefs, 2021.
- [61] Gautam, Mukesh and Bhusal, Narayan and Ben-Idris, Mohammed, “Postdisaster Routing of Movable Energy Resources for Enhanced Distribution System Resilience: A Deep Reinforcement Learning-Based Approach,” IEEE Industry Applications Magazine, 2023.
- [62] Wang, Yi and Qiu, Dawei and Teng, Fei and Strbac, Goran, “Towards microgrid resilience enhancement via mobile power sources and repair crews: A multi-agent reinforcement learning approach,” IEEE transactions on power systems, 2023.
- [63] Gutierrez-Rojas, Daniel and Mashlakov, Aleksei and Brester, Christina and Niska, Harri and Kolehmainen, Mikko and Narayanan, Arun and Honkapuro, Samuli and Nardelli, Pedro HJ, “Weather-driven predictive control of a battery storage for improved microgrid resilience,” IEEE Access, 2021.

- [64] Omogoye, Samuel O and Folly, Komla A and Awodele, Kehinde O, “A Comparative Study between Bayesian Network and hybrid Statistical Predictive models for Proactive Power System Network Resilience Enhancement Operational Planning,” *IEEE Access*, 2023.
- [65] Gautam, Priyanka and Sreejith, Amulya and Natarajan, Balasubramaniam, “A Transductive Graph Neural Network learning for Grid Resilience Analysis,” 2023 IEEE International Conference on Communications, Control, and Computing Technologies for Smart Grids (SmartGridComm), 2023.
- [66] Paradell, Pol and Spyridis, Yannis and Colet, Alba and Ivanova, Anzhelika and Dom, “Increasing resilience of power systems using intentional islanding; a comparison of Binary genetic algorithm and deep learning based method,” 2021 IEEE International Conference on Cyber Security and Resilience (CSR), 2021.
- [67] Zhang, Ruotan and Li, Yifu and Hijazi, Maeshal and Su, Jinshun and Dehghanian, Payman and Etemadi, Amir H, “Machine Learning-Aided Enhancement of Power Grid Resilience to Electromagnetic Pulse Strikes,” 2022 North American Power Symposium (NAPS), 2022.
- [68] A. Yaldiz, T. Gökçek, O. Erdiñç, and Y. Ateş “Resilience-Oriented Restoration Strategy of Networked Microgrids Considering Grid Topology Against Data Intrusion Attacks,” 2023 International Conference on Smart Energy Systems and Technologies (SEST), 2023.
- [69] Vilaisarn, Youthanalack and Rodrigues, Yuri R and Abdelaziz, Morad Mohamed Abdelmageed and Cros, “A deep learning based multiobjective optimization for the planning of resilience oriented microgrids in active distribution system,” *IEEE Access*, 2022.

- [70] Loni, Abdollah and Asadi, Somayeh, “A data-driven approach to quantify social vulnerability to power outages: California case study,” *Applied Energy*, 2024.
- [71] Hanke, Florian and Guyet, Rachel and Feenstra, Marielle, “Do renewable energy communities deliver energy justice? Exploring insights from 71 European cases,” *Energy Research & Social Science*, 2021.
- [72] Dominianni, Christine and Ahmed, Munerah and Johnson, Sarah and Blum, Micheline and Ito, Kazuhiko and Lane, Kathryn, “Power outage preparedness and concern among vulnerable New York City residents,” *Journal of urban health*, 2018.
- [73] Casey, Joan A and Fukurai, Mihoka and Hern, “Power outages and community health: a narrative review,” *Current environmental health reports*, 2020.
- [74] Wang, Xu and Shahidehpour, Mohammad and Jiang, Chuanwen and Li, Zhiyi, “Resilience enhancement strategies for power distribution network coupled with urban transportation system,” *IEEE Transactions on Smart Grid*, 2018.
- [75] Zhang, Wangxin and Han, Qiang and Shang, Wen-Long and Xu, Chengshun, “Seismic resilience assessment of interdependent urban transportation-electric power system under uncertainty,” *Transportation research part A: policy and practice*, 2024.
- [76] Shao, Chengcheng and Shahidehpour, Mohammad and Wang, Xifan and Wang, Xiuli and Wang, Biyang, “Integrated planning of electricity and natural gas transportation systems for enhancing the power grid resilience,” *IEEE Transactions on Power Systems*, 2017.
- [77] Mohamed, Ahmed Ali A, “On the rising interdependency between the power grid, ICT network, and E-mobility: modeling and analysis,” *Energies*, 2019.

- [78] President’s Commission on Critical Infrastructure Protection, “EXECUTIVE ORDER EO 13010 CRITICAL INFRASTRUCTURE PROTECTION,” , 2025.
- [79] Valinejad, Jaber and Mili, Lamine and Yu, Xinghuo and Van Der Wal, C Natalie and Xu, Yijun, “Computational social science in smart power systems: Reliability, resilience, and restoration,” *Energy Conversion and Economics*, 2023.
- [80] Brunner, Logan G and Peer, RAM and Zorn, C and Paulik, R and Logan, TM, “Understanding cascading risks through real-world interdependent urban infrastructure,” *Reliability Engineering & System Safety*, 2024.
- [81] Zhang, Yanlu and Yang, Naiding and Lall, Upmanu, “Modeling and simulation of the vulnerability of interdependent power-water infrastructure networks to cascading failures,” *Journal of Systems Science and Systems Engineering*, 2016.
- [82] Bagchi, Arijit and Sprintson, Alex and Guikema, Seth and Bristow, Elizabeth and Brumbelow, Kelly, “Modeling performance of interdependent power and water networks during urban fire events,” 2010 48th Annual Allerton Conference on Communication, Control, and Computing (Allerton), 2010.
- [83] Ribeiro, David and Mackres, Eric and Baatz, Brendon and Cluett, Rachel and Jarrett, Michael and Kelly, Meegan and Vaidyanathan, Shruti, “Enhancing community resilience through energy efficiency,” , 2015.
- [84] Berkes, Fikret and Ross, Helen, “Community resilience: Toward an integrated approach,” *Society & natural resources*, 2013.
- [85] Kankanala, Padmavathy and Pahwa, Anil and Das, Sanjoy, “Estimation of overhead distribution system outages caused by wind and lightning using an artificial neural network,” *International Conference on Power System Operation & Planning*, 2012.

- [86] Kankanala, P and Pahwa, A and Das, S, “Regression models for outages due to wind and lightning on overhead distribution feeders,” 2011 IEEE Power and Energy Society General Meeting, 2011.
- [87] Antar Kumar Biswas and Hamid Varmazyari and Masoud H. Nazari, “Data-driven, topology-aware energy resilience assessment and enhancement in urban communities,” Electric Power Systems Research, 2026.
- [88] Wang, Xuesong and Fatehi, Nina and Wang, Caisheng and Nazari, Masoud H, “Deep Learning-Based Weather-Related Power Outage Prediction with Socio-Economic and Power Infrastructure Data,” 2024 IEEE Power & Energy Society General Meeting (PESGM), 2024.
- [89] Fatehi, Nina and Politis, Alexandros and Nazari, Masoud H, “AI-Enabled Anomaly-Aware Occupancy Prediction in Grid-Interactive Efficient Buildings,” 2023 North American Power Symposium (NAPS), 2023.
- [90] Sharma, Vinayak and Hong, Tao and Cecchi, Valentina and Hofmann, Alex and Lee, Ji Yoon, “Forecasting weather-related power outages using weighted logistic regression,” IET Smart Grid, 2023.
- [91] Arora, Prateek and Ceferino, Luis, “A quasi-binomial regression model for hurricane-induced power outages during early warning,” ASCE-ASME Journal of Risk and Uncertainty in Engineering Systems, Part A: Civil Engineering, 2024.
- [92] Madasthu, Santhosh and Al Mamun, Abdullah and Abbas, Akintonde and Abbate, Emily and Chowdhury, Badrul and Cox, Robert, “Ensemble deep learning model for power system outage prediction for resilience enhancement,” 2023 North American Power Symposium (NAPS), 2023.
- [93] Goforth, Eric and Yosri, Ahmed and El-Dakhakhni, Wael and Wiebe, Ly-

dell, “Rapid prediction of power infrastructure forced outages: Data-driven approach for resilience planning,” *Journal of Energy Engineering*, 2022.

- [94] Onaolapo, Adeniyi Kehinde and Carpanen, Rudiren Pillay and Dorrell, David George and Ojo, Evans Eshiemogie, “A comparative assessment of conventional and artificial neural networks methods for electricity outage forecasting,” *Energies*, 2022.
- [95] Choi, Seong Lok and Jain, Rishabh and Feng, Cong and Emami, Patrick and Zhang, Hongming and Hong, Junho and Kim, Taesic and Park, SangWoo and Ding, Fei and Baggu, Murali and others, “Generative AI for Power Grid Operations,” , 2024.
- [96] Yao, Qi and Fang, Fang and Chen, Yuanye and Liu, Jizhen and Mo, Haitang and Ao, Yun, “AI Large Models for Power System: A Survey and Outlook,” *IET Smart Energy Systems*, 2025.
- [97] Huan Zhao and Yuheng Cheng and Dejun Xiang and Xiyuan Zhou and Junhua Zhao and Xinlei Cai and Zhao Yang Dong, “Large Language Model-Based Power Dispatch Agent: Framework, Application, and Challenges,” *SSRN Electronic Journal*, 2025.
- [98] Alqudah, Mohammad and Obradovic, Zoran, “Enhancing weather-related outage prediction and precursor discovery through attention-based multi-level modeling,” *IEEE Access*, 2023.
- [99] He, Jindong and Lei, Shanshan and Wu, Lijin, “Multi-source data fusion for power outage warning based on transformer model,” *Journal of Physics: Conference Series*, 2024.
- [100] Mahzarnia, Maedeh and Moghaddam, Mohsen Parsa and Baboli, Payam Teimourzadeh and Siano, Pierluigi, “A review of the measures to enhance power systems resilience,” *IEEE Systems Journal*, 2020.

- [101] Paul, Shuva and Ding, Fei and Utkarsh, Kumar and Liu, Weijia and O'Malley, Mark J and Barnett, John, "On vulnerability and resilience of cyber-physical power systems: A review," IEEE Systems Journal, 2021.
- [102] Susan L. Cutter and Bryan J. Boruff and W. Lynn Shirley, "Social Vulnerability to Environmental Hazards," Social Science Quarterly, 2003.
- [103] Flanagan, Barry and Gregory, Edward and Hallisey, Elaine and Heitgerd, Janet and Lewis, Brian, "A Social Vulnerability Index for Disaster Management," Journal of Homeland Security and Emergency Management, 2011.
- [104] North American Electric Reliability Corporation, "CIP - Critical Infrastructure Protection Reliability Standards," , 2025.
- [105] European Parliament and Council of the European Union, "Directive (EU) 2022/2555 on measures for a high common level of cybersecurity across the Union (NIS2 Directive)," , 2022.
- [106] European Parliament and Council of the European Union, "Regulation (EU) 2016/679 on the protection of natural persons with regard to the processing of personal data and on the free movement of such data (General Data Protection Regulation)," , 2016.
- [107] National Institute of Standards and Technology, "The NIST Cybersecurity Framework (CSF) 2.0," , 2024.
- [108] California State Legislature, "California Consumer Privacy Act of 2018 (CCPA)," , 2018.
- [109] United States Congress, "Health Insurance Portability and Accountability Act of 1996 (HIPAA)," , 1996.
- [110] National Institute of Standards and Technology, "Artificial Intelligence Risk Management Framework (AI RMF 1.0)," , .

- [111] U.S. Department of Commerce, National Telecommunications and Information Administration, “The Minimum Elements for a Software Bill of Materials (SBOM),” , 2021.
- [112] European Parliament and Council of the European Union, “Regulation (EU) 2024/1689 of the European Parliament and of the Council of 13 June 2024 laying down harmonised rules on artificial intelligence and amending Regulations (EC) No 300/2008, (EU) No 167/2013, (EU) No 168/2013, (EU) 2018/858, (EU) 2018/1139 and (EU) 2019/2144 and Directives 2014/90/EU, (EU) 2016/797 and (EU) 2020/1828 (Artificial Intelligence Act),” , 2024.
- [113] Ganz, Scott C and Duan, Chenghao and Ji, Chuanyi, “Socioeconomic vulnerability and differential impact of severe weather-induced power outages,” PNAS Nexus, 2023.
- [114] Smitha Rao and Shane A. Scaggs and Alexandria Asuan and Anais D. Roque, “Power outages and social vulnerability in the U.S. Gulf Coast: multilevel Bayesian models of outage durations amid rising extreme weather,” Humanities and Social Sciences Communications, 2025.
- [115] Vivian Do and Heather McBrien and Nina M. Flores and Alexander J. Northrop and Jeffrey Schlegelmilch and Mathew V. Kiang and Joan A. Casey, “Spatiotemporal distribution of power outages with climate events and social vulnerability in the USA,” Nature Communications, 2023.
- [116] Adam X. Andresen and Liza C. Kurtz and Paul M. Chakalian and David M. Hondula and Sara Meerow and Melanie Gall, “A comparative assessment of household power failure coping strategies in three American cities,” Energy Research & Social Science, 2024.
- [117] Rodriguez-Garcia, Luis and Hosseini, Mohammad Mehdi and Mosier, Thomas

- M. and Parvania, Masood, “Resilience Analytics for Interdependent Power and Water Distribution Systems,” *IEEE Transactions on Power Systems*, 2022.
- [118] Sun, Qirun and Wu, Zhi and Gu, Wei and Zhang, Xiao-Ping and Lu, Yuping and Liu, Pengxiang and Lu, Shuai and Qiu, Haifeng, “Resilience assessment for integrated energy system considering gas-thermal inertia and system interdependency,” *IEEE Transactions on Smart Grid*, 2023.
- [119] Katherine Klise and Rachel Moglen and Joseph Hogge and Daniel Eisenberg and Terranna Haxton , “Resilience Analysis of Potable Water Service after Power Outages in the U.S. Virgin Islands,” *Journal of Water Resources Planning and Management*, 2022.
- [120] Sajad Najafi Ravadanegh and Saeed Jamali and Arash Mohammadi Vaniar, “Multi-infrastructure energy systems resiliency assessment in the presence of multi-hazard disasters,” *Sustainable Cities and Society*, 2022.
- [121] Sarker, Partha and Lohar, Bhushan and Walker, Sean and Patch, Stephanie and Wade, John T., “Recovery Resiliency Characteristics of Interdependent Critical Infrastructures in Disaster-Prone Areas,” *Infrastructures*, 2024.
- [122] Baja, K., “Resilience Hubs: Shifting Power to Communities and Increasing Community Capacity,” , 2018.
- [123] Farley, A. and Belnap, H. and Parvania, M., “Resilience Hubs: Bolstering the Grid and Empowering Communities,” *IEEE Power and Energy Magazine*, 2024.
- [124] Farley, A. and Belnap, H. and Parvania, M., “Siting and Sizing Resilience Hubs for Grid and Community Resilience During Heat Waves,” *Proceedings of the 58th Hawaii International Conference on System Sciences*, 2025.

- [125] Rodriguez-Roman, D. and Carlo, H. J. and Sperling, J. and Duvall, A. and Leoncio-Cab “Optimizing the Location and Configuration of Disaster Resilience Hubs under Transportation and Electric Power Network Failures,” Transportation Research Interdisciplinary Perspectives, 2024.
- [126] Gautam, A. and Nock, D. and Pandey, A., “Grid-Aware Tradeoff Analysis for Outage Mitigation Microgrids at Emerging Resilience Hubs,” IEEE Transactions on Energy Markets, Policy and Regulation, 2024.
- [127] , “General Data Protection Regulation, Article 35: Data Protection Impact Assessment,” , 2016.