

RoboMirror: Understand Before You Imitate for Video to Humanoid Locomotion

Zhe Li^{1*}, Cheng Chi^{1*†}, Boan Zhu^{3*}, Yangyang Wei^{4♡}, Shuanghao Bai⁵, Yuheng Ji⁶, Yibo Peng²,
Tao Huang⁷, Pengwei Wang², Zhongyuan Wang², S.-H. Gary Chan³, Chang Xu², Shanghang Zhang^{8†}
¹ BAAI, ² University of Sydney, ³ Hong Kong University of Science and Technology
⁴ Harbin Institute of Technology, ⁵ Xian Jiao Tong University, ⁶ Chinese Academy of Sciences
⁷ Shanghai Jiao Tong University, ⁸ Peking University



Figure 1. **RoboMirror** makes humanoid understand before imitating. It acts like a mirror, which can not only infer and replicate the actions being performed by the shooter from egocentric videos based on the changes in the surrounding environmental perspective (as shown in the upper part of the figure), but also understand the actions first and then imitate them from third-person videos (as shown in the lower part of the figure), without the need for pose estimation and retargeting during inference.

Abstract

Humans learn locomotion through visual observation, interpreting visual content first before imitating actions. However, state-of-the-art humanoid locomotion systems rely on either curated motion capture trajectories or sparse text commands, leaving a critical gap between visual understanding and control. Text-to-motion methods suffer from semantic sparsity and staged pipeline errors, while video-based approaches only perform mechanical pose mimicry without genuine visual understanding. We propose **RoboMirror**, the first retargeting-free video-to-locomotion framework em-

bodying “understand before you imitate”. Leveraging VLMs, it distills raw egocentric/third-person videos into visual motion intents, which directly condition a diffusion-based policy to generate physically plausible, semantically aligned locomotion without explicit pose reconstruction or retargeting. Extensive experiments validate **RoboMirror**’s effectiveness, it enables telepresence via egocentric videos, drastically reduces third-person control latency by 80%, and achieves a 3.7% higher task success rate than baselines. By reframing humanoid control around video understanding, we bridge the visual understanding and action gap. [Project Page](#)

1. Introduction

Humans intuitively learn locomotion by observing, a process predicated on understanding visual percepts before imitating them. Yet, current humanoid paradigms fail to replicate this “understand-then-act” architecture. Prevailing video-based methods degenerate into kinematic mimicry, a brittle process focused on reconstructing poses rather than inferring intent. Other dominant modalities are even less grounded: Motion Capture (MoCap) bypasses visual perception entirely, while text commands compress rich visual context into sparse symbols. A critical gap thus remains: current approaches either fail to genuinely understand rich visual data or bypass it altogether, fundamentally decoupling perception from control.

This failure to understand is exemplified by the “kinematic mimicry” paradigm [12, 13, 46, 47]. Its “pose estimate-retarget-track” pipeline is not only brittle, plagued by error accumulation and latency, but architecturally incapable of semantic understanding. By forcing the controller to track low-level kinematics, it precludes the learning of high-level visual intent. The alternative paradigms are flawed at the modality level. MoCap-driven systems [38, 39, 50] are inherently non-perceptive, while text-to-motion generation [10, 25, 26, 28] suffers from the inherent sparsity of language, which cannot encode the rich dynamics and goals abundant in video.

In this work, we argue for a different interface: **video-to-locomotion**. Unlike sparse modalities like text or reference poses, video constitutes a substantially more information-dense medium. As presented in Figure 1, both egocentric and third-person videos encapsulate rich environmental cues, including scene attributes, temporal dynamics, and action goals. ***Our key insight is that this rich visual evidence must be internalized to condition a policy directly, rather than being reduced to brittle kinematics via pose estimation.*** We therefore regard humanoid locomotion as a generative problem: given this internalized visual context, synthesize physically plausible and semantically grounded motion. This direct “understand-then-act” mapping unlocks two capabilities that prior approaches cannot provide: (1) telepresence, where first-person video demonstration guides the robot to perform the corresponding locomotion, creating an “as if I were there” experience; and (2) robust, retargeting-free third-person imitation, avoiding the error accumulation that plagues conventional pipelines.

We therefore propose **RoboMirror**, a retargeting-free framework named to emphasize the mirror-like mapping from video to action. Our core technical insight is to use a Vision-Language Model (VLM) to distill raw video into a visual latent representation, which is then explicitly trained to reconstruct a corresponding motion latent. This reconstructed motion latent serves as the sole conditioning signal for a diffusion-based locomotion policy. This architecture explicitly bridges semantic visual understanding with

physics-based control. Concretely, we leverage the robust generalization of VLMs [2, 3, 44] to obtain visual latents from first- or third-person videos. These latents are mapped to motion latents, which are then fed into the diffusion policy to generate smooth, executable actions, bypassing explicit pose estimation and retargeting entirely.

Extensive experiments validate the effectiveness and practicality of RoboMirror. Compared directly to imitation based on pose estimation, our method dramatically accelerates the pipeline from video understanding to on-robot deployment, reducing latency from 9.22 s to 1.84 s. Beyond sheer speed, our method delivers higher-quality control by avoiding retargeting failures, as evidenced by a 3.7% absolute increase in task success rate and lower tracking error relative to baseline. Furthermore, for egocentric videos [32], we demonstrate that robust, semantically grounded locomotion can be synthesized without any explicit human pose supervision, a task where traditional pose-estimation pipelines fail. Crucially, we successfully introduce VLM into the humanoid control loop, enabling video-conditioned policies that can be further extended to fine-grained hand manipulation and low-friction teleoperation. In short, RoboMirror reframes humanoid control around video understanding. By learning to understand first and imitate second, we close the gap between what is seen and how to move, moving from fragile pose mimicry to robust, visually grounded action.

Our contributions can be summarized as follows:

- We propose RoboMirror, the first retargeting-free framework for humanoid locomotion that replaces brittle pose reconstruction with a direct mapping from 2D video to visual motion intent, enabling a true end-to-end, video-to-locomotion policy.
- We introduce a VLM-assisted locomotion policy where a VLM distills visual latents from raw video. These latents are trained to reconstruct motion latents, which in turn serve as a robust, non-kinematic conditioner for a diffusion-based action generator.
- We validate RoboMirror’s significant outperformance against “pose estimation-retarget-track” baselines in task success rate and latency. Crucially, we demonstrate robust locomotion from egocentric video without explicit pose supervision, a task where traditional pipelines fail.

2. Related Work

2.1. Humanoid Whole-body Control

Model-based whole-body controllers deliver precise task execution via accurate dynamics and contact modeling, but entail heavy modeling effort and limited generalization to new skills or unmodeled dynamics [7, 41]. Learning-based approaches ease modeling burden yet hinge on carefully crafted, task-specific rewards; despite successes in challenging settings such as locomotion on complex terrains, jump-

ing, and fall recovery [14, 18, 24, 34, 43], they require per-task reward engineering and often struggle to produce coordinated, human-like behaviors. To disentangle distinct upper- vs. lower-body objectives, some studies split control into independent policies [22, 54], which can undermine inter-limb coordination and limit generality. Others adopt hierarchical planning to learn complex sequential skills, e.g. table tennis [42], improving modularity but adding design complexity and latency. Whole-body motion tracking reframes the objective by directly using human motion as supervision [11], eliminating task-specific rewards while promoting globally coordinated, expressive motion across diverse skills. This perspective provides a unified control objective and a scalable path toward human-like whole-body behavior.

2.2. Humanoid Motion Tracking

Learning realistic behaviors from human motion has become central to high-fidelity control. DeepMimic [33] introduced a phase-based tracking framework with random state initialization and early termination to stabilize imitation. To mitigate sim-to-real gaps for dynamic skills, ASAP [13] proposed a multi-stage pipeline with a delta-action model. HuB [53] and KungfuBot [47] further leverage sophisticated motion preprocessing and tracking mechanisms to achieve precise imitation of highly dynamic single motions.

For multi-skill policies within a single controller, OmniH2O [12] demonstrated a universal policy that catalyzed subsequent research on broad motion libraries. ExBody2 [20] improves expressiveness via decomposed tracking targets and motion filtering. TWIST [52] and CLONE [23] attain high-quality tracking in teleoperation settings but primarily cover lower-dynamic motions. BumbleBee [45] employs a two-stage strategy, which is clustering motions to train expert policies, then distilling them into a unified policy. GMT [6] achieves robust tracking of aggressive motions by prioritizing root velocity and pose information over global positions. UniTracker [49] supports dynamic tracking but relies on global targets, limiting stability on long sequences. BeyondMimic [29] attains high-fidelity single-motion tracking via carefully designed objectives and precise system identification, followed by distillation into a unified diffusion policy for task-specific control. KungfuBot2 [11] proposes an orthogonal MoE to realize a general motion tracking policy spanning diverse skills. Building on these insights, we pursue a universal policy that conditions on video to generate humanoid locomotion, moving from fragile kinematic mimicry to visually grounded performance control and transforming humanoids into semantically aligned imitators.

2.3. Modality-driven Humanoid Locomotion

Recent work explores conditioning humanoid locomotion on high-level modalities, with language as a prominent inter-

face. LangWBC [39] pairs a compact auxiliary network with the control policy to generate motions online from instructions, but its limited capacity hinders scaling to complex, diverse motion distributions and offers weak guarantees for generalization to unseen prompts. RLPF [50] fine-tunes an LLM and introduces physical feasibility feedback from a motion-tracking policy to iteratively align semantic intent with executable motion, helping bridge sim-to-real; however, heavy decoder updates risk catastrophic forgetting of pretrained knowledge. RoboGhost [27] proposes a latent-driven, retargeting-free framework that treats locomotion as generation, reducing error accumulation and inference latency, but it considers language as the sole input modality. LeVERB [48] explores vision-language-guided whole-body control by leveraging visual feedback and linguistic instructions; it depends on retargeting pre-collected motion data and focuses mainly on quasi-static or low-dynamic tasks. In contrast, we directly process raw egocentric/third-person video without motion retargeting, aligning semantic understanding from vision with physically feasible actions using a latent-driven diffusion policy.

3. Method

This section presents the core components of our framework, which is depicted in Figure 2. We start with an overview of our main framework and its motivation in Section 3.1, offering a high-level description of the architectural design and underlying rationale. Section 3.2 elaborates on the method for reconstructing motion latent from VLM-derived latent, which leverages a diffusion model for accurate and robust reconstruction. Furthermore, Section 3.3 introduces our MoE-based residual teacher policy and the latent-guided diffusion-based student policy, along with a detailed exposition of their inference procedures. Other implementation details are provided in the Appendix.

3.1. Overview

We present a novel framework that enables robots to understand visual content from videos and execute corresponding physical actions in a coherent manner. At its core, our framework replaces simplistic cross-modal alignment with motion latent reconstruction, an intentional choice rooted in the principle that robust, semantically meaningful vision-motion mapping arises from generative reconstruction rather than superficial feature matching. As illustrated in Figure 2, our approach comprises three sequentially linked components: a VLM-based multi-view video understanding module, a VLM-conditioned diffusion model for motion latent reconstruction, and a diffusion-based policy training module. We address a critical challenge: generating physically executable actions for humanoid robots directly from videos of varying perspectives (first- or third-person), entirely eliminating reliance on error-prone pose estimation.

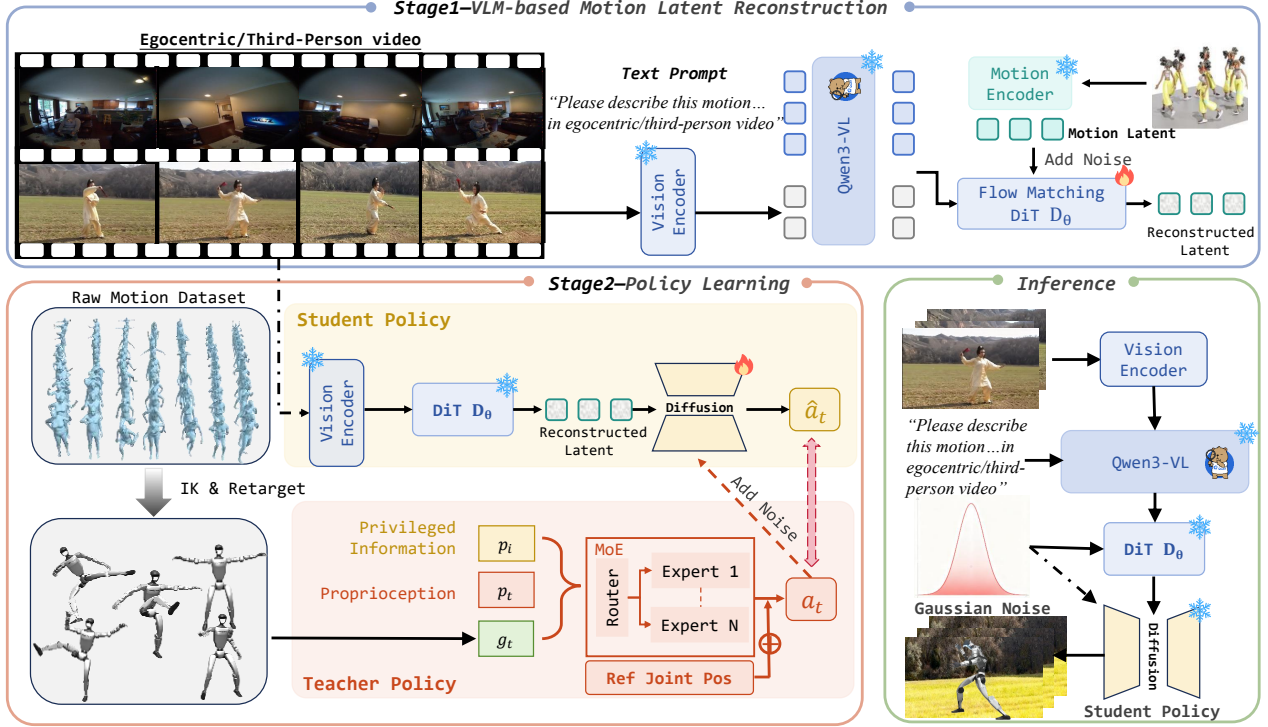


Figure 2. Overview of RoboMirror. It adopts a two-stage framework: initially, it leverages Qwen3-VL to process egocentric or third-person video inputs, generating motion latents through diffusion models with DiT \mathcal{D}_θ . Subsequently, in the policy learning stage, a MoE-based teacher policy is trained with RL, while a diffusion-based student policy learns to denoise actions under the guidance of reconstructed motion latents. During inference, it can first understand and then imitate the motion in the video without motion obtainment and retargeting.

The pipeline unfolds in a natural "understand-reconstruct-control" progression. It begins by feeding input videos into a pretrained VLM, which extracts a high-level semantic latent l_{VLM} encoding both action details and contextual scene information. Unlike existing methods that naively repurpose l_{VLM} as a control signal, we treat this latent as a semantic anchor for a diffusion-based motion latent reconstructor. This design stems from a key insight: "reconstruction outperforms alignment." When a model learns to reconstruct kinematically coherent motion latents from VLM semantics, it achieves not only more robust cross-modal alignment but also inherently embeds physical plausibility constraints, avoiding the semantic disconnection plaguing direct alignment strategies.

The reconstructed motion latent l_{motion} then fuses with the robot’s proprioceptive states and real-time observations to condition a diffusion-based deployment policy π . Through iterative denoising, this policy outputs actions directly executable on humanoid platforms. By obviating explicit motion estimation and alignment procedures, our reconstruction-driven paradigm enables an end-to-end video-to-action mapping, uniquely suited for practical deployment scenarios where reliability and efficiency are paramount.

3.2. Motion Latent Reconstruction from Vision-Language Model

Leveraging the strong image and video understanding capabilities as well as robust generalization of vision-language models, we adopt Qwen3-VL [3] as our video understanding module. We first train a VAE [21] on our motion dataset to reconstruct motion sequences. For video processing, we feed first-person or third-person videos into Qwen3-VL with task-specific prompts. For egocentric videos, the prompt is "Please describe the motion of the first-person individual in the egocentric video" while for third-person videos it is "Please describe the motion in the video". This design ensures the latent representations output by Qwen3-VL are enriched with high-quality semantic information about the motion content.

For infusing kinematic information into video latents and reconstructing motion representations, we employ a flow-matching based diffusion model, denoted as \mathcal{D}_θ , which takes VLM-derived video latents as conditional signals to reconstruct VAE-learned motion latents. As illustrated in Fig. 2, \mathcal{D}_θ consists of stacked transformer blocks with adaptive layer normalization, enabling effective conditioning on video semantics while preserving motion kinematic structure [4]. The model operates on noised motion latents ϵ_{motion} , with

cross-attention blocks attending to the video latents l_{VLM} to enforce semantic consistency, and self-attention blocks capturing temporal dependencies within motion sequences.

Given a ground-truth motion latent l_{motion} from pretrained VAE, a flow-matching timestep $\tau \in [0, 1]$, and sampled Gaussian noise $\epsilon \sim \mathcal{N}(0, \mathbf{I})$, the noised motion latent ϵ_{motion} is constructed as:

$$\epsilon_{\text{motion}} = \tau \cdot l_{\text{motion}} + (1 - \tau) \cdot \epsilon.$$

The diffusion model \mathcal{D}_θ takes l_{VLM} , ϵ_{motion} , and timestep τ as inputs, aiming to predict the velocity vector field $\epsilon - \epsilon_{\text{motion}}$ for flow matching. To optimize \mathcal{D}_θ , we minimize the following velocity-prediction loss:

$$\mathcal{L}_{\text{fm}} = \mathbb{E}_{\tau, \text{motion}, \epsilon} \left[\left\| \mathcal{D}_\theta(l_{\text{VLM}}, \epsilon_{\text{motion}}, \tau) - (\epsilon - \epsilon_{\text{motion}}) \right\|_2^2 \right].$$

This training paradigm ensures that \mathcal{D}_θ learns to reconstruct motion latents with kinematic information from video semantics, inherently achieving robust cross-modal alignment without separate alignment modules.

3.3. Policy Training

3.3.1. MoE-based Residual Motion Tracker

We argue that the key to enabling robots to directly observe or infer human motions from videos and perform actions lies in the generalization capability of motion trackers. Specifically, we aim for these trackers to successfully respond to novel prompts while achieving genuine deployment flexibility, which are two critical properties for bridging video understanding and real-world robotic locomotion.

First, we train an oracle teacher policy using the PPO algorithm [37] with privileged simulator-state information. To learn a policy π_t that generalizes across diverse motion inputs, we first train an initial policy π_0 on a highly diverse motion dataset \mathcal{D}_0 [20, 27]. Given the relative simplicity of egocentric motion datasets $\mathcal{D}_{\text{first}}$, we restrict the training of π_0 exclusively to third-person view motion datasets $\mathcal{D}_{\text{third}}$.

Subsequently, we evaluate the tracking accuracy of π_0 for each motion sequence $s \in \mathcal{D}_{\text{third}}$, with a specific focus on lower-body motion precision. This evaluation employs the error metric $e(s) = \alpha \cdot E_{\text{key}}(s) + \beta \cdot E_{\text{dof}}(s)$, where $E_{\text{key}}(s)$ denotes the mean position error of key lower-body landmarks and $E_{\text{dof}}(s)$ represents the mean tracking error of lower-body joint angles. Motion sequences with $e(s) > 0.6$ are filtered out, and the remaining data \mathcal{D} are used to train a generalizable teacher policy.

The teacher policy π_t is trained as a simulation oracle via PPO, utilizing real-world unavailable privileged information: ground-truth root velocity, global joint positions, physical properties (e.g., friction, motor strength), proprioceptive state, and reference motion. Besides, to handle challenging motions, we design the policy to focus on learning dynamic information, specifically a corrective offset δ_a rather than

directly learning kinematic information such as absolute joint targets p_{target} . This offset is added to the joint positions from the reference kinematic trajectory, yielding our final output action $\hat{a}_t \in \mathbb{R}^{23}$ forming: $\hat{a}_t = p_{\text{target}} + \delta_a$, which is optimized via cumulative rewards to ensure accurate motion tracking and robust behaviors.

Furthermore, we integrate a Mixture of Experts (MoE) module to enhance expressiveness and generalization. The policy includes expert networks and a gating network, which takes the same inputs and computes weights for the experts' outputs to form a weighted sum. The final action is computed as $\hat{a}_t = \sum_{i=1}^n p_i \cdot a_i$, with p_i denoting the gating probability for expert i and a_i is its corresponding output. This design boosts generalization, improves tracking accuracy, and enables precise supervision of the student policy.

3.3.2. Diffusion-based Student Policy

Unlike prior work where student policies π_s distill knowledge from teachers via explicit reference motion, we regard the student policy as a generation model, which is formulated as a latent-driven generation task [27]. It takes motion latents generated under video latent guidance as input, alongside observation history, to generate humanoid actions. This design enables the robot to more quickly imitate the motion of the subject in the video, bypassing error-prone steps such as pose estimation and motion retargeting, significantly reducing the time consumption of the entire process.

Following a DAgger-like paradigm, we train the student by rolling it out in simulation, querying the teacher for optimal actions \hat{a}_t at observable states. During training, we inject Gaussian noise ϵ_t into teacher actions and use our reconstructed latents l_{v2m} , which are from video latents, as guiding latents. The noising process follows a Markov chain:

$$q(x_t | x_{t-1}) = \mathcal{N}(x_t; \sqrt{1 - \alpha_t} \cdot x_{t-1}, \alpha_t \mathbf{I}) \quad (1)$$

where $\alpha_t \in (0, 1)$ is a sampling hyper-parameter. Denoising at step t is modeled as $x_{t-1} = \epsilon_\theta(x_t, t)$, with ϵ_θ as the denoiser. Using an x_0 -prediction strategy, we supervise via MSE loss: $\mathcal{L} = \|a - \hat{a}_t\|_2^2$, where $a = \frac{x_t - \sqrt{1 - \alpha_t} \cdot \epsilon_\theta(x_t, t)}{\sqrt{\alpha_t}}$. Converged policies require no privileged knowledge or explicit references, enabling real-world deployment.

3.3.3. Inference Pipeline

To ensure fluent, smooth motion, we minimize denoising time by adopting DDIM sampling [40] and an MLP-based diffusion model for action generation. The reverse process is:

$$x_{t-1} = \sqrt{\alpha_{t-1}} \left(\frac{x_t - \sqrt{1 - \alpha_t} \cdot \epsilon_\theta(x_t, t)}{\sqrt{\alpha_t}} \right) + \sqrt{1 - \alpha_{t-1}} \cdot \epsilon_\theta(x_t, t) \quad (2)$$

During inference, our pipeline operates as follows: we first input either an egocentric or third-person video into

Qwen3-VL to obtain a video latent representation l_{vlm} . This video latent l_{vlm} is then fed into our pretrained diffusion model \mathcal{D}_θ , yielding a motion latent l_{v2m} enriched with kinematic semantics. Finally, we use l_{v2m} as a conditional signal to guide our diffusion-based student policy, which generates deployable actions directly.

Notably, this pipeline eliminates the need for pose estimation from third-person videos or motion guessing from egocentric videos. By leveraging the video understanding capability of VLMs and the latent comprehension ability of our policy, we successfully achieve video-to-locomotion, enabling the robot to imitate both sparse and dense motion modalities present in the input video.

4. Experiments

We evaluate our RoboMirror on both egocentric and third-person videos, aiming to verify its action imitation capabilities for videos of different perspectives respectively. Specifically, for egocentric videos, the model first infers a dense motion latent from the video with sparse motion information, and then performs the imitation task. In the experiments, we train the teacher policy and student policy in the IsaacGym simulation environment, and directly deploy the student policy on the Unitree G1 humanoid robot for real-world testing.

4.1. Experimental Setups

Dataset We train our model on the Nymeria [32] and Motion-X [30] datasets. Nymeria is a large-scale real-device dataset capturing diverse human daily activities across indoor and outdoor locations, providing paired text-video-motion data—including egocentric videos, full-body motions, and human-annotated motion narrations. This dataset contains approximately 1K videos, each around 15-20 minutes long. Due to its large scale, we select 100 videos, segment each into 5-second clips, and ultimately obtain 18K video-motion pairs. Both the motions and videos are sampled at 30 FPS.

Motion-X is a large-scale 3D expressive whole-body motion dataset, constructed from massive online videos and eight existing motion datasets, with motions formatted as SMPL-X. We select motion categories paired with videos from it as our third-person dataset. We split the dataset into train and test sets with an 8:2 ratio.

Metrics We adopt two categories of evaluation metrics: motion latent reconstruction and motion tracking. For motion latent reconstruction, we report motion-text retrieval precision R@3, MM Dist, and FID to evaluate whether the motion latents reconstructed contain sufficient kinematic information and semantics. For motion tracking, evaluated in physics simulators aligning with prior works [12], we use success rate as the core indicator, supplemented by mean per-joint position error (E_{MPJPE}) and mean per-keypoint position

Methods	Nymeria			Motion-X		
	R@3 (%) ↑	FID↓	MM-Dist↓	R@3 (%) ↑	FID↓	MM-Dist↓
Vid2Mot	49.34	62.81	25.67	69.40	31.27	16.22
ViMo [35]	-	-	-	76.92	21.03	8.48
Ours	64.6	42.42	16.97	77.66	19.53	8.17

Table 1. Motion generation performance comparison on the Nymeria and Motion-X test sets.

error (E_{MPKPE}). Detailed metric definitions are provided in the Appendix.

Implementation Details We first input videos into a pretrained VLM for video understanding to obtain video latents, where we use the Qwen3-VL-4B-Instruct model. For the motion latent reconstruction network, we adopt a 16-layer MLP as the backbone and inject conditions via AdaLN [19] to guide the model in reconstructing motion latents from Gaussian noise. For policy training, teacher policy adopts MoE structure of 5 experts, and the student policy employs a diffusion model with a 4-layer MLP as its backbone; this compact network architecture, combined with DDIM sampling, ensures real-time performance during deployment. More details can be found in the Appendix.

4.2. Evaluation of Motion Latent Reconstruction

To validate the motion latent reconstruction capability of the diffusion model trained with latents from VLMs as conditions, we decode the reconstructed latents into real motions using our pretrained VAE decoder. The reconstruction performance of motion latents is then evaluated by assessing both the generation quality of the motions and their degree of semantic relevance. Specifically, we evaluate the model’s reconstruction performance on the Nymeria and Motion-X datasets, with the results summarized in Table 1. Here, we introduce a simple baseline, named Vid2Mot, which finetunes the VLM via LoRA [16] while freezing the VAE decoder. This design enables the latents output by the VLM to be directly decoded into motions through the decoder.

4.3. Evaluation of Motion Tracking

To further validate the efficacy of our motion tracking policy, we conduct evaluations on egocentric and third-person videos, measuring the Mean Per Joint Position Error (E_{mpjpe}) and Mean Per Keypoint Position Error (E_{mpkpe}) under physics-based simulations in both IsaacGym and MuJoCo. The pipeline proceeds as follows: first, videos and prompts are fed into the VLM for video understanding and latent representation generation; subsequently, these latents are used as conditions to input into our pretrained diffusion model in Section 3.2 for motion latent reconstruction; finally, the student policy takes this representation and generates

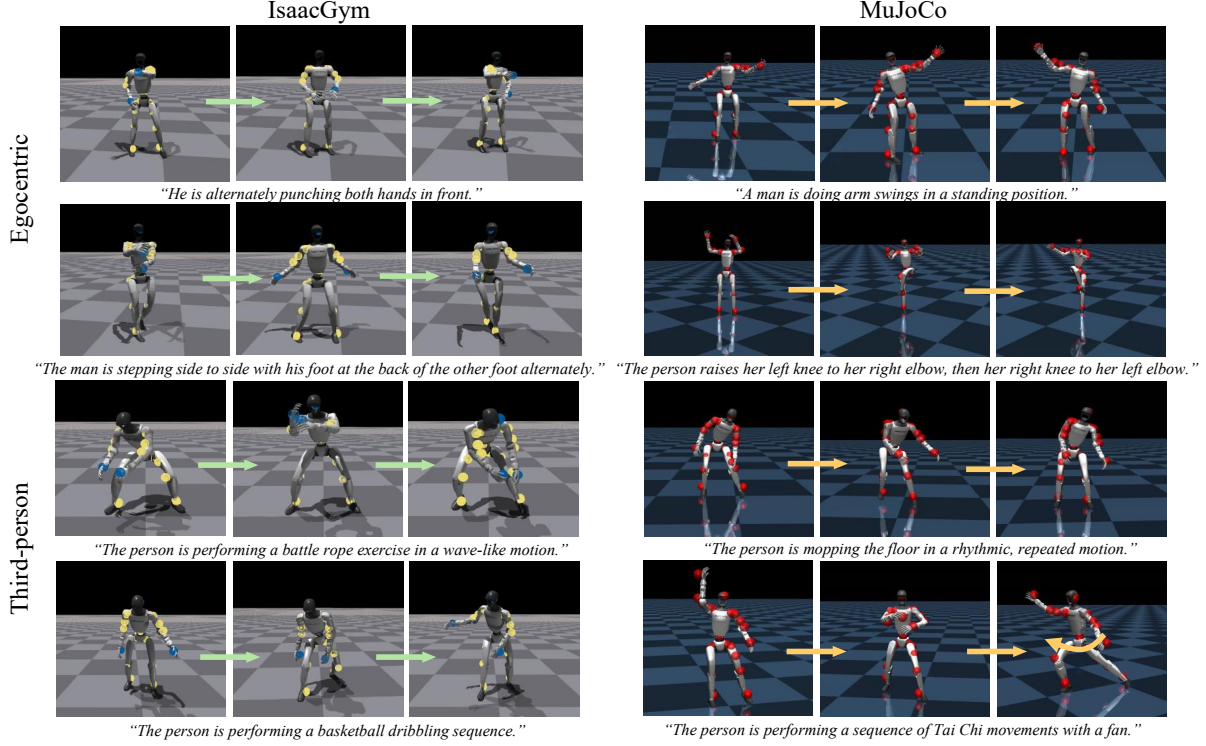


Figure 3. Qualitative results in the IsaacGym and MuJoCo. The upper half presents the tracking performance of egocentric videos-to-locomotion, and the lower half presents that of third-person videos-to-locomotion.

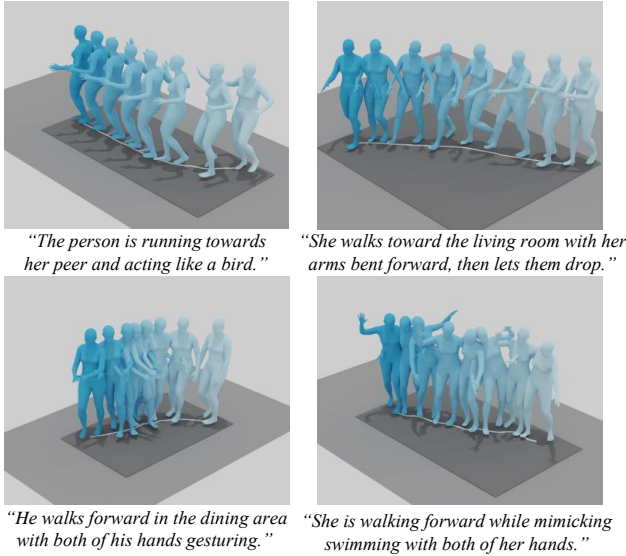


Figure 4. Qualitative results of generated motions.

actions. As shown in Table 2, our method achieves high task success rates on the Nymeria and Motion-X datasets, alongside low joint and keypoint errors—indicating strong alignment between the semantic information of videos and

Method	IsaacGym			MuJoCo		
	Succ \uparrow	$E_{mpjpe} \downarrow$	$E_{mpkpe} \downarrow$	Succ \uparrow	$E_{mpjpe} \downarrow$	$E_{mpkpe} \downarrow$
Nymeria						
Baseline	0.92	0.19	0.17	0.69	0.27	0.24
Ours	0.99	0.08	0.11	0.78	0.19	0.17
Motion-X						
Baseline	0.91	0.23	0.20	0.61	0.36	0.33
Ours	0.95	0.17	0.15	0.70	0.28	0.27

Table 2. Motion tracking performance comparison in simulation on the Nymeria and Motion-X test sets.

physically executable trajectories. The baseline herein refers to the result of finetuning Qwen3-VL with LoRA, where motion reconstruction is adopted as the optimization objective, and the latents output by Qwen3-VL are directly used to guide the policy in action generation.

4.4. Qualitative Results

We conduct a qualitative evaluation of the motion tracking policy across two deployment scenarios: simulation (IsaacGym) and cross-simulator transfer (MuJoCo). Figure 3 illustrates representative tracking sequences, emphasizing the policy’s capacity to preserve motion semantics, maintain

Method	Succ \uparrow	R@3 (%) \uparrow	FID \downarrow	MM-Dist \downarrow
Nymeria				
Qwen-VL	0.97	61.1	46.73	17.64
Qwen2-VL	0.98	61.9	44.02	17.53
Qwen2.5-VL	0.97	62.6	42.74	17.80
Qwen3-VL	0.99	64.6	42.42	16.97
Motion-X				
Qwen-VL	0.93	76.84	20.69	8.31
Qwen2-VL	0.94	77.08	20.42	8.19
Qwen2.5-VL	0.95	77.58	19.77	8.26
Qwen3-VL	0.95	77.66	19.53	8.17

Table 3. Ablation study on different vision-language models across motion latent reconstruction quality and tracking performance.

balance during dynamic transitions, and generalize across distinct physics engines and hardware platforms.

Additionally, in Figure 4, we also provide visualization results of the generated motion decoded from the motion latents reconstructed from DiT \mathcal{D}_θ via the pretrained decoder. More qualitative results in the simulation and real-world can be seen in the Appendix.

4.5. Ablation Studies

To systematically validate the effectiveness of our method, we conduct a series of ablation studies in this section. These experiments cover three key aspects: 1) different video understanding models, 2) diverse approaches for converting video latents to motion latents, and 3) the advantages of our method over pose estimation-based student policy for third-person video-driven locomotion.

Different Vision-Language Models To verify the impact of different vision-language models on the final results, we employ four distinct models: Qwen-VL, Qwen2-VL, Qwen2.5-VL, and Qwen3-VL. We evaluate their performance in terms of motion reconstruction quality and their influence on policy tracking performance, with the results summarized in Table 3. As indicated in the table, Qwen3-VL generates superior latent representations that are more suitable for motion latent reconstruction, thereby enabling more effective control of humanoid robots.

Alignment Vs Reconstruction We argue that reconstruction outperforms alignment. Since the latents output by VLM lack kinematic information, directly using them to guide action generation results in unstable motions with ambiguous task relevance. Thus, it is necessary to convert l_{vlm} into l_{motion} embedded with kinematic cues. One approach is to align l_{vlm} with l_{motion} to impart kinematic information, which then guides action generation. However, we hypothesize that reconstructing target motion latents l_{motion} from

Method	Succ \uparrow	R@3 (%) \uparrow	FID \downarrow	MM-Dist \downarrow
Nymeria				
Alignment	0.95	51.1	62.42	30.54
Reconstruction	0.99	64.6	42.42	16.97
Motion-X				
Alignment	0.92	56.41	40.19	24.37
Reconstruction	0.95	77.66	19.53	8.17

Table 4. Ablation study on alignment vs reconstruction across motion latent reconstruction quality and tracking performance.

Method	Motion-X			
	Succ \uparrow	E_{mpjpe} \downarrow	E_{mpkpe} \downarrow	Time Cost (s) \downarrow
Pose-driven	0.94	0.17	0.15	9.22
Latent-driven	0.95	0.16	0.15	1.84

Table 5. Ablation study on comparing the tracking performance of pose-driven and latent-driven approaches for the third-person video-to-locomotion task.

VLM latents l_{vlm} can more effectively bridge the domain gap between visual semantics and motion dynamics.

To validate this, we conduct ablation experiments on alignment and reconstruction. For the alignment baseline, we train a 4-layer transformer adapter with InfoNCE loss, which pulls positive sample pairs closer while pushing negative pairs apart. As shown in Table 4, reconstructing l_{motion} from l_{vlm} achieves significantly superior performance.

Latent-driven Vs Pose-driven For evaluating our method’s ability to imitate actions from third-person videos, we assess the advantages of RoboMirror over conventional pose estimation-based methods. Herein, pose estimation-based methods refer to approaches that first estimate poses from video test sets, then retarget the poses to the humanoid, and finally feed the retargeted reference motion as input to the student policy for action generation. As shown in Table 5, RoboMirror achieves superior tracking performance with lower overall pipeline latency. This is attributed to the fact that both pose estimation and retargeting incur non-negligible time costs and introduce cumulative errors, whereas our framework avoids such inefficiencies.

5. Conclusion

We present RoboMirror, a retargeting-free video-to-locomotion framework rooted in "understand before you imitate." Leveraging VLMs, it extracts semantic motion intents from videos and reconstructs them into kinematically grounded latents, enabling humanoids to generate physically plausible, semantically aligned actions without pose estimation or retargeting. Extensive experiments validate its

superiority in task success, latency, and cross-domain generalization. RoboMirror bridges visual understanding and humanoid locomotion, laying groundwork for understanding-driven control.

RoboMirror: Understand Before You Imitate for Video to Humanoid Locomotion

Supplementary Material

Appendix Overview

This appendix provides additional details and results, organized as follows:

- **Section 6:** Elaboration on some details during training, including dataset details, motion filter and retargeting, simulator, domain randomization, regularization, reward functions, curriculum learning, and adaptive sigma.
- **Section 7:** Details about evaluation, including metrics about motion tracking and motion generation.
- **Section 8:** Additional experiments, including tracking performance against tracking policies, ablation studies on diffusion policy, and ablation studies on motion reconstruction model.
- **Section 9:** Extra qualitative experiment results and visualizations, including motion generation, tracking performance in the simulation, and that in the real world.

6. Implementation Details

Training Details This section elaborates on the state representation employed for policy training, encompassing proprioceptive states, privileged information, and network hyperparameters. As outlined in Table 6, the proprioceptive state components are consistent across the teacher and student policies, with one pivotal distinction: the student policy harnesses an extended observation history to offset the lack of privileged information, replacing direct auxiliary signals with temporal context.

Our proprioceptive states comprise joint positions, joint velocities, root angular velocity, root projected gravity, and corresponding data from four historical frames, as detailed in Table 6. Privileged information, in conjunction with proprioceptive states, constitutes the observations for the critic network. In contrast to preceding works where both teacher and student policies access explicit reference motion as part of their input observations, our framework confines these target signals solely to the teacher policy. The student policy, on the other hand, incorporates proprioceptive states from 25 historical frames and reconstructed motion latents from pretrained DiT into its input. Comprehensive specifications of the target state are presented in Table 7. Both policies generate 23-dimensional target joint positions as outputs.

The teacher policy is trained via PPO [37], incorporating privileged simulator information, reference motion targets, and proprioceptive states as joint inputs. These input modalities are concatenated and fed into a MoE architecture with five expert networks, where a gating network dynamically assigns activation weights based on motion dynamics. Furthermore, to enhance the model’s generalization capability

and restrict its focus to kinematic residual information, we compute the final action output by adding the reference DoF positions to the outputs of the MoE.

The motion latent reconstruction module uses a 12-block DiT backbone \mathcal{D}_θ to connect VLM visual latents and kinematic motion representations. Each DiT block combines cross-attention and self-attention: cross-attention aligns with Qwen3-VL’s l_{v2m} to preserve video semantics while self-attention captures temporal dependencies in motion sequences. It operates on noise from flow-matching timestep, predicting velocity vector fields to denoise latents, and minimizes a velocity-prediction loss against VAE-derived ground-truth dynamics. AdaLN [19] injects visual conditional signals at each block to adjust feature distributions dynamically, ensuring reconstructed latents balance kinematic precision and semantic consistency.

The student policy is trained under a DAGger-like paradigm, operating without privileged information or explicit reference motion. Instead, it relies on extended observation histories and VLM-derived motion latents l_{v2m} to enable retargeting-free video-to-action generation. First, raw video inputs are processed by Qwen3-VL to extract semantic visual latents, which are then fed into a flow-matching diffusion model \mathcal{D}_θ to reconstruct kinematically grounded motion latents. These motion latents are concatenated with historical proprioceptive states and injected into a diffusion-based policy with a 4-layer MLP backbone. Adaptive layer normalization embeds conditional signals across all denoising steps, ensuring semantic alignment between visual context and physical actions. A final projection layer maps the denoised features to the 23-dimensional joint position space, with residual connections enhancing gradient flow during training. Detailed hyperparameters for both policies, including learning rates, batch sizes, and diffusion timestep configurations, are provided in Table 8.

Motion Filter and Retargeting We quantify motion stability following [47], using the ground-projected distance between the center of mass and center of pressure with a preset stability threshold for each frame. Let $\bar{\mathbf{p}}_t^{\text{CoM}} = (p_{t,x}^{\text{CoM}}, p_{t,y}^{\text{CoM}})$ and $\bar{\mathbf{p}}_t^{\text{CoP}} = (p_{t,x}^{\text{CoP}}, p_{t,y}^{\text{CoP}})$ denote the 2D ground projections of CoM and CoP at frame t . We define $\Delta d_t = \|\bar{\mathbf{p}}_t^{\text{CoM}} - \bar{\mathbf{p}}_t^{\text{CoP}}\|_2$ as this key distance metric. A frame qualifies as stable when $\Delta d_t < \epsilon_{\text{stab}}$. Motion sequences are retained only if their initial and final frames satisfy stability requirements and the longest contiguous unstable segment comprises fewer than 100 frames.

Proprioceptive States	
State Component	Dim.
DoF position	$23 \times (1+4)$
DoF velocity	$23 \times (1+4)$
Last action	$23 \times (1+4)$
Root angular velocity	$3 \times (1+4)$
Projected gravity	$3 \times (1+4)$
Total dim	75×5
Privileged Information	
Root linear velocity	$3 \times (1+4)$
Reference body position	81
Body position difference	81
Randomized base CoM offset	3
Randomized link mass	22
Randomized stiffness	23
Randomized damping	23
Randomized friction coefficient	1
Randomized control delay	1
Total dim	250

Table 6. Proprioceptive states and privileged information.

Simulator Aligning with standard protocols in motion tracking policy research [13, 20], we implement a three-stage evaluation pipeline. We first conduct large-scale reinforcement learning training in IsaacGym, then perform zero-shot transfer to MuJoCo for cross-simulator generalization assessment, and finally execute physical deployment on the Unitree G1 humanoid platform to validate real-world performance.

Reference State Initialization Task initialization is pivotal for reinforcement learning training. We find that naive episode initialization at the onset of reference motions frequently causes policy failure, especially for complex motion sequences. This issue induces environment overfitting to simpler frames while disregarding the most challenging motion segments.

To mitigate this limitation, we adopt the Reference State Initialization framework [33]. We uniformly sample time-phase variables within the range $[0, 1]$ to randomize the starting point of the reference motion that the policy must track. The robot’s state, encompassing root position, orientation, linear and angular velocities, and joint positions and velocities, is then initialized to match the reference motion’s values at the sampled phase. This strategy enhances motion tracking performance, particularly for highly dynamic whole-body motions, by enabling the policy to learn diverse movement segments in parallel instead of being restricted to strict sequential learning.

Teacher Policy	
State Component	Dim.
Proprioceptive states	75×5
DoF position	23
Keypoint position	81
Root Velocity	3
Root Angular Velocity	3
Root Orientation	3
Total dim	489
Student Policy	
Motion Latent	256
Proprioceptive States	$75 \times (25+1)$
Total dim	2206

Table 7. Reference information in the teacher and student policies.

Domain Randomization and Regularization To boost the robustness and generalization capability of the pretrained policy, we employ a comprehensive set of domain randomization techniques and regularization strategies. Detailed specifications of these methods are presented in Table 9.

Motion Tracking Rewards We design the reward function as a weighted combination of task-alignment rewards and regularization penalties, with detailed specifications provided in Table 10. This formulation prioritizes both tracking performance and motion physical plausibility for the humanoid robot. Following [47], we impose penalties for violations of joint position soft limits, which are symmetrically derived from hard limits using a fixed scaling factor $\alpha = 0.95$. We first compute the midpoint m and range d of the hard limits as:

$$m = \frac{q_{\min} + q_{\max}}{2}, \quad (3)$$

$$d = q_{\max} - q_{\min}, \quad (4)$$

where q_{\min} and q_{\max} represent the hard limits of joint position q . The soft limits are then defined as:

$$q_{\text{soft-min}} = m - 0.5 \cdot d \cdot \alpha, \quad (5)$$

$$q_{\text{soft-max}} = m + 0.5 \cdot d \cdot \alpha. \quad (6)$$

This soft limit computation is extended to joint velocity \dot{q} and torque τ to ensure comprehensive motion constraints.

Hyperparameter	Value
Optimizer	Adam
β_1, β_2	0.9, 0.999
Learning Rate	1×10^{-3}
Batch Size	8192
Teacher Policy	
GAE Discount factor (γ)	0.99
GAE Decay factor (γ)	0.95
Clip Parameter	0.2
Entropy Coefficient	0.01
Max Gradient Norm	1
Learning Epochs	5
Mini Batches	4
Value Loss Coefficient	1.0
Value MLP Size	[512, 256, 128]
Actor MLP Size	[768, 512, 128]
Experts	4
Diffusion Transformer \mathcal{D}_θ	
Hidden Size	1024
Number of Heads	8
Number of Layers	12
Activation	Swish [36]
Noise Distribution α	1.0
Noise Distribution β	1.5
Timestep Buckets	1000
Inference Timesteps	2
Student Policy	
MLP Layers	4 + 1 (final layer)
MLP Size	[1792, 1792, 1792, 23]

Table 8. Hyperparameters for teacher and student policy training.

Term	Value
Dynamics Randomization	
Friction	$\mathcal{U}(0.2, 1.5)$
PD gain	$\mathcal{U}(0.75, 1.25)$
Link mass (kg)	$\mathcal{U}(0.9, 1.1) \times \text{default}$
Ankle inertia ($\text{kg} \cdot \text{m}^2$)	$\mathcal{U}(0.9, 1.1) \times \text{default}$
Base CoM offset (m)	$\mathcal{U}(-0.05, 0.05)$
ERFI [5] (N·m/kg)	$0.05 \times \text{torque limit}$
Control delay (ms)	$\mathcal{U}(0, 40)$
External Perturbation	
Random push interval (s)	[5, 10]
Random push velocity (m/s)	0.5

Table 9. Domain randomization settings.

Curriculum Learning To enable effective imitation of highly dynamic motions, we introduce two complementary

curriculum learning mechanisms inspired by [47]. The first is a termination curriculum that gradually tightens tracking error tolerance, and the second is a penalty curriculum that incrementally strengthens regularization weights to foster stable and physically consistent behaviors.

We implement the termination curriculum by terminating episodes early when the humanoid’s motion deviates from the reference beyond a dynamic threshold θ . During training, this threshold is gradually reduced to increase task difficulty:

$$\theta \leftarrow \text{clip}(\theta \cdot (1 - \delta), \theta_{\min}, \theta_{\max}), \quad (7)$$

where we set the initial threshold $\theta = 1.5$, bounds $\theta_{\min} = 0.3$ and $\theta_{\max} = 2.0$, and decay rate $\delta = 2.5 \times 10^{-5}$.

For the penalty curriculum, we introduce a progressive scaling factor α to modulate regularization strength, facilitating stable early-stage learning while enforcing stricter constraints over time. The scaling factor and adjusted penalty are defined as:

$$\alpha \leftarrow \text{clip}(\alpha \cdot (1 + \delta), \alpha_{\min}, \alpha_{\max}), \quad \hat{r}_{\text{penalty}} \leftarrow \alpha \cdot r_{\text{penalty}}, \quad (8)$$

where the initial penalty scale $\alpha = 0.1$, bounds $\alpha_{\min} = 0.0$ and $\alpha_{\max} = 1.0$, and growth rate $\delta = 1.0 \times 10^{-4}$.

Adaptive Sigma We incorporate adaptive sigma into the reward function following insights from [47]. Task-alignment rewards enforce consistency across joint states, rigid body states, and foot contact masks. All terms except the foot contact consistency term adopt a bounded exponential form:

$$A = \exp\left(-\frac{x^2}{\sigma^2}\right),$$

where x denotes the tracking error and σ controls error tolerance. This formulation outperforms linear negative error terms by stabilizing training dynamics and simplifying reward weight tuning.

7. Evaluation Details

Motion Generation Metrics To evaluate the DiT’s capability in reconstructing motion latents, we decode the reconstructed motion latents via the decoder of the pretrained VAE to generate motions, which are then assessed using motion generation metrics [9, 26], including retrieval accuracy R@3, Multimodal Distance (MMDist), and Fréchet Inception Distance (FID).

- **Retrieval Accuracy (R-Precision):** This quantifies the relevance between generated motions and text descriptions in a retrieval task. It represents the proportion of text queries for which the correct motion is ranked among the top three retrieved matches, measuring the model’s recall capability across a broader ranking range while maintaining alignment with text semantics.

Type	Reward/Penalty Term	Formulation & Weight
Task Rewards	Joint position alignment	$\exp(-\ \mathbf{q}_t - \hat{\mathbf{q}}_t\ _2^2 / \sigma_{jpos}), 1.0$
	Joint velocity alignment	$\exp(-\ \dot{\mathbf{q}}_t - \hat{\dot{\mathbf{q}}}_t\ _2^2 / \sigma_{jvel}), 1.0$
	Body position matching	$\exp(-\ \mathbf{p}_t - \hat{\mathbf{p}}_t\ _2^2 / \sigma_{pos}), 1.0$
	Body rotation matching	$\exp(-\ \theta_t - \hat{\theta}_t\ _2^2 / \sigma_{rot}), 0.5$
	Body linear velocity alignment	$\exp(-\ \mathbf{v}_t - \hat{\mathbf{v}}_t\ _2^2 / \sigma_{vel}), 0.5$
	Body angular velocity alignment	$\exp(-\ \omega_t - \hat{\omega}_t\ _2^2 / \sigma_{ang}), 0.5$
	VR 3-point position matching	$\exp(-\ \mathbf{p}_{vr,t} - \hat{\mathbf{p}}_{vr,t}\ _2^2 / \sigma_{pos_vr}), 1.6$
	Foot position alignment	$\exp(-\ \mathbf{p}_{feet,t} - \hat{\mathbf{p}}_{feet,t}\ _2^2 / \sigma_{pos_feet}), 1.0$
	Max joint position error	$\exp(-\ \mathbf{q}_t - \hat{\mathbf{q}}_t\ _\infty / \sigma_{max_jpos}), 1.0$
	Contact mask consistency	$1 - \ \mathbf{c}_t - \hat{\mathbf{c}}_t\ _1 / 2, 0.5$
Regularization Penalties	Joint position limit violation	$\mathbb{I}(\mathbf{q} \notin [\mathbf{q}_{soft-min}, \mathbf{q}_{soft-max}]), -10.0$
	Joint velocity limit violation	$\mathbb{I}(\dot{\mathbf{q}} \notin [\dot{\mathbf{q}}_{soft-min}, \dot{\mathbf{q}}_{soft-max}]), -5.0$
	Joint torque limit violation	$\mathbb{I}(\tau \notin [\tau_{soft-min}, \tau_{soft-max}]), -5.0$
	Foot slippage	$\ \mathbf{v}_{feet,xy}\ _2^2 \cdot \mathbb{I}(\ \mathbf{F}_{feet}\ _2 \geq 1), -1.0$
	Foot contact force deviation	$\min(\ \mathbf{F}_{feet} - 400\ _2^2, 0), -0.01$
	Excessive foot air time	$\mathbb{I}[T_{air} > 0.3], -1.0$
	Stumble prevention	$\mathbb{I}(\ \mathbf{F}_{feet,xy}\ > 5 \cdot \mathbf{F}_{feet,z}), -2.0$
	Torque smoothness	$\ \tau\ _2^2, -10^{-6}$
	Action smoothness	$\ \mathbf{a}_t - \mathbf{a}_{t-1}\ _2^2, -0.02$
	Collision avoidance	$\mathbb{I}_{collision}, -30$
	Episode termination	$\mathbb{I}_{termination}, -200$

Table 10. Details of motion tracking reward and regularization penalty terms with corresponding weights.

- **Multimodal Distance (MMDist):** This calculates the average feature-space distance between generated motions and their corresponding text embeddings, with embeddings extracted from a pretrained retrieval model. Smaller MMDist values indicate tighter semantic alignment between text descriptions and motion outputs.
- **Fréchet Inception Distance (FID):** This assesses the quality and realism of generated motions by comparing their feature distribution to that of real motion data. FID computes the Fréchet distance between multivariate Gaussian distributions fitted to these two feature sets. Lower FID scores signify stronger distributional similarity and higher perceptual quality.

Motion Tracking Metrics For motion tracking evaluation, we adopt metrics widely used in related research [20]: Success Rate (Succ), Mean Per Joint Position Error (E_{mpjpe}), and Mean Per Keybody Position Error (E_{mpkpe}).

- **Success Rate (Succ):** Evaluates whether the humanoid robot can follow the reference motion without falling. A trial is classified as a failure if the average trajectory deviation exceeds 0.5m at any point or if the root pitch angle crosses a predefined threshold.
- **Mean Per Joint Position Error (E_{mpjpe} , rad):** Quantifies joint-level tracking accuracy by computing the average error in degree of freedom rotations between the reference and generated motions.
- **Mean Per Keybody Position Error (E_{mpkpe} , m):** Assesses keypoint tracking performance through the average positional discrepancy between reference and generated keypoint trajectories.

Sim-to-Sim Transfer Consistent with findings in Humanoid-Gym [8], MuJoCo offers more realistic dynamic simulations compared to Isaac Gym. Following standard evaluation protocols in motion tracking policy research [20], we conduct reinforcement learning training in Isaac Gym to leverage its superior computational efficiency. To assess policy robustness and generalization capability, we perform zero-shot transfer to the MuJoCo simulator. This sim-to-sim transfer functions as an intermediate validation step prior to physical humanoid robot deployment, verifying the real-world motion tracking effectiveness of our framework.

Sim-to-Real Deployment Real-world experiments are carried out on a Unitree G1 humanoid robot equipped with an onboard Jetson Orin NX module for computation and communication. The control policy processes motion tracking targets to generate target joint positions, then transmits control commands to the robot’s low-level controller at 50Hz with a communication latency ranging from 18ms to 30ms. The low-level controller operates at 500Hz to ensure stable real-time actuation. Communication between the high-level policy and low-level interface is realized through LCM [17].

8. Additional Experiments

Tracing Performance against Tracking Policy Because we are the first to realize a direct video-driven policy for action generation to control humanoid robots, and thus no direct baselines exist for comparison. To validate the tracking performance of our policy, we adopt the settings and network architectures of Exbody2 [20] and GMT [6], training these

Method	IsaacGym			MuJoCo		
	Succ \uparrow	E_{mpjpe} \downarrow	E_{mpkpe} \downarrow	Succ \uparrow	E_{mpjpe} \downarrow	E_{mpkpe} \downarrow
Nymeria						
Exbody2	0.94	0.17	0.16	0.75	0.24	0.22
GMT	0.97	0.14	0.12	0.74	0.23	0.20
Ours	0.99	0.11	0.08	0.78	0.19	0.17
Motion-X						
Exbody2	0.88	0.21	0.20	0.66	0.34	0.32
GMT	0.93	0.20	0.18	0.66	0.31	0.29
Ours	0.95	0.17	0.15	0.70	0.28	0.27

Table 11. Motion tracking performance against tracking policy in simulation on the Nymeria and Motion-X test sets.

Method	Avg Time (s) $\times 10^{-3}$
DDIM-2 sampling	5.0
DDIM-4 sampling	10.9
DDIM-6 sampling	12.9
DDIM-8 sampling	17.1
DDIM-10 sampling	18.8

Table 12. Average inference time across DDIM sampling steps.

models on our dataset. For evaluation, we first reconstruct motion latents via \mathcal{D}_θ and decode them into reference motions, which are then fed into the student policy to generate actions. As shown in Table 11, our method achieves superior tracking performance. This advantage stems primarily from the strong probabilistic modeling capability of diffusion models, coupled with the fact that our pipeline does not require imitating explicit motions. This design mitigates the issue where suboptimal generated motions would limit the policy to producing similarly low-quality imitations.

Denoising Steps in Student Policy We evaluate DDIM sampling across varying denoising step counts, quantifying the average time per action step. Table 12 demonstrates that increasing denoising steps induces proportional latency growth, which is a critical consideration for real-world humanoid robot deployment, as excessive latency directly degrades motion execution quality and system reliability.

Noise Schedule Strategies in Student Policy We compare three sampling strategies: deterministic DDIM with $\eta = 0$, semi-stochastic DDIM with $\eta = 0.5$, and stochastic DDPM. As presented in Table 13, deterministic DDIM achieves the highest success rate and lowest latency. In contrast, stochastic strategies both degrade performance and increase latency.

Optimization Objective in Student Policy We conduct ablation experiments on two supervision targets for the diffusion policy: ϵ -prediction and x_0 -prediction. As illustrated in

Sampling Strategy	Denoising Steps	Success Rate (%)	Latency (s $\times 10^{-3}$)
Nymeria			
DDIM $\eta = 0$	2	99.0	5.0
DDIM $\eta = 0.5$	2	93.0	5.0
DDPM Stochastic	2	74.0	7.9
Motion-X			
DDIM $\eta = 0$	2	95.0	5.3
DDIM $\eta = 0.5$	2	89.0	5.3
DDPM Stochastic	2	65.0	7.9

Table 13. Fine-grained ablation study on sampling strategies.

Method	IsaacGym			MuJoCo		
	Succ \uparrow	E_{mpjpe} \downarrow	E_{mpkpe} \downarrow	Succ \uparrow	E_{mpjpe} \downarrow	E_{mpkpe} \downarrow
ϵ -prediction	0.69	0.57	0.53	0.46	0.64	0.61
x_0 -prediction	0.95	0.17	0.15	0.70	0.28	0.27

Table 14. Tracking performance across optimization objectives on the Motion-X dataset.

Methods	Nymeria			Motion-X		
	R@3 (%) \uparrow	FID \downarrow	MM-Dist \downarrow	R@3 (%) \uparrow	FID \downarrow	MM-Dist \downarrow
ϵ -prediction	56.3	53.42	20.37	72.31	20.19	8.81
x_0 -prediction	60.2	48.78	19.44	75.81	20.25	8.54
Ours	64.6	42.42	16.97	77.66	19.53	8.17

Table 15. Motion generation performance against DDPM x_0 -prediction and ϵ -prediction on the Nymeria and Motion-X test sets.

Table 14, x_0 -prediction yields significantly superior tracking performance relative to ϵ -prediction.

Optimization Objective in Motion Reconstruction Model

We conduct ablation experiment on the motion latent reconstruction model, evaluating the motion generation quality metrics of DDPM [15] and DiT when trained with objectives x_0 -prediction and ϵ -prediction, respectively. The results are presented in Table 15.

9. Qualitative Results

Retargeting Method When training the teacher oracle policy, we explored various retargeting methods, including Mink [51], PHC [31], and GMR [1]. While GMR exhibits strong performance in preventing motion penetration, it introduces abrupt motion transitions and retargeting-induced distortions on our dataset as illustrated in Figure 5. Consequently, we ultimately adopt PHC as the retargeting method for subsequent experiments. The related video can be found in the supplementary material.

Simulation To validate the superiority of the diffusion policy for conditional control tasks, we visualize two simulation cases. As presented in the upper segment of Figure 6, the




Figure 5. Qualitative results of PHC and GMR retargeting.

MLP policy demonstrates subpar tracking performance and the falling situation. By contrast, the diffusion policy attains enhanced tracking outcomes through its improved robustness and distribution modeling capacity.

Motion Generation As shown in Figure 7, we further present visualization results of generated motions decoded from motion latents reconstructed by the DiT \mathcal{D}_θ via the pretrained VAE decoder.

Real-World We present real-world deployment for ego-centric video-to-locomotion and third-person video-to-locomotion tasks, as shown in Figures 8, 9, and 10. A supplementary video showcasing real-robot deployments is provided in the supplementary material.

References

- [1] Joao Pedro Araujo, Yanjie Ze, Pei Xu, Jiajun Wu, and C Karen Liu. Retargeting matters: General motion retargeting for humanoid motion tracking. *arXiv preprint arXiv:2510.02252*, 2025. 5
- [2] Jinze Bai, Shuai Bai, Shusheng Yang, Shijie Wang, Sinan Tan, Peng Wang, Junyang Lin, Chang Zhou, and Jingren Zhou. Qwen-vl: A versatile vision-language model for understanding, localization, text reading, and beyond. *arXiv preprint arXiv:2308.12966*, 2023. 2
- [3] Shuai Bai, Keqin Chen, Xuejing Liu, Jialin Wang, Wenbin Ge, Sibao Song, Kai Dang, Peng Wang, Shijie Wang, Jun Tang, Humen Zhong, Yanzhi Zhu, Mingkun Yang, Zhaohai Li, Jianqiang Wan, Pengfei Wang, Wei Ding, Zheren Fu, Yiheng Xu, Jiabo Ye, Xi Zhang, Tianbao Xie, Zesen Cheng, Hang Zhang, Zhibo Yang, Haiyang Xu, and Junyang Lin. Qwen2.5-vl technical report. *arXiv preprint arXiv:2502.13923*, 2025. 2, 4
- [4] Johan Bjorck, Fernando Castañeda, Nikita Cherniadev, Xingye Da, Runyu Ding, Linxi Fan, Yu Fang, Dieter Fox, Fengyuan Hu, Spencer Huang, et al. Gr00t n1: An open foundation model for generalist humanoid robots. *arXiv preprint arXiv:2503.14734*, 2025. 4
- [5] Luigi Campanaro, Siddhant Gangapurwala, Wolfgang Merkt, and Ioannis Havoutis. Learning and deploying robust locomotion policies with minimal dynamics randomization. In *6th Annual Learning for Dynamics & Control Conference*, pages 578–590. PMLR, 2024. 3
- [6] Zixuan Chen, Mazeyu Ji, Xuxin Cheng, Xuanbin Peng, Xue Bin Peng, and Xiaolong Wang. Gmt: General motion tracking for humanoid whole-body control. *arXiv preprint arXiv:2506.14770*, 2025. 3, 4
- [7] Hartmut Geyer, Andre Seyfarth, and Reinhard Blickhan. Positive force feedback in bouncing gaits? *Proceedings of the Royal Society of London. Series B: Biological Sciences*, 270 (1529):2173–2183, 2003. 2
- [8] Xinyang Gu, Yen-Jen Wang, and Jianyu Chen. Humanoid-gym: Reinforcement learning for humanoid robot with zero-shot sim2real transfer. *arXiv preprint arXiv:2404.05695*, 2024. 4
- [9] Chuan Guo, Xinxin Zuo, Sen Wang, and Li Cheng. Tm2t: Stochastic and tokenized modeling for the reciprocal generation of 3d human motions and texts. In *European Conference on Computer Vision*, pages 580–597. Springer, 2022. 3
- [10] Chuan Guo, Yuxuan Mu, Muhammad Gohar Javed, Sen Wang, and Li Cheng. Momask: Generative masked modeling of 3d human motions. In *Proceedings of the IEEE/CVF Conference on Computer Vision and Pattern Recognition*, pages 1900–1910, 2024. 2
- [11] Jinrui Han, Weiji Xie, Jiakun Zheng, Jiyuan Shi, Weinan Zhang, Ting Xiao, and Chenjia Bai. Kungfubot2: Learning versatile motion skills for humanoid whole-body control. *arXiv preprint arXiv:2509.16638*, 2025. 3
- [12] Tairan He, Zhengyi Luo, Xialin He, Wenli Xiao, Chong Zhang, Weinan Zhang, Kris Kitani, Changliu Liu, and Guanya Shi. Omnih2o: Universal and dexterous human-to-humanoid whole-body teleoperation and learning. *arXiv preprint arXiv:2406.08858*, 2024. 2, 3, 6
- [13] Tairan He, Jiawei Gao, Wenli Xiao, Yuanhang Zhang, Zi Wang, Jiashun Wang, Zhengyi Luo, Guanqi He, Nikhil Sobanbab, Chaoyi Pan, et al. Asap: Aligning simulation and real-world physics for learning agile humanoid whole-body skills. *arXiv preprint arXiv:2502.01143*, 2025. 2, 3
- [14] Xialin He, Runpei Dong, Zixuan Chen, and Saurabh Gupta. Learning getting-up policies for real-world humanoid robots. *arXiv preprint arXiv:2502.12152*, 2025. 3
- [15] Jonathan Ho, Ajay Jain, and Pieter Abbeel. Denoising diffusion probabilistic models. *Advances in neural information processing systems*, 33:6840–6851, 2020. 5
- [16] Edward J Hu, Yelong Shen, Phillip Wallis, Zeyuan Allen-Zhu, Yanzhi Li, Shean Wang, Lu Wang, Weizhu Chen, et al. Lora: Low-rank adaptation of large language models. *ICLR*, 1(2):3, 2022. 6




Figure 6. Qualitative results in the MuJoCo. The upper half presents the tracking performance of the MLP policy and the diffusion policy conditioned on the egocentric videos; the lower half demonstrates that conditioned on the third-person videos.

- [17] Albert S Huang, Edwin Olson, and David C Moore. Lcm: Lightweight communications and marshalling. In *2010 IEEE/RSJ International Conference on Intelligent Robots and Systems*, pages 4057–4062. IEEE, 2010. 4
- [18] Tao Huang, Junli Ren, Huayi Wang, Zirui Wang, Qingwei Ben, Muning Wen, Xiao Chen, Jianan Li, and Jiangmiao Pang. Learning humanoid standing-up control across diverse postures. *arXiv preprint arXiv:2502.08378*, 2025. 3
- [19] Xun Huang and Serge Belongie. Arbitrary style transfer in real-time with adaptive instance normalization. In *Proceedings of the IEEE international conference on computer vision*, pages 1501–1510, 2017. 6, 1
- [20] Mazeyu Ji, Xuanbin Peng, Fangchen Liu, Jialong Li, Ge Yang, Xuxin Cheng, and Xiaolong Wang. Exbody2: Advanced expressive humanoid whole-body control. *arXiv preprint arXiv:2412.13196*, 2024. 3, 5, 2, 4
- [21] Diederik P Kingma and Max Welling. Auto-encoding variational bayes. *arXiv preprint arXiv:1312.6114*, 2013. 4
- [22] Yitang Li, Yuanhang Zhang, Wenli Xiao, Chaoyi Pan, Haoyang Weng, Guanqi He, Tairan He, and Guanya Shi. Hold my beer: Learning gentle humanoid locomotion and end-effector stabilization control. In *RSS 2025 Workshop on Whole-body Control and Bimanual Manipulation: Applications in Humanoids and Beyond*. 3
- [23] Yixuan Li, Yutang Lin, Jieming Cui, Tengyu Liu, Wei Liang, Yixin Zhu, and Siyuan Huang. Clone: Closed-loop whole-body humanoid teleoperation for long-horizon tasks. *arXiv preprint arXiv:2506.08931*, 2025. 3
- [24] Zhongyu Li, Xue Bin Peng, Pieter Abbeel, Sergey Levine, Glen Berseth, and Koushil Sreenath. Robust and versatile bipedal jumping control through reinforcement learning. *arXiv preprint arXiv:2302.09450*, 2023. 3
- [25] Zhe Li, Yisheng He, Lei Zhong, Weichao Shen, Qi Zuo, Lingteng Qiu, Zilong Dong, Laurence Tianruo Yang, and Weihao Yuan. Mulsmo: Multimodal stylized motion generation by bidirectional control flow. *arXiv preprint arXiv:2412.09901*, 2024. 2
- [26] Zhe Li, Weihao Yuan, Yisheng He, Lingteng Qiu, Shenhao Zhu, Xiaodong Gu, Weichao Shen, Yuan Dong, Zilong Dong, and Laurence T Yang. Lamp: Language-motion pretraining for motion generation, retrieval, and captioning. *arXiv preprint arXiv:2410.07093*, 2024. 2, 3

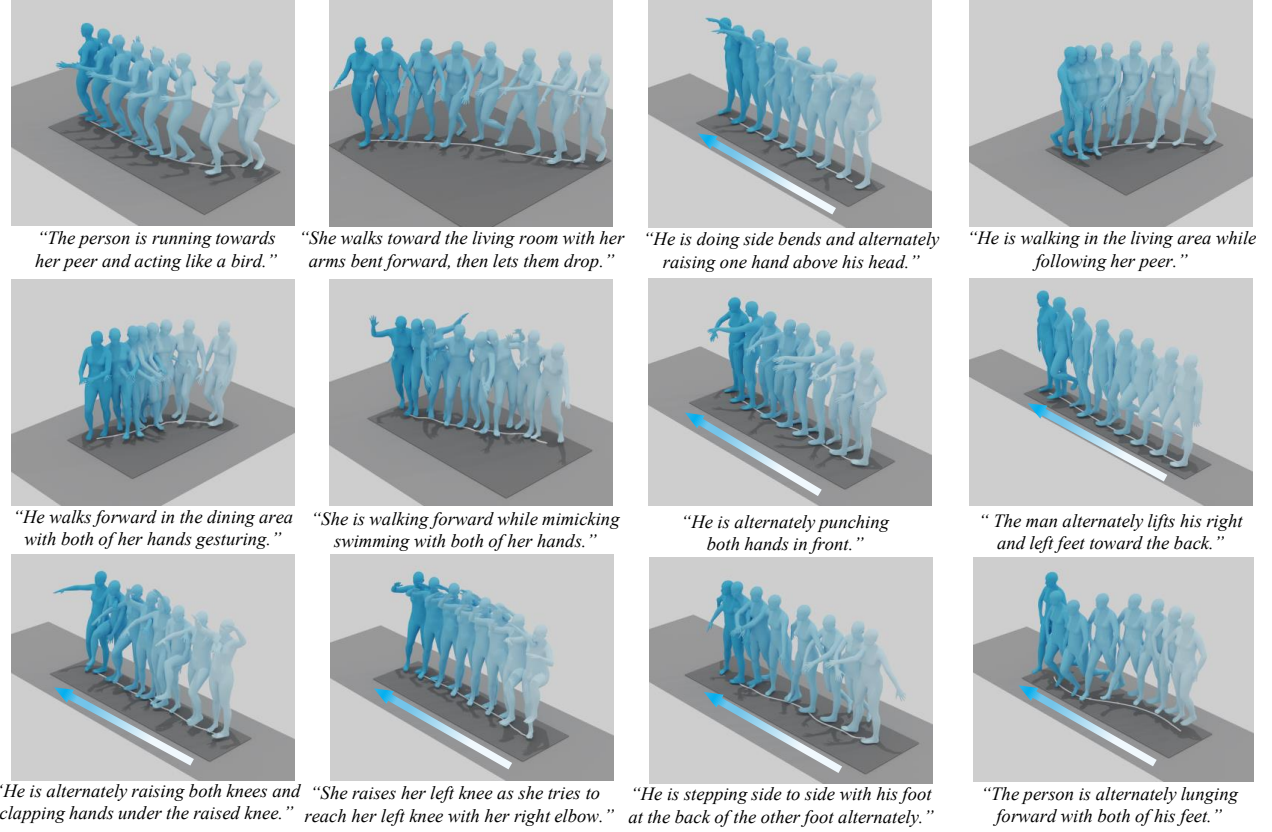


Figure 7. Qualitative results of generated motions.

- [27] Zhe Li, Cheng Chi, Yangyang Wei, Boan Zhu, Yibo Peng, Tao Huang, Pengwei Wang, Zhongyuan Wang, Shanghang Zhang, and Chang Xu. From language to locomotion: Retargeting-free humanoid control via motion latent guidance. *arXiv preprint arXiv:2510.14952*, 2025. 3, 5
- [28] Zhe Li, Weihao Yuan, Weichao Shen, Siyu Zhu, Zilong Dong, and Chang Xu. Omnimotion: Multimodal motion generation with continuous masked autoregression. *arXiv preprint arXiv:2510.14954*, 2025. 2
- [29] Qiayuan Liao, Takara E Truong, Xiaoyu Huang, Guy Tevet, Koushil Sreenath, and C Karen Liu. Beyondmimic: From motion tracking to versatile humanoid control via guided diffusion. *arXiv preprint arXiv:2508.08241*, 2025. 3
- [30] Jing Lin, Ailing Zeng, Shunlin Lu, Yuanhao Cai, Ruimao Zhang, Haoqian Wang, and Lei Zhang. Motion-x: A large-scale 3d expressive whole-body human motion dataset. *Advances in Neural Information Processing Systems*, 2023. 6
- [31] Zhengyi Luo, Jinkun Cao, Alexander W. Winkler, Kris Kitani, and Weipeng Xu. Perpetual humanoid control for real-time simulated avatars. In *International Conference on Computer Vision (ICCV)*, 2023. 5
- [32] Lingni Ma, Yuting Ye, Fangzhou Hong, Vladimir Guзов, Yifeng Jiang, Rowan Postyneni, Luis Pesqueira, Alexander Gamino, Vijay Baiyya, Hyo Jin Kim, et al. Nymeria: A massive collection of multimodal egocentric daily motion in the wild. In *European Conference on Computer Vision*, pages 445–465. Springer, 2024. 2, 6
- [33] Xue Bin Peng, Pieter Abbeel, Sergey Levine, and Michiel Van de Panne. Deepmimic: Example-guided deep reinforcement learning of physics-based character skills. *ACM Transactions On Graphics (TOG)*, 37(4):1–14, 2018. 3, 2
- [34] Xue Bin Peng, Ze Ma, Pieter Abbeel, Sergey Levine, and Angjoo Kanazawa. Amp: Adversarial motion priors for stylized physics-based character control. *ACM Transactions on Graphics (ToG)*, 40(4):1–20, 2021. 3
- [35] Liangdong Qiu, Chengxing Yu, Yanran Li, Zhao Wang, Haibin Huang, Chongyang Ma, Di Zhang, Pengfei Wan, and Xiaoguang Han. Vimo: Generating motions from casual videos. *arXiv preprint arXiv:2408.06614*, 2024. 6
- [36] Prajit Ramachandran, Barret Zoph, and Quoc V Le. Searching for activation functions. *arXiv preprint arXiv:1710.05941*, 2017. 3
- [37] John Schulman, Filip Wolski, Prafulla Dhariwal, Alec Radford, and Oleg Klimov. Proximal policy optimization algorithms. *arXiv preprint arXiv:1707.06347*, 2017. 5, 1
- [38] Agon Serifi, Ruben Grandia, Espen Knoop, Markus Gross, and Moritz Bäcker. Robot motion diffusion model: Motion generation for robotic characters. In *SIGGRAPH asia 2024 conference papers*, pages 1–9, 2024. 2
- [39] Yiyang Shao, Xiaoyu Huang, Bike Zhang, Qiayuan Liao, Yuman Gao, Yufeng Chi, Zhongyu Li, Sophia Shao, and

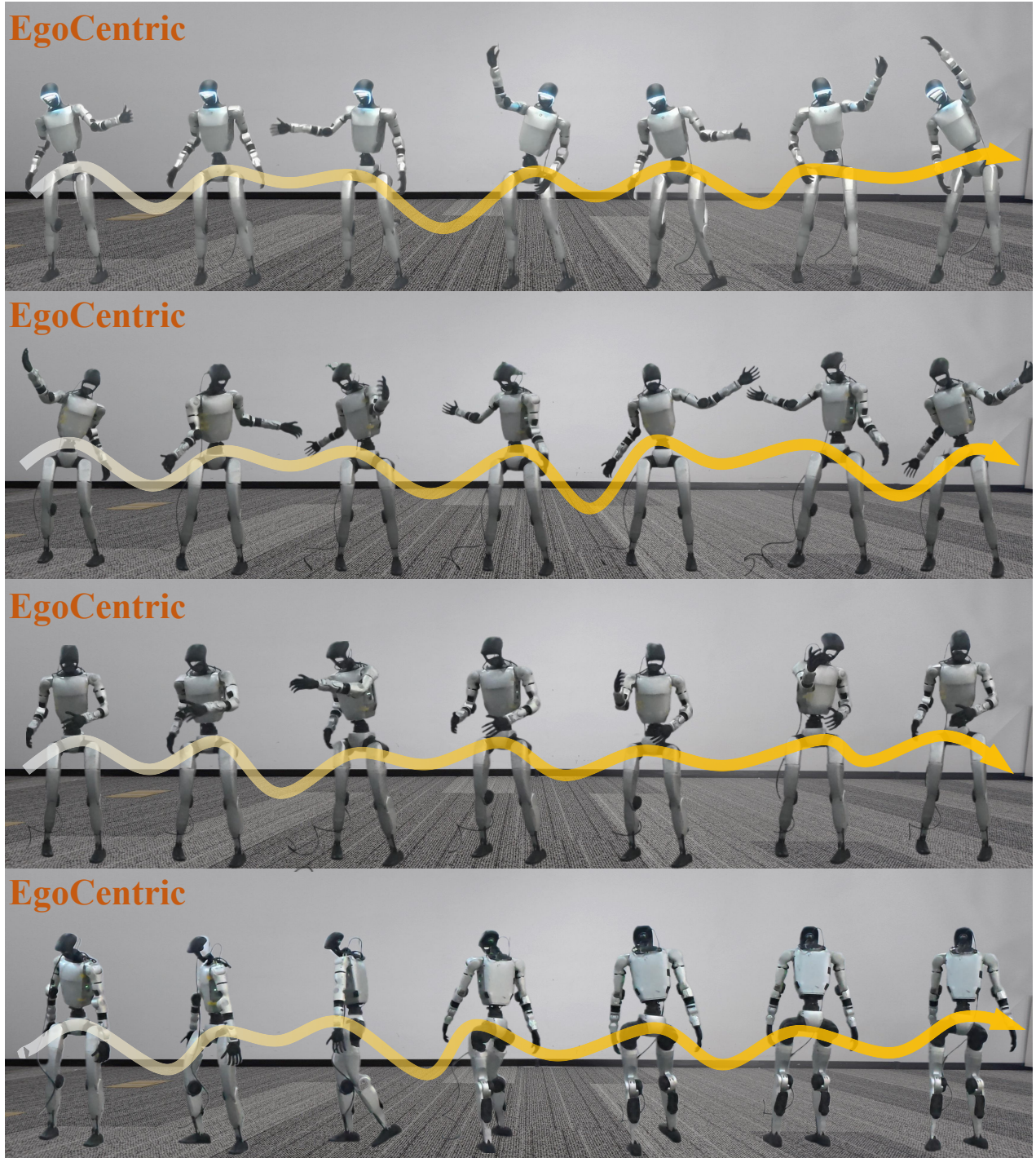


Figure 8. Real-world video-to-locomotion.

Koushil Sreenath. Langwbc: Language-directed humanoid whole-body control via end-to-end learning. *arXiv preprint arXiv:2504.21738*, 2025. 2, 3

- [40] Jiaming Song, Chenlin Meng, and Stefano Ermon. Denoising diffusion implicit models. *arXiv preprint arXiv:2010.02502*, 2020. 5

- [41] Koushil Sreenath, Hae-Won Park, Ioannis Poulakakis, and Jessy W Grizzle. A compliant hybrid zero dynamics controller for stable, efficient and fast bipedal walking on mabel. *The International Journal of Robotics Research*, 30(9):1170–1193, 2011. 2

- [42] Zhi Su, Bike Zhang, Nima Rahmanian, Yuman Gao, Qiayuan

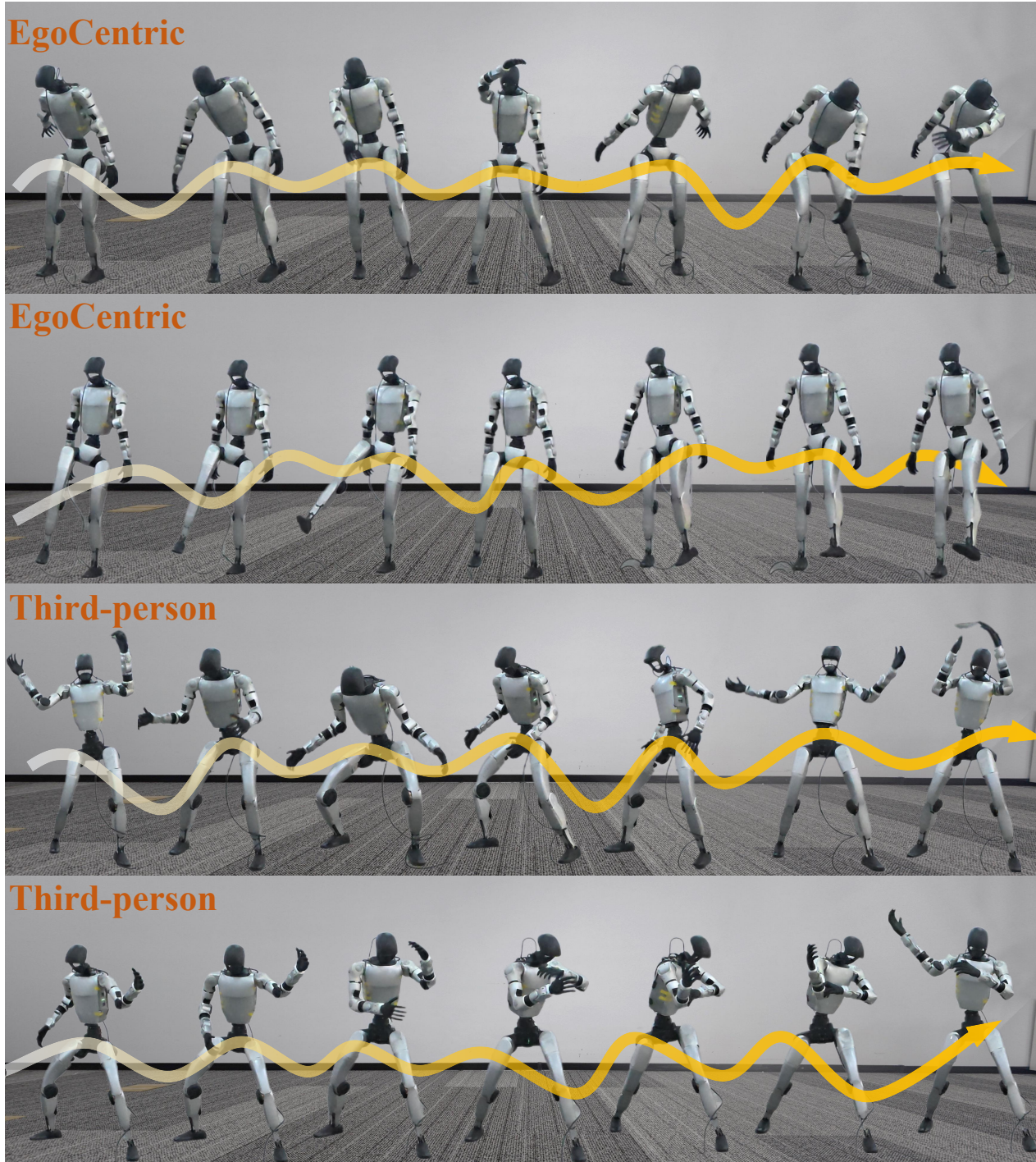


Figure 9. Real-world video-to-locomotion.

Liao, Caitlin Regan, Koushil Sreenath, and S Shankar Sastry. Hitter: A humanoid table tennis robot via hierarchical planning and learning. *arXiv preprint arXiv:2508.21043*, 2025. 3

[43] Huayi Wang, Zirui Wang, Junli Ren, Qingwei Ben, Tao Huang, Weinan Zhang, and Jiangmiao Pang. Beamdojo:

Learning agile humanoid locomotion on sparse footholds. *arXiv preprint arXiv:2502.10363*, 2025. 3

[44] Peng Wang, Shuai Bai, Sinan Tan, Shijie Wang, Zhihao Fan, Jinze Bai, Keqin Chen, Xuejing Liu, Jialin Wang, Wenbin Ge, Yang Fan, Kai Dang, Mengfei Du, Xuancheng Ren, Rui Men, Dayiheng Liu, Chang Zhou, Jingren Zhou, and Junyang Lin.

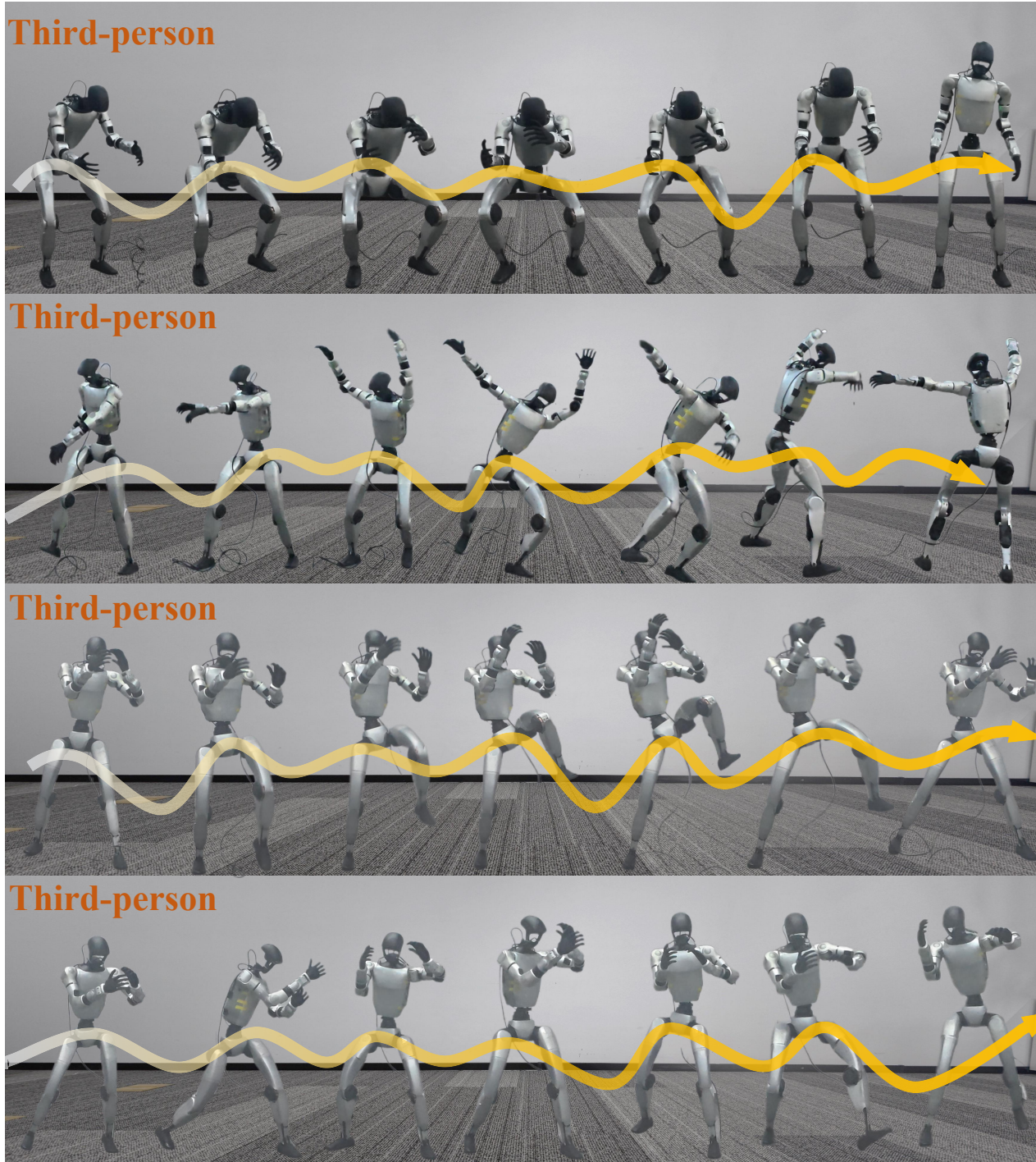


Figure 10. Real-world video-to-locomotion.

Qwen2-vl: Enhancing vision-language model’s perception of the world at any resolution. *arXiv preprint arXiv:2409.12191*, 2024. 2

- [45] Yuxuan Wang, Ming Yang, Ziluo Ding, Yu Zhang, Weishuai Zeng, Xinrun Xu, Haobin Jiang, and Zongqing Lu. From experts to a generalist: Toward general whole-body control

for humanoid robots. *arXiv preprint arXiv:2506.12779*, 2025. 3

- [46] Haoyang Weng, Yitang Li, Nikhil Sobanbabu, Zihan Wang, Zhengyi Luo, Tairan He, Deva Ramanan, and Guanya Shi. Hdmi: Learning interactive humanoid whole-body control from human videos. *arXiv preprint arXiv:2509.16757*, 2025.

- [47] Weiji Xie, Jinrui Han, Jiakun Zheng, Huanyu Li, Xinzhe Liu, Jiyuan Shi, Weinan Zhang, Chenjia Bai, and Xue-long Li. Kungfubot: Physics-based humanoid whole-body control for learning highly-dynamic skills. *arXiv preprint arXiv:2506.12851*, 2025. 2, 3, 1
- [48] Haoru Xue, Xiaoyu Huang, Dantong Niu, Qiayuan Liao, Thomas Kragerud, Jan Tommy Gravdahl, Xue Bin Peng, Guanya Shi, Trevor Darrell, Koushil Sreenath, and Shankar Sastry. Leverb: Humanoid whole-body control with latent vision-language instruction, 2025. 3
- [49] Kangning Yin, Weishuai Zeng, Ke Fan, Minyue Dai, Zirui Wang, Qiang Zhang, Zheng Tian, Jingbo Wang, Jiangmiao Pang, and Weinan Zhang. Unitracker: Learning universal whole-body motion tracker for humanoid robots. *arXiv preprint arXiv:2507.07356*, 2025. 3
- [50] Junpeng Yue, Zepeng Wang, Yuxuan Wang, Weishuai Zeng, Jiangxing Wang, Xinrun Xu, Yu Zhang, Sipeng Zheng, Ziluo Ding, and Zongqing Lu. RL from physical feedback: Aligning large motion models with humanoid control. *arXiv preprint arXiv:2506.12769*, 2025. 2, 3
- [51] Kevin Zakka. Mink: Python inverse kinematics based on MuJoCo, 2025. 5
- [52] Yanjie Ze, Zixuan Chen, Joao Pedro Araújo, Zi-ang Cao, Xue Bin Peng, Jiajun Wu, and C Karen Liu. Twist: Tele-operated whole-body imitation system. *arXiv preprint arXiv:2505.02833*, 2025. 3
- [53] Tong Zhang, Boyuan Zheng, Ruiqian Nai, Yingdong Hu, Yen-Jen Wang, Geng Chen, Fanqi Lin, Jiongye Li, Chuye Hong, Koushil Sreenath, et al. Hub: Learning extreme humanoid balance. *arXiv preprint arXiv:2505.07294*, 2025. 3
- [54] Yuanhang Zhang, Yifu Yuan, Prajwal Gurunath, Tairan He, Shayegan Omidshafiei, Ali-akbar Agha-mohammadi, Marcell Vazquez-Chanlatte, Liam Pedersen, and Guanya Shi. Falcon: Learning force-adaptive humanoid loco-manipulation. *arXiv preprint arXiv:2505.06776*, 2025. 3