

MultiAtomLiouvilleEquationGenerator: A Mathematica package for Liouville superoperators and master equations of multilevel atomic systems

Pablo Yanes-Thomas^{1*}, Rocío Jáuregui-Renaud¹, Santiago F. Caballero-Benítez³, Daniel Sahagún Sánchez¹, Alejandro Kunold^{2†}

¹ Departamento de Física Cuántica y Fotónica, Instituto de Física, Universidad Nacional Autónoma de México, Ciudad de México 04510, México

² Área de Física Teórica y Materia Condensada, Universidad Autónoma Metropolitana Azcapotzalco, Av. San Pablo 180, Col. Reynosa-Tamaulipas, 02200 Ciudad de México, México

³ Departamento de Física Cuántica y Fotónica, Instituto de Física, LSCSC-LANMAC, Universidad Nacional Autónoma de México, Ciudad de México 04510, México

★ akb@azc.uam.mx, † astralrequiem@gmail.com

Abstract

MulAtoLEG (Multi-Atom Liouville Equation Generator) is an open-source Mathematica package for generating Liouville superoperators and Liouville equations, specialized for multilevel atomic systems comprising an arbitrary number of atoms. This scheme is based on an extension to multilevel atomic systems, originally developed by Lehmberg [R. H. Lehmberg, Phys. Rev. A 2, 883 (1970)] as an adjoint master equation for ensembles of two-level emitters and later reformulated by Genes [M. Reitz, C. Sommer and C. Genes, PRX Quantum 3, 010201 (2022)] as a master equation. The package facilitates the generation of equations for complex transition configurations in alkali atoms. Although primarily designed for atomic systems, it can also generate the master and adjoint master equations for general Hamiltonians and Lindbladians. In addition, it includes functionalities to construct the differential equations in the dressed-state basis, where, in many cases, the non-unitary evolution operator can be determined explicitly. To maximize computational efficiency, the package leverages Mathematica's vectorization and sparse linear algebra capabilities. Since MulAtoLEG produces exact equations without approximations, the feasible system size is naturally limited by the available computational resources.

1

Contents

3	1 Introduction	2
4	2 Model	4
5	3 The general master and adjoint master equations	11
6	4 Solution of the master and the adjoint master equations	12
7	5 Rotating frame	15
8	6 Far field	17

9	7 Design principles	17
10	8 Installation and usage	20
11	9 Comparison with existing packages	20
12	10 Conclusion	20
13	A Examples	21
14	A.1 A single two-level atom	22
15	A.2 Two two-level atoms	26
16	A.3 Five two-level atoms	32
17	A.4 Optical pumping	39
18	A.5 Superradiance	43
19	A.6 The dressed state evolution operator	47
20	A.7 Time evolution of transmons	49
21	References	52

1 Introduction

Atoms and molecules naturally interact with electromagnetic fields whose sources have been available for about half a century. The technological improvements of these sources allowed experimental access to the atoms internal and external degrees of freedom by manipulating their electronic configuration. As a result, during the last couple of decades, atomic physics yielded benchmarking research that provided the foundations of a new era in which quantum states can be prepared in laboratories worldwide. The scientific and technological relevance of these advances was recognised by recurrently awarding the Nobel price in physics to the research area since the late 90s¹.

When an atom is excited the change in its electronic structure generates an electric dipole. Dipole-dipole interactions in an ensemble of atoms coupled to near-resonance electromagnetic fields give rise to cooperative, quantum interference phenomena such as superradiance, subradiance and frequency shifts [1–3]. Such interactions become dominant when the characteristic distances of the system are comparable with the wavelength of the interacting fields. These distances have become more controllable throughout the years. In systems made of hot, cold or ultracold dilute gases the atomic position is not controllable. In most of the research carried out with such systems their characteristic distances have kept long compared the interacting wavelength. Keeping the regime where cooperative effects are dominant practically unexplored.

Newer techniques, namely optical tweezers and lattices, are precise enough to individually manipulate from one to a couple of thousands of atoms at the time [4, 5]. They therefore, opened many experimental possibilities that have been increasing in complexity as technology advances. For example, in a seminal experiment Darquie *et al.* (2005) were able to control single-photon emission from single two-level atoms held in a tight optical tweezer [6]; in 2022

¹1997: Chu, Cohen-Tanoudji, Phillips; 2001: Cornell, Ketterle, Wieman; 2005: Hall, Hänsch-, Glauber; 2012: Haroche, Wineland; 2018: Ashkin, Mourou, Strickland; 2022: Aspect, Clauser, Zeilinger; 2023: Agostini, Krausz, L’Huillier.

emissions of Greenberger–Horne–Zeiling (GHZ) single photons were induced through four-wave mixing (FWM) in single atoms confined in an optical lattice inside high-finesse cavity [7]. Both, the atom-light interfaces became technically more sophisticated and the amount optical frequencies simultaneously interacting with atoms increased.

With the current technology it is possible to control the atomic position precisely enough to observe cooperative effects. Lamb shifts have been observed in nano-spectroscopy cells with atom-number densities much less than one inside the volume of interaction with light [8]. The fundamental dipole-dipole interaction has been observed and characterized for two Rydberg atoms held by optical tweezers [9, 10]. With the current control of atom positioning it is possible to create two 2D and 3D dimensional atomic, or molecular, arrays with up to 2024 sites whose positions are dynamically controllable [11, 12].

Atomic systems remain as one of the pillars supporting the roadmap of quantum technologies [13]. In 2000 a seminal, theoretical work pointed towards atoms and coherent light as a plausible platform for entanglement distribution as required for quantum telecommunications [14]. It was followed by the first proposal of a quantum repeater, also based in atomic ensembles [15]. The later triggered research over a span of directions in the search of matching the requirements from photon pair sources and quantum memories [16]. Arrays of single atoms seem to be the dark horse of quantum computing and simulation with noble protocols based on optical tweezers and lattices, and manipulation of Rydberg states therein [17, 18]. Atoms of the same element are identical. Therefore all mentioned experimental techniques deliver data with an extremely high reproducibility. Making these systems ideal for quantum control, which is dedicated to optimize state preparation through electromagnetic fields [19].

As complexity increases in the description needed for the development of quantum technology, the paradigm beyond unitary dynamics needs to be considered. There are useful formulations to solve time dependent unitary protocols, i.e. Wei-Norman methods [20–22] usually applied to quantum optics problems for idealized quantum systems and few degrees of freedom. However, as one delves in the many-body problem more general tools are needed, specially when dealing with the problem of dissipation in realistic quantum systems for quantum technology. Therefore, one needs to consider the open system dynamics and the many-body problem together. In the typical scenario of quantum open systems [23, 24], for few body problems, requires in essence the verification of predictions that go beyond analytical methods and requires efficient computational tools. Exploring further as the quantum system grows in complexity motivates the use of efficient computational methods to develop new effective theories, develop optimized approximation schemes and possibly propose new means of simulation with computationally reasonable resources both in execution time and the classical representation of the Hilbert space of the problem, as this presents a memory bottleneck.

While the relevance of atomic systems continues to expand to a wider range of quantum technologies, their theoretical description has simultaneously become more intricate and computationally demanding. Modern quantum technologies frequently rely on multilevel atomic systems which feature complex interactions, including multiple decay channels and driving by several coherent fields. These characteristics make them ideal candidates for the open quantum systems approach. However, even for systems consisting of just a few atoms with a modest number of internal levels, the construction of the necessary mathematical tools—specifically, Hamiltonians, jump operators, and, most importantly, the master equation—becomes a challenging and time-consuming task. This rising complexity has motivated us to create computational tools to systematically generate the master equations that govern the dynamics of atomic and other relevant quantum systems.

In this paper, we introduce the [MultiAtomLiouvilleEquationGenerator \(MulAttoLEG\)](#). [MulAttoLEG](#) is a Mathematica [25] package designed to obtain the exact master and adjoint master equations for multilevel atomic systems with an arbitrary number of atoms, based on an

extension to multilevel atoms of the adjoint master equation for two-level multi-atom systems originally derived by Lehmberg [26] and on the master equation formulated by Genes [27]. Even though the extended Lehmberg model has appeared in previous works [28], for clarity and completeness we present here a thorough and rigorous exposition that elucidates its foundations and extends its range of applicability.

The package includes functionalities that simplify the generation of equations for complex transition configurations in alkali atoms. Although **MulAttoLEG** is primarily aimed at atomic systems, it is also capable of generating master and adjoint master equations for arbitrary Hamiltonians and Lindbladians. Additionally, it provides tools to construct differential equations in the dressed-state basis, which, in many cases, allow one to compute the non-unitary evolution operator explicitly. The design philosophy of **MulAttoLEG** is to exploit Mathematica’s vectorization and sparse linear algebra capabilities to optimize the use of computational resources. Since the package produces full equations without approximations, the achievable system size is, in practice, limited by the available computational resources.

The paper is organized as follows. In Section 2, we develop an extension of the adjoint master equation originally derived by Lehmberg [1, 26] to the case of multilevel atoms. The corresponding master equation is also derived. In Section 3, we present the most general form of the master and adjoint master equations to be solved with **MulAttoLEG**. The method used to vectorize these equations into the Liouville space through a matrix-basis decomposition is described in Section 4. Section 5 is devoted to the rotating-frame quantum state basis and the corresponding unitary transformations in both the standard and Liouville spaces. These transformations remove the time dependence from the Liouville equations, yielding the explicit form of the evolution operator. The expressions for the far-field emission are obtained in Section 6. The design principles of **MulAttoLEG** are explained in Section 7. Section 9 is dedicated to comparing **MulAttoLEG** with other similar Python and Mathematica packages. Finally, seven examples illustrating most of the **MulAttoLEG** functions are presented in Section A, and conclusions are given in Section 10.

2 Model

Building on the adjoint master equation originally derived by Lehmberg [1, 26] and subsequently reformulated in the density-matrix picture by Genes [29], we extend the formalism to systems of multilevel emitters.

We analyze an ensemble of n_a identical, non-overlapping emitters interacting with an external light source and with each other through dipole-dipole electromagnetic coupling. The emitters either have fixed positions $\mathbf{r}_1, \mathbf{r}_2, \dots, \mathbf{r}_{n_a}$ or move slowly enough that no appreciable changes are observed in their quantum levels. Each emitter is assumed to have n_l levels with energies $\varepsilon_1, \varepsilon_2, \dots, \varepsilon_{n_l}$. The standard lowering operators $\sigma_{i,\alpha}$ mediate the transitions between the energy levels of the α -th emitter. The index i runs over all available transitions between ordered pairs of energy levels, taking the form $i = \{i_1, i_2\}$.

The lowering atomic operator, associated to the transition energy $\Delta_i = \varepsilon_{i_2} - \varepsilon_{i_1}$, may be defined as

$$\sigma_{i,\alpha} = |i_1\rangle_{\alpha} \langle i_2|. \quad (1)$$

The assumption of no atomic overlap implies that

$$[\sigma_{i,\alpha}, \sigma_{j,\beta}] = [\sigma_{i,\alpha}^\dagger, \sigma_{j,\beta}] = [\sigma_{i,\alpha}^\dagger, \sigma_{j,\beta}^\dagger] = 0 \quad (2)$$

if $\alpha \neq \beta$.

The electromagnetic vacuum

$$\mathbf{E}(\mathbf{r}) = \mathbf{E}^+(\mathbf{r}) + \mathbf{E}^-(\mathbf{r}), \quad (3)$$

is modeled, as usual, through a plane wave expansion of the positive-frequency part of the quantized field operator

$$\mathbf{E}^+(\mathbf{r}) = \sum_{q,\epsilon} \mathcal{E}_{q,\epsilon} \mathbf{e}_{q,\epsilon} e^{i\mathbf{k}_q \cdot \mathbf{r}} a_{q,\epsilon}, \quad (4)$$

with the negative-frequency part given by $\mathbf{E}^-(\mathbf{r}) = [\mathbf{E}^+(\mathbf{r})]^\dagger$, where $\mathcal{E}_{q,\epsilon} = \sqrt{\hbar\omega_q/2\epsilon_0 V}$ and V is the quantization volume. The plane waves are characterized by an angular frequency ω_q , a wave vector \mathbf{k} and the orthogonal polarization unit vectors $\mathbf{e}_{q,\epsilon}^*$ where ϵ labels the two orthogonal polarization directions. The annihilation and creation operators, $a_{q,\epsilon}$ and $a_{q,\epsilon}^\dagger$ respectively, follow the standard commutation relation $[a_{q,\epsilon}, a_{q',\epsilon'}^\dagger] = \delta_{q,q'} \delta_{\epsilon,\epsilon'}$.

In the dipole approximation the interaction of the emitters with a quantized photon field is described by the Hamiltonian

$$H = H_S + H_P + H_{SP}, \quad (5)$$

where the unperturbed emitter and photon Hamiltonians are

$$H_S = \sum_{l=1}^{n_l} \sum_{\alpha=1}^{n_a} \hbar \epsilon_l |l\rangle_{\alpha} \langle l|, \quad (6)$$

$$H_P = \sum_q \hbar \omega_q a_{q,\epsilon}^\dagger a_{q,\epsilon}, \quad (7)$$

respectively, and the light-matter interaction Hamiltonian is

$$H_{SP} = - \sum_{i=1}^{n_l} \sum_{\alpha=1}^{n_a} \sum_{q,\epsilon} \mathcal{E}_{q,\epsilon} \left(\mathbf{e}_{q,\epsilon} e^{i\mathbf{k}_q \cdot \mathbf{r}_\alpha} a_{q,\epsilon} + \mathbf{e}_{q,\epsilon}^* e^{-i\mathbf{k}_q \cdot \mathbf{r}_\alpha} a_{q,\epsilon}^\dagger \right) \cdot (\mathbf{p}_i \sigma_{i,\alpha} + \mathbf{p}_i^* \sigma_{i,\alpha}^\dagger), \quad (8)$$

where $\mathbf{p}_i = \langle i_1 | e\mathbf{x} | i_2 \rangle$ is the i -th transition matrix element of the atomic dipole operator. Defining

$$\mathbf{P}_{i,\alpha} = \mathbf{p}_i \sigma_{i,\alpha} + \mathbf{p}_i^* \sigma_{i,\alpha}^\dagger \quad (9)$$

the Hamiltonian takes the form

$$H = H_S + H_P - \sum_i \sum_\alpha \sum_{q,\epsilon} \mathcal{E}_{q,\epsilon} \left(\mathbf{e}_{q,\epsilon} e^{i\mathbf{k}_q \cdot \mathbf{r}_\alpha} a_{q,\epsilon} + \mathbf{e}_{q,\epsilon}^* e^{-i\mathbf{k}_q \cdot \mathbf{r}_\alpha} a_{q,\epsilon}^\dagger \right) \cdot \mathbf{P}_{i,\alpha}. \quad (10)$$

The dynamical equation for the photon annihilation operator takes the form

$$\dot{a}_{q,\epsilon}(t) = \frac{i}{\hbar} [H(t), a_{q,\epsilon}(t)] = -i\omega_q a_{q,\epsilon}(t) - \frac{i}{\hbar} \sum_i \sum_\alpha \mathcal{E}_{q,\epsilon} e^{-i\mathbf{k}_q \cdot \mathbf{r}_\alpha} \mathbf{e}_{q,\epsilon}^* \cdot \mathbf{P}_{i,\alpha}(t), \quad (11)$$

where the time-dependence indicate that the operators are expressed in the Heisenberg picture. In this picture, $a_{q,\epsilon}(t) = U_H^\dagger(t) a_{q,\epsilon} U_H(t)$ where $i\hbar \partial_t U_H(t) = H(t) U_H(t)$. The formal solution of (11) is

$$a_{q,\epsilon}(t) = a_{q,\epsilon}(0) e^{-i\omega_q t} - \frac{i}{\hbar} \sum_i \sum_\alpha \mathcal{E}_{q,\epsilon} e^{-i\mathbf{k}_q \cdot \mathbf{r}_\alpha} \int_0^t ds e^{i\omega_q(s-t)} \mathbf{e}_{q,\epsilon}^* \cdot \mathbf{P}_{i,\alpha}(s). \quad (12)$$

Similarly, the dynamical equation for a purely atomic Hermitian operator Q is

$$\begin{aligned} \dot{Q}_H(t) = \frac{i}{\hbar} [H(t), Q_H(t)] = \frac{1}{\hbar^2} \sum_i \sum_\alpha \sum_{q,\epsilon} \mathcal{E}_{q,\epsilon} \left\{ e^{i\mathbf{k}_q \cdot \mathbf{r}_\alpha} \mathbf{e}_{q,\epsilon} \cdot [\mathbf{P}_{i,\alpha}(t), Q_H(t)] a_{q,\epsilon}(t) \right. \\ \left. - e^{-i\mathbf{k}_q \cdot \mathbf{r}_\alpha} a_{q,\epsilon}^\dagger(t) [Q_H(t), \mathbf{P}_{i,\alpha}(t)] \cdot \mathbf{e}_{q,\epsilon}^* \right\}, \quad (13) \end{aligned}$$

where the subscript H indicates that the operator Q is expressed in the Heisenberg picture. Substituting the explicit forms of $a_{q,\epsilon}(t)$ and $a_{q,\epsilon}^\dagger(t)$ from (12) into (13) we obtain

$$\begin{aligned} \dot{Q}_H(t) = & \frac{i}{\hbar} [H_S(t) + H_E(t), Q_H(t)] \\ & + \frac{1}{\hbar^2} \sum_{i,j} \sum_{\alpha,\beta} \sum_{q,\epsilon} \mathcal{E}_{q,\epsilon}^2 \left\{ e^{i\mathbf{k}_q \cdot \mathbf{r}_{\alpha,\beta}} \int_0^t ds e^{i\omega_q(s-t)} \mathbf{e}_{q,\epsilon} \cdot [\mathbf{P}_{i,\alpha}(t), Q_H(t)] \mathbf{e}_{q,\epsilon}^* \cdot \mathbf{P}_{j,\beta}(s) \right. \\ & \left. - e^{-i\mathbf{k}_q \cdot \mathbf{r}_{\alpha,\beta}} \int_0^t ds e^{-i\omega_q(s-t)} \mathbf{e}_{q,\epsilon} \cdot \mathbf{P}_{j,\beta}(s) [Q_H(t), \mathbf{P}_{i,\alpha}(t)] \cdot \mathbf{e}_{q,\epsilon}^* \right\}, \quad (14) \end{aligned}$$

where $\mathbf{r}_{\alpha,\beta} = \mathbf{r}_\alpha - \mathbf{r}_\beta$ and

$$H_E(t) = - \sum_{\alpha} \sum_i [E_0^+(\mathbf{r}_\alpha, t) + E_0^-(\mathbf{r}_\alpha, t)] \cdot \mathbf{P}_{i,\alpha}(t) \quad (15)$$

is the coupling between the emitters and the positive and negative-frequency free photon fields

$$E_0^+(\mathbf{r}_\alpha, t) = \sum_{q,\epsilon} \mathcal{E}_{q,\epsilon} \mathbf{e}_{q,\epsilon} e^{i(\mathbf{k}_q \cdot \mathbf{r}_\alpha - i\omega_q t)} a_{q,\epsilon}(0), \quad (16)$$

and $E_0^-(\mathbf{r}_\alpha, t) = [E_0^+(\mathbf{r}_\alpha, t)]^\dagger$, respectively.

To put this equation into a more useful form, we move into the continuous limit of the photon spectrum by taking the limits $V \rightarrow \infty$, $\mathbf{k}_q \rightarrow \mathbf{k}$ and $\mathbf{e}_{q,\epsilon} \rightarrow \mathbf{e}_{\mathbf{k},\epsilon}$, so that

$$\frac{1}{V} \sum_{q,\epsilon} \rightarrow \int \frac{d\mathbf{k}^3}{(2\pi)^3} \sum_{\epsilon} = \frac{1}{(2\pi c)^3} \int d\omega \omega^2 \int d\Omega_{\mathbf{k}} \sum_{\epsilon}, \quad (17)$$

where $\mathbf{k} = \mathbf{k}/|\mathbf{k}|$, $d\Omega_{\mathbf{k}}$ is the differential solid angle around the origin of the wave vector space, $V/(2\pi)^3$ is the density of optical modes inside V and the sum over ϵ accounts for the two orthogonal polarizations. In this limit, Eq. (14) takes the form

$$\begin{aligned} \dot{Q}_H(t) = & \frac{i}{\hbar} [H_S(t) + H_E(t), Q_H(t)] + \frac{1}{16\pi^3 c^3 \epsilon_0 \hbar} \sum_{i,j} \sum_{\alpha,\beta} \int d\omega \omega^3 \\ & \times \int d\Omega_{\mathbf{k}} \sum_{\epsilon} \left\{ e^{i\mathbf{k} \cdot \mathbf{r}_{\alpha,\beta}} \int_0^t ds e^{i\omega_q(s-t)} \mathbf{e}_{\mathbf{k},\epsilon} \cdot [\mathbf{P}_{i,\alpha}(t), Q_H(t)] \mathbf{e}_{\mathbf{k},\epsilon}^* \cdot \mathbf{P}_{j,\beta}(s) \right. \\ & \left. + e^{-i\mathbf{k} \cdot \mathbf{r}_{\alpha,\beta}} \int_0^t ds e^{-i\omega_q(s-t)} \mathbf{e}_{\mathbf{k},\epsilon} \cdot \mathbf{P}_{j,\beta}(s) \mathbf{e}_{\mathbf{k},\epsilon}^* \cdot [\mathbf{P}_{i,\alpha}(t), Q_H(t)] \right\}, \quad (18) \end{aligned}$$

The dipole approximation ceases to be valid as ω approaches c/a_B where a_B is the Bohr radius. Thus, in the evaluation of the time integral in (18), the most significant contributions are those within the region on the order a_B/c around $t - \mathbf{k} \cdot \mathbf{r}_{\alpha,\beta}/c$. As we are in the Markovian regime because the energy separation between any two states $\hbar\Delta_j = \epsilon_{j_2} - \epsilon_{j_1} \ll \hbar a_B/c$, we can make the approximation

$$\sigma_{j,\beta}(s) \approx \sigma_{j,\beta}(t - \mathbf{k} \cdot \mathbf{r}_{\alpha,\beta}/c) \exp[-i\Delta_j(s - t + \mathbf{k} \cdot \mathbf{r}_{\alpha,\beta}/c)]. \quad (19)$$

Moreover, since the ensemble is situated in a space small enough as to be traversed by photons much faster than changes can occur in the quantum levels of emitters then $\max(\mathbf{r}_{\alpha,\beta}) \ll c\Delta t$. Therefore, the Markov approximation (19) can be further simplified into

$$\sigma_{j,\beta}(s) \approx \sigma_{j,\beta}(t) \exp[-i\Delta_j(s - t)]. \quad (20)$$

Substituting Eq. (20) into Eq. (18), eliminating rapidly oscillating terms and summing over the polarization index ϵ , the second line of Eq. (18) takes the form

$$\begin{aligned} & \int \omega^3 d\omega \int d\Omega_{\mathbf{\kappa}} \sum_{\epsilon} e^{i\mathbf{\kappa} \cdot \mathbf{r}_{\alpha,\beta}} \int_0^t ds e^{i\omega_q(s-t)} \mathbf{e}_{\mathbf{\kappa},\epsilon} \cdot [\mathbf{P}_{i,\alpha}(t), Q_H(t)] \mathbf{e}_{\mathbf{\kappa},\epsilon}^* \cdot \mathbf{P}_{j,\beta}(s) \\ &= \int \omega^3 d\omega \int d\Omega_{\mathbf{\kappa}} \\ & \times \left\{ [\mathbf{p}_i \cdot \mathbf{p}_j^* - (\mathbf{\kappa} \cdot \mathbf{p}_i)(\mathbf{\kappa} \cdot \mathbf{p}_j^*)] e^{i\mathbf{\kappa} \cdot \mathbf{r}_{\alpha,\beta}} \int_0^t ds e^{i(\omega+\Delta_j)(s-t)} [\sigma_{i,\alpha}(t), Q_H(t)] \sigma_{j,\beta}^\dagger(t) \right. \\ & \left. + [\mathbf{p}_i^* \cdot \mathbf{p}_j - (\mathbf{\kappa} \cdot \mathbf{p}_i^*)(\mathbf{\kappa} \cdot \mathbf{p}_j)] e^{i\mathbf{\kappa} \cdot \mathbf{r}_{\alpha,\beta}} \int_0^t ds e^{i(\omega-\Delta_j)(s-t)} [\sigma_{i,\alpha}^\dagger(t), Q_H(t)] \sigma_{j,\beta}(t) \right\}, \quad (21) \end{aligned}$$

where the dipole matrix elements have been expanded as

$$\mathbf{p}_i = \sum_{\epsilon} (\mathbf{e}_{\epsilon}^* \cdot \mathbf{p}_i) \mathbf{e}_{\epsilon} + (\mathbf{\kappa} \cdot \mathbf{p}_i) \mathbf{\kappa}. \quad (22)$$

Performing the integrals over the solid angle $d\Omega_{\mathbf{\kappa}}$ and over time s we are left with

$$\begin{aligned} & \int_0^\infty \omega^3 d\omega \int d\Omega_{\mathbf{\kappa}} \sum_{\epsilon} e^{i\mathbf{\kappa} \cdot \mathbf{r}_{\alpha,\beta}} \int_0^t ds e^{i\omega_q(s-t)} \mathbf{e}_{\mathbf{\kappa},\epsilon} \cdot [\mathbf{P}_{i,\alpha}(t), Q_H(t)] \mathbf{e}_{\mathbf{\kappa},\epsilon}^* \cdot \mathbf{P}_{j,\beta}(s) \\ &= i \frac{8\pi}{3} \int_0^\infty \omega^3 d\omega W_{i,j}(kr_{\alpha,\beta}) \frac{e^{-i(\omega+\Delta_j)t} - 1}{\omega + \Delta_j} [\sigma_{i,\alpha}(t), Q_H(t)] \sigma_{j,\beta}^\dagger(t) \\ & \quad + i \frac{8\pi}{3} \int_0^\infty \omega^3 d\omega W_{i,j}^*(kr_{\alpha,\beta}) \frac{e^{-i(\omega-\Delta_j)t} - 1}{\omega - \Delta_j} [\sigma_{i,\alpha}^\dagger(t), Q_H(t)] \sigma_{j,\beta}(t) \quad (23) \end{aligned}$$

and

$$\begin{aligned} W_{i,j}(\zeta) &= \frac{3}{2} [\mathbf{p}_i \cdot \mathbf{p}_j^* - (\mathbf{p}_i \cdot \hat{\mathbf{r}}_{\alpha,\beta})(\mathbf{p}_j^* \cdot \hat{\mathbf{r}}_{\alpha,\beta})] \frac{\sin \zeta}{\zeta} \\ & \quad + \frac{3}{2} [\mathbf{p}_i \cdot \mathbf{p}_j^* - 3(\mathbf{p}_i \cdot \hat{\mathbf{r}}_{\alpha,\beta})(\mathbf{p}_j^* \cdot \hat{\mathbf{r}}_{\alpha,\beta})] \left(\frac{\cos \zeta}{\zeta^2} - \frac{\sin \zeta}{\zeta^3} \right). \quad (24) \end{aligned}$$

Integrating over ω in the previous expression, we obtain

$$\begin{aligned} & \int_0^\infty \omega^3 d\omega \int d\Omega_{\mathbf{\kappa}} \sum_{\epsilon} e^{i\mathbf{\kappa} \cdot \mathbf{r}_{\alpha,\beta}} \int_0^t ds e^{i\omega_q(s-t)} \mathbf{e}_{\mathbf{\kappa},\epsilon} \cdot [\mathbf{P}_{i,\alpha}(t), Q_H(t)] \mathbf{e}_{\mathbf{\kappa},\epsilon}^* \cdot \mathbf{P}_{j,\beta}(s) \\ &= -i \frac{8\pi c^3}{3} \mathcal{P} \int_0^\infty \frac{k^3}{k + \kappa_j} W_{i,j}(kr_{\alpha,\beta}) dk [\sigma_{i,\alpha}(t), Q_H(t)] \sigma_{j,\beta}^\dagger(t) \\ & \quad - i \frac{8\pi c^3}{3} \mathcal{P} \int_0^\infty \frac{k^3}{k - \kappa_j} W_{i,j}^*(kr_{\alpha,\beta}) dk [\sigma_{i,\alpha}^\dagger(t), Q_H(t)] \sigma_{j,\beta}(t) \\ & \quad + \frac{8\pi^2}{3} \Delta_j^3 W_{i,j}^*(\kappa_j r_{\alpha,\beta}) [\sigma_{i,\alpha}^\dagger(t), Q_H(t)] \sigma_{j,\beta}(t). \quad (25) \end{aligned}$$

where $\kappa_j = \Delta_j/c$. When integrating over ω we have used the Sokhotski–Plemelj theorem

$$\lim_{\omega_0 \rightarrow 0^+} \frac{1}{\omega \pm \omega_0} = \mp i\pi \delta(\omega) + \mathcal{P} \left(\frac{1}{\omega} \right), \quad (26)$$

where \mathcal{P} denotes the Cauchy principal value.

Substituting (25) and its Hermitian conjugate into (18), we obtain

$$\begin{aligned}\dot{Q}_H(t) = & \frac{i}{\hbar} [H_S(t) + H_E(t), Q_H(t)] \\ & + \sum_{i,j} \sum_{\alpha \neq \beta} \left\{ -i\Omega_{i,j,\alpha,\beta}^+ [\sigma_{i,\alpha}(t), Q_H(t)] \sigma_{j,\beta}^\dagger(t) - i\Omega_{i,j,\alpha,\beta}^{-*} [\sigma_{i,\alpha}^\dagger(t), Q_H(t)] \sigma_{j,\beta}(t) \right. \\ & \quad \left. - i\Omega_{i,j,\alpha,\beta}^{+*} \sigma_{j,\beta}(t) [\sigma_{i,\alpha}^\dagger(t), Q_H(t)] - i\Omega_{i,j,\alpha,\beta}^- \sigma_{j,\beta}^\dagger(t) [\sigma_{i,\alpha}(t), Q_H(t)] \right\} \\ & + \sum_{i,j} \sum_{\alpha,\beta} \left\{ \frac{1}{2} \gamma_{i,j,\alpha,\beta}^* [\sigma_{i,\alpha}^\dagger(t), Q_H(t)] \sigma_{j,\beta}(t) - \frac{1}{2} \gamma_{i,j,\alpha,\beta} \sigma_{j,\beta}^\dagger(t) [\sigma_{i,\alpha}(t), Q_H(t)] \right\}. \quad (27)\end{aligned}$$

where

$$\Omega_{i,j,\alpha,\beta}^\pm = \frac{1}{6\pi^2\epsilon_0\hbar} \mathcal{P} \int_0^\infty \frac{k^3}{k \pm \kappa_j} W_{i,j}(kr_{\alpha,\beta}) dk, \quad (28)$$

$$\gamma_{i,j,\alpha,\beta} = \frac{1}{6\pi\epsilon_0\hbar} \kappa_j^3 W_{i,j}(\kappa_j r_{\alpha,\beta}). \quad (29)$$

These are usually referred to as the real and imaginary parts of the Green's function that govern the propagation of the electromagnetic field. However, in the most general case - where the dipole matrix elements are complex - they are themselves complex numbers. More specifically, when $W_{i,j}(\zeta)$ couples two distinct transitions with dipole matrix elements \mathbf{p}_i and \mathbf{p}_j , it can also be complex. Note that we have restricted the summation of the terms proportional to $\Omega_{i,j,\alpha,\beta}^\pm$ to $\alpha \neq \beta$. The terms where $\alpha = \beta$ originally yield Lamb shifts of the energy levels; however, the dipole approximation breaks down for $\kappa_j r_{\alpha,\beta} = 0$, making it impossible to calculate the Lamb shifts within this approximation. We therefore assume that the Lamb shifts are already incorporated in the level energies of Eq. (6).

For the terms in Eq. (27) to have a significant contribution, we require $\Delta_i \approx \Delta_j$ or $\kappa_i \approx \kappa_j$. Therefore, we have $\Omega_{i,j,\alpha,\beta}^\pm \approx \Omega_{j,i,\alpha,\beta}^{\pm*}$ and $\gamma_{i,j,\alpha,\beta} \approx \gamma_{j,i,\alpha,\beta}^*$. Due to this, Eqs. (28) and (29) can be approximated by

$$\Omega_{i,j,\alpha,\beta}^\pm = \frac{1}{6\pi^2\epsilon_0\hbar} \mathcal{P} \int_0^\infty \frac{k^3}{k \pm \kappa_{i,j}} W_{i,j}(kr_{\alpha,\beta}) dk, \quad (30)$$

$$\gamma_{i,j,\alpha,\beta} = \frac{1}{6\pi\epsilon_0\hbar} \kappa_{i,j}^3 W_{i,j}(\kappa_{i,j} r_{\alpha,\beta}), \quad (31)$$

where $\kappa_{i,j} = (\kappa_i + \kappa_j)/2$, rendering them completely symmetric. This simplifies Eq. (27) into

$$\begin{aligned}\dot{Q}_H(t) = & \frac{i}{\hbar} [H_S(t) + H_E(t), Q_H(t)] \\ & + \sum_{i,j,\kappa_i=\kappa_j} \sum_{\alpha \neq \beta} \left\{ -i\Omega_{i,j,\alpha,\beta}^+ [\sigma_{j,\beta}(t), Q_H(t)] \sigma_{i,\alpha}^\dagger(t) - i\Omega_{i,j,\alpha,\beta}^- [\sigma_{i,\alpha}^\dagger(t), Q_H(t)] \sigma_{j,\beta}(t) \right. \\ & \quad \left. - i\Omega_{i,j,\alpha,\beta}^+ \sigma_{j,\beta}(t) [\sigma_{i,\alpha}^\dagger(t), Q_H(t)] - i\Omega_{i,j,\alpha,\beta}^- \sigma_{j,\beta}^\dagger(t) [\sigma_{i,\alpha}(t), Q_H(t)] \right\} \\ & + \sum_{i,j,\kappa_i=\kappa_j} \sum_{\alpha,\beta} \left\{ \frac{1}{2} \gamma_{i,j,\alpha,\beta} [\sigma_{i,\alpha}^\dagger(t), Q_H(t)] \sigma_{j,\beta}(t) - \frac{1}{2} \gamma_{i,j,\alpha,\beta} \sigma_{j,\beta}^\dagger(t) [\sigma_{i,\alpha}(t), Q_H(t)] \right\}. \quad (32)\end{aligned}$$

Note that in the previous equation, we have discarded the rapidly oscillating terms, retaining only those whose energy differences are identical, i.e., $\Delta_i = \Delta_j$ or $\kappa_i = \kappa_j$.

To put Eq. (32) in a more familiar form we use the commutator relations

$$A[B, C] + [A, C]B = [AB, C], \quad (33)$$

$$A[B, C] - [A, C]B = \{AB, C\} - 2ACB. \quad (34)$$

Eq. (32) becomes

$$\begin{aligned} \dot{Q}_H(t) = & \frac{i}{\hbar} [H_S(t) + H_E(t), Q_H(t)] - i \sum_{i,j,\kappa_i=\kappa_j} \sum_{\alpha \neq \beta} \Omega_{i,j,\alpha,\beta} [\sigma_{i,\alpha}^\dagger(t) \sigma_{j,\beta}(t), Q_H(t)] \\ & - \frac{1}{2} \sum_{i,j,\kappa_i=\kappa_j} \sum_{\alpha,\beta} \gamma_{i,j,\alpha,\beta} [\{\sigma_{i,\alpha}^\dagger(t) \sigma_{j,\beta}(t), Q_H(t)\} - 2\sigma_{i,\alpha}^\dagger(t) Q_H(t) \sigma_{j,\beta}(t)] \end{aligned} \quad (35)$$

where

$$\begin{aligned} \Omega_{i,j,\alpha,\beta} = \Omega_{i,j,\alpha,\beta}^+ + \Omega_{i,j,\alpha,\beta}^- &= \frac{1}{6\pi^2 \epsilon_0 \hbar} \mathcal{P} \int_{-\infty}^{\infty} \frac{k^3}{k + \kappa_{i,j}} W_{i,j}(kr_{\alpha,\beta}) dk \\ &= \frac{1}{6\pi^2 \epsilon_0 \hbar} \kappa_{i,j}^3 M_{i,j}(\kappa_{i,j} r_{\alpha,\beta}) \end{aligned} \quad (36)$$

and

$$\begin{aligned} M_{i,j}(\zeta) = & -\frac{3}{4} [\mathbf{p}_i \cdot \mathbf{p}_j^* - (\mathbf{p}_i \cdot \hat{\mathbf{r}}_{\alpha,\beta}) (\mathbf{p}_j^* \cdot \hat{\mathbf{r}}_{\alpha,\beta})] \frac{\cos \zeta}{\zeta} \\ & + \frac{3}{4} [\mathbf{p}_i \cdot \mathbf{p}_j^* - 3(\mathbf{p}_i \cdot \hat{\mathbf{r}}_{\alpha,\beta}) (\mathbf{p}_j^* \cdot \hat{\mathbf{r}}_{\alpha,\beta})] \left(\frac{\sin \zeta}{\zeta^2} - \frac{\cos \zeta}{\zeta^3} \right). \end{aligned} \quad (37)$$

We can define the dipole-dipole interaction Hamiltonian

$$H_{dd}(t) = - \sum_{i,j,\kappa_i=\kappa_j} \sum_{\alpha,\beta} \Omega_{i,j,\alpha,\beta} \sigma_{i,\alpha}^\dagger(t) \sigma_{j,\beta}(t) \quad (38)$$

and the adjoint Lindbladian which is given by the linear map

$$\mathcal{L}_H^\dagger(t) Q_H(t) = -\frac{1}{2} \sum_{i,j,\kappa_i=\kappa_j} \sum_{\alpha,\beta} \gamma_{i,j,\alpha,\beta} [\{\sigma_{i,\alpha}^\dagger(t) \sigma_{j,\beta}(t), Q_H(t)\} - 2\sigma_{i,\alpha}^\dagger(t) Q_H(t) \sigma_{j,\beta}(t)], \quad (39)$$

Using these definitions, we can simplify Eq. (35)

$$\dot{Q}_H(t) = \frac{i}{\hbar} [H_S(t) + H_E(t) + H_{dd}(t), Q_H(t)] + \mathcal{L}_H^\dagger(t) Q_H(t). \quad (40)$$

This equation is referred to as the adjoint quantum master equation. Unlike the standard quantum master equation, which governs the evolution of the density matrix, this equation describes the dynamics of the expectation values of operators $Q_H(t) = \text{tr}[\rho_S(t)Q]$, analogous to the Heisenberg picture of closed quantum systems [30]. The subscript S indicates that the density matrix as well as other operators are in the Schrödinger picture. For completeness, we now recall that the corresponding Schrödinger-picture equation - the quantum master equation - governs the time evolution of the density matrix [31–33] and reads

$$\dot{\rho}_S(t) = -\frac{i}{\hbar} [H_S + H_{E,S} + H_{dd,S}, \rho_S(t)] + \mathcal{L}_S \rho_S(t) \quad (41)$$

where the Lindbladian in the Schrödinger picture is given by

$$\mathcal{L}_S \rho_S(t) = -\frac{1}{2} \sum_{i,j,\kappa_i=\kappa_j} \sum_{\alpha,\beta} \gamma_{i,j,\alpha,\beta} [\{\sigma_{i,\alpha}^\dagger \sigma_{j,\beta}, \rho_S(t)\} - 2\sigma_{j,\beta} \rho_S(t) \sigma_{i,\alpha}^\dagger]. \quad (42)$$

Note that in this case, the operators are in the Schrödinger picture and therefore do not exhibit the time dependence typical of the Heisenberg picture.

In order to solve either Eq. (40) or Eq. (41) more easily, we need to perform two additional simplifications, which are more straightforward to carry out in Eq. (41) since it is expressed in the Schrödinger picture. These two simplifications are: removing the photonic degrees of freedom from H_E and moving to the interaction picture. The Hamiltonian H_E still contains operators that act on the photonic degrees of freedom—specifically, $a_{q,\epsilon}(0)$ and $a_{q,\epsilon}^\dagger(0)$. To proceed further, we aim to eliminate these remaining photonic operators. To do so, let us now assume that the system is subject to n_c coherent light sources. This means that n_c specific modes with wave-vectors $\mathbf{k}_1, \mathbf{k}_2, \dots, \mathbf{k}_{n_c}$ (and frequencies $\omega_1 = ck_1, \omega_2 = ck_2, \dots, \omega_{n_c} = ck_{n_c}$) are constantly and externally driven into a coherent state $|A_1\rangle \otimes |A_2\rangle \otimes \dots \otimes |A_{n_c}\rangle$ of amplitudes A_1, A_2, \dots, A_{n_c} where $a_i(0)|A_i\rangle = A_i|A_i\rangle$. With all other modes being in the vacuum state $|0\rangle \otimes |0\rangle \otimes \dots \otimes |0\rangle$, we can write the initial photonic density matrix as $\rho_p(0) = |\Psi_0\rangle \langle \Psi_0|$ where $|\Psi_0\rangle = |A_1\rangle \otimes |A_2\rangle \otimes \dots \otimes |A_{n_c}\rangle \otimes |0\rangle \otimes |0\rangle \otimes \dots \otimes |0\rangle$. Consequently, $H_{E,S}\rho_p(0) = H_{C,S}\rho_p(0)$, where, dropping rapidly oscillating terms, the new Hamiltonian

$$H_{C,S} = - \sum_{\alpha} \sum_{i=1}^{n_c} \left(\Lambda_i e^{i\mathbf{k}_i \cdot \mathbf{r}_\alpha} e^{-i\omega_i t} \sigma_{i,\alpha}^\dagger + \Lambda_i^* e^{-i\mathbf{k}_i \cdot \mathbf{r}_\alpha} e^{i\omega_i t} \sigma_{i,\alpha} \right), \quad (43)$$

is devoid of photonic degrees of freedom, the Rabi frequencies are

$$\Lambda_i = \sqrt{\frac{\hbar \omega_i}{2\epsilon_0 V}} \mathbf{e}_i \cdot \mathbf{p}_i^* A_i, \quad (44)$$

and \mathbf{e}_i characterizes the polarization state of the i -th coherent light source. From this point on we may use the part of the density matrix that contains the atomic degrees of freedom.

The next simplification consists in transforming the density matrix $\rho_S(t)$ in to the interaction picture, $\rho(t) = U_S \rho_S(t) U_S^\dagger(t)$, via the unitary transformation $U_S = \exp(iH_S t/\hbar)$. This procedure transforms the master equation (41) into the following interaction picture master equation for the atomic degrees of freedom

$$\dot{\rho}(t) = -\frac{i}{\hbar} [H_C + H_{dd}, \rho(t)] + \mathcal{L}\rho(t). \quad (45)$$

The interaction picture Hamiltonians are

$$H_C = - \sum_{\alpha} \sum_{i=1}^{n_c} \left(\Lambda_i e^{i\mathbf{k}_i \cdot \mathbf{r}_\alpha} e^{i\delta_i t} \sigma_{i,\alpha}^\dagger + \Lambda_i^* e^{-i\mathbf{k}_i \cdot \mathbf{r}_\alpha} e^{-i\delta_i t} \sigma_{i,\alpha} \right), \quad (46)$$

$$H_{dd} = - \sum_{i,j,\kappa_i=\kappa_j} \sum_{\alpha,\beta} \Omega_{i,j,\alpha,\beta} e^{i\delta_{i,j} t} \sigma_{i,\alpha}^\dagger \sigma_{j,\beta}, \quad (47)$$

where $\delta_i = \Delta_i - \omega_i$ is the detuning of the i -th transition and $\delta_{i,j} = \Delta_i - \Delta_j$ is the energy mismatch between the i -th and j -th transition energies. Similarly, the Lindbladian in the interaction picture is given by

$$\mathcal{L}\rho(t) = -\frac{1}{2} \sum_{i,j,\kappa_i=\kappa_j} \sum_{\alpha,\beta} \gamma_{i,j,\alpha,\beta} e^{i\delta_{i,j} t} \left[\left\{ \sigma_{i,\alpha}^\dagger \sigma_{j,\beta}, \rho(t) \right\} - 2\sigma_{j,\beta} \rho(t) \sigma_{i,\alpha}^\dagger \right]. \quad (48)$$

From Eqs. (45)-(48) it is straightforward to derive the adjoint master equation in the interaction picture for $Q(t) = U_S(t) Q_H(t) U_S^\dagger(t)$. It takes the form

$$\dot{Q}(t) = \frac{i}{\hbar} [H_C(t) + H_{dd}(t), Q(t)] + \mathcal{L}^\dagger(t) Q(t). \quad (49)$$

where the transition operators in the Hamiltonians

$$H_C(t) = - \sum_{\alpha} \sum_{i=1}^{n_c} \left[\Lambda_i e^{ik_i \cdot r_{\alpha}} e^{i\delta_i t} \sigma_{i,\alpha}^{\dagger}(t) + \Lambda_i^* e^{-ik_i \cdot r_{\alpha}} e^{-i\delta_i t} \sigma_{i,\alpha}(t) \right], \quad (50)$$

$$H_{dd}(t) = - \sum_{i,j,\kappa_i=\kappa_j} \sum_{\alpha,\beta} \Omega_{i,j,\alpha,\beta} e^{i\delta_{i,j} t} \sigma_{i,\alpha}^{\dagger}(t) \sigma_{j,\beta}(t), \quad (51)$$

and the Lindbladian

$$\begin{aligned} \mathcal{L}^{\dagger}(t)Q(t) = & -\frac{1}{2} \sum_{i,j,\kappa_i=\kappa_j} \sum_{\alpha,\beta} \gamma_{i,j,\alpha,\beta} e^{i\delta_{i,j} t} \left[\left\{ \sigma_{i,\alpha}^{\dagger}(t) \sigma_{j,\beta}(t), Q(t) \right\} \right. \\ & \left. - 2\sigma_{j,\beta}(t)Q(t)\sigma_{i,\alpha}^{\dagger}(t) \right], \quad (52) \end{aligned}$$

are now in the Heisenberg picture.

For any of the terms in Eqs. (45)-(48) (master equation) or Eqs. (49)-(52) (adjoint master equation) to be relevant, the energy mismatches should be small compared to the energy differences, i.e., $\delta_{i,j} \ll \Delta_i, \Delta_j$. In this respect three possible situations can be identified. First, when the energy mismatches ($\delta_{i,j} = \Delta_i - \Delta_j$) between different transitions ($i \neq j$) are large compared to Δ_i and Δ_j , only the terms with $i = j$ contribute significantly. In this regime, cross terms between different transitions are effectively suppressed. Second, when the full internal structure of the atom is taken into account, for example, by including all possible values of the total angular momentum F -many levels can become degenerate. In such cases, transitions between different pairs of states ($i \neq j$) can have the same energy, resulting in $\delta_{i,j} = 0$ even though the transitions occur between states with distinct quantum numbers. This leads to multiple, physically different transitions that are nonetheless energetically degenerate and therefore have a significant role in the master equation. Third, similar to the second case, the full atomic structure is taken into account; however, an external perturbation—such as a magnetic field—lifts the degeneracy of the energy levels through mechanisms like Zeeman splitting. As a result, transitions that were originally degenerate now acquire slightly different energies, leading to small but nonzero mismatches $\delta_{i,j} \neq 0$ for $i \neq j$. These small energy differences may still be much smaller than Δ_i and Δ_j , and can thus play a non-negligible role in the dynamics described by the master equation.

A general form of expressing the density matrix dynamics is the linear map given by the Kraus operator sum [31, 34–37]

$$\rho(t) = V(t)\rho = \sum_m S_m(t)\rho S_m^{\dagger}(t) \quad (53)$$

where $\rho = \rho(0)$ and $V^{\dagger}(0) = 1$. In a certain sense $V(t)$ can be understood as the non-unitary evolution operator of the open quantum system under consideration. Correspondingly, the dynamics of the operators in the Heisenberg picture can be expressed in terms of the adjoint map

$$Q(t) = V^{\dagger}(t)Q = \sum_m S_m^{\dagger}(t)QS_m(t), \quad (54)$$

where $Q = Q(0)$ and $V(0) = 1$. The code presented in this paper is devoted finding these two maps as the solutions of the quantum master equation (45) and the adjoint master equation (49).

3 The general master and adjoint master equations

The package [MulAtoLEG](#) was originally conceived to generate the Liouville equations for atomic systems. However, it is also capable of computing the differential equations for the

density matrix coefficients corresponding to a general master equation [31, 33] of the form

$$\dot{\rho}(t) = -\frac{i}{\hbar} [H(t), \rho(t)] + \mathcal{L}\rho(t), \quad (55)$$

where $H(t)$ is an arbitrary time-dependent Hamiltonian and the action of the Lindbladian on the density matrix is given by

$$\mathcal{L}\rho(t) = -\frac{1}{2} \sum_{i,j} \gamma_{i,j} (\{A_i^\dagger A_j, \rho(t)\} - 2A_j \rho(t) A_i^\dagger), \quad (56)$$

with $\gamma_{i,j}$ denoting the decay rates and A_i the jump operators.

Similarly, it can generate the differential equations for the adjoint master equation

$$\dot{Q}(t) = \frac{i}{\hbar} [H(t), Q(t)] + \mathcal{L}^\dagger Q(t), \quad (57)$$

where the action of the adjoint Lindbladian on $Q(t)$ is defined as

$$\mathcal{L}^\dagger Q(t) = -\frac{1}{2} \sum_{i,j} \gamma_{i,j} (\{A_i^\dagger A_j, Q(t)\} - 2A_i^\dagger Q(t) A_j). \quad (58)$$

4 Solution of the master and the adjoint master equations

In this section we follow a rather general approach to solving the quantum master equations (45) or (55) and the adjoint quantum master equations (49) or (57).

For the sake of brevity, we write the adjoint equation as

$$\dot{Q}(t) = L^\dagger(t) Q(t) = V^\dagger(t) L Q, \quad (59)$$

where $L^\dagger(t) Q(t)$ represents the adjoint Liouville linear map acting on any atomic operator $Q(t)$ at the right-hand side of Eq. (40). Similarly the master equation for the density matrix follows

$$\dot{\rho}(t) = L\rho(t) = LV(t)\rho, \quad (60)$$

where $L\rho(t)$ corresponds to the right-hand side of Eq. (45). To solve the differential equations (49) and (60) we resort to the so-called direct method [38, 39] which has been extensively used to solve quantum master equations associated with magnetic resonance problems. This method consists in projecting both sides of Eqs. (49) and (60) onto a complete set of matrices that span any atomic operator $Q(t)$ or density matrix $\rho(t)$, explicitly expressing the Liouville operator as a matrix. Such a set of matrices, $\mathcal{H}_n = \{h_1, h_2, \dots, h_n\}$, is considered complete if any atomic operator or density matrix of a system with n_a emitters with n_l levels as a linear combination of its elements. The total number of states for such a system of emitters is $n_t = n_l^{n_a}$. Hence, the set \mathcal{H}_n must be formed of $n = n_t^2 = n_l^{2n_a}$ matrices. It can be shown that any such group of matrices forms an internal vector space and can be arranged so they are orthogonal under the trace

$$\text{Tr}[h_i^\dagger h_j] = \delta_{i,j}, \quad (61)$$

assuming that they are normalized. Thus, any atomic operator A can be expanded in terms of the elements of \mathcal{H}_n as

$$A = \sum_i A_i h_i, \quad (62)$$

where $A_i = \text{Tr}[h_i^\dagger A]$, according to the orthonormality condition (61).

There is a wide variety of sets that can be used as \mathcal{H}_n . To construct a complete set of matrices of dimension n_t lets first build a complete set of matrices \mathcal{G}_m of dimension n_l that span the space of the emitter energy levels. Altogether this set should have $m = n_l^2$ elements. The first n_l matrices g_1, g_2, \dots, g_{n_l} are comprised of diagonal matrices with only a 1 in the diagonal. These are explicitly given by

$$(g_k)_{m,n} = \delta_{m,k} \delta_{n,k}, \quad (63)$$

where $i, j, k = 1, 2, \dots, n_l$. The following matrices are generalizations of the σ_x Pauli matrix. These are given by

$$(g_k)_{m,n} = \delta_{m,j} \delta_{n,l} + \delta_{m,l} \delta_{n,j}, \quad (64)$$

where $j = 1, 2, \dots, n_l - 1$, $l = m + 1, m + 2, \dots, n_l$ and $k = n_l + 1, n_l + 2, \dots, n_l(n_l + 1)/2$. The remaining are generalizations of the σ_y Pauli matrix. Similarly to the previous, these are given by

$$(g_k)_{m,n} = i(\delta_{m,j} \delta_{n,l} - \delta_{m,l} \delta_{n,j}), \quad (65)$$

where $j = 1, 2, \dots, n_l - 1$, $l = m + 1, m + 2, \dots, n_l$ and $k = n_l(n_l + 1)/2 + 1, n_l(n_l + 1)/2 + 2, \dots, n_l^2$. We can now build the complete base as a Kronecker product of the q_k matrices

$$h_k = g_{k_{n_a}} \otimes g_{k_{n_a-1}} \otimes \dots \otimes g_{k_1} \quad (66)$$

where $k_1, k_2, \dots, k_{n_a} = 1, 2, \dots, n_l^2$ and $k = \sum_{i=0}^{n_a-1} k_i n_l^i$. This base has the advantage of being composed of Hermitian matrices; therefore, any Hermitian matrix expanded in this base will have exclusively real coefficients considerably simplifying the system of differential equations.

It is easier to first outline the derivation of the explicit form of the quantum master equation (60), which is done in a straightforward manner. To do so, we start by expanding $\rho(t)$ in terms of the elements of \mathcal{H}_n as

$$\rho(t) = \sum_i \rho_i(t) h_i. \quad (67)$$

Substituting this expansion into Eq. (60) and using the orthonormality condition (61) we obtain the following differential equations for the density matrix coefficients:

$$\dot{\rho}_i(t) = \sum_j L_{i,j} \rho_j(t) \quad (68)$$

where

$$L_{i,j} = \text{tr}[h_i L h_j], \quad (69)$$

are the matrix elements of the Liouville superoperator. It is important to explicitly express the Liouville superoperator in terms of its Hamiltonian and Lindbladian contributions

$$L_{i,j} = L_{i,j}^H + L_{i,j}^L. \quad (70)$$

The Hamiltonian contribution is given by

$$L_{i,j}^H = -\frac{i}{\hbar} \text{tr}[h_i [H_C + H_{dd}, h_j]], \quad (71)$$

while the Lindbladian contribution reads

$$L_{i,j}^L = -\frac{1}{2} \sum_{i,j,\kappa_i=\kappa_j} \sum_{\alpha,\beta} \gamma_{i,j,\alpha,\beta} e^{i\delta_{i,j}t} \left(\text{tr}[h_i \{ \sigma_{i,\alpha}^\dagger \sigma_{j,\beta}, h_j \}] - 2 \text{tr}[h_i \sigma_{j,\beta} h_j \sigma_{i,\alpha}^\dagger] \right). \quad (72)$$

Equation (68) is a linear system of n ordinary differential equations that can be easily solved by numerical methods. The solution can then be leveraged to calculate expected values of any operator A by means of

$$\langle A \rangle = \text{tr}[A\rho(t)] = \sum_i A_i \rho_i(t), \quad (73)$$

where $A_i = \text{tr}[Ah_i]$.

A more general form of Eq. (68) follows from expanding the initial density matrix as $\rho(t) = \sum_j \rho_j(t)h_j$ in (60). After some algebra, it is found that

$$\dot{V}_{i,j}(t) = \sum_k L_{i,k} V_{k,j}(t), \quad (74)$$

where $V_{i,j}(t) = \text{tr}[h_i V(t)h_j]$. The density matrix can thus be computed as

$$\rho_i(t) = \sum_j V_{i,j}(t) \rho_j. \quad (75)$$

These equations represent the non-unitary counterpart, for an open quantum system, of the unitary dynamical equation governing the evolution operator in closed quantum systems, with the key difference that in this case $V(t)$ is non-unitary. This is a system of n^2 differential equations with n^2 initial conditions of the form $V_{i,j} = \delta_{i,j}$, which is significantly more difficult to solve than Eq. (68) and is often impractical due to its large dimensionality.

The determination of the explicit form of the adjoint quantum master equation is more intricate and demands careful attention. By employing Eq. (54), we can express n differential equations for each element of \mathcal{H}_n as

$$\dot{h}_i(t) = V^\dagger(t) L h_i, \quad (76)$$

The explicit form of this differential equation can be derived by expanding both sides in terms of the elements of \mathcal{H}_n . More specifically, the left-hand side, which can be written as

$$\dot{h}_i(t) = \dot{V}^\dagger(t) h_i, \quad (77)$$

can be expanded as

$$\dot{h}_i(t) = \frac{d}{dt} \sum_j V_{j,i}^\dagger(t) h_j = \sum_j \dot{V}_{j,i}^\dagger(t) h_j, \quad (78)$$

where $V_{j,i}^\dagger(t) = \text{tr}[h_j V^\dagger(t)h_i]$. The right hand-side can be expanded as

$$V^\dagger(t) L^\dagger h_i = \sum_{l,k} V_{k,l}^\dagger(t) L_{l,i}^\dagger h_k \quad (79)$$

where

$$L_{l,i}^\dagger = \text{tr}[h_l L^\dagger h_i] \quad (80)$$

are the matrix elements of the adjoint Liouville superoperator. It can readily be calculated since, from Eq. (40), it can be inferred that the action of the Liouville operator on h_i in the Schrödinger picture is

$$L^\dagger h_i = \frac{i}{\hbar} [H_E + H_{dd}, h_i] + \mathcal{L}^\dagger h_i, \quad (81)$$

where

$$\mathcal{L}^\dagger h_i = -\frac{1}{2} \sum_{i,j,\kappa_i=\kappa_j} \sum_{\alpha,\beta} [\{\sigma_{i,\alpha}^\dagger \sigma_{j,\beta}, h_i\} - 2\sigma_{i,\alpha}^\dagger h_i \sigma_{j,\beta}]. \quad (82)$$

Note that, in contrast to Eq. (40), the two previous expressions lack the time dependence that characterizes the Heisenberg picture. This is because they are written in the Schrödinger picture.

By equating Eqs. (78) and (79), multiplying by an arbitrary element of \mathcal{H}_n , and taking the trace, we obtain

$$\dot{V}_{i,j}^\dagger(t) = \sum_k V_{i,k}^\dagger(t) L_{k,j}^\dagger. \quad (83)$$

As with Eq. (74) this results in a system of n^2 ordinary differential equations for $V_{j,i}^\dagger(t)$ with n^2 initial conditions $V_{j,i}^\dagger(0) = \delta_{i,j}$. The dimensionality of this system increases much more rapidly than that of Eq. (68) as the number of atoms and levels increases. We can reduce the dimensionality of the problem to n by restricting ourselves to calculating only the expected values of the elements of \mathcal{H}_n for a given initial density matrix $\rho(0)$, rather than the full evolution operator $V^\dagger(t)$ as in Eq. (83). Then, multiplying (83) by $\rho_j(0)$, summing over the index j and considering that the expected values of the elements of \mathcal{H}_n are in general given by

$$\begin{aligned} \eta_i(t) &= \text{tr}[h_i \rho(t)] = \text{tr}[h_i V(t) \rho(0)] = \text{tr}[h_i(t) \rho(0)] = \text{tr}[V^\dagger(t) h_i \rho(0)] \\ &= \sum_j \rho_j(0) \text{tr}[h_j V^\dagger(t) h_i] = \sum_j \rho_j(0) V_{j,i}^\dagger(t). \end{aligned} \quad (84)$$

we obtain the following equation

$$\dot{\eta}_i(t) = \sum_k \eta_k(t) L_{k,i}^\dagger. \quad (85)$$

Alternatively, one may also define these variables as

$$\eta_i(t) = \langle \psi_0 | V^\dagger(t) h_i | \psi_0 \rangle, \quad (86)$$

where $|\psi_0\rangle$ is the initial pure state of the system, thereby recovering Eq. (85). This considerably reduces the number of differential equations to n ; however, the tradeoff is that the initial state of the system must be fixed to $\rho(0)$. Consequently, we must solve the system of differential equations (85) with the initial conditions $\eta_i(0) = \text{tr}[h_i \rho(0)] = \rho_i(0)$ or $\eta_i(0) = \langle \psi_0 | h_i | \psi_0 \rangle$.

5 Rotating frame

The differential equations arising from (68) or (85) might be difficult to solve given that $L_{i,j}$ and $L_{i,j}^\dagger$ are, in general, time-dependent. These time dependences come from the coherent light sources of the Hamiltonian H_C in Eq. (50) and the small mismatches between transition energies in the dipole-dipole Hamiltonian H_{dd} in Eq. (51). The latter usually vanish or are negligible ($\delta_{i,j} \approx 0$).

For example, in the vicinity of the center of a magneto-optical trap, the quadrupolar magnetic moments produce almost vanishing magnetic fields, typically on the order of tenths of a gauss. These weak fields only introduce energy mismatches of a few megahertz ($\delta_{i,j} \sim \text{MHz}$), which can be neglected. Under these conditions, the time dependences introduced by H_C can

be removed from the master equation (60) by transforming from the lab frame into a rotating frame. To enter the rotating frame, we apply the transformation

$$R(t) = \exp\left(-t \frac{i}{2} \sum_{\alpha} \sum_j \varphi_j \sigma_{j,\alpha}^z\right), \quad (87)$$

where $j = \{j_1, j_2\}$ indexes the transition excited by the coherent source. The corresponding σ_z -like Pauli operators are defined as

$$\sigma_{j,\alpha}^z = |j_1\rangle_{\alpha} \langle j_1| - |j_2\rangle_{\alpha} \langle j_2|, \quad (88)$$

and φ_j denote the rotation parameters. Choosing these parameters such that H_C becomes time-independent leads to a system of N_C linear equations for the parameters φ_j , where N_C is the number of coherent sources driving the atomic system. The condition $\delta_{i,j} = \Delta_i - \Delta_j \approx 0$ implies that the difference between the transition energies Δ_i and Δ_j of coupled transitions is negligible. Therefore, the transformation (88) leaves both the Lindbladian in Eq. (48) and the dipole-dipole Hamiltonian H_{dd} in Eq. (47) invariant, regardless of the particular solution obtained for the parameters φ_j . The master equation (45) is thus transformed into

$$\dot{\rho}_R(t) = L_R \rho_R = -\frac{i}{\hbar} [H_R + H_{dd}, \rho_R(t)] + \mathcal{L} \rho_R(t) \quad (89)$$

where L_R is the constant Liouville superoperator in the rotating frame. The light-matter interaction Hamiltonian

$$H_R = R(t) H_C R^\dagger(t) + i \hbar \dot{R}(t) R^\dagger(t) \quad (90)$$

is also constant and

$$\rho_R(t) = R(t) \rho(t) R^\dagger(t). \quad (91)$$

The dipole-dipole Hamiltonian H_{dd} and the Lindbladian \mathcal{L} remain as given by Eqs. (47) and (48), since both are invariant under $R(t)$.

Just as in the lab frame, the Liouville equation in the rotating frame can be expanded in terms of the operator basis \mathcal{H}_n . This yields the following system of differential equations for the density-matrix coefficients $\rho_{R,i}(t)$ in the rotating frame:

$$\dot{\rho}_{R,i}(t) = \sum_j L_{R,i,j} \rho_{R,j}(t), \quad (92)$$

where $L_{R,i,j} = \text{tr}[h_i L_R h_j]$ are the constant matrix elements of the Liouville operator in the rotating frame. The formal solution to the previous equation is

$$\rho_R(t) = V_R(t) \rho_R, \quad (93)$$

with

$$V_R(t) = \exp(L_R t). \quad (94)$$

The relation between the solutions in the two frames depends on how the initial state is represented. If the initial coefficients ρ are taken in the lab-frame basis, the evolution reads

$$\rho_i(t) = \sum_{j,k,l} U_{R,i,j}^\dagger(t) V_{R,j,k}(t) U_{R,k,l}(t) \rho_l, \quad (95)$$

where

$$U_{R,i,j}(t) = \text{tr}[h_i R(t) h_j R^\dagger(t)], \quad V_{R,j,k}(t) = \text{tr}[h_j V_R(t) h_k]. \quad (96)$$

Naturally, the same arguments apply to the adjoint master equation (49), which can likewise be rendered time-independent through the transformation (87). However, it is worth noting that in this case all operators, including the transformation $R(t)$, must be expressed in the Heisenberg picture.

6 Far field

At the detector position, the positive-frequency part of the electric field operator in the Heisenberg picture, as given by Eq. (4), takes the form

$$\mathbf{E}^+(\mathbf{R}, t_R) = \sum_{q,\epsilon} \mathcal{E}_{q,\epsilon} \mathbf{e}_{q,\epsilon} e^{i\mathbf{k}_q \cdot \mathbf{R}} a_{q,\epsilon}(t_R), \quad (97)$$

where \mathbf{R} is the position vector of the detector relative to an arbitrary point within the system of emitters, and $t_R = t + R/c$ is the time at which the photon reaches the detector after travelling from the ensemble of emitters. Substituting the explicit expression of the photon annihilation operator (12) into Eq. (97) we get

$$\mathbf{E}^+(\mathbf{R}, t_R) = \mathbf{E}_0^+(\mathbf{R}, t_R) + i \sum_{q,\epsilon} \sum_{\alpha} \sum_i \frac{\hbar \omega_q}{2\epsilon_0 V} \mathbf{e}_{q,\epsilon} e^{i\mathbf{k}_q \cdot (\mathbf{R} - \mathbf{r}_\alpha)} \int_0^{t_R} dt' e^{i\omega_q(t' - t_R)} \mathbf{e}_{q,\epsilon}^* \cdot \mathbf{P}_{i,\alpha}(s), \quad (98)$$

where the purely photonic term of the positive-frequency part of the electric field operator is given by

$$\mathbf{E}_0^+(\mathbf{R}, t_R) = \sum_{q,\epsilon} \mathcal{E}_{q,\epsilon} \mathbf{e}_{q,\epsilon} e^{-i\mathbf{k}_q \cdot \mathbf{R}} e^{-i\omega_q t_R} a_{q,\epsilon}(0). \quad (99)$$

By taking the continuous limit of the photon spectrum—i.e., letting $V \rightarrow \infty$ and $\mathbf{k}_q \rightarrow \mathbf{k}$ —and applying the Markov approximation (19), we arrive, after some lengthy calculations, at the far-field expression

$$\mathbf{E}^+(\mathbf{R}, t_R) = \mathbf{E}_0^+(\mathbf{R}, t_R) + \frac{\hbar}{\epsilon_0 c^2} \sum_{\alpha} \sum_j \frac{\mathbf{p}_j - \hat{\mathbf{R}}_{\alpha} \hat{\mathbf{R}}_{\alpha} \cdot \mathbf{p}_j}{R_{\alpha}} \Delta_j^2 \exp[i\kappa_j(R_{\alpha} - R)] \sigma_{j,\alpha}(t), \quad (100)$$

where $\mathbf{R}_{\alpha} = \mathbf{R} - \mathbf{r}_{\alpha}$ and $\hat{\mathbf{R}}_{\alpha}$ is the corresponding unit vector.

7 Design principles

The package MulAtoLEG is designed according to the principles of modularity and clarity: each component corresponds to a well-defined physical or mathematical structure, enabling users to construct complex models systematically and without ambiguity.

To achieve efficiency, the package leverages Mathematica's vectorization and sparse linear algebra capabilities, thereby reducing both computational time and memory usage.

From a general perspective, the algorithm consists of computing the Liouville superoperator from Eq. (69) and inserting it into Eq. (68) to construct the system of differential equations for the density matrix coefficients. This step of the algorithm is illustrated in Fig. 1, within the light-blue rectangle labeled MasterEquation. In a similar way, the adjoint Liouville superoperator can be obtained from Eq. (80) to derive the system of differential equations for $\eta_i(t)$, the expectation values of the elements of \mathcal{H}_n through Eq. (85).

The two main contributions to the Liouville and adjoint Liouville superoperators arise from the Hamiltonian and the Lindbladian. The Hamiltonian part is computed from a given Hamiltonian `ham` using `LiouvilleCommutator`, which generates the Liouville superoperator corresponding to the linear map defined by the commutator of the Hamiltonian with the density matrix. For efficiency, the Hamiltonian `ham` should preferably be provided in the form of a `SparseArray`, ensuring reduced memory consumption and shorter computing times. In particular, for atomic systems, the Hamiltonian `SparseArray` can be generated using the function `Ham`, which takes as arguments the number of quantum levels `nl`, the number of atoms `na`, the

matrix basis `h`, and the configuration variables `transCE` and `transdd`. The required structure of these two variables is explained in:

`ReferenceGuideMultiAtomLiouvilleEquationGenerator.nb`

and throughout the examples. This is illustrated in Fig. 1, at the top of the light-blue rectangle labeled `MasterEquation`. The Liouville superoperator `SparseArray` corresponding to the Lindbladian's linear map is obtained through `LiouvilleLindbladian`. This function takes as arguments the number of quantum levels `nl`, the number of atoms `na`, the matrix basis `h`, and the configuration variable `transLi`, as shown in Fig. 1, below `LiouvilleCommutator`, within the light-blue `MasterEquation` rectangle. Although this package is primarily specialized for atomic systems, it can also compute the Liouville superoperators corresponding to arbitrary Hamiltonians and Lindbladians. In this case, the Liouville superoperator for the Hamiltonian can be obtained using the same function as for atomic systems, `LiouvilleCommutator`, by supplying the arbitrary Hamiltonian through `ham`. A Liouville superoperator for a general Lindbladian of the form (56), may be generated with the function:

`LiouvilleLindbladianFromLindbladOperators`, which takes as input the `SparseArrays` containing the Lindblad operators A_i and the decay rates $\gamma_{i,j}$ that characterize the arbitrary decay channels.

The function `LiouvilleMasterEquation` takes as input the overall Liouville superoperator—given by the sum of its Hamiltonian and Lindbladian parts—and outputs the system of differential equations `eqs`. However, this system does not yet include the initial conditions, which are provided by `InitialConditions`. This function takes the initial density matrix and converts it into a set of initial conditions for the density matrix coefficients.

In the examples presented in the following sections, we adopt the policy of computing the differential equations with symbolic free parameters. Although this approach is slower than obtaining the equations directly with numerical parameters, it has the advantage that the equations need to be computed only once, after which numerical values can be assigned to the parameters as needed. This is especially useful when solving the equations for multiple sets of parameters.

The differential equations `eqs` together with the initial conditions `inco` are combined and passed to the numerical differential equation solver `NDSolve`.

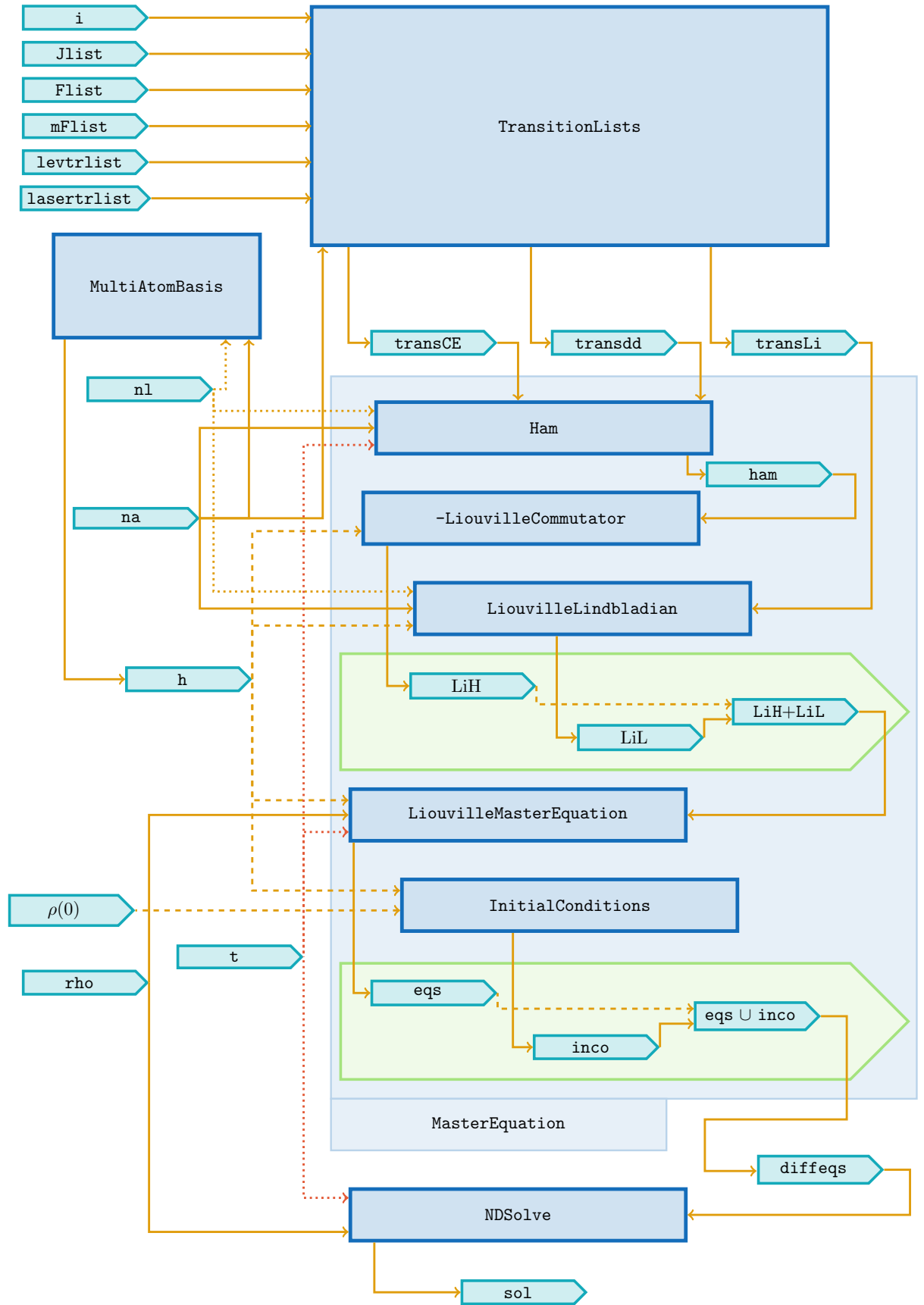
The function `MasterEquation`, shown as a light-blue rectangle in Fig. 1, serves as a wrapper for the functions `Ham`, `LiouvilleCommutator`, `LiouvilleLindbladian`, `LiouvilleMasterEquation`, and `InitialConditions`.

The resulting solution `sol` can then be used, in conjunction with `ExpectationValue`, to compute the expectation values of physically relevant observables.

For systems with a large number of quantum levels, it can be challenging to manually write the configuration variables `transCE`, `transdd`, and `transLi`. This process is greatly simplified for alkali metals by using the function `TransitionLists`, which automatically generates these three configuration variables. As shown at the top of Fig. 1, `TransitionLists` produces `transCE`, `transdd`, and `transLi`, which are then passed as arguments to `MasterEquation`.

Each of these variables plays a specific role in the construction of the Liouville superoperators. The first two are required by `Ham`. The information about interactions with coherent sources - such as detuning, Rabi parameters, and phases - is provided to `H` through `transCE`. The information about dipole - dipole couplings between quantum levels is supplied through `transdd`. Finally, the variable `transLi` is required by `LiouvilleLindbladian` to produce the Liouville superoperator corresponding to the Lindbladian's linear map.

1. Write the explicit form of the superoperators corresponding to the commutator and Lindbladian linear maps.

Figure 1: Schematics of the **MulAtLEG** package.

2. In order for the algorithm to work properly it is convenient to put most matrices in the form of `SparseArray`'s to ensure low memory consumption and low computing times.

8 Installation and usage

The `MulAttoLEG` package can be downloaded from [GitHub](#). Then, load the package in a Mathematica notebook using:

```
SetDirectory[PathToMultiAtomLiouvilleEquationGenerator];
Needs["MultiAtomLiouvilleEquationGenerator"]
```

where the variable `PathToMultiAtomLiouvilleEquationGenerator` must be set to the directory containing the file `MultiAtomLiouvilleEquationGenerator.wl`. A comprehensive list of the `PathToMultiAtomLiouvilleEquationGenerator` Mathematica functions, together with the seven examples presented in the next section, can be found in the file `ReferenceGuideMultiAtomLiouvilleEquationGenerator.nb` that can also be downloaded from [GitHub](#).

9 Comparison with existing packages

Several software frameworks have been developed for the study of open quantum systems, including `QuTiP` (Python) [40], `QuantumOptics` (Julia) [41], and Mathematica's `QuantumFramework` [42]. These packages are primarily designed for the numerical integration of the master equation once the Liouvillian operator has been explicitly defined by the user. In contrast, `MulAttoLEG` focuses on the symbolic generation of the Liouville and adjoint master equations for multilevel and multi-atom configurations, including arbitrary Hamiltonians and Lindbladians. It also provides routines to construct differential equations in the dressed-state basis, from which the non-unitary evolution operator can often be obtained analytically. By exploiting Mathematica's built-in vectorization and sparse linear algebra capabilities, `MulAttoLEG` achieves efficient manipulation of large symbolic expressions while maintaining exactness. Since the equations are produced without approximations, the achievable system size is limited only by the available computational resources.

10 Conclusion

We have presented an open-source Mathematica package called `MulAttoLEG`, designed to obtain the master and adjoint master equations for atomic systems consisting of an arbitrary number of atoms, each having an arbitrary number of quantum levels. The underlying theory is based on an extension to multilevel atoms of the adjoint master equation first developed by Lehmburg [26] and later reformulated as a master equation by Genes [27].

The scheme includes tools that facilitate the generation of configuration variables for complex arrangements of quantum transitions in alkali atoms. Although this package is primarily intended for atomic systems, it can also compute the master and adjoint master equations corresponding to general Lindblad equations. Moreover, the framework provides functionalities that simplify the calculation of master and adjoint master equations in the dressed-state basis, where the Liouville superoperator becomes time-independent and, consequently, the corresponding evolution operator can be obtained exactly.

Table 1: Comparison of **MulAtoLEG** with related open-source packages for open quantum systems.

Feature	MulAtoLEG	QuTiP
Symbolic Liouville equation generation	Yes	No
Multilevel / multi-atom systems	Yes	Limited
Arbitrary Hamiltonians and Lindbladians	Yes	Yes
Dressed-state basis equations	Yes	No
Sparse / vectorized algebra	Yes (Mathematica) Atomic, optical and	Yes (NumPy/SciPy)
Main focus area	general systems	General open systems

Feature	QuantumFramework	Spinach
Symbolic Liouville equation generation	Partial	No
Multilevel / multi-atom systems	Partial	Spin systems only
Arbitrary Hamiltonians and Lindbladians	Yes	Yes
Dressed-state basis equations	No	No
Sparse / vectorized algebra	Yes	Yes
Main focus area	General quantum ops	NMR/ESR

The package leverages Mathematica’s vectorization, sparse linear algebra, and symbolic computation capabilities to optimize computational efficiency. Since the package generates exact equations without approximations, the tractability of the resulting system is ultimately limited by the available computational resources.

Acknowledgements

PY-T. was financially supported by CONAHCYT Estancias Posdoctorales por México 2022 (3). We thank LSCSC-LANMAC where part of the computational simulations involved in this work were performed in their hpc server.

Author contributions This is optional. If desired, contributions should be succinctly described in a single short paragraph, using author initials.

Funding information A.K. was financially supported by Departamento de Ciencias Básicas UAM-A Grants No. 2232218 and CB003-25 No.

Correctly-provided data will be linked to funders listed in the [Fundref registry](#).

A Examples

In this appendix we present seven examples that illustrate the use of the **MulAtoLEG** functions.

A.1 A single two-level atom

A single two-level atom is characterized by a ground level $|0\rangle$ and an excited state $|1\rangle$ as shown in Fig. 1. These two states are coupled to a coherent source characterized by the Rabi parameter R_1 and a decay channel characterized by the decay rate γ_1 .

We start by setting the matrix basis, the density matrix elements, the number of atoms and the number of quantum levels

```
na = 1;
nl = 2;
n = nl2na;
h = MultiAtomBasis[nl, na]
rho = SparseArray[Table[ii → ρii[t], {ii, 1, n}]]
```

The states $|0\rangle$ and $|1\rangle$ are coupled by an external coherent field and the incoherent interaction with the electromagnetic background. The interaction with the external coherent field is given by the Hamiltonian $H_C(t)$ of Eq. (50), whose parameters are encoded in the variable `transCE` given by

```
transCE = {{{1, 2}, 1, R1, Δ1, 0}}
```

`{{{1, 2}, 1, R1, Δ1, 0}}`

This variable indicates that there is only one laser coupling the states $|0\rangle$ and $|1\rangle$ `{1, 2}` of the single atom (1), with Rabi parameter R_1 and detuning Δ_1 . The phase due to the atom's position $\mathbf{k}_i \cdot \mathbf{r}_\alpha$ is taken to be zero, assuming the atom is located at the origin. Since there is only one atom, the variable `transdd`, which lists the coherent interactions among atoms, must be empty

```
transdd = {}.
```

With these variables at hand, we compute the Hamiltonian

```
ham = Ham[transCE, transdd, nl, na, t]; MatrixForm[ham]
```

$$\begin{pmatrix} 0 & -e^{-it\Delta_1}R_1 \\ -e^{it\Delta_1}R_1 & 0 \end{pmatrix}$$

The Liouville operator corresponding to the Hamiltonian is given by

```
LiH = -LiouvilleCommutator[h, ham]
```

The incoherent interaction with the electromagnetic background is described by the Lindbladian term in Eq. (52), whose parameters are encoded in the variable

```
transLi = {{{1, 2}, {1, 2}, 1, 1, γ1, 0}}
```

This entry implies that there is only decay channel between the states $|1\rangle$ and $|2\rangle$ (`{1, 2}`). This is a transition between the atom 1 and itself, therefore the two transition lists are followed by a 1, 1. The parameter γ_1 is the dipole element of the transition $|1\rangle \rightarrow |2\rangle$. The final 0 in `transLi` represents the energy difference between the two transitions. In this case, both transitions are in fact the same, so the difference between the energy gaps is strictly zero. Note that the list `{1, 2}` appears twice. This is because transitions with the same energy gap are coupled, meaning that any existing transition must be coupled with itself. In more

complex systems, however, there may be different transitions with the same or nearly identical energy gaps that are therefore coupled. To put it simply, in this case the two lists are the same ($\{1,2\}, \{1,2\}$) but in larger systems they could differ - for example, ($\{1,2\}, \{2,3\}$).

Having defined `transLi`, we are ready to compute the Liouville operator corresponding to the Lindbladian

```
LiL = LiouvilleLindbladian[h,transLi,nl,na]
```

The overall Liouville operator is the sum of the Hamiltonian and Lindblad Liouville operators

```
Li = LiH + LiL
```

At this point we are ready to generate the system of differential equations for the density matrix coefficients of the variable `rho`.

```
eqs = LiouvilleMasterEquation[rho,Li,t]/ExpToTrig
```

$$\left\{ \begin{aligned} \rho_1'[t] &== \gamma_1 \rho_2[t] + \sqrt{2} \text{Sin}[t\Delta_1] R_1 \rho_3[t] - \sqrt{2} \text{Cos}[t\Delta_1] R_1 \rho_4[t], \\ \rho_2'[t] &== -\gamma_1 \rho_2[t] - \sqrt{2} \text{Sin}[t\Delta_1] R_1 \rho_3[t] + \sqrt{2} \text{Cos}[t\Delta_1] R_1 \rho_4[t], \\ \rho_3'[t] &== -\sqrt{2} \text{Sin}[t\Delta_1] R_1 \rho_1[t] + \sqrt{2} \text{Sin}[t\Delta_1] R_1 \rho_2[t] - \frac{1}{2} \gamma_1 \rho_3[t], \\ \rho_4'[t] &== \sqrt{2} \text{Cos}[t\Delta_1] R_1 \rho_1[t] - \sqrt{2} \text{Cos}[t\Delta_1] R_1 \rho_2[t] - \frac{1}{2} \gamma_1 \rho_4[t] \end{aligned} \right\}$$

For a numerical example, we set the physical parameters to

```
parmvals = {R1 -> 12.0, Delta1 -> 1.0, gamma1 -> 1.5}
eqsn = eqs/.parmvals
```

```
{R1 -> 12., Delta1 -> 1., gamma1 -> 1.5}
```

$$\left\{ \begin{aligned} \rho_1'[t] &== 1.5 \rho_2[t] + 16.9706 \text{Sin}[1.t] \rho_3[t] - 16.9706 \text{Cos}[1.t] \rho_4[t], \\ \rho_2'[t] &== -1.5 \rho_2[t] - 16.9706 \text{Sin}[1.t] \rho_3[t] + 16.9706 \text{Cos}[1.t] \rho_4[t], \\ \rho_3'[t] &== -16.9706 \text{Sin}[1.t] \rho_1[t] + 16.9706 \text{Sin}[1.t] \rho_2[t] - 0.75 \rho_3[t], \\ \rho_4'[t] &== 16.9706 \text{Cos}[1.t] \rho_1[t] - 16.9706 \text{Cos}[1.t] \rho_2[t] - 0.75 \rho_4[t] \end{aligned} \right\}$$

We can assume that the system is initially in the lowest energy level $|1\rangle$. Therefore, we set the initial conditions to

```
rho0 = {{1,0},{0,0}};
incon = InitialConditions[h,rho,rho0,t]
```

```
{rho1[0] == 1, rho2[0] == 0, rho3[0] == 0, rho4[0] == 0}
```

The final ODE is obtained by joining the differential equations and the initial conditions

```
diffeq = Join[eqsn,incon]
```

$$\left\{ \begin{aligned} \rho_1'[t] &== 1.5 \rho_2[t] + 16.9706 \text{Sin}[1.t] \rho_3[t] - 16.9706 \text{Cos}[1.t] \rho_4[t], \\ \rho_2'[t] &== -1.5 \rho_2[t] - 16.9706 \text{Sin}[1.t] \rho_3[t] + 16.9706 \text{Cos}[1.t] \rho_4[t], \\ \rho_3'[t] &== -16.9706 \text{Sin}[1.t] \rho_1[t] + 16.9706 \text{Sin}[1.t] \rho_2[t] - 0.75 \rho_3[t], \\ \rho_4'[t] &== 16.9706 \text{Cos}[1.t] \rho_1[t] - 16.9706 \text{Cos}[1.t] \rho_2[t] - 0.75 \rho_4[t], \\ \rho_1[0] &== 1, \rho_2[0] == 0, \rho_3[0] == 0, \rho_4[0] == 0 \end{aligned} \right\}$$

We can finally obtain the solution of the ODE as

```
sol = NDSolve[diffeq, Normal[rho], {t, 0, 5}][[1]]
```

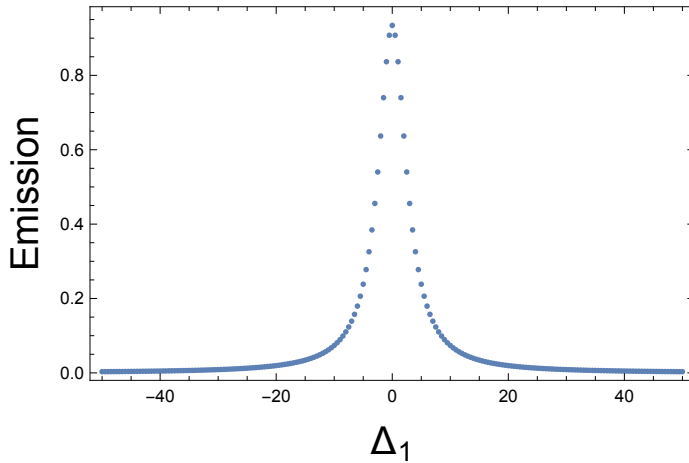
$$\left\{ \begin{array}{l} \rho_1[t] \rightarrow \text{InterpolatingFunction}[\square][t], \\ \rho_2[t] \rightarrow \text{InterpolatingFunction}[\square][t], \\ \rho_3[t] \rightarrow \text{InterpolatingFunction}[\square][t], \\ \rho_4[t] \rightarrow \text{InterpolatingFunction}[\square][t] \end{array} \right\}$$

Now we can observe the dynamics of different expectation values or the density matrix coefficients. For example, to compute the populations of $|1\rangle$ and $|2\rangle$ we calculate the expectation values

```
pop1 = ExpectationValue[h, rho, {{1, 0}, {0, 0}}]
pop2 = ExpectationValue[h, rho, {{0, 0}, {0, 1}}]
pop1n = pop1/.sol;
pop2n = pop2/.sol;
```

$$\begin{array}{l} \rho_1[t] \\ \rho_2[t] \end{array}$$

```
Plot[{pop1n, pop2n}, {t, 0, 5}, Axes→False, Frame→True,
      FrameLabel→{Style[t, 20], Style["Populations", 20]}]
```



With these ideas, we can also perform a spectroscopic analysis of the emission of the two-level system by sweeping the detuning and evaluating the emission as $\langle \sigma_{1,2}^\dagger \sigma_{1,2} \rangle$ where $\sigma_{1,2} = |1\rangle\langle 2|$

```
nd = 200;
rho0 = {{1, 0}, {0, 1}};
incon = InitialConditions[h, rho, rho0, t];
σ12 = SparseArray[{{1, 2}→1}, 2];
expval = ExpectationValue[h, rho, Transpose[σ12].σ12];
listplot = {};
Do[
  det = -50 + 100jj/nd;
```

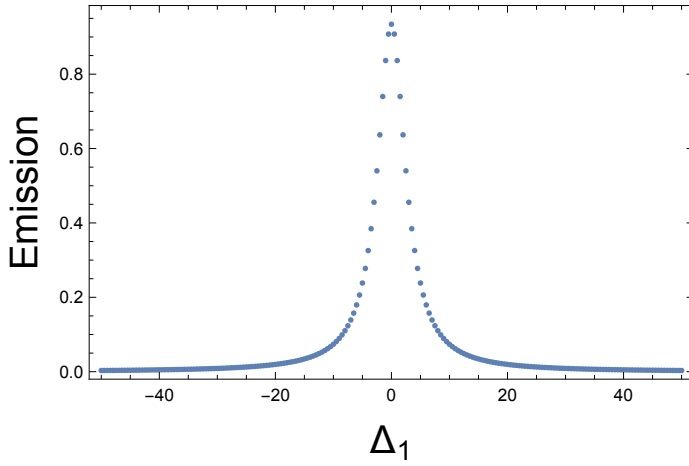
```

parmvals = {R1→2.0, Δ1→det, γ1→1.5};
eqsn = eqs/.parmvals;
diffeq = Join[eqsn, incon];
sol = NDSolve[diffeq, Normal[rho], {t, 0, 10}][[1]];
expvaln = expval/.sol/.{t→10};
AppendTo[listplot, {det, expvaln}];
, {jj, 0, nd}]

ListPlot[listplot, Axes→False, Frame→True,
  FrameLabel→{Style["Δ1", 20], Style["Emission", 20]},
  PlotRange→All]

```

$$\{\rho_1[0] == 1, \rho_2[0] == 1, \rho_3[0] == 0, \rho_4[0] == 0\}$$



It is possible to abbreviate the process of obtaining the differential equations by using [MasterEquation](#), which is a wrapper for [LiouvilleMasterEquation](#), [LiouvilleLindbladian](#), [LiouvilleCommutator](#), and [Ham](#)

```

rho0 = SparseArray[{{1, 1}→1}, 2];
eqs = MasterEquation[h, rho, rho0, transCE, transdd, transLi, nl, na, t]

```

$$\left\{ \begin{aligned} \rho_1'[t] &== \gamma_1 \rho_2[t] + \sqrt{2} \sin[t\Delta_1] R_1 \rho_3[t] - \sqrt{2} \cos[t\Delta_1] R_1 \rho_4[t], \\ \rho_2'[t] &== -\gamma_1 \rho_2[t] - \sqrt{2} \sin[t\Delta_1] R_1 \rho_3[t] + \sqrt{2} \cos[t\Delta_1] R_1 \rho_4[t], \\ \rho_3'[t] &== -\sqrt{2} \sin[t\Delta_1] R_1 \rho_1[t] + \sqrt{2} \sin[t\Delta_1] R_1 \rho_2[t] - \frac{1}{2} \gamma_1 \rho_3[t], \\ \rho_4'[t] &== \sqrt{2} \cos[t\Delta_1] R_1 \rho_1[t] - \sqrt{2} \cos[t\Delta_1] R_1 \rho_2[t] - \frac{1}{2} \gamma_1 \rho_4[t], \\ \rho_1[t] &== 1, \rho_2[t] == 0, \rho_3[t] == 0, \rho_4[t] == 0 \end{aligned} \right\}$$

Note that in this case the initial condition was set using [rho0](#) in matrix form rather than as a list of coefficients.

In simpler cases one can attempt to obtain the analytical solution. For example, if the drive is turned off and the system is initially set in the excited state $|2\rangle$, we readily obtain the typical equations for spontaneous emission

```

ode = Join[eqs/.{R1→0}, Table[ρii[0]==KroneckerDelta[ii, 2], {ii, n}]]
rhon = Normal[rho];
DSolve[ode, rhon, t]

```

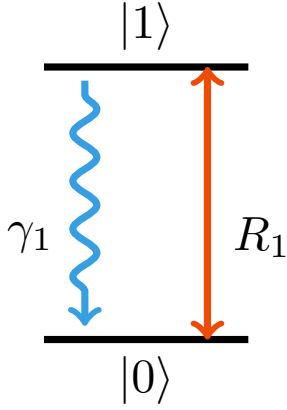


Figure 2: Scheme of a single two-level atom. This system is characterized by the ground state $|0\rangle$ and the excited state $|1\rangle$. These two states are coupled to a coherent source characterized by the Rabi parameter R_1 and a decay channel characterized by the decay rate γ_1 .

$$\left\{ \begin{aligned} \rho'_1[t] &= \gamma_1 \rho_2[t], & \rho'_2[t] &= -\gamma_1 \rho_2[t], \\ \rho'_3[t] &= -\frac{1}{2} \gamma_1 \rho_3[t], & \rho'_4[t] &= -\frac{1}{2} \gamma_1 \rho_4[t], \\ \rho_1[0] &= 0, \rho_2[0] = 1, \rho_3[0] = 0, \rho_4[0] = 0 \end{aligned} \right\}$$

$$\left\{ \rho_1[t] \rightarrow e^{-t\gamma_1} (-1 + e^{t\gamma_1}), \quad \rho_2[t] \rightarrow e^{-t\gamma_1}, \quad \rho_3[t] \rightarrow 0, \quad \rho_4[t] \rightarrow 0 \right\}$$

A.2 Two two-level atoms

The system of two two-level atoms is characterized by ground states $|0\rangle_1$ and $|0\rangle_2$, and excited states $|1\rangle_1$ and $|1\rangle_2$, corresponding to atoms 1 and 2, as shown in Fig. 2. The quantum levels of each atom are coupled to a coherent source through the Rabi parameter R_1 , which is common to both atoms. These two levels are also connected to decay channels characterized by the decay rate γ_1 . In addition, the quantum levels of one atom are coupled to those of the other via dipole-dipole interactions, mainly determined by Ω_1 . Furthermore, the quantum levels are coupled through a collective decay channel with decay rate $\gamma_{1,2}$.

We start by setting the matrix basis, the density matrix elements, the number of atoms and the number of quantum levels

```
na = 2;
nl = 2;
n = nl2na;
h = MultiAtomBasis[nl,na]
rho = SparseArray[Table[ii -> rhoii[t], {ii, 1, n}]]

SparseArray[□]
SparseArray[□]
```

Next, we set the Hamiltonian parameters. The `transCE` configuration variable, which describes this light-matter interaction, is

```
transCE = {{ {1, 2}, 1, R1, Δ1, 0 }, { {1, 2}, 2, R1, Δ1, φ } }
```

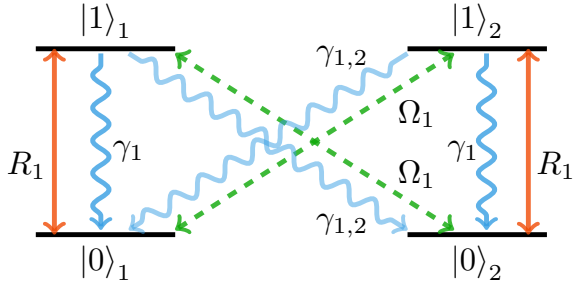


Figure 3: Scheme of two two-level atoms. It is characterized by ground states $|0\rangle_1$ and $|0\rangle_2$, and excited states $|1\rangle_1$ and $|1\rangle_2$, corresponding to atoms 1 and 2. The quantum levels of each atom are coupled to a coherent source through the Rabi parameter R_1 , which is common to both atoms. These two levels are also connected to decay channels characterized by the decay rate γ_1 . In addition, the quantum levels of one atom are coupled to those of the other via dipole–dipole interactions, mainly determined by Ω_1 . Furthermore, the quantum levels are coupled through a collective decay channel with decay rate $\gamma_{1,2}$.

$$\{\{\{1,2\}, 1, R_1, \Delta_1, 0\}, \{\{1,2\}, 2, R_1, \Delta_1, \phi\}\}$$

This variable indicates that there is only one laser coupling the states $|1\rangle$ and $|2\rangle$ ($\{1,2\}$) of both atoms (1 and 2), with Rabi parameter R_1 and detuning Δ_1 . The phase due to the atoms' positions is taken to be zero for the first atom and ϕ for the second. Assuming that both atoms lie along the propagation direction of the incident field, there must be a phase difference of ϕ between them. The variable `transdd`, which lists the coherent interactions among atoms, is given by

$$\text{transdd} = \{\{\{1,2\}, \{1,2\}, 1, 2, \Omega_1, 0\}, \{\{1,2\}, \{1,2\}, 2, 1, \Omega_1, 0\}\}$$

$$\{\{\{1,2\}, \{1,2\}, 1, 2, \Omega_1, 0\}, \{\{1,2\}, \{1,2\}, 2, 1, \Omega_1, 0\}\}$$

This variable can be read as follows. The first two elements are the coupled transitions. The list $\{1,2\}$ appears twice. This is because transitions with the same energy gap are coupled, meaning that any existing transition must be coupled with itself. In more complex systems, however, there may be different transitions with the same or nearly identical energy gaps that are therefore coupled. To put it simply, in this case the two lists are the same ($\{1,2\}, \{1,2\}$) but in larger systems they could differ - for example, ($\{1,2\}, \{2,3\}$). The following two numbers (1,2 in the first element and 2,1 in the second) label the atoms. Ω_1 is the coupling constant between these two transitions. The final 0 in `transdd` represents the energy difference between the two transitions. In this case, both transitions are in fact the same, so the difference between the energy gaps is strictly zero. In the case of two different transitions with similar energies, this number must be set equal to their energy difference.

With these variables at hand, we compute the Hamiltonian

$$\begin{aligned} \text{ham} &= \text{Ham}[\text{transCE}, \text{transdd}, \text{nl}, \text{na}, t]; \\ \text{MatrixForm}[\text{ham}] \end{aligned}$$

$$\begin{pmatrix} 0 & -e^{i(\phi-t\Delta_1)}R_1 & -e^{-it\Delta_1}R_1 & 0 \\ -e^{i(-\phi+t\Delta_1)}R_1 & 0 & \Omega_1 & -e^{-it\Delta_1}R_1 \\ -e^{it\Delta_1}R_1 & \Omega_1 & 0 & -e^{i(\phi-t\Delta_1)}R_1 \\ 0 & -e^{it\Delta_1}R_1 & -e^{i(-\phi+t\Delta_1)}R_1 & 0 \end{pmatrix}$$

The Liouville operator corresponding to the Hamiltonian is given by

```
LiH = -LiouvilleCommutator[h, ham]
```

```
SparseArray[[]]
```

In the following we set the Lindbladian parameters. These are entered through the configuration variable `transLi`

$$\text{transLi} = \left\{ \left\{ \{1, 2\}, \{1, 2\}, 1, 1, \gamma_1, 0 \right\}, \left\{ \{1, 2\}, \{1, 2\}, 2, 2, \gamma_1, 0 \right\}, \right. \\ \left. \left\{ \{1, 2\}, \{1, 2\}, 1, 2, \gamma_{1,2}, 0 \right\}, \left\{ \{1, 2\}, \{1, 2\}, 2, 1, \gamma_{1,2}, 0 \right\} \right\}$$

$$\left\{ \left\{ \{1, 2\}, \{1, 2\}, 1, 1, \gamma_1, 0 \right\}, \left\{ \{1, 2\}, \{1, 2\}, 2, 2, \gamma_1, 0 \right\}, \right. \\ \left. \left\{ \{1, 2\}, \{1, 2\}, 1, 2, \gamma_{1,2}, 0 \right\}, \left\{ \{1, 2\}, \{1, 2\}, 2, 1, \gamma_{1,2}, 0 \right\} \right\}$$

The first two entries of `transLi` list the decay channels between the states $|1\rangle$ and $|2\rangle$ ($\{1,2\}$) for each atom. These transitions occur internally within each atom, so the next two transition entries are 1, 1 and 2, 2. The parameter γ_1 corresponds to the dipole element of this transition. The last two terms give rise to the collective channels formed between the transitions $|1\rangle \rightarrow |2\rangle$ between different atoms. The parameter $\gamma_{1,2}$ is the dipole element of this transition. The final 0 in `transLi` represents the energy difference between the two transitions. In this case, both transitions are in fact the same, so the difference between the energy gaps is strictly zero.

Note that the list $\{1,2\}$ appears twice. This is because transitions with the same energy gap are coupled, meaning that any existing transition must be coupled with itself. In more complex systems, however, there may be different transitions with the same or nearly identical energy gaps that are therefore coupled. To put it simply, in this case the two lists are the same ($\{1,2\}, \{1,2\}$) but in larger systems they could differ - for example, ($\{1,2\}, \{2,3\}$). If the energy difference between these two transitions is nonzero, the last entry of the corresponding element of `transLi` should be exactly this energy difference. Having defined `transLi`, we are ready to compute the Liouville operator corresponding to the Lindbladian

```
LiL = LiouvilleLindbladian[h, transLi, nl, na]
```

```
SparseArray[[]]
```

The overall Liouville operator is the sum of the Hamiltonian and Lindblad Liouville operators

```
Li = LiH + LiL
```

```
SparseArray[[]]
```

At this point we are ready to generate the system of differential equations for the density matrix coefficients of the variable rho

```
eqs = LiouvilleMasterEquation[rho, Li, t] // ExpToTrig;
eqs[[1;;2]]
```

$$\left\{ \begin{aligned} \rho_1'[t] &= \gamma_1 \rho_2[t] - \sqrt{2} \sin[\phi - t\Delta_1] R_1 \rho_3[t] - \sqrt{2} \cos[\phi - t\Delta_1] R_1 \rho_4[t] \\ &\quad + \gamma_1 \rho_5[t] + \sqrt{2} \sin[t\Delta_1] R_1 \rho_9[t] + \gamma_{1,2} \rho_{11}[t] \\ &\quad - \sqrt{2} \cos[t\Delta_1] R_1 \rho_{13}[t] + \gamma_{1,2} \rho_{16}[t], \\ \rho_2'[t] &= -\gamma_1 \rho_2[t] + \sqrt{2} \sin[\phi - t\Delta_1] R_1 \rho_3[t] + \sqrt{2} \cos[\phi - t\Delta_1] R_1 \rho_4[t] \\ &\quad + \gamma_1 \rho_6[t] + \sqrt{2} \sin[t\Delta_1] R_1 \rho_{10}[t] - \frac{1}{2} \gamma_{1,2} \rho_{11}[t] - \Omega_1 \rho_{12}[t] \\ &\quad - \sqrt{2} \cos[t\Delta_1] R_1 \rho_{14}[t] + \Omega_1 \rho_{15}[t] - \frac{1}{2} \gamma_{1,2} \rho_{16}[t] \end{aligned} \right\}$$

For a numerical example, we set the physical parameters to

```
parmvals = {R1→12.0, Δ1→1.0, φ→1.1, γ1→1.5, γ1,2→0.5, Ω1→0.7}
eqsn = eqs/.parmvals;
eqsn[[1;;2]]
```

$$\left\{ \begin{aligned} \rho_1'[t] &= 1.5 \rho_2[t] - 16.9706 \sin[1.1 - 1.t] \rho_3[t] - 16.9706 \cos[1.1 - 1.t] \rho_4[t] \\ &\quad + 1.5 \rho_5[t] + 16.9706 \sin[1.t] \rho_9[t] + 0.5 \rho_{11}[t] \\ &\quad - 16.9706 \cos[1.t] \rho_{13}[t] + 0.5 \rho_{16}[t], \\ \rho_2'[t] &= -1.5 \rho_2[t] + 16.9706 \sin[1.1 - 1.t] \rho_3[t] + 16.9706 \cos[1.1 - 1.t] \rho_4[t] \\ &\quad + 1.5 \rho_6[t] + 16.9706 \sin[1.t] \rho_{10}[t] - 0.25 \rho_{11}[t] - 0.7 \rho_{12}[t] \\ &\quad - 16.9706 \cos[1.t] \rho_{14}[t] + 0.7 \rho_{15}[t] - 0.25 \rho_{16}[t] \end{aligned} \right\}$$

We can assume that the atoms are both initially in the lowest energy level $|1\rangle$. Therefore, we set the initial conditions to $\rho_0 = \eta_0 \otimes \eta_0$ where $\eta_0 = |0\rangle\langle 0|$

```
η0 = SparseArray[{{1,1}→1},2]
rho0 = KroneckerProduct[η0,η0]
incon = InitialConditions[h,rho,rho0,t]
```

```
SparseArray[□]
SparseArray[□]
{ρ1[0]==1, ρ2[0]==0, ρ3[0]==0, ρ4[0]==0, ρ5[0]==0, ρ6[0]==0,
  ρ7[0]==0, ρ8[0]==0, ρ9[0]==0, ρ10[0]==0, ρ11[0]==0, ρ12[0]==0,
  ρ13[0]==0, ρ14[0]==0, ρ15[0]==0, ρ16[0]==0}
```

The final ODE is obtained by joining the differential equations and the initial conditions

```
diffeq = Join[eqsn,incon];
diffeq[{{1,2,17,18}}]
```

$$\left\{ \begin{aligned} \rho_1'[t] &= 1.5 \rho_2[t] - 16.9706 \sin[1.1 - 1.t] \rho_3[t] - 16.9706 \cos[1.1 - 1.t] \rho_4[t] \\ &\quad + 1.5 \rho_5[t] + 16.9706 \sin[1.t] \rho_9[t] + 0.5 \rho_{11}[t] - 16.9706 \cos[1.t] \rho_{13}[t] \\ &\quad + 0.5 \rho_{16}[t], \\ \rho_2'[t] &= -1.5 \rho_2[t] + 16.9706 \sin[1.1 - 1.t] \rho_3[t] + 16.9706 \cos[1.1 - 1.t] \rho_4[t] \\ &\quad + 1.5 \rho_6[t] + 16.9706 \sin[1.t] \rho_{10}[t] - 0.25 \rho_{11}[t] - 0.7 \rho_{12}[t] \\ &\quad - 16.9706 \cos[1.t] \rho_{14}[t] + 0.7 \rho_{15}[t] - 0.25 \rho_{16}[t], \\ \rho_1[0] &= 1, \rho_2[0] = 0 \end{aligned} \right\}$$

We can finally obtain the solution of the ODE as

```
sol = NDSolve[diffeq, Normal[rho], {t, 0, 5}][[1]];
sol[[1;;2]]
```

$$\left\{ \begin{array}{l} \rho_1[t] \rightarrow \text{InterpolatingFunction}[\square][t], \\ \rho_2[t] \rightarrow \text{InterpolatingFunction}[\square][t] \end{array} \right\}$$

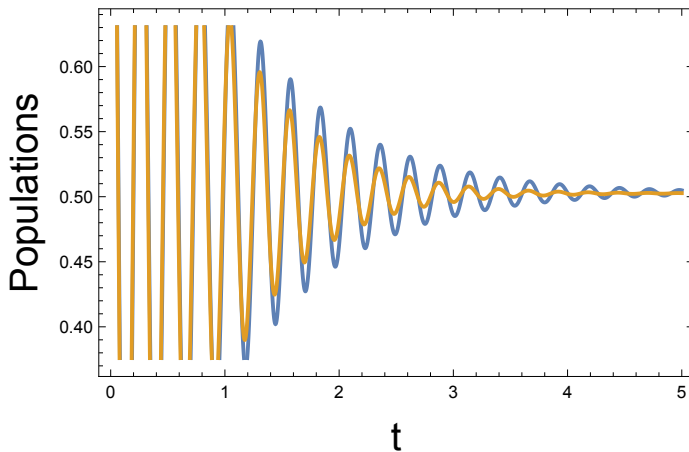
Now we can observe the dynamics of different expectation values or the density matrix coefficients. For example, to compute the populations of $|1\rangle$ and $|2\rangle$ for both atoms we calculate the expectation values

```
p1 = SparseArray[{{1, 1} → 1}, 2];
p2 = SparseArray[{{2, 2} → 1}, 2];
one = SparseArray[{{1, 1} → 1, {2, 2} → 1}, 2];
pop11 = ExpectationValue[h, rho, KroneckerProduct[p1, one]]
pop21 = ExpectationValue[h, rho, KroneckerProduct[p2, one]]
pop12 = ExpectationValue[h, rho, KroneckerProduct[one, p1]]
pop22 = ExpectationValue[h, rho, KroneckerProduct[one, p2]]
```

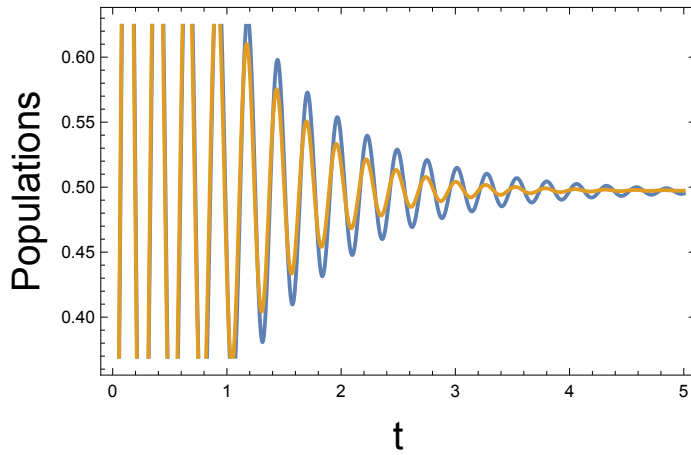
```
pop11n = pop11/.sol;
pop21n = pop21/.sol;
pop12n = pop12/.sol;
pop22n = pop22/.sol;
```

$$\begin{array}{l} \rho_1[t] + \rho_2[t] \\ \rho_5[t] + \rho_6[t] \\ \rho_1[t] + \rho_5[t] \\ \rho_2[t] + \rho_6[t] \end{array}$$

```
Plot[{pop11n, pop12n}, {t, 0, 5}, Axes → False, Frame → True,
      FrameLabel → {Style[t, 20], Style["Populations", 20]}]
```



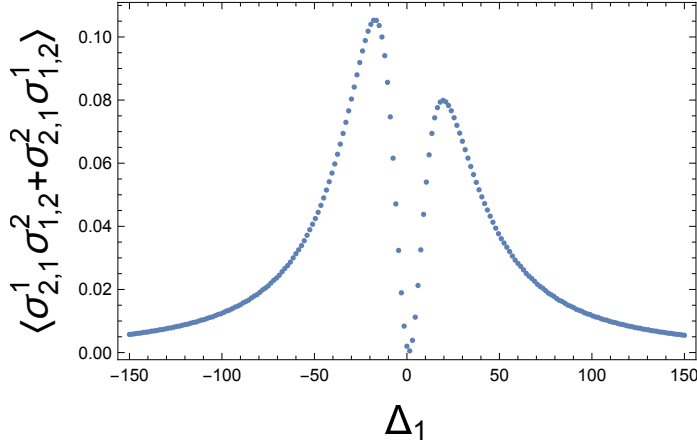
```
Plot[{pop21n, pop22n}, {t, 0, 5}, Axes → False, Frame → True,
      FrameLabel → {Style[t, 20], Style["Populations", 20]}]
```



With these ideas, we can also perform a spectroscopic analysis of the emission of the two-level system by sweeping the detuning and evaluating the correlation $\text{corr} = \langle \sigma_{2,1}^1 \sigma_{1,2}^2 + \sigma_{2,1}^2 \sigma_{1,2}^1 \rangle$ where $\sigma_{1,2}^1 = 1 \otimes |1\rangle\langle 2|$ and $\sigma_{1,2}^2 = |1\rangle\langle 2| \otimes 1$

```
nd = 200;
η0 = SparseArray[{{1, 1} → 1}, 2];
rho0 = KroneckerProduct[η0, η0];
incon = InitialConditions[h, rho, rho0, t];
corr = KroneckerProduct[SparseArray[{{1, 2} → 1}, 2],
  SparseArray[{{2, 1} → 1}, 2]]
  + KroneckerProduct[SparseArray[{{2, 1} → 1}, 2],
  SparseArray[{{1, 2} → 1}, 2]];
expval = ExpectationValue[h, rho, corr];
listplot = {};
Do[
  det = -150 + 300jj/nd;
  parmvals = {R1 → 12.0, Δ1 → det, ϕ → 1.1, γ1 → 1.5, γ1,2 → 0.5, Ω1 → 0.7};
  eqsn = eqs /. parmvals;
  diffeq = Join[eqsn, incon];
  sol = NDSolve[diffeq, Normal[rho], {t, 0, 10}][[1]];
  expvaln = expval /. sol /. {t → 10};
  AppendTo[listplot, {det, expvaln}];
, {jj, 0, nd}]

ListPlot[listplot, Axes → False, Frame → True,
  FrameLabel → {Style["Δ1", 20], Style["⟨+⟩", 20]},
  PlotRange → All]
```



It is possible to abbreviate the process of obtaining the differential equations by using `MasterEquation`, which is a wrapper for `LiouvilleMasterEquation`, `LiouvilleLindbladian`, `LiouvilleCommutator`, and `Ham`

```

eta0 = SparseArray[{{1, 1} -> 1}, 2]
rho0 = KroneckerProduct[eta0, eta0]
eqs = MasterEquation[h, rho, rho0, transCE, transdd, transLi, nl, na, t];
eqs[{{1, 2, 17, 18}}]

SparseArray[[]]
SparseArray[[]]
{
  rho1'[t] == gamma1 rho2[t] - sqrt(2) Sin[phi - t Delta1] R1 rho3[t] - sqrt(2) Cos[phi - t Delta1] R1 rho4[t] + gamma1 rho5[t]
    + sqrt(2) Sin[t Delta1] R1 rho9[t] + gamma1,2 rho11[t] - sqrt(2) Cos[t Delta1] R1 rho13[t] + gamma1,2 rho16[t],
  rho2'[t] == -gamma1 rho2[t] + sqrt(2) Sin[phi - t Delta1] R1 rho3[t] + sqrt(2) Cos[phi - t Delta1] R1 rho4[t]
    + gamma1 rho6[t] + sqrt(2) Sin[t Delta1] R1 rho10[t] - 1/2 gamma1,2 rho11[t] - Omega1 rho12[t] - sqrt(2) Cos[t Delta1] R1 rho14[t]
    + Omega1 rho15[t] - 1/2 gamma1,2 rho16[t],
  rho1[t] == 1, rho2[t] == 0
}

```

Note that in this case the initial condition was set using `rho0` in matrix form rather than as a list of coefficients.

A.3 Five two-level atoms

The system of five two-level atoms is characterized by ground states $|0\rangle_\alpha$ for $\alpha = 1, 2, 3, 4, 5$, and excited states $|1\rangle_\alpha$ for $\alpha = 1, 2, 3, 4, 5$, corresponding to atoms 1 through 5, as shown in Fig. 3. The quantum levels of each atom are coupled to a coherent source through the Rabi parameter R_1 , which is common to all five atoms. These levels are also connected to decay channels characterized by the decay rate γ_1 . In addition, the quantum levels of one atom are coupled to those of its neighbors via dipole-dipole interactions, mainly determined by Ω_1 . Moreover, neighboring atoms are coupled through a collective decay channel with decay rate $\gamma_{1,2}$.

We start by setting the matrix basis, the density matrix elements, the number of atoms and the number of quantum levels

```

na = 5;
nl = 2;
n = nl2na;

```

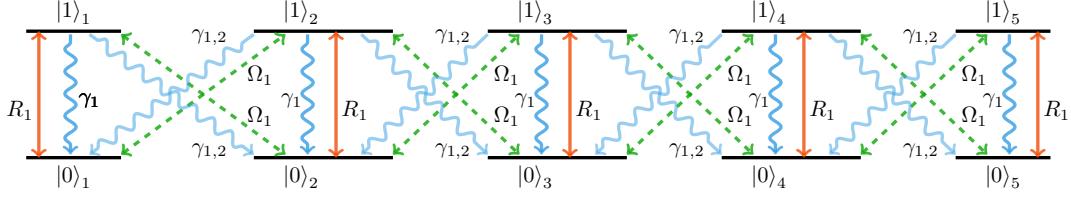


Figure 4: Scheme of five two-level atoms. It is characterized by ground states $|0\rangle_\alpha$ for $\alpha = 1, 2, 3, 4, 5$, and excited states $|1\rangle_\alpha$ for $\alpha = 1, 2, 3, 4, 5$, corresponding to atoms 1 through 5. The quantum levels of each atom are coupled to a coherent source through the Rabi parameter R_1 , which is common to all five atoms. These levels are also connected to decay channels characterized by the decay rate γ_1 . In addition, the quantum levels of one atom are coupled to those of its neighbors via dipole-dipole interactions, mainly determined by Ω_1 . Moreover, neighboring atoms are coupled through a collective decay channel with decay rate $\gamma_{1,2}$.

```
h = MultiAtomBasis[nl, na]
rho = SparseArray[Table[ii -> rho_ii[t], {ii, 1, n}]]
```

```
SparseArray[[]]
SparseArray[[]]
```

Next, we set the Hamiltonian parameters. The `transCE` configuration variable, which describes this light-matter interaction, is

```
transCE = Table[{{1, 2}, ii, R_1, Delta_1, (ii - 1)phi}, {ii, 1, 5}]
```

$$\left\{ \begin{aligned} & \{ \{1, 2\}, 1, R_1, \Delta_1, 0 \}, \{ \{1, 2\}, 2, R_1, \Delta_1, \phi \}, \\ & \{ \{1, 2\}, 3, R_1, \Delta_1, 2\phi \}, \{ \{1, 2\}, 4, R_1, \Delta_1, 3\phi \}, \{ \{1, 2\}, 5, R_1, \Delta_1, 4\phi \} \end{aligned} \right\}$$

This variable indicates that there is only one laser coupling the states $|1\rangle$ and $|2\rangle$ ($\{1, 2\}$) of the five atoms, with Rabi parameter R_1 and detuning Δ_1 . The phase arising from the atoms' positions is taken to be zero for the first atom and to increase by ϕ for each subsequent atom. Assuming that the five atoms lie along the propagation direction of the incident field, there is a phase difference of ϕ between each consecutive pair of atoms. If the interaction occurs only between nearest neighbors, the variable `transdd`, which lists the coherent interactions among atoms, is given by

```
transdd = Join[Table[{{1, 2}, {1, 2}, ii, ii + 1, Omega_1, 0}, {ii, 1, na - 1}],
Table[{{1, 2}, {1, 2}, ii + 1, ii, Omega_1, 0}, {ii, 1, na - 1}]]
```

$$\left\{ \begin{aligned} & \{ \{1, 2\}, \{1, 2\}, 1, 2, \Omega_1, 0 \}, \{ \{1, 2\}, \{1, 2\}, 2, 3, \Omega_1, 0 \}, \{ \{1, 2\}, \{1, 2\}, 3, 4, \Omega_1, 0 \}, \\ & \{ \{1, 2\}, \{1, 2\}, 4, 5, \Omega_1, 0 \}, \{ \{1, 2\}, \{1, 2\}, 2, 1, \Omega_1, 0 \}, \{ \{1, 2\}, \{1, 2\}, 3, 2, \Omega_1, 0 \}, \\ & \{ \{1, 2\}, \{1, 2\}, 4, 3, \Omega_1, 0 \}, \{ \{1, 2\}, \{1, 2\}, 5, 4, \Omega_1, 0 \} \end{aligned} \right\}$$

This variable can be read as follows. The first two elements are the coupled transitions. The list $\{1,2\}$ appears twice. This is because transitions with the same energy gap are coupled, meaning that any existing transition must be coupled with itself. In more complex systems, however, there may be different transitions with the same or nearly identical energy gaps that are therefore coupled. To put it simply, in this case the two lists are the same ($\{1,2\}, \{1,2\}$) but in larger systems they could differ - for example, ($\{1,2\}, \{2,3\}$). The following two numbers (1, 2) in the first element and 2, 1 in the second) label the atoms. Ω_1 is the coupling constant between these two transitions. The final 0 in `transdd` represents the energy difference between the two transitions. In this case, both transitions are in fact the same, so the difference between the energy gaps is strictly zero. In the case of two different transitions with similar energies, this number must be set equal to their energy difference.

With these variables at hand, we compute the Hamiltonian

```
ham = Ham[transCE, transdd, nl, na, t]
```

```
SparseArray[[]]
```

The Liouville operator corresponding to the Hamiltonian is given by (this might take longer than the previous examples)

```
LiH = -LiouvilleCommutator[h, ham]
```

```
SparseArray[]
```

In the following we set the Lindbladian parameters. These are entered through the configuration variable `transLi` (this might take longer than the previous examples)

```
transLi = Join[Table[{{1,2},{1,2},ii,ii,γ1,0},{ii,na}],
Table[{{1,2},{1,2},ii,ii+1,γ1,2,0},{ii,na-1}],
Table[{{1,2},{1,2},ii+1,ii,γ1,2,0},{ii,na-1}]]
```

$$\left\{ \begin{aligned} & \{ \{1,2\}, \{1,2\}, 1, 1, \gamma_1, 0 \}, \{ \{1,2\}, \{1,2\}, 2, 2, \gamma_1, 0 \}, \{ \{1,2\}, \{1,2\}, 3, 3, \gamma_1, 0 \}, \\ & \{ \{1,2\}, \{1,2\}, 4, 4, \gamma_1, 0 \}, \{ \{1,2\}, \{1,2\}, 5, 5, \gamma_1, 0 \}, \{ \{1,2\}, \{1,2\}, 1, 2, \gamma_{1,2}, 0 \}, \\ & \{ \{1,2\}, \{1,2\}, 2, 3, \gamma_{1,2}, 0 \}, \{ \{1,2\}, \{1,2\}, 3, 4, \gamma_{1,2}, 0 \}, \{ \{1,2\}, \{1,2\}, 4, 5, \gamma_{1,2}, 0 \}, \\ & \{ \{1,2\}, \{1,2\}, 2, 1, \gamma_{1,2}, 0 \}, \{ \{1,2\}, \{1,2\}, 3, 2, \gamma_{1,2}, 0 \}, \{ \{1,2\}, \{1,2\}, 4, 3, \gamma_{1,2}, 0 \}, \\ & \{ \{1,2\}, \{1,2\}, 5, 4, \gamma_{1,2}, 0 \} \end{aligned} \right\}$$

The first five entries of `transLi` list the decay channels between the states $|1\rangle$ and $|2\rangle$ ($\{1,2\}$) for each atom. These transitions occur internally within each atom, so the next two transition entries are (1, 1), (2, 2), (3, 3), (4, 4) and (5, 5). The parameter γ_1 corresponds to the dipole element of this transition. The last eight terms give rise to the collective channels formed between the transitions $|1\rangle \rightarrow |2\rangle$ between neighbouring atoms. The parameter $\gamma_{1,2}$ is the dipole element of this kind of transition. The final 0 in `transLi` represents the energy difference between the two transitions. In this case, all these transitions are in fact the same, so the difference between the energy gaps is strictly zero.

Having defined `transLi`, we are ready to compute the Liouville operator corresponding to the Lindbladian (this might take longer than the previous examples)

```
LiL = LiouvilleLindbladian[h, transLi, nl, na]
```

```
SparseArray[]
```

The overall Liouville operator is the sum of the Hamiltonian and Lindblad Liouville operators

```
Li = LiH + LiL
```

```
SparseArray[]
```

At this point we are ready to generate the system of differential equations for the density matrix coefficients of the variable `rho`

```
eqs = LiouvilleMasterEquation[rho, Li, t] // ExpToTrig;
eqs[[1 ;; 2]]
```

$$\left\{ \begin{aligned} \rho_1'[t] &= \gamma_1 \rho_2[t] - \sqrt{2} \sin[4\phi - t\Delta_1] R_1 \rho_3[t] - \sqrt{2} \cos[4\phi - t\Delta_1] R_1 \rho_4[t] \\ &\quad + \gamma_1 \rho_5[t] - \sqrt{2} \sin[3\phi - t\Delta_1] R_1 \rho_9[t] + \gamma_{1,2} \rho_{11}[t] - \sqrt{2} \cos[3\phi - t\Delta_1] R_1 \rho_{13}[t] \\ &\quad + \gamma_{1,2} \rho_{16}[t] + \gamma_1 \rho_{17}[t] - \sqrt{2} \sin[2\phi - t\Delta_1] R_1 \rho_{33}[t] + \gamma_{1,2} \rho_{41}[t] \\ &\quad - \sqrt{2} \cos[2\phi - t\Delta_1] R_1 \rho_{49}[t] + \gamma_{1,2} \rho_{61}[t] + \gamma_1 \rho_{65}[t] - \sqrt{2} \sin[\phi - t\Delta_1] R_1 \rho_{129}[t] \\ &\quad + \gamma_{1,2} \rho_{161}[t] - \sqrt{2} \cos[\phi - t\Delta_1] R_1 \rho_{193}[t] + \gamma_{1,2} \rho_{241}[t] + \gamma_1 \rho_{257}[t] \\ &\quad + \sqrt{2} \sin[t\Delta_1] R_1 \rho_{513}[t] + \gamma_{1,2} \rho_{641}[t] - \sqrt{2} \cos[t\Delta_1] R_1 \rho_{769}[t] + \gamma_{1,2} \rho_{961}[t], \\ \rho_2'[t] &= -\gamma_1 \rho_2[t] + \sqrt{2} \sin[4\phi - t\Delta_1] R_1 \rho_3[t] + \sqrt{2} \cos[4\phi - t\Delta_1] R_1 \rho_4[t] \\ &\quad + \gamma_1 \rho_6[t] - \sqrt{2} \sin[3\phi - t\Delta_1] R_1 \rho_{10}[t] - \frac{1}{2} \gamma_{1,2} \rho_{11}[t] - \Omega_1 \rho_{12}[t] \\ &\quad - \sqrt{2} \cos[3\phi - t\Delta_1] R_1 \rho_{14}[t] + \Omega_1 \rho_{15}[t] - \frac{1}{2} \gamma_{1,2} \rho_{16}[t] + \gamma_1 \rho_{18}[t] \\ &\quad - \sqrt{2} \sin[2\phi - t\Delta_1] R_1 \rho_{34}[t] + \gamma_{1,2} \rho_{42}[t] - \sqrt{2} \cos[2\phi - t\Delta_1] R_1 \rho_{50}[t] + \gamma_{1,2} \rho_{62}[t] \\ &\quad + \gamma_1 \rho_{66}[t] - \sqrt{2} \sin[\phi - t\Delta_1] R_1 \rho_{130}[t] + \gamma_{1,2} \rho_{162}[t] - \sqrt{2} \cos[\phi - t\Delta_1] R_1 \rho_{194}[t] \\ &\quad + \gamma_{1,2} \rho_{242}[t] + \gamma_1 \rho_{258}[t] + \sqrt{2} \sin[t\Delta_1] R_1 \rho_{514}[t] + \gamma_{1,2} \rho_{642}[t] \\ &\quad - \sqrt{2} \cos[t\Delta_1] R_1 \rho_{770}[t] + \gamma_{1,2} \rho_{962}[t] \end{aligned} \right\}$$

For a numerical example, we set the physical parameters to

```
parmvals = {R1 -> 12.0, Delta1 -> 10.0, phi -> 1.1, gamma1 -> 1.5, gamma1,2 -> 0.5, Omega1 -> 0.7}
eqsn = eqs /. parmvals;
eqsn[[1 ;; 2]]
```

$$\{R_1 \rightarrow 12., \Delta_1 \rightarrow 10., \phi \rightarrow 1.1, \gamma_1 \rightarrow 1.5, \gamma_{1,2} \rightarrow 0.5, \Omega_1 \rightarrow 0.7\}$$

$$\left\{ \begin{aligned} \rho_1'[t] &= 1.5 \rho_2[t] - 16.9706 \sin[4.4 - 10.t] \rho_3[t] - 16.9706 \cos[4.4 - 10.t] \rho_4[t] \\ &\quad + 1.5 \rho_5[t] - 16.9706 \sin[3.3 - 10.t] \rho_9[t] + 0.5 \rho_{11}[t] \\ &\quad - 16.9706 \cos[3.3 - 10.t] \rho_{13}[t] + 0.5 \rho_{16}[t] + 1.5 \rho_{17}[t] \\ &\quad - 16.9706 \sin[2.2 - 10.t] \rho_{33}[t] + 0.5 \rho_{41}[t] - 16.9706 \cos[2.2 - 10.t] \rho_{49}[t] \\ &\quad + 0.5 \rho_{61}[t] + 1.5 \rho_{65}[t] - 16.9706 \sin[1.1 - 10.t] \rho_{129}[t] + 0.5 \rho_{161}[t] \\ &\quad - 16.9706 \cos[1.1 - 10.t] \rho_{193}[t] + 0.5 \rho_{241}[t] + 1.5 \rho_{257}[t] + 0.5 \rho_{961}[t] \\ &\quad + 16.9706 \sin[10.t] \rho_{513}[t] + 0.5 \rho_{641}[t] - 16.9706 \cos[10.t] \rho_{769}[t], \\ \rho_2'[t] &= -1.5 \rho_2[t] + 16.9706 \sin[4.4 - 10.t] \rho_3[t] + 16.9706 \cos[4.4 - 10.t] \rho_4[t] \\ &\quad + 1.5 \rho_6[t] - 16.9706 \sin[3.3 - 10.t] \rho_{10}[t] - 0.25 \rho_{11}[t] - 0.7 \rho_{12}[t] \\ &\quad - 16.9706 \cos[3.3 - 10.t] \rho_{14}[t] + 0.7 \rho_{15}[t] - 0.25 \rho_{16}[t] + 1.5 \rho_{18}[t] \end{aligned} \right\}$$

$$\begin{aligned} & -16.9706\text{Sin}[2.2 - 10.t]\rho_{34}[t] + 0.5\rho_{42}[t] - 16.9706\text{Cos}[2.2 - 10.t]\rho_{50}[t] \\ & + 0.5\rho_{62}[t] + 1.5\rho_{66}[t] - 16.9706\text{Sin}[1.1 - 10.t]\rho_{130}[t] + 0.5\rho_{162}[t] \\ & - 16.9706\text{Cos}[1.1 - 10.t]\rho_{194}[t] + 0.5\rho_{242}[t] + 1.5\rho_{258}[t] \\ & + 16.9706\text{Sin}[10.t]\rho_{514}[t] + 0.5\rho_{642}[t] - 16.9706\text{Cos}[10.t]\rho_{770}[t] + 0.5\rho_{962}[t] \} \end{aligned}$$

We can assume that the atoms are initially in the lowest energy level $|1\rangle$. Therefore, we set the initial conditions to $\rho_0 = \eta_0 \otimes \eta_0 \otimes \eta_0 \otimes \eta_0$ where $\eta_0 = |0\rangle\langle 0|$

```
η0 = SparseArray[{{1, 1} → 1}, 2]
rho0 = KroneckerProduct[η0, η0, η0, η0, η0]
incon = InitialConditions[h, rho, rho0, t];
incon[[1; 5]]
```

```
SparseArray[□]
SparseArray[□]
{ρ1[0] == 1, ρ2[0] == 0, ρ3[0] == 0, ρ4[0] == 0, ρ5[0] == 0}
```

The final ODE is obtained by joining the differential equations and the initial conditions

```
diffeq = Join[eqsn, incon];
diffeq[{{1, 2, 1025, 1026}}]
```

$$\begin{aligned} & \left\{ \begin{aligned} \rho_1'[t] &= 1.5\rho_2[t] - 16.9706\text{Sin}[4.4 - 10.t]\rho_3[t] - 16.9706\text{Cos}[4.4 - 10.t]\rho_4[t] \\ & + 1.5\rho_5[t] - 16.9706\text{Sin}[3.3 - 10.t]\rho_9[t] + 0.5\rho_{11}[t] \\ & - 16.9706\text{Cos}[3.3 - 10.t]\rho_{13}[t] + 0.5\rho_{16}[t] + 1.5\rho_{17}[t] \\ & - 16.9706\text{Sin}[2.2 - 10.t]\rho_{33}[t] + 0.5\rho_{41}[t] - 16.9706\text{Cos}[2.2 - 10.t]\rho_{49}[t] \\ & + 0.5\rho_{61}[t] + 1.5\rho_{65}[t] - 16.9706\text{Sin}[1.1 - 10.t]\rho_{129}[t] + 0.5\rho_{161}[t] \\ & - 16.9706\text{Cos}[1.1 - 10.t]\rho_{193}[t] + 0.5\rho_{241}[t] + 1.5\rho_{257}[t] + 0.5\rho_{961}[t] \\ & + 16.9706\text{Sin}[10.t]\rho_{513}[t] + 0.5\rho_{641}[t] \\ & - 16.9706\text{Cos}[10.t]\rho_{769}[t], \\ \rho_2'[t] &= -1.5\rho_2[t] + 16.9706\text{Sin}[4.4 - 10.t]\rho_3[t] \\ & + 16.9706\text{Cos}[4.4 - 10.t]\rho_4[t] + 1.5\rho_6[t] - 16.9706\text{Sin}[3.3 - 10.t]\rho_{10}[t] \\ & - 0.25\rho_{11}[t] - 0.7\rho_{12}[t] - 16.9706\text{Cos}[3.3 - 10.t]\rho_{14}[t] + 0.7\rho_{15}[t] \\ & - 0.25\rho_{16}[t] + 1.5\rho_{18}[t] - 16.9706\text{Sin}[2.2 - 10.t]\rho_{34}[t] + 0.5\rho_{42}[t] \\ & - 16.9706\text{Cos}[2.2 - 10.t]\rho_{50}[t] + 0.5\rho_{62}[t] + 1.5\rho_{66}[t] \\ & - 16.9706\text{Sin}[1.1 - 10.t]\rho_{130}[t] + 0.5\rho_{162}[t] - 16.9706\text{Cos}[1.1 - 10.t]\rho_{194}[t] \\ & + 0.5\rho_{242}[t] + 1.5\rho_{258}[t] + 16.9706\text{Sin}[10.t]\rho_{514}[t] + 0.5\rho_{642}[t] \\ & - 16.9706\text{Cos}[10.t]\rho_{770}[t] + 0.5\rho_{962}[t], \\ \rho_1[0] &= 1, \rho_2[0] = 0 \end{aligned} \right\} \end{aligned}$$

We can finally obtain the solution of the ODE as

```
sol = NDSolve[diffeq, Normal[rho], {t, 0, 20}][[1]];
sol[[1; 2]]
```

$$\left\{ \begin{aligned} \rho_1[t] &\rightarrow \text{InterpolatingFunction}[\square][t], \\ \rho_2[t] &\rightarrow \text{InterpolatingFunction}[\square][t] \end{aligned} \right\}$$

Now we can observe the dynamics of different expectation values or the density matrix coefficients. For example, to compute the correlations $\langle \sigma_{2,1}^1 \sigma_{1,2}^5 + \sigma_{2,1}^5 \sigma_{1,2}^1 \rangle$ and $\langle \sigma_{2,1}^1 \sigma_{1,2}^2 + \sigma_{2,1}^2 \sigma_{1,2}^1 \rangle$ where $\sigma_{1,2}^1 = 1 \otimes 1 \otimes 1 \otimes |1\rangle\langle 2|$, $\sigma_{1,2}^2 = 1 \otimes 1 \otimes |1\rangle\langle 2| \otimes 1$ and $\sigma_{1,2}^5 = |1\rangle\langle 2| \otimes 1 \otimes 1 \otimes 1$

```

σ12 = SparseArray[{{1, 2} → 1}, 2];
σ21 = SparseArray[{{2, 1} → 1}, 2];
one = SparseArray[{{1, 1} → 1, {2, 2} → 1}, 2];
corr1 = ExpectationValue[h, rho,
  KroneckerProduct[σ12, one, one, one, σ21]
  + KroneckerProduct[σ21, one, one, one, σ12]]
corr2 = ExpectationValue[h, rho,
  KroneckerProduct[one, one, one, σ12, σ21]
  + KroneckerProduct[one, one, one, σ21, σ12]]
corr1n = corr1/.sol;
corr2n = corr2/.sol;

```

```

ρ515[t]+ρ519[t]+ρ531[t]+ρ535[t]+ρ579[t]+ρ583[t]+ρ595[t]+ρ599[t]+ρ772[t]
+ ρ776[t]+ρ788[t]+ρ792[t]+ρ836[t]+ρ840[t]+ρ852[t]+ρ856[t]

```

```

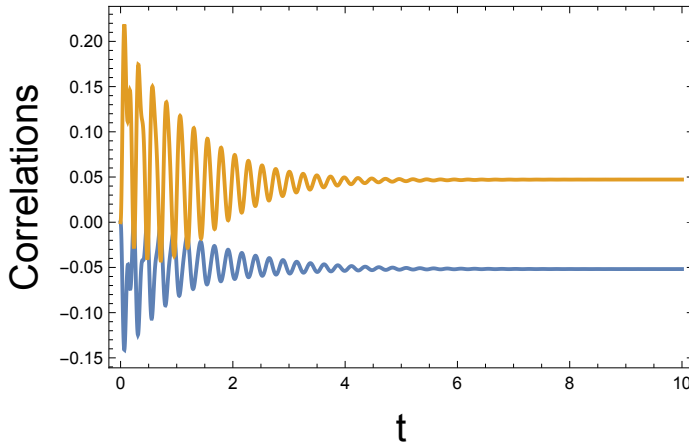
ρ11[t]+ρ16[t]+ρ27[t]+ρ32[t]+ρ75[t]+ρ80[t]+ρ91[t]+ρ96[t]+ρ267[t]+ρ272[t]
+ ρ283[t]+ρ288[t]+ρ331[t]+ρ336[t]+ρ347[t]+ρ352[t]

```

```

Plot[{Re[corr1n], Re[corr2n]}, {t, 0, 10}, Axes → False, Frame → True,
FrameLabel → {Style[t, 20], Style["Correlations", 20]}, PlotRange → All]

```



With these ideas, we can also perform a spectroscopic analysis of the emission of the two-level system by sweeping the detuning and evaluating the correlations $\langle \sigma_{2,1}^1 \sigma_{1,2}^2 + \sigma_{2,1}^2 \sigma_{1,2}^1 \rangle$ and $\langle \sigma_{2,1}^1 \sigma_{1,2}^5 + \sigma_{2,1}^5 \sigma_{1,2}^1 \rangle$

```

nd = 150;
η0 = SparseArray[{{1, 1} → 1}, 2];
rho0 = KroneckerProduct[η0, η0, η0, η0, η0];
incon = InitialConditions[h, rho, rho0, t];
σ12 = SparseArray[{{1, 2} → 1}, 2];
σ21 = SparseArray[{{2, 1} → 1}, 2];
corr1 = ExpectationValue[h, rho, KroneckerProduct[σ12, one, one, one, σ21]
  + KroneckerProduct[σ21, one, one, one, σ12]];

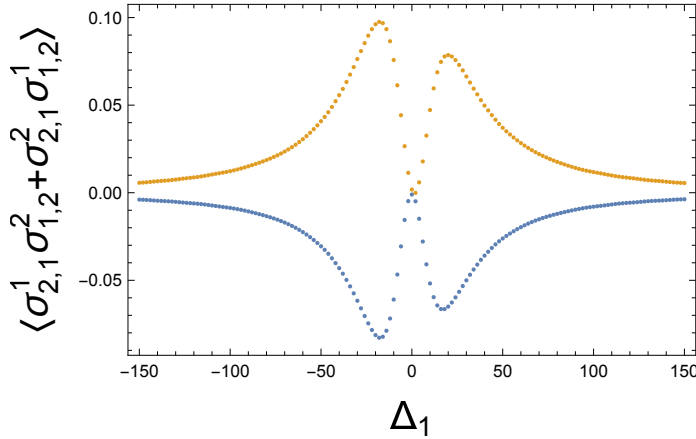
```

```

corr2 = ExpectationValue[h, rho, KroneckerProduct[one, one, one,  $\sigma_{12}$ ,  $\sigma_{21}$ ]
      + KroneckerProduct[one, one, one,  $\sigma_{21}$ ,  $\sigma_{12}$ ]];
listplot1 = {};
listplot2 = {};
Print[Dynamic[jj], "/", nd]
Do[
  det = -150 + 300 jj/nd;
  parmvals = { $R_1 \rightarrow 12.0$ ,  $\Delta_1 \rightarrow \text{det}$ ,  $\phi \rightarrow 1.1$ ,  $\gamma_1 \rightarrow 1.5$ ,  $\gamma_{1,2} \rightarrow 0.5$ ,  $\Omega_1 \rightarrow 0.7$ };
  eqsn = eqs/.parmvals;
  diffeq = Join[eqsn, incon];
  sol = NDSolve[diffeq, Normal[rho], {t, 0, 10}][[1]];
  corr1n = corr1/.sol/.{t $\rightarrow$ 10};
  corr2n = corr2/.sol/.{t $\rightarrow$ 10};
  AppendTo[listplot1, {det, corr1n}];
  AppendTo[listplot2, {det, corr2n}];
, {jj, 0, nd}]

ListPlot[{listplot1, listplot2}, Axes $\rightarrow$ False, Frame $\rightarrow$ True,
FrameLabel $\rightarrow$ {Style[" $\Delta_1$ ", 20], Style["+", 20]}, PlotRange $\rightarrow$ All]

```



It is possible to abbreviate the process of obtaining the differential equations by using `MasterEquation`, which is a wrapper for `LiouvilleMasterEquation`, `LiouvilleLindbladian`, `LiouvilleCommutator`, and `Ham`

```

 $\eta_0$  = SparseArray[{{1, 1} $\rightarrow$ 1}, 2]
rho0 = KroneckerProduct[ $\eta_0$ ,  $\eta_0$ ,  $\eta_0$ ,  $\eta_0$ ,  $\eta_0$ ]
eqs = MasterEquation[h, rho, rho0, transCE, transdd, transLi, nl, na, t];
eqs[{{1, 2, 1025, 1026}}]

```

```

SparseArray[ $\square$ ]
SparseArray[ $\square$ ]

```

$$\begin{aligned}
\rho'_1[t] = & \gamma_1 \rho_2[t] - \sqrt{2} \sin[4\phi - t\Delta_1] R_1 \rho_3[t] - \sqrt{2} \cos[4\phi - t\Delta_1] R_1 \rho_4[t] + \gamma_1 \rho_5[t] \\
& - \sqrt{2} \sin[3\phi - t\Delta_1] R_1 \rho_9[t] + \gamma_{1,2} \rho_{11}[t] - \sqrt{2} \cos[3\phi - t\Delta_1] R_1 \rho_{13}[t] + \gamma_{1,2} \rho_{16}[t] \\
& + \gamma_1 \rho_{17}[t] - \sqrt{2} \sin[2\phi - t\Delta_1] R_1 \rho_{33}[t] + \gamma_{1,2} \rho_{41}[t] - \sqrt{2} \cos[2\phi - t\Delta_1] R_1 \rho_{49}[t] \\
& + \gamma_{1,2} \rho_{61}[t] + \gamma_1 \rho_{65}[t] - \sqrt{2} \sin[\phi - t\Delta_1] R_1 \rho_{129}[t] + \gamma_{1,2} \rho_{161}[t] \\
& - \sqrt{2} \cos[\phi - t\Delta_1] R_1 \rho_{193}[t] + \gamma_{1,2} \rho_{241}[t] + \gamma_1 \rho_{257}[t] + \sqrt{2} \sin[t\Delta_1] R_1 \rho_{513}[t]
\end{aligned}$$

$$\begin{aligned}
& + \gamma_{1,2} \rho_{641}[t] - \sqrt{2} \cos[t\Delta_1] R_1 \rho_{769}[t] + \gamma_{1,2} \rho_{961}[t], \\
\rho_2'[t] = & -\gamma_1 \rho_2[t] + \sqrt{2} \sin[4\phi - t\Delta_1] R_1 \rho_3[t] + \sqrt{2} \cos[4\phi - t\Delta_1] R_1 \rho_4[t] + \gamma_1 \rho_6[t] \\
& - \sqrt{2} \sin[3\phi - t\Delta_1] R_1 \rho_{10}[t] - \frac{1}{2} \gamma_{1,2} \rho_{11}[t] - \Omega_1 \rho_{12}[t] - \sqrt{2} \cos[3\phi - t\Delta_1] R_1 \rho_{14}[t] \\
& + \Omega_1 \rho_{15}[t] - \frac{1}{2} \gamma_{1,2} \rho_{16}[t] + \gamma_1 \rho_{18}[t] - \sqrt{2} \sin[2\phi - t\Delta_1] R_1 \rho_{34}[t] + \gamma_{1,2} \rho_{42}[t] \\
& - \sqrt{2} \cos[2\phi - t\Delta_1] R_1 \rho_{50}[t] + \gamma_{1,2} \rho_{62}[t] + \gamma_1 \rho_{66}[t] - \sqrt{2} \sin[\phi - t\Delta_1] R_1 \rho_{130}[t] \\
& + \gamma_{1,2} \rho_{162}[t] - \sqrt{2} \cos[\phi - t\Delta_1] R_1 \rho_{194}[t] + \gamma_{1,2} \rho_{242}[t] + \gamma_1 \rho_{258}[t] \\
& + \sqrt{2} \sin[t\Delta_1] R_1 \rho_{514}[t] + \gamma_{1,2} \rho_{642}[t] - \sqrt{2} \cos[t\Delta_1] R_1 \rho_{770}[t] + \gamma_{1,2} \rho_{962}[t], \\
\rho_1[t] = & 1, \rho_2[t] = 0
\end{aligned}$$

Note that in this case the initial condition was set using `rho0` in matrix form rather than as a list of coefficients.

A.4 Optical pumping

Optical pumping is the process by which resonant light redistributes the population of atomic energy levels, creating a non-equilibrium population distribution or spin polarization [43–45]. In this example, we set up the master equation for a ^{87}Rb atom in a four-wave-mixing configuration and examine its behavior under optical pumping conditions.

We start by generating the master equation for a single ^{87}Rb atom, explicitly taking into account the orbitals $5 S_{1/2}$, $F=2$; $5 P_{3/2}$, $F=3$ and $5 D_{3/2}$, $F=3$. . As an initial step in this construction, we obtain the configuration files produced by `TransitionLists`, which provide the necessary information about the allowed transitions among these levels.

```

na = 1;
Jlist = {1/2, 3/2, 3/2};
Flist = {2, 3, 3};
mFlist = {Range[-2, 2], Range[-3, 3], Range[-3, 3]};
levtrlist = {{1, 2}, {2, 3}};
lasertrlist = {{1, 2}, {1/2, -i/sqrt(2), 0}}, {{2, 3}, {1/2, -i/sqrt(2), 0}};
{levels, transitions, transdd, transLi, transCE}
= TransitionLists[3/2, Jlist, Flist, mFlist, levtrlist,
lasertrlist, na, R, delta, phi, gamma, F, G];

```

At this point, it is helpful to inspect the variable `levels`, as this provides a clearer understanding of how the atomic orbitals are organized and how they will enter into the master equation.

```
levels
```

$$\begin{aligned}
& \left\{ \left\{ \left\{ 1, -2, \frac{1}{2}, 2 \right\}, \left\{ 2, -1, \frac{1}{2}, 2 \right\}, \left\{ 3, 0, \frac{1}{2}, 2 \right\}, \left\{ 4, 1, \frac{1}{2}, 2 \right\}, \left\{ 5, 2, \frac{1}{2}, 2 \right\} \right\}, \right. \\
& \quad \left\{ \left\{ 6, -3, \frac{3}{2}, 3 \right\}, \left\{ 7, -2, \frac{3}{2}, 3 \right\}, \left\{ 8, -1, \frac{3}{2}, 3 \right\}, \left\{ 9, 0, \frac{3}{2}, 3 \right\}, \left\{ 10, 1, \frac{3}{2}, 3 \right\}, \right. \\
& \quad \left. \left\{ 11, 2, \frac{3}{2}, 3 \right\}, \left\{ 12, 3, \frac{3}{2}, 3 \right\} \right\}, \\
& \quad \left\{ \left\{ 13, -3, \frac{3}{2}, 3 \right\}, \left\{ 14, -2, \frac{3}{2}, 3 \right\}, \left\{ 15, -1, \frac{3}{2}, 3 \right\}, \left\{ 16, 0, \frac{3}{2}, 3 \right\}, \left\{ 17, 1, \frac{3}{2}, 3 \right\}, \right. \\
& \quad \left. \left\{ 18, 2, \frac{3}{2}, 3 \right\}, \left\{ 19, 3, \frac{3}{2}, 3 \right\} \right\} \left. \right\}
\end{aligned}$$

The variable `levels` is a three-level nested list. It is organized into three groups corresponding to the orbitals $5 S_{1/2}$, $F=2$; $5 P_{3/2}$, $F=3$ and $5 D_{3/2}$, $F=3$. We can extract the the number of levels from the variable `levels`

```
nl = levels[[-1, -1, 1]]
```

19

We now get the matrix basis, define the density matrix and set the initial conditions so that the 5 $S_{1/2}F=2$ are equally occupied

```
h = MultiAtomBasis[nl, na]
n = Length[h]
rho = SparseArray[Table[ii → Subscript[ρ, ii][t], {ii, n}]]
rho0 = SparseArray[Table[{ii, ii} → 1/5, {ii, 5}], {nl, nl}]
```

```
SparseArray[□]
361
SparseArray[□]
SparseArray[□]
```

We use `MasterEquation` to obtain the master equation and set the system parameters in the variable `consts`

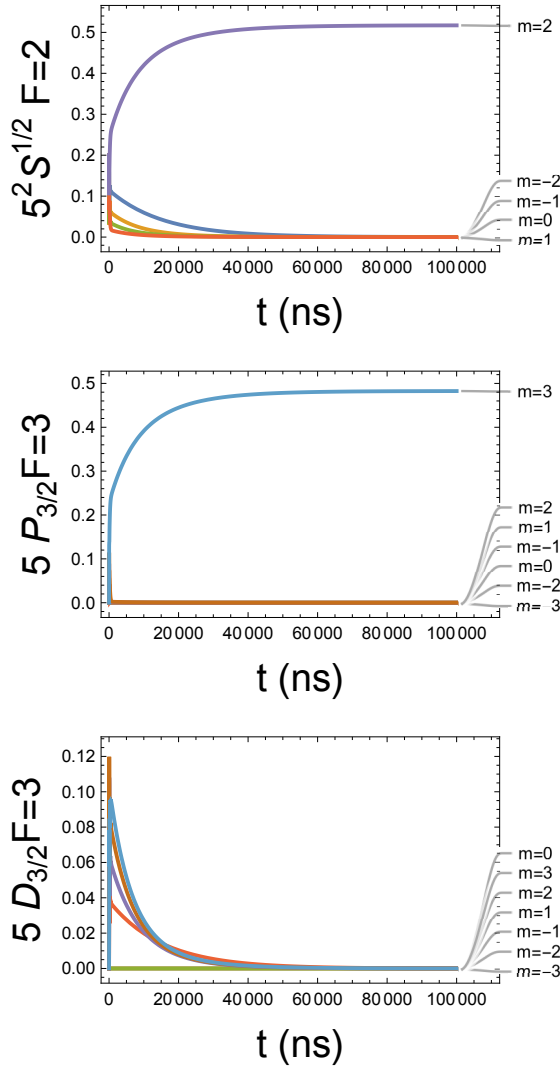
```
diffeqs = MasterEquation[h, rho, rho0, transCE, transdd, transLi, nl, na, t];
consts = {γ1 → 0.07573, γ2 → 0.001343, R1 → 0.1, R2 → 0.1, δ1 → 0.0,
          δ2 → 0.0, φ1,1 → 0, φ2,1 → 0};
diffeqsn = diffeqs /. consts;
```

The constants in `consts` correspond to ^{87}Rb and are given in units of ns^{-1} . Finally, we solve the system of differential equations

```
tmax = 100000;
sol = NDSolve[diffeqsn, Normal[rho], {t, 0, tmax}][[1]];
```

We plot the populations of 5 $S_{1/2}$, $F=2$; 5 $P_{3/2}$, $F=3$ and 5 $D_{3/2}F=3$, confirming that optical pumping conditions are reached

```
groups = {"52S1/2 F=2", "5 F=3", "5F=3"};
pl = {};
con = 0;
Do[
  con += 1;
  pops = Table[Subscript[ρ, ii][t], {ii, lev[[;;, 1]]}] /. sol;
  AppendTo[pl, Plot[pops, {t, 0, tmax}, PlotRange → All, Frame → True,
    Axes → False,
    FrameLabel → {Style["t (ns)", 20], Style[groups[[con]], 20]},
    PlotLabels → Table[StringJoin["m=", ToString[m]], {m, lev[[;;, 2]]}]]];
, {lev, levels}];
GraphicsColumn[pl]
```



To distinguish the dynamics of all the populations, we repeat the previous example by slightly shifting the polarization vectors. We set the parameters and build the master equation

```

na = 1;
Jlist = {1/2, 3/2, 3/2};
Flist = {2, 3, 3};
mFlist = {Range[-2, 2], Range[-3, 3], Range[-3, 3]};
levtrlist = {{1, 2}, {2, 3}};

theta = 0.5;
lasertrlist = {
  {{1, 2}, {1/sqrt[2], -i/sqrt[2], 0} Cos[theta] + {1/sqrt[2], i/sqrt[2], 0} Sin[theta]},
  {{2, 3}, {1/sqrt[2], -i/sqrt[2], 0} Cos[theta] + {1/sqrt[2], i/sqrt[2], 0} Sin[theta]}
};
{levels, transitions, transdd, transLi, transCE}
= TransitionLists[3/2, Jlist, Flist, mFlist, levtrlist,
  lasertrlist, na, R, delta, phi, gamma, F, G];

h = MultiAtomBasis[nl, na];
n = Length[h];
rho = SparseArray[Table[ii -> Subscript[rho, ii][t], {ii, n}]];
rho0 = SparseArray[Table[{ii, ii} -> 1/5, {ii, 5}], {nl, nl}];

```

```

diffeqs = MasterEquation[h, rho, rho0, transCE, transdd, transLi, nl, na, t];
consts = { $\gamma_1 \rightarrow 0.07573$ ,  $\gamma_2 \rightarrow 0.001343$ ,  $R_1 \rightarrow 0.1$ ,  $R_2 \rightarrow 0.1$ ,  $\delta_1 \rightarrow 0.0$ ,
 $\delta_2 \rightarrow 0.0$ ,  $\phi_{1,1} \rightarrow 0$ ,  $\phi_{2,1} \rightarrow 0$ };
diffeqsn = diffeqs /. consts;

tmax = 100000;
sol = NDSolve[diffeqsn, Normal[rho], {t, 0, tmax}][[1]];

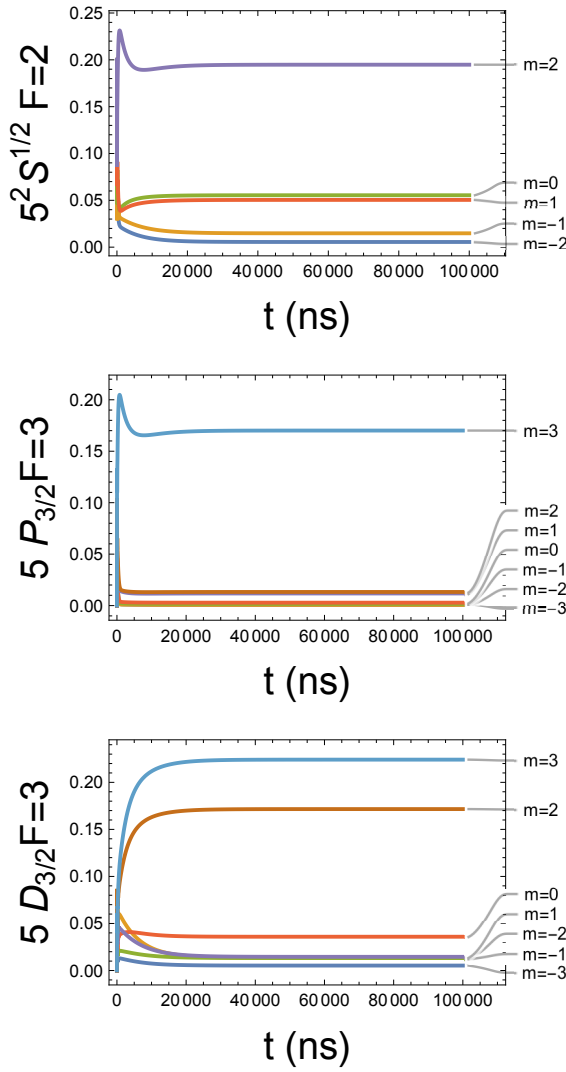
```

When plotting the populations of 5 $S_{1/2}$, $F=2$; 5 $P_{3/2}$, $F=3$ and 5 $D_{3/2}$, $F=3$, we confirm once again that the optical pumping conditions are reached. However, orbitals that were unpopulated in the previous example now acquire a small population

```

groups = {"52S1/2 F=2", "5 F=3", "5F=3"};
pl = {};
con = 0;
Do[
  con+=1;
  pops = Table[Subscript[ $\rho$ , ii][t], {ii, lev[[;;, 1]]}] /. sol;
  AppendTo[pl, Plot[pops, {t, 0, tmax}, PlotRange → All, Frame → True,
    Axes → False,
    FrameLabel → {Style["t (ns)", 20], Style[groups[[con]], 20]},
    PlotLabels → Table[
      StringJoin["m=", ToString[m]], {m, lev[[;;, 2]]}]]];
, {lev, levels}];
GraphicsColumn[pl]

```



A.5 Superradiance

We illustrate the phenomenon of superradiance by comparing the spontaneous emission of a single atom with that of five coupled atoms. Superradiance [46, 47] is a collective quantum effect where a group of emitters radiate light much more intensely and faster than they would if each one emitted independently.

Load `MulAtoLEG`

```
SetDirectory[PathToMultiAtomLiouvilleEquationGenerator];
Needs["MultiAtomLiouvilleEquationGenerator"]
```

We do this example with five two-level atoms

```
na = 5;
nl = 2;
n = nl^na;
```

Set the matrix basis, density matrix and initial density matrix

```
h = MultiAtomBasis[nl, na];
rho = Table[Subscript[ρ, ii][t], {ii, 1, n^2}];
```

```

η0 = {{0,0},{0,1}};
rho0 = KroneckerProduct[η0,η0,η0,η0,η0];

```

The configuration files for the Hamiltonian and Lindbladian Liouville superoperators are defined such that all atoms are equally coupled. Two distinct atoms are assigned coupling parameters $M\gamma$ and $W\gamma$ for the Hamiltonian and Lindbladian Liouville superoperators, respectively. No self-coupling terms are included in the transdd part of the Hamiltonian. The configuration files are therefore specified as follows:

```

transCE = {};
transLi = {};
transdd = {};
Do[
  If[α==β,
    AppendTo[transLi,{{1,2},{1,2},α,β,γ,0}],
    AppendTo[transLi,{{1,2},{1,2},α,β,Wγ,0}],
    AppendTo[transdd,{{1,2},{1,2},α,β,Mγ,0}],
  ];
, {α,1,na},{β,1,na}];

```

At this point, we are ready to derive the master equation in terms of the differential equations for the density matrix coefficients (this might take some time)

```

diffeqs = MasterEquation[h,rho,rho0,transCE,transdd,transLi,nl,na,t];

```

For comparison, we first calculate the emission from five independent atoms. To this end, we set the coupling parameters to zero, compute the numerical form of the differential equations, and obtain the corresponding solution

```

consts = {γ → 0.151458, W → 0.0, M → 0.0};
diffeqsn = diffeqs/.consts;

tmin = 0;
tmax = 15;
sol = NDSolve[diffeqsn,rho,{t,tmin,tmax}][[1]];

```

The field of the emitted light contains the contributions from the five atoms

$$E \propto \sum_{\alpha=1}^5 \sigma_{1,\alpha} \quad (\text{A.1})$$

where $\sigma_{1,\alpha}$ denotes the atomic lowering operator $|1\rangle_{\alpha}\langle 2|$ for atom α , hence $E^{\dagger}E$, which is proportional to the emission power, is given by

```

EtE = Sum[SigmaT[{1,2},α,nl,na].Sigma[{1,2},β,nl,na],{α,na},{β,na}];

```

Using the solution we compute $\langle E^{\dagger}E \rangle$, the expected value of $E^{\dagger}E$

```

evi = Re[ExpectationValue[h,rho,EtE]]/.sol;

```

calculate a list of 50 points of time vs. emission power and fit it to $I_0 \exp(-t/\tau)$ to obtain the decay time τ

```

nd = 50;
datai = Table[{tmin+(tmax-tmin)ii/nd,
  evi/.{t→tmin+(tmax-tmin)ii/nd}},{ii,0,nd}];
fit = FindFit[datai,I0Exp[-t/τ],{{I0,1},{τ,5}},t]
funi = I0Exp[-t/τ]/.fit;

```


$$\{I_0 \rightarrow 5., \tau \rightarrow 6.60249\}$$

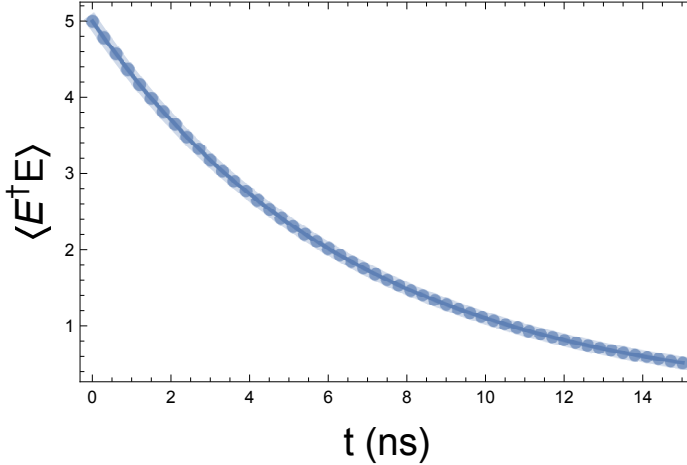
Note that $\tau = 1/\gamma = 6.60249$

`1/γ/.consts`

6.60249

This is expected, since the atoms are independent. We plot the fitted function, the data points and the numerical solution for the expected value

```
Show[{
  Plot[funi,{t,tmin,tmax},PlotStyle→{Thickness[0.02],Opacity[0.3]},
    Axes→False,Frame→True,
    FrameLabel→{Style["t (ns)",20],Style["⟨E†E⟩",20]}],
  Plot[evi,{t,tmin,tmax}],
  ListPlot[dataai,PlotStyle→{Opacity[0.7],PointSize[0.02]}]
}]
```



Now we calculate the emission of five strongly coupled atoms. To this end, we set the coupling parameters W and M to 0.752 and 0.45, compute the numerical form of the differential equations, and obtain the corresponding solution

```
consts = {γ → 0.151458, W → 0.752, M → 0.45};
diffeqsn = diffeqs/.consts;

sol = NDSolve[diffeqsn, rho, {t, tmin, tmax}][[1]];
```

Using the solution, we compute $\langle E^\dagger E \rangle$, the expectation value of $E^\dagger E$, which was obtained previously

```
evd = Re[ExpectationValue[h, rho, EtE]]/.sol;
```

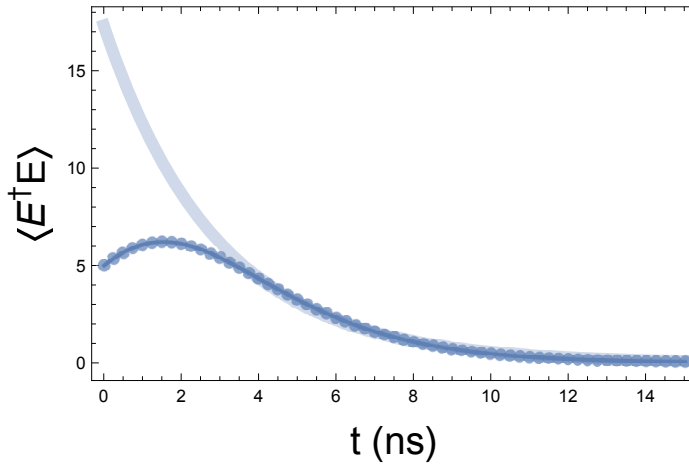
We then calculate a list of 60 points of emission power as a function of time and fit it to $I_0 \exp(-t/\tau)$ in order to extract the decay time τ

```
nd = 60;
datad = Table[{tmin + (tmax - tmin)ii/nd,
  evd/.{t → tmin + (tmax - tmin)ii/nd}}, {ii, 0, nd}];
fit = FindFit[datad[[15;;]], I0Exp[-t/τ], {{I0, 1}, {τ, 5}}, t]
fund = I0Exp[-t/τ]/.fit;
```

$$\{I_0 \rightarrow 17.3229, \tau \rightarrow 2.90696\}$$

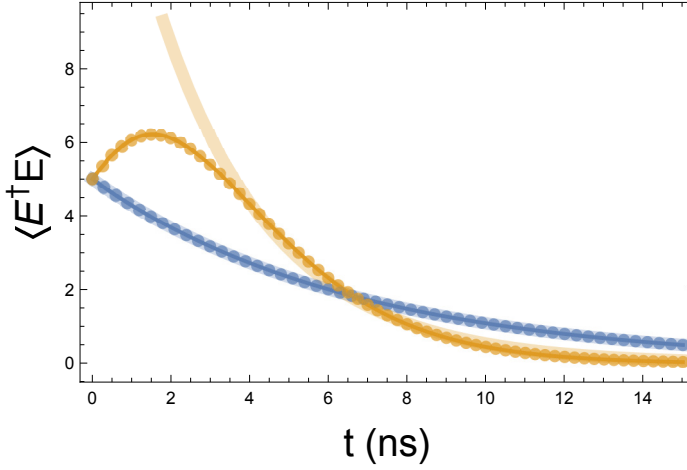
In this case, we used only the last 45 points, since the first 15 do not exhibit an exponential decay. Note that the decay time for coupled atoms is shorter. We plot the fitted function together with the data points and the numerical solution for the expectation value

```
Show[{
  Plot[fund,{t,tmin,tmax},PlotStyle→{Thickness[0.02],Opacity[0.3]},
    FrameLabel→{Style["t (ns)",20],Style["⟨E†E⟩",20]},
    Axes→False,Frame→True,PlotRange→All],
  Plot[evd,{t,tmin,tmax},PlotRange→All],
  ListPlot[datad,PlotStyle→{Opacity[0.7],PointSize[0.02]}]
}]
```



The emission curve exhibits the typical characteristics of superradiance: it starts at the same value as the emission from independent atoms, then rises to a maximum above the initial value, and finally decays twice as fast as in the independent case. Finally, both examples are plotted together for comparison

```
Show[{
  Plot[{funi,fund},{t,tmin,tmax},
    PlotStyle→{{Thickness[0.02],Opacity[0.3]},
      {Thickness[0.02],Opacity[0.3]}},
    Axes→False,Frame→True,
    FrameLabel→{Style["t (ns)",20],Style["⟨E†E⟩",20]}],
  Plot[{evi,evd},{t,tmin,tmax},PlotRange→All],
  ListPlot[{datai,datad},
    PlotStyle→{{Opacity[0.7],PointSize[0.02]},
      {Opacity[0.7],PointSize[0.02]}}}]
```



A.6 The dressed state evolution operator

In this example we illustrate how to transform the solution of the master equation from the dressed-state basis to the standard-state basis for a system of two three-level atoms. This method provides a way to obtain the explicit form of the evolution operator. The resulting solution is shown to be consistent with that obtained directly from the master equation in the standard basis.

We calculate the evolution operator for a system consisting of two ($na = 2$) three level ($nl = 3$) atoms subject to two lasers with Rabi parameters R_1 and R_2 and detuning parameters Δ_1 and Δ_2 , respectively. The first laser couples the states $|1\rangle$ and $|2\rangle$ with a Rabi parameter R_1 and the second couples $|2\rangle$ and $|3\rangle$ with a Rabi parameter R_2 for both atoms. Both atoms are at different positions along the light-propagation direction and therefore have a phase difference ϕ . First we set the numerical values of the system parameters

$$\text{parmvals} = \{R_1 \rightarrow 12.0, R_2 \rightarrow 8.0, \phi \rightarrow 0, \Delta_1 \rightarrow 1.0, \Delta_2 \rightarrow -1.0, \gamma_1 \rightarrow 1.5, \gamma_2 \rightarrow 5.0, \\ \gamma_{1,1} \rightarrow 0.3, \gamma_{2,2} \rightarrow 0.1, \Omega_1 \rightarrow 0.7, \Omega_2 \rightarrow 0.43\}$$

$$\{R_1 \rightarrow 12., R_2 \rightarrow 8., \phi \rightarrow 0, \Delta_1 \rightarrow 1., \Delta_2 \rightarrow -1., \gamma_1 \rightarrow 1.5, \gamma_2 \rightarrow 5., \gamma_{1,1} \rightarrow 0.3, \\ \gamma_{2,2} \rightarrow 0.1, \Omega_1 \rightarrow 0.7, \Omega_2 \rightarrow 0.43\}$$

This is an important step because, although the evolution operator can be obtained symbolically for very sparse Liouville operators, in most cases it must be calculated numerically. The `transCE` configuration variable, which describes this light-matter interaction, is

$$\text{transCE} = \{ \{ \{1, 2\}, 1, R_1, \Delta_1, 0 \}, \{ \{1, 2\}, 2, R_1, \Delta_1, 0 \}, \{ \{2, 3\}, 1, R_2, \Delta_2, \phi \}, \\ \{ \{2, 3\}, 2, R_2, \Delta_2, \phi \} \} / .\text{parmvals}$$

$$\{ \{ \{1, 2\}, 1, 12., 1., 0 \}, \{ \{1, 2\}, 2, 12., 1., 0 \}, \{ \{2, 3\}, 1, 8., -1., 0 \}, \{ \{2, 3\}, 2, 8., -1., 0 \} \}$$

Assuming that the transitions $|1\rangle \rightarrow |2\rangle$ and $|2\rangle \rightarrow |3\rangle$ have distinct energy gaps and therefore do not interact with each other, the `transdd` parameter is given by

$$\text{transdd} = \{ \{ \{1, 2\}, \{1, 2\}, 1, 2, \Omega_1, 0 \}, \{ \{2, 3\}, \{2, 3\}, 1, 2, \Omega_2, 0 \}, \\ \{ \{1, 2\}, \{1, 2\}, 2, 1, \Omega_1, 0 \}, \{ \{2, 3\}, \{2, 3\}, 2, 1, \Omega_2, 0 \} \} / .\text{parmvals}$$

$$\{ \{ \{1, 2\}, \{1, 2\}, 1, 2, 0.7, 0 \}, \{ \{2, 3\}, \{2, 3\}, 1, 2, 0.43, 0 \}, \\ \{ \{1, 2\}, \{1, 2\}, 2, 1, 0.7, 0 \}, \{ \{2, 3\}, \{2, 3\}, 2, 1, 0.43, 0 \} \}$$

The only transitions with non-vanishing dipole matrix elements are $|1\rangle \rightarrow |2\rangle$ and $|2\rangle \rightarrow |3\rangle$. The transition $|1\rangle \rightarrow |2\rangle$ is labeled as transition 1, and the transition $|2\rangle \rightarrow |3\rangle$ is labeled as transition 2. The strengths of the corresponding dipole couplings are denoted accordingly: γ_1 is the coupling due to the dipole element of the transition 1 if a single atom is involved, $\gamma_{1,1}$ is the coupling due to the dipole element of the transition 1 when two different atoms are involved, γ_2 is the coupling due to the dipole element of the transition 2 if a single atom is involved and $\gamma_{2,2}$ is the coupling due to the dipole element of the transition 2 when two different atoms are involved. The transLi configuration variable is thus given by

```
transLi = { {{1,2},{1,2},1,1, $\gamma_1$ ,0}, {{1,2},{1,2},2,2, $\gamma_1$ ,0},
  {{1,2},{1,2},1,2, $\gamma_{1,1}$ ,0}, {{1,2},{1,2},2,1, $\gamma_{1,1}$ ,0}, {{2,3},{2,3},1,1, $\gamma_2$ ,0},
  {{2,3},{2,3},2,2, $\gamma_2$ ,0}, {{1,2},{1,2},1,2, $\gamma_{2,2}$ ,0},
  {{1,2},{1,2},2,1, $\gamma_{2,2}$ ,0} }/.parmvals
```

```
{{{1,2},{1,2},1,1,1.5,0}, {{1,2},{1,2},2,2,1.5,0}, {{1,2},{1,2},1,2,0.3,0},
  {{1,2},{1,2},2,1,0.3,0}, {{2,3},{2,3},1,1,5.,0}, {{2,3},{2,3},2,2,5.,0},
  {{1,2},{1,2},1,2,0.1,0}, {{1,2},{1,2},2,1,0.1,0}}
```

```
nl = 3;
na = 2;
rho = SparseArray[Table[{ii}→ $\rho_{ii}[t]$ , {ii,nl2na}]]
h = MultiAtomBasis[nl,na]
```

```
SparseArray[[]]
SparseArray[[]]
```

We calculate the dressed state Hamiltonian and the corresponding Liouville operator

```
hamd = HamDressed[transCE,transdd,nl,na];
LiouvilleHR = -CleanUp[LiouvilleCommutator[h,hamd]];
```

We calculate the Lindbladian superoperator

```
LiouvilleL = CleanUp[LiouvilleLindbladian[h,transLi,nl,na]];
```

It is important to remember that the Lindbladian superoperator remains invariant under rotating-frame transformations and, therefore, is calculated just as it would be in the standard basis. The full Liouville operator is the sum of `LiouvilleHR` and `LiouvilleL`

```
LiouvilleR = Re[DeveloperToPackedArray@(LiouvilleHR+LiouvilleL)];
VRD = MatrixExp[LiouvilleRt];
```

Now we obtain the rotating-frame transformations

```
{U,UT,UR,URT} = RotatingFrameTrans[h,transCE,nl,na,t]
```

```
{SparseArray[[]], SparseArray[[]], SparseArray[], SparseArray[]}
```

and use them to convert the results from the rotating frame to the standard basis

```
 $\rho_0$  = SparseArray[{1,1}→1,9];
rhot = URT.VRD.UR.Proj[h, $\rho_0$ ];
```

To illustrate the procedure for calculating expectation values, we construct the operator $op = |1\rangle\langle 2| \otimes 1 + |2\rangle\langle 1| \otimes 1$ and then compute its expectation value

```
op = KroneckerProduct[SparseArray[{1,2}→1,3], IdentityMatrix[3]]
    + KroneckerProduct[SparseArray[{2,1}→1,3], IdentityMatrix[3]];
rexpval = ExpectationValue[h, rho, op];
```

To compare, we also find the system's evolution through the master equation

```
eqs = MasterEquation[h, rho, rho0, transCE, transdd, transLi, nl, na, t];
```

numerically solve the differential equations

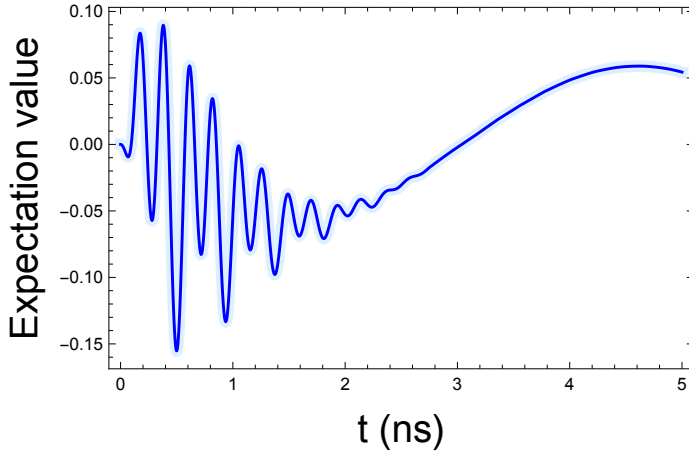
```
sol = NDSolve[deqs, Normal[rho], {t, 0, 10.0}];
```

and find the expectation value of op using this solution

```
expval = ExpectationValue[h, rho, op] /. sol;
```

To verify that both solutions match, we superimpose the solutions obtained from the dressed state and the standard base

```
Plot[{Re[rexpval], Re[expval]}, {t, 0, 5}, PlotRange→All, Axes→False,
    Frame→True,
    FrameLabel→{Style['t (ns)', 20], Style['Expectation value', 20]},
    PlotStyle→{Directive[Thickness[0.02], LightBlue],
    Directive[Thickness[0.005], Blue]}]
```



A.7 Time evolution of transmons

To illustrate the use of `LiouvilleLindbladianFromLindbladOperators` and `LiouvilleDaggerLindbladianFromLindbladOperators` in obtaining the dynamics of an arbitrary system, we analyze the time evolution of a transmon subject to both a coherent drive and dissipative mechanisms.

The Hamiltonian of a transmon qubit is given by

$$H = \hbar\omega \left(a^\dagger a + \frac{1}{2} \right) + \frac{\alpha}{12} (a^\dagger + a)^4 + \lambda(t)(a^\dagger + a), \quad (\text{A.2})$$

where a^\dagger and a are the usual ascent and descent operators, ω is the transmon frequency, α is the anharmonicity parameter and $\lambda(t)$ represents the drive. We assume that the transmon is coupled to a thermal bath, which is modeled by the Lindbladian

$$L = -\frac{\gamma}{2} (\{a^\dagger a, \rho\} - 2a\rho a^\dagger). \quad (\text{A.3})$$

To build the Hamiltonian and Lindbladian we define the ascent and descent operators

```

aop[ns_] := SparseArray[Table[{n + 1, n} →  $\sqrt{n}$ , {n, 1, ns - 1}], ns];
dop[ns_] := SparseArray[Table[{n + 1, n + 2} →  $\sqrt{n + 1}$ , {n, 0, ns - 2}], ns];

```

where `ns` is the number of states. We analyze the behaviour of the first 8 states of a transmon. We thus start by generating a matrix basis with 8 states with

```
h = MultiAtomBasis[8, 1]
```

```
SparseArray[[]]
```

We also define the ascent and descent operators for such a number of states and a `SparseArray` called `one` for the unitary matrix

```

ns = 8;
a = dop[ns];
at = aop[ns];
one = SparseArray[Table[{ii, ii} → 1, {ii, 1, ns}]];

```

The Hamiltonian is thus given by

$$H = \hbar\omega \left(at \cdot a + \frac{1}{2} \text{one} \right) - \frac{\alpha}{12} (a + at) \cdot (a + at) \cdot (a + at) \cdot (a + at) + \lambda (a + at);$$

We set the constants of the system

```
consts = {ħ → 1.0, ω → 4.5, α → -0.30, λ → 0}
```

```
{ħ → 1., ω → 4.5, α → -0.3, λ → 0}
```

and calculate the eigenvalues of H in order to know the excitation energy Δ between the ground and the first excited states

```

Hn = Normal[H] /. consts;
eval = Eigenvalues[Hn]
Δ = eval[[7]] - eval[[8]]

```

```

{37.2165, 35.0278, 28.4791, 22.6551, 17.3162, 12.0971, 7.08815, 2.31999}
4.76816

```

We calculate the Liouville operator for the Hamiltonian

```
LiH = CleanUp[-LiouvilleCommutator[h, H]]
```

```
SparseArray[[]]
```

The Lindbladian Liouville operator is calculated from just one Lindblad operator, namely a , and just one decay coefficient γ

```

liops = SparseArray[{a}]
gammas = SparseArray[{γ}]
LiL = LiouvilleLindbladianFromLindbladOperators[h, liops, gammas]

```

```

SparseArray[[]]
SparseArray[[]]
SparseArray[[]]

```

We compute the overall Liouville operator and build the differential equations:

```
Li = CleanUp[LiH + LiL]
```

```
SparseArray[□]
```

Using this operator, we then build the system of differential equations for the density matrix coefficients

```
rho = Table[ $\rho_{ii}[t]$ , {ii, Length[h]}];
eqs = LiouvilleMasterEquation[rho, Li, t];
```

We reset the `consts` variable to include the decay coefficient γ and a drive with frequency Δ that excites the transition from the ground state to the first excited state. We then evaluate the equations with these updated constants and set the initial conditions such that the transmon starts in the ground state. Finally, the initial conditions are joined to the equations.

```
consts = { $\hbar \rightarrow 1.0$ ,  $\omega \rightarrow 4.5$ ,  $\alpha \rightarrow -0.30$ ,  $\lambda \rightarrow 0.1 \sin[\Delta t]$ ,  $\gamma \rightarrow 0.02$ }
eqsn = eqs /. consts;
inconds = Table[ $\rho_{ii}[0] == \text{KroneckerDelta}[ii, 1]$ , {ii, Length[h]}];
difeqs = Join[eqsn, inconds];
```

```
{ $\hbar \rightarrow 1.$ ,  $\omega \rightarrow 4.5$ ,  $\alpha \rightarrow -0.3$ ,  $\lambda \rightarrow 0.1 \sin[4.76816 t]$ ,  $\gamma \rightarrow 0.02$ }
```

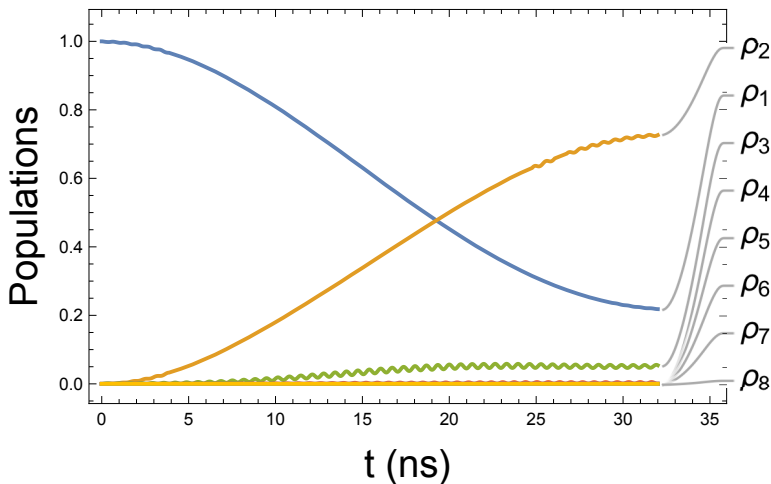
Having established both the constants and the initial state, the next step is to solve the system of differential equations that govern the transmon's dynamics.

```
sol = NDSolve[difeqs, rho, {t, 0, 100}][[1]];
```

The numerical solution allows us to extract the populations of all eight transmon levels, which we represent graphically to illustrate their dynamical behavior

```
plots = {};
Do[
  op = SparseArray[{{ii, ii}  $\rightarrow$  1}, ns];
  expval = ExpectationValue[h, rho, op];
  expvaln = expval /. sol;
  AppendTo[plots, expvaln];
, {ii, 1, 8}]

Plot[plots, {t, 0, 32}, PlotRange  $\rightarrow$  All, Axes  $\rightarrow$  False, Frame  $\rightarrow$  True,
  FrameLabel  $\rightarrow$  {Style["t (ns)", 20], Style["Populations", 20]},
  PlotLabels  $\rightarrow$  Table[Style[ $\rho_{ii}$ , 16], {ii, 1, 8}], ImageSize  $\rightarrow$  450]
```



We observe that as the ground state (blue) is gradually depopulated, the first excited state (orange) becomes populated due to the driving field. In addition, a small fraction of the population leaks into the higher excited states (green and subsequent levels), reflecting the multi-level structure of the transmon and the fact that the drive is not perfectly restricted to a two-level subspace.

References

- [1] R. H. Lehmborg, *Radiation from an n -atom system. ii. spontaneous emission from a pair of atoms*, Phys. Rev. A **2**, 889 (1970), doi:[10.1103/PhysRevA.2.889](https://doi.org/10.1103/PhysRevA.2.889).
- [2] R. H. Lehmborg, *Transition operators in radiative damping theory*, Phys. Rev. **181**, 32 (1969), doi:[10.1103/PhysRev.181.32](https://doi.org/10.1103/PhysRev.181.32).
- [3] M. Gross and S. Haroche, *Superradiance: An essay on the theory of collective spontaneous emission*, Physics Reports **93**(5), 301 (1982), doi:[https://doi.org/10.1016/0370-1573\(82\)90102-8](https://doi.org/10.1016/0370-1573(82)90102-8).
- [4] D. E. Chang, J. S. Douglas, A. González-Tudela, C.-L. Hung and H. J. Kimble, *Colloquium: Quantum matter built from nanoscopic lattices of atoms and photons*, Rev. Mod. Phys. **90**, 031002 (2018), doi:[10.1103/RevModPhys.90.031002](https://doi.org/10.1103/RevModPhys.90.031002).
- [5] A. M. Kaufman and K.-K. Ni, *Quantum science with optical tweezer arrays of ultracold atoms and molecules*, Nature Physics **17**(12) (2021), doi:[10.1038/s41567-021-01357-2](https://doi.org/10.1038/s41567-021-01357-2).
- [6] B. Darquié, M. P. A. Jones, J. Dingjan, J. Beugnon, S. Bergamini, Y. Sortais, G. Messin, A. Browaeys and P. Grangier, *Controlled Single-Photon Emission from a Single Trapped Two-Level Atom*, Science **309**(5733) (2005), doi:[10.1126/science.1113394](https://doi.org/10.1126/science.1113394), [quant-ph/0610087](https://arxiv.org/abs/quant-ph/0610087).
- [7] P. Thomas, L. Ruscio, O. Morin and G. Rempe, *Efficient generation of entangled multiphoton graph states from a single atom*, Nature (2022), doi:[10.1038/s41586-022-04987-5](https://doi.org/10.1038/s41586-022-04987-5), [2205.12736](https://arxiv.org/abs/2205.12736).
- [8] J. Keaveney, A. Sargsyan, U. Krohn, I. G. Hughes, D. Sarkisyan and C. S. Adams, *Co-operative Lamb Shift in an Atomic Vapor Layer of Nanometer Thickness*, Physical Review Letters (2012), doi:[10.1103/physrevlett.108.173601](https://doi.org/10.1103/physrevlett.108.173601).
- [9] Y. Chew, T. Tomita, T. P. Mahesh, S. Sugawa, S. d. Léséleuc and K. Ohmori, *Ultrafast energy exchange between two single Rydberg atoms on a nanosecond timescale*, Nature Photonics **16**(10), 724 (2022), doi:[10.1038/s41566-022-01047-2](https://doi.org/10.1038/s41566-022-01047-2), [2111.12314](https://arxiv.org/abs/2111.12314).
- [10] P. Méhaignerie, Y. Machu, A. D. Hernández, G. Creutzer, D. J. Papoular, J. M. Raimond, C. Sayrin and M. Brune, *Interacting Circular Rydberg Atoms Trapped in Optical Tweezers*, PRX Quantum **6**(1) (2025), doi:[10.1103/prxquantum.6.010353](https://doi.org/10.1103/prxquantum.6.010353).
- [11] H. Kim, W. Lee, H.-g. Lee, H. Jo, Y. Song and J. Ahn, *In situ single-atom array synthesis using dynamic holographic optical tweezers*, Nature Communications **7**(1), 13317 (2016), doi:[10.1038/ncomms13317](https://doi.org/10.1038/ncomms13317), [1601.03833](https://arxiv.org/abs/1601.03833).
- [12] R. Lin, H.-S. Zhong, Y. Li, Z.-R. Zhao, L.-T. Zheng, T.-R. Hu, H.-M. Wu, Z. Wu, W.-J. Ma, Y. Gao, Y.-K. Zhu, Z.-F. Su *et al.*, *AI-Enabled Parallel Assembly of Thousands of Defect-Free Neutral Atom Arrays*, Physical Review Letters **135**(6), 060602 (2025), doi:[10.1103/2ym8-vs82](https://doi.org/10.1103/2ym8-vs82), [2412.14647](https://arxiv.org/abs/2412.14647).

- [13] A. Acín, I. Bloch, H. Buhrman, T. Calarco, C. Eichler, J. Eisert, D. Esteve, N. Gisin, S. J. Glaser, F. Jelezko, S. Kuhr, M. Lewenstein *et al.*, *The quantum technologies roadmap: a european community view*, New Journal of Physics **20**(8), 080201 (2018), doi:[10.1088/1367-2630/aad1ea](https://doi.org/10.1088/1367-2630/aad1ea).
- [14] L.-M. Duan, J. I. Cirac, P. Zoller and E. S. Polzik, *Quantum Communication between Atomic Ensembles Using Coherent Light*, Physical Review Letters **85**(26), 5643 (2000), doi:[10.1103/physrevlett.85.5643](https://doi.org/10.1103/physrevlett.85.5643), [quant-ph/0003111](https://arxiv.org/abs/quant-ph/0003111).
- [15] L.-M. Duan, M. Lukin, I. Cirac and P. Zoller, *Long-distance quantum communication with atomic ensembles and linear optics*, Nature **414**, 413–418 (2001), doi:[10.1038/35106500](https://doi.org/10.1038/35106500).
- [16] N. Sangouard, C. Simon, H. d. Riedmatten and N. Gisin, *Quantum repeaters based on atomic ensembles and linear optics*, Reviews of Modern Physics **83**(1), 33 (2011).
- [17] L. Henriët, L. Beguin, A. Signoles, T. Lahaye, A. Browaeys, G.-O. Reymond and C. Jurczak, *Quantum computing with neutral atoms*, Quantum **4**, 327 (2020), doi:[10.22331/q-2020-09-21-327](https://doi.org/10.22331/q-2020-09-21-327), [2006.12326](https://arxiv.org/abs/2006.12326).
- [18] S. R. Cohen and J. D. Thompson, *Quantum Computing with Circular Rydberg Atoms*, PRX Quantum **2**(3), 030322 (2021), doi:[10.1103/prxquantum.2.030322](https://doi.org/10.1103/prxquantum.2.030322), [2103.12744](https://arxiv.org/abs/2103.12744).
- [19] C. P. Koch, U. Boscain, T. Calarco, G. Dirr, S. Filipp, S. J. Glaser, R. Kosloff, S. Montangero, T. Schulte-Herbrüggen, D. Sugny and F. K. Wilhelm, *Quantum optimal control in quantum technologies. Strategic report on current status, visions and goals for research in Europe*, EPJ Quantum Technology **9**(1), 19 (2022), doi:[10.1140/epjqt/s40507-022-00138-x](https://doi.org/10.1140/epjqt/s40507-022-00138-x), [2205.12110](https://arxiv.org/abs/2205.12110).
- [20] J. Wei and E. Norman, *Lie algebraic solution of linear differential equations*, Journal of Mathematical Physics **4**(4), 575 (1963), doi:[10.1063/1.1703993](https://doi.org/10.1063/1.1703993), https://pubs.aip.org/aip/jmp/article-pdf/4/4/575/19325725/575_1_online.pdf.
- [21] J. Wei and E. Norman, *On global representations of the solutions of linear differential equations as a product of exponentials*, Proceedings of the American Mathematical Society **15**(2), 327 (1964).
- [22] S. Charzyński and M. Kuś, *Wei–norman equations for a unitary evolution*, Journal of Physics A: Mathematical and Theoretical **46**(26), 265208 (2013), doi:[10.1088/1751-8113/46/26/265208](https://doi.org/10.1088/1751-8113/46/26/265208).
- [23] H.-P. Breuer and F. Petruccione, *The theory of open quantum systems*, OUP Oxford (2006).
- [24] H. M. Wiseman and G. J. Milburn, *Quantum Measurement and Control*, CUP Cambridge (2009).
- [25] W. R. Inc., *Mathematica, Version 14.3*, Champaign, IL, 2025.
- [26] R. H. Lehmburg, *Radiation from an n-atom system. i. general formalism*, Phys. Rev. A **2**, 883 (1970), doi:[10.1103/PhysRevA.2.883](https://doi.org/10.1103/PhysRevA.2.883).
- [27] M. Reitz, C. Sommer and C. Genes, *Cooperative quantum phenomena in light-matter platforms*, PRX Quantum **3**, 010201 (2022), doi:[10.1103/PRXQuantum.3.010201](https://doi.org/10.1103/PRXQuantum.3.010201).

- [28] P. Yanes-Thomas, R. Gutiérrez-Jáuregui, P. Barberis-Blostein, D. Sahagún-Sánchez, R. Jáuregui and A. Kunold, *Collective coupling of driven multilevel atoms and its effect on four-wave mixing*, Phys. Rev. Res. **7**, 013028 (2025), doi:[10.1103/PhysRevResearch.7.013028](https://doi.org/10.1103/PhysRevResearch.7.013028).
- [29] M. Reitz, C. Sommer and C. Genes, *Cooperative quantum phenomena in light-matter platforms*, PRX Quantum **3**, 010201 (2022), doi:[10.1103/PRXQuantum.3.010201](https://doi.org/10.1103/PRXQuantum.3.010201).
- [30] H.-P. Breuer and F. Petruccione, *The theory of open quantum systems*, pp. 120–121, OUP Oxford (2006).
- [31] G. Lindblad, *On the generators of quantum dynamical semigroups*, Communications in mathematical physics **48**(2), 119 (1976).
- [32] H.-P. Breuer and F. Petruccione, *The theory of open quantum systems*, pp. 115–120, OUP Oxford (2006).
- [33] D. Manzano, *A short introduction to the lindblad master equation*, AIP Advances **10**(2), 025106 (2020), doi:[10.1063/1.5115323](https://doi.org/10.1063/1.5115323), https://pubs.aip.org/aip/adv/article-pdf/doi/10.1063/1.5115323/12881278/025106_1_online.pdf.
- [34] K. Kraus, *General state changes in quantum theory*, Annals of Physics **64**(2), 311 (1971), doi:[https://doi.org/10.1016/0003-4916\(71\)90108-4](https://doi.org/10.1016/0003-4916(71)90108-4).
- [35] T. F. Havel, *Robust procedures for converting among lindblad, kraus and matrix representations of quantum dynamical semigroups*, Journal of Mathematical Physics **44**(2), 534 (2003), doi:[10.1063/1.1518555](https://doi.org/10.1063/1.1518555), https://pubs.aip.org/aip/jmp/article-pdf/44/2/534/19095266/534_1_online.pdf.
- [36] H. Nakazato, Y. Hida, K. Yuasa, B. Militello, A. Napoli and A. Messina, *Solution of the lindblad equation in the kraus representation*, Phys. Rev. A **74**, 062113 (2006), doi:[10.1103/PhysRevA.74.062113](https://doi.org/10.1103/PhysRevA.74.062113).
- [37] H.-P. Breuer and F. Petruccione, *The theory of open quantum systems*, pp. 113–115, OUP Oxford (2006).
- [38] R. Alicki and K. Lendi, *Quantum dynamical semigroups and applications*, vol. 717, Springer (2007).
- [39] M. Schlosshauer, *Decoherence and the quantum-to-classical transition*, Springer (2007).
- [40] J. Johansson, P. Nation and F. Nori, *Qutip: An open-source python framework for the dynamics of open quantum systems*, Computer Physics Communications **183**(8), 1760 (2012), doi:<https://doi.org/10.1016/j.cpc.2012.02.021>.
- [41] S. Krämer, D. Plankensteiner, L. Ostermann and H. Ritsch, *Quantumoptics.jl: A julia framework for simulating open quantum systems*, Computer Physics Communications **227**, 109 (2018), doi:<https://doi.org/10.1016/j.cpc.2018.02.004>.
- [42] W. R. Inc., *Quantumframework*, Champaign, IL, 2025.
- [43] A. Kastler, *Optical methods of atomic orientation and of magnetic resonance**, J. Opt. Soc. Am. **47**(6), 460 (1957), doi:[10.1364/JOSA.47.000460](https://doi.org/10.1364/JOSA.47.000460).
- [44] W. HAPPER, *Optical pumping*, Rev. Mod. Phys. **44**, 169 (1972), doi:[10.1103/RevModPhys.44.169](https://doi.org/10.1103/RevModPhys.44.169).

- [45] W. Happer, Y.-Y. Jau and T. Walker, *Optically pumped atoms*, John Wiley & Sons (2010).
- [46] R. H. Dicke, *Coherence in spontaneous radiation processes*, Phys. Rev. **93**, 99 (1954), doi:[10.1103/PhysRev.93.99](https://doi.org/10.1103/PhysRev.93.99).
- [47] P. Rosario, L. O. R. Solak, A. Cidrim, R. Bachelard and J. Schachenmayer, *Unraveling dicke superradiant decay with separable coherent spin states*, Phys. Rev. Lett. **135**, 133602 (2025), doi:[10.1103/xcxr-sm9c](https://doi.org/10.1103/xcxr-sm9c).