

nated area, which prevents subject conflicts and thus guarantees identity preservation and layout control. Moreover, AnyMS employs pre-trained image adapters to extract subject-specific features aligned with the diffusion model, removing the need for subject learning or adapter tuning. Extensive experiments demonstrate that AnyMS achieves state-of-the-art performance, supporting complex compositions and scaling to a larger number of subjects.

1. Introduction

Recent advances in large-scale pre-trained diffusion models [4, 29, 33, 35, 38] have enabled the novel application of customized image generation [1, 7, 37, 42], allowing users to generate images containing specific subjects of interest. While single-subject customization has achieved remarkable success [7, 8, 24, 37], recent research has advanced toward the more challenging task of multi-subject customization [10, 19, 26]. This paradigm focuses on synthesizing multiple custom subjects into coherent scenes guided by textual prompts, thereby offering greater flexibility and personalization in user-driven content creation.

Mainstream multi-subject customization methods have evolved through several approaches. A common line of work adopts joint training [19, 26] with data augmentation [11, 14], optimizing the model on mixed multi-subject data. Alternatively, some methods leverage single-subject tuning with composition strategies [16, 18, 21], where individually learned subjects (e.g., LoRAs [2]) are combined to form multi-subject scenes. While effective in simple settings (e.g., two subjects), these approaches struggle to scale as the number of subjects increases, often resulting in subject missing or conflict, *i.e.*, some subjects fail to appear, or their attributes become confused. Subsequently, a new direction [10, 27, 41, 45] has emerged to introduce additional layout guidance (e.g., bounding boxes), which aims to alleviate the above issues by explicitly constraining the spatial arrangement of subjects.

Specifically, existing layout-guided multi-subject customization methods mainly implement the layout guidance from three perspectives: **a) Latent Injection.** The typical method [14] composes segmented subjects within bounding boxes to form an initial latent noise, injecting spatial and appearance priors. While effective for layout and identity preservation, such latent-level constraint often undermines text alignment (e.g., object relations), resulting in incoherent generation (*cf.*, Figure 2(a)). **b) Attention Rectifying.** These methods [3, 27, 45] adjust the cross-attention map of each subject using bounding boxes, typically by enhancing activations in target regions while suppressing irrelevant areas. However, this attention-level guidance often requires encoding each subject as a special token concatenated with the text prompt and controlled via text cross-

attention, which can cause conflicts between visual and textual conditions, leading to imprecise identity preservation shown in Figure 2(b). **c) Adapter Tuning.** MS-Diffusion [41] introduces a trainable adapter module to jointly encode visual features, text embeddings, and layout constraints. However, they rely on carefully curated layout-labeled multi-subject data with additional module tuning, which significantly increases computational cost and limits their generalization capability to unseen subjects or combinations (*cf.*, Figure 2(c)). In summary, existing layout-guided approaches still suffer from two major limitations:

- **1) Difficulty in balancing the trade-off among text alignment, subject identity preservation, and layout control, especially as the number of subjects increases.**
- **2) Reliance on additional training for subject learning or adapter tuning, leading to strong data dependency and substantial computational overhead.**

To address these limitations, we propose **AnyMS**, a novel *training-free* layout-guided multi-subject customization framework. Based on the three types of input conditions for layout-guided multi-subject customization — *textual* (e.g., text prompts), *visual* (e.g., subject images), and *layout* (e.g., bounding boxes) — AnyMS performs a bottom-up dual-level attention decoupling to balance their integration alongside the general denoising process of diffusion generation: **1) Global decoupling:** separating cross-attention between text (*i.e.*, text cross-attention) and subject images (*i.e.*, image cross-attention) to mitigate global conflicts between textual and visual conditions, thereby ensuring text alignment. **2) Local decoupling:** further disentangling image cross-attention using layout constraints, where each region only attends to its corresponding subject, avoiding interference among multiple subjects, thus guaranteeing both subject identity preservation and layout control.

In addition, AnyMS employs pre-trained image adapters [24, 43] to extract subject-specific visual features aligned with the diffusion model, thereby eliminating the need for time-consuming subject learning or additional tuning. By decomposing and harmonizing textual, visual, and layout conditions, AnyMS achieves a better balance between text alignment, subject identity preservation, and layout control (*cf.*, Figure 2). Extensive experiments show that our method achieves state-of-the-art performance, supporting more complex and creative multi-subject customization with improved efficiency and generalizability.

In summary, we made three contributions in this paper: 1) We introduce **AnyMS**, a novel *training-free* framework for layout-guided multi-subject customization that employs a bottom-up dual-level attention decoupling mechanism that disentangles textual, visual, and layout conditions. 2) We incorporate pre-trained image adapters to efficiently extract subject-specific features, eliminating the need for additional tuning or subject learning. 3) We conduct exten-

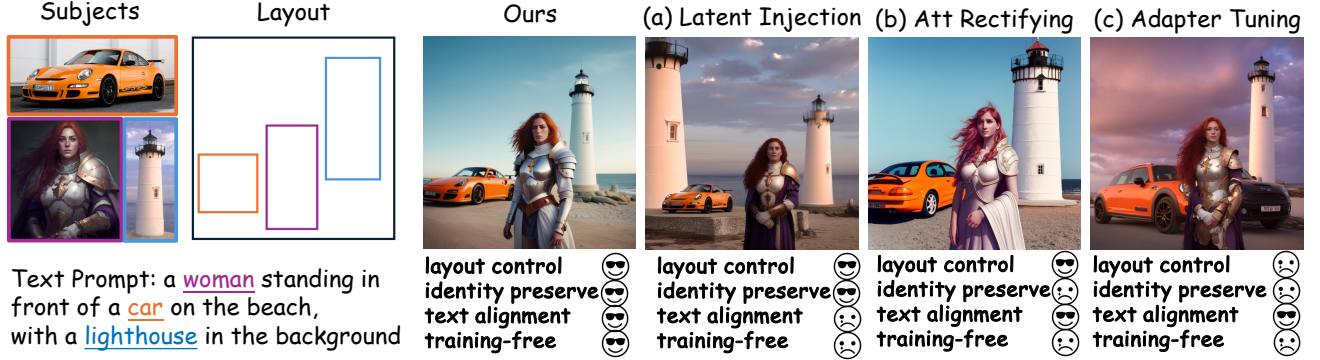


Figure 2. **Layout-guided Multi-subject Customization Results.** (a) Result of latent injection method MuDI [14]. (b) Result of attention rectifying method Cones2 [27]. (c) Result of adapter tuning method MS-Diffusion [41]. Different colors show the associations between subjects and their corresponding layout configurations.

sive experiments across diverse benchmarks, demonstrating that AnyMS achieves state-of-the-art performance with improved efficiency, supporting complex compositions and scaling to a larger number of subjects.

2. Related Work

Text-to-image Generation. Text-to-image (T2I) generation aims to synthesize realistic images from textual descriptions. Early GAN-based approaches [22, 34] have been largely surpassed by diffusion models [13, 40], which progressively denoise latent variables under text guidance [4, 12]. Recent advances such as Stable Diffusion [35] and SDXL [31] further improve fidelity and efficiency. While these models achieve remarkable performance on generic prompts, they cannot directly handle more complex cases of user-specific customization.

Single-subject Customization. Customized generation introduces user-specified subjects into T2I models with faithful identity preservation and textual description alignment. Existing single-subject customization approaches can be categorized into three groups: (1) *Training-based*, such as DreamBooth [37] and Textual Inversion [7], which fine-tune or optimize embeddings to bind subjects with special tokens or parameters; (2) *LoRA-based*, where lightweight parameter tuning (e.g., LoRA [18, 39]) is employed to inject subject-specific features; (3) *Adapter-based*, such as Blip-Diffusion [23] and SSR-Encoder [44], which learn auxiliary encoders to extract diffusion aligned subject features. These approaches are effective for a single subject but face scalability challenges when extended to multiple subjects.

Multi-subject Customization. The multi-subject setting requires generating coherent images with multiple customized subjects, where the main difficulty lies in disentangling subject features and maintaining prompt alignment. Training-based approaches, such as CustomDiffusion [19] and MUDI [14], employ joint optimization or data augmentation to improve disentanglement, but suffer from high cost and limited generalization. Inference-time meth-

ods [5, 15, 16, 20], like TweedieMix [20], and FreeCustom [5], instead manipulate latent variables or attention maps to merge learned subjects without retraining. While reducing overhead, these methods often encounter subject omission, attribute confusion, or degraded fidelity as the number of subjects grows.

Multi-subject Customization with Layout Control. To further mitigate conflicts among multiple subjects, recent studies introduce layout guidance (e.g., bounding boxes) to constrain spatial arrangement. Existing methods can be grouped into three paradigms: (1) *Latent injection*: MuDI [14] initializes latent codes from segmented subjects within bounding boxes, while OMG [18] leverages layouts from non-customized images for spatial priors; (2) *Attention rectifying*: Cones2 [27] and Mix-of-Show [9] enforce attention activations within target regions, helping disentangle object features; (3) *Adapter tuning*: MS-Diffusion [41] introduces an adapter to jointly encode subject, prompt, and layout inputs, but requires layout-labeled training data. Although effective in improving spatial controllability, these methods either incur heavy training costs or struggle to balance text alignment, identity preservation, and layout control. In contrast, our AnyMS achieves a better balance across the three objectives in a training-free manner, and scales naturally to complex compositions.

3. Method

3.1. Preliminary

Stable Diffusion Model. Stable Diffusion Model is the text-to-image representative generative model consisting of three main components: an autoencoder ($\mathcal{E}(\cdot), \mathcal{D}(\cdot)$), a denoising network $\varepsilon_{\theta}(\cdot)$ and a text encoder CLIP $\tau_{\theta}(\cdot)$ [32]. Given an image x and a text prompt P , the autoencoder maps the image from the pixel space to the latent space $z_0 = \mathcal{E}(x)$, while the CLIP encoder encodes the prompt to the conditional embedding $c_t = \tau_{\theta}(P)$. For the forward process, starting from z_0 , sampled ran-

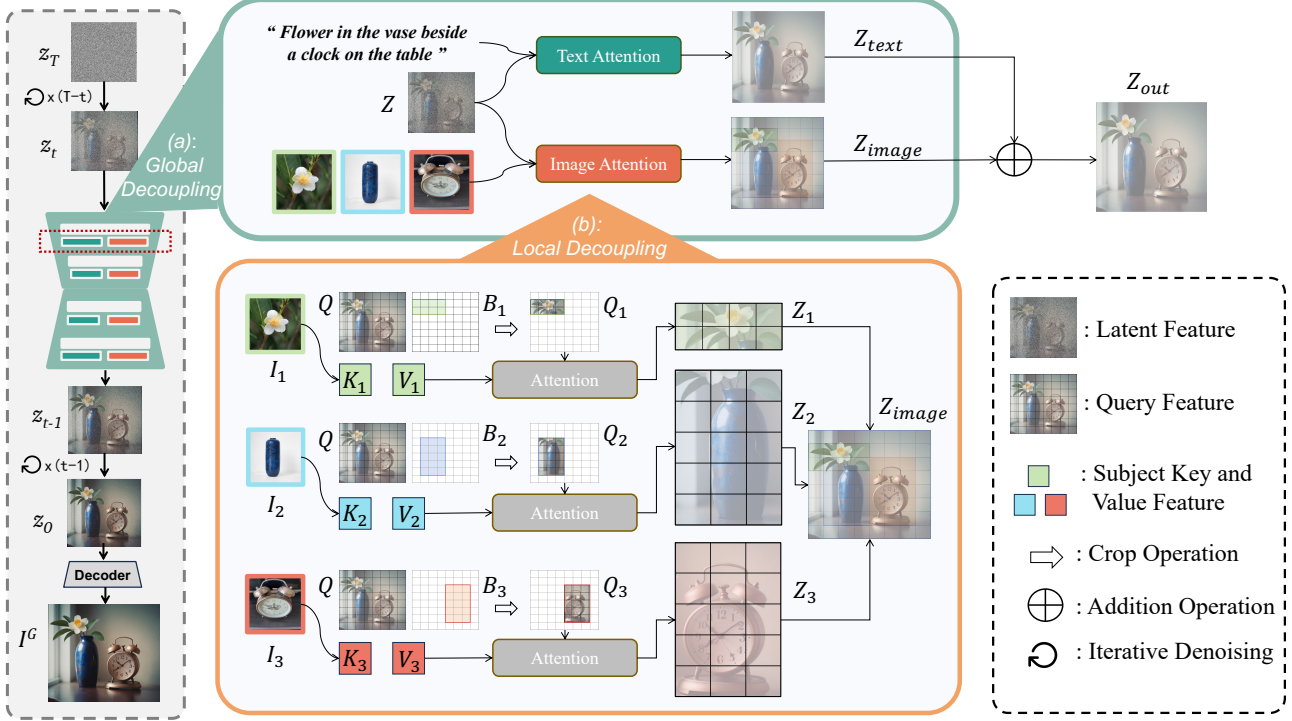


Figure 3. **The Overview of Pipeline.** AnyMS applies a dual-level attention decoupling strategy alongside the general denoising process of the diffusion model. (a) The global decoupling separates cross-attention between text and subject images. (b) The local decoupling further disentangles image cross-attention based on layout constraints. The final z_0 is then decoded back to target image I^G .

dom Gaussian noise $\varepsilon \sim \mathcal{N}(0, 1)$ is applied to z_0 to get $z_t = \sqrt{\alpha_t}z_0 + \sqrt{1 - \alpha_t}\varepsilon$ at timestep t , where α is predefined coefficient provided by noise scheduler. For the backward process, the diffusion model is trained conditioned on the current latent z_t , timestep t and text prompt conditions c_t to predict the added noise. The model is trained with the following reconstruction loss:

$$L_{\text{rec}} = \mathbb{E}_{z, \varepsilon \sim \mathcal{N}(0, 1), t, c_t} \|\varepsilon - \varepsilon_\theta(z_t, t, c_t)\|_2^2 \quad (1)$$

z_t is progressively denoised to obtain z_0 , after which the decoder maps it back to pixel space $x = \mathcal{D}(z_0)$.

Cross Attention Mechanism Stable Diffusion Model utilizes U-Net [36] as the backbone, which contains the cross-attention modules to integrate the text prompt. Specifically, given the latent features Z , the output Z_{out} of cross-attention mechanism can be formulated as:

$$Z_{\text{out}} = \text{CA}_{\text{text}}(Z, P) = \text{Softmax}\left(\frac{QK^T}{\sqrt{d}}\right)V \quad (2)$$

where $Q = W_q Z$ is the query attained from latent features, and $K = W_k c_t$, $V = W_v c_t$ are key and value projected from text features c_t , with their corresponding pretrained matrices W_q, W_k, W_v .

3.2. Task Definition

We formally define the task of layout-guided multi-subject customization as follows. Given a global text prompt P

describing the desired scenario, and a set of subject image-layout pairs $D = \{(I_j, B_j)\}_{j=1}^n$, where I_j is the reference image of subject S_j and B_j is a bounding box specifying its target position, the goal is to synthesize a compositionally coherent image I^G that simultaneously achieves: 1) Textual alignment with the text prompt P . 2) Subject identity preservation for each S_j . 3) Layout control by placing each subject at its designated location B_j .

3.3. Approach

Overview. We now introduce our training-free framework for layout-guided multi-subject customization. The core idea is to decouple the integration of three input conditions — *textual* (text prompt), *visual* (subject images), and *layout* (bounding boxes) — through a bottom-up dual-level attention decoupling strategy. As illustrated in Figure 3, the generation of I^G begins with a randomly initialized latent $z_T \sim \mathcal{N}(0, \mathbf{I})$, which is progressively denoised into z_0 by the diffusion process. During denoising, **a)** the *global decoupling* separates cross-attention between text and subject images, and **b)** *local decoupling* further disentangles image cross-attention based on layout constraints, ensuring that each spatial region attends only to its designated subject. Meanwhile, AnyMS employs a pre-trained image adapter [24, 43] to extract subject-specific features. Finally, the refined latent z_0 is decoded into the target image I^G .

Global Decoupling. A common practice in existing meth-

ods [3, 27, 37, 45] is to introduce a special token to represent the target subject and fine-tune the model to bind the token with specific visual features. These approaches typically concatenate such learned tokens with the text prompt and process them jointly through the text cross-attention. However, this design leads to several issues. First, it inevitably causes conflicts between textual and visual conditions: the subject token is entangled with surrounding textual tokens during denoising, resulting in identity distortion, background leakage, and unintended attribute transfer. Second, when spatial relations are described in the prompt (e.g., “standing in front of”), the shared cross-attention may force the subject token to compete with layout conditions, which further undermines precise position control. To mitigate these conflicts and achieve balanced condition integration, AnyMS introduces *global decoupling* as shown in Figure 3(a), where text prompt and subject images are processed by separate cross-attention streams. In this way, textual semantics and visual identity are disentangled at the global level, enabling the model to preserve subjects faithfully while maintaining accurate text alignment. More detailed analysis can be found in the Appendix. The output of each cross-attention block is reformulated as:

$$Z_{\text{out}} = Z_{\text{text}} + Z_{\text{image}} \quad (3)$$

where $Z_{\text{text}} = \text{CA}_{\text{text}}(Z, P)$ is obtained through the text cross-attention (cf., Eq 2). And Z_{image} is obtained through the image cross-attention, which we will specify below.

Local Decoupling. In general image cross-attention [5], the entire latent features attend to all subject images simultaneously. This design easily leads to subject–subject conflicts, where visual features from different subjects interfere with each other, causing identity confusion or attribute mixing. To address this issue and better exploit layout constraints, as shown in Figure 3(b), AnyMS further introduces *local decoupling*. Specifically, the bounding boxes are used to restrict the interaction between latent regions and their corresponding subject features, ensuring that each spatial area only attends to its designated subject. We formulate the image cross-attention as:

$$Z_{\text{image}} = \text{CA}_{\text{image}}(Z, \{(I_j, B_j)\}_{j=1}^n) \quad (4)$$

Specifically, the local image cross-attention involves two steps.

1) Training-free Subject Feature Extraction. Instead of fine-tuning the diffusion model to learn new subject embeddings, AnyMS leverages pre-trained image adapters to directly extract subject features in a training-free manner. Given a reference image I_j of subject S_j , the adapter encodes its image features c_j , which is already aligned with the diffusion model. This image features is then projected into the subject-specific key and value features, $K_j = W'_k c_j$

and $V_j = W'_v c_j$, using the adapter’s pretrained projection matrices W'_k and W'_v .

2) Attention Cropping and Merging. We begin by initializing Z_{image} with the global query feature $Q \in \mathbb{R}^{H \times W}$ projected from the latent features. To incorporate subject-specific information while preserving layout constraints, we adopt crop-and-merge. For each subject S_j with bounding box $B_j = [h_s, h_e] \times [w_s, w_e]$, we extract the corresponding subregion $Q_j = Q[h_s : h_e, w_s : w_e]$. Subject features are then injected into this region via cross-attention:

$$Z_j = \text{Softmax} \left(\frac{Q_j K_j^T}{\sqrt{d}} \right) V_j \quad (5)$$

Afterwards, we merge the local outputs back to their original positions:

$$Z_{\text{image}}[h_s : h_e, w_s : w_e] = Z_j \quad (6)$$

For overlapping regions, we resolve subject–subject conflicts by enforcing a semantic priority order (e.g., attribute > object, and foreground > background), ensuring consistent layout and identity preservation. The resulting Z_{image} thus captures local subject fidelity and structural coherence. By combining it with text cross-attention outputs Z_{text} , we achieve a balanced alignment between global textual semantics and subject-aware layout.

Finally, this dual-level attention decoupling is applied to all cross-attention layers of the U-Net and every denoising timesteps during inference, yielding stronger text–subject–layout control with only marginal inference overhead. Visualized attention maps are provided in the Appendix for further insight.

4. Experiments

4.1. EXPERIMENTAL SETUP

Dataset. For a fair and comprehensive evaluation, we follow the widely recognized subject customization benchmarks and conduct experiments on subjects drawn from DreamBooth [37], Custom-Concept101 [19], and Textual Inversion [7]. In total, we collect 29 subjects covering diverse categories, including animals, objects, vehicles, and humans, which ensures broad coverage for multi-subject evaluation. To enrich diversity, we form 11 combinations for the quantitative study and present more combinations for visual display.

Evaluation Metrics. We comprehensively evaluate the performance of layout-guided multi-subject customization from three perspectives: *1) Layout control.* We assess the consistency between the generated layout and the input bounding boxes by computing mean Intersection-over-Union (mIoU) and AP@50 scores. Both metrics are measured using pre-trained object detection models GroundingDINO [25]. *2) Identity preservation.* To evaluate how

Model	Layout Control		Identity Preservation			Text Alignment CLIP-T↑	Infer Time	Memory Cost	Training
	AP50↑	mIOU↑	CLIP-I↑	DreamSim↑	DINO↑				
LatexBlend [16]	-	-	65.90	43.37	40.30	32.40	130s	21GB	✓
Cones 2 [27]	26.18	38.10	67.50	46.00	41.71	33.49	108s	26GB	✓
MuDI [14]	19.63	36.08	73.24	58.87	55.19	32.36	10s	11GB	✓
MS-Diffusion [41]	32.26	48.37	72.04	59.22	57.33	34.63	12s	14GB	✗
AnyMS (Ours)	35.65	49.75	74.46	59.62	54.64	35.82	19s	11GB	✗

Table 1. **Quantitative Results of Layout-guided Multi-subject Customization.** Bold represent the highest metric. Since LatexBlend is implemented without layout control, it is not strictly comparable and we shade its results in gray.

well the generated images retain subject identity, we extract the target subject regions from generated images via GroundingDINO [25] and SAM [17], and compute similarity with corresponding reference images using multiple image-level similarity metrics, including CLIP-I [32], DreamSim [6], and DINO [30]. 3) *Text alignment.* We evaluate the semantic consistency between generated images and text prompts using CLIP-T [32] similarity in the CLIP embedding space. 4) *Inference overhead.* For consistency, all inference experiments are conducted on the same GPU device, and we report the average GPU memory usage and inference time required to generate one image.

Baselines. We compare AnyMS with representative state-of-the-art layout-guided multi-subject customization methods, which can be broadly divided into three categories: 1) *Latent Injection.* **MuDI**[14] augments training data using OWLv2[28] and SAM [17], and introduces a latent initialization strategy with bounding boxes to provide a better starting point for inference. 2) *Attention Rectifying.* **Cones2**[27] learns subject tokens via finetuning and constrains their cross-attention maps within the assigned bounding box regions. 3) *Adapter Tuning.* **MS-Diffusion**[41] trains a layout-aware adapter to jointly encode subject, prompt, and layout inputs, leveraging a carefully curated multi-subject dataset with bounding box annotations. In addition, we also report results of the state-of-the-art layout-free multi-subject customization method, **LatexBlend** [16], for reference.

Implementation Details. We implement our method with Stable Diffusion XL (SDXL) [31] as the base model and employ IP-Adapter [43] as the pretrained image adapter for subject feature extraction. For all baseline methods, we follow their default settings. All tested images are generated with a resolution of 1024x1024.

4.2. Quantitative evaluation

Setting. We construct 11 experimental cases of multi-subject composition, covering subject counts ranging from 2 to 5, each with diverse layout configurations (*i.e.*, bounding boxes). For every case, we randomly generate 100 images and report the averaged evaluation metrics in Table 1. To further analyze scalability, Figure 4 visualizes the performance trends of different methods under varying numbers

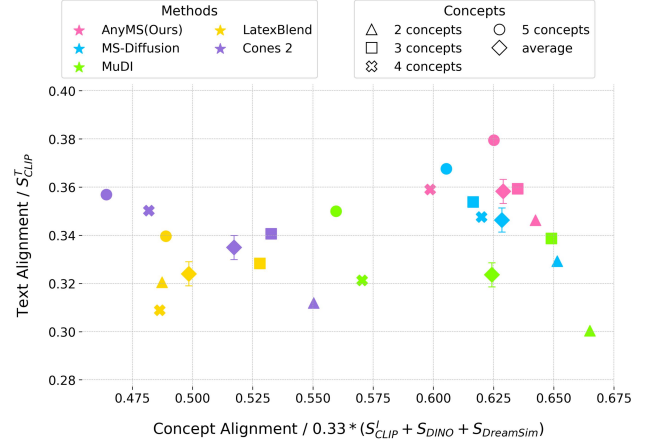


Figure 4. **Detailed Quantitative Results with Different Numbers of Subjects.** Marker shape indicates the number of subjects, and color represents the method used. Rhombus denotes aggregated results.

of subjects. See more details in Appendix.

Results. As shown in Table 1, we observe: 1) For layout control and text alignment, AnyMS achieves the highest performance across both metrics, demonstrating accurate spatial control of subjects and faithful adherence to textual descriptions. 2) AnyMS also consistently surpasses baseline methods in identity preservation, achieving superior similarity scores on both CLIP-I and DreamSim, and competitive performance on the DINO score. These results demonstrate that AnyMS achieves a well-balanced trade-off among layout control, text alignment, and identity preservation. 3) Additionally, as shown in Figure 4, AnyMS maintains strong performance when the number of subjects increases from 2 to 5. In particular, our method shows clear advantages under more complex compositions. 4) In terms of Inference overhead, AnyMS achieves superior visual quality with minimal GPU memory consumption and notably fast generation speed. These results highlight that AnyMS not only supports complex scene composition but also scales effectively to larger numbers of subjects, achieving the best overall performance.

4.3. Qualitative evaluation

As shown in Figure 5, for multi-subject customization cases with subject numbers varying from 2 to 5, common failure

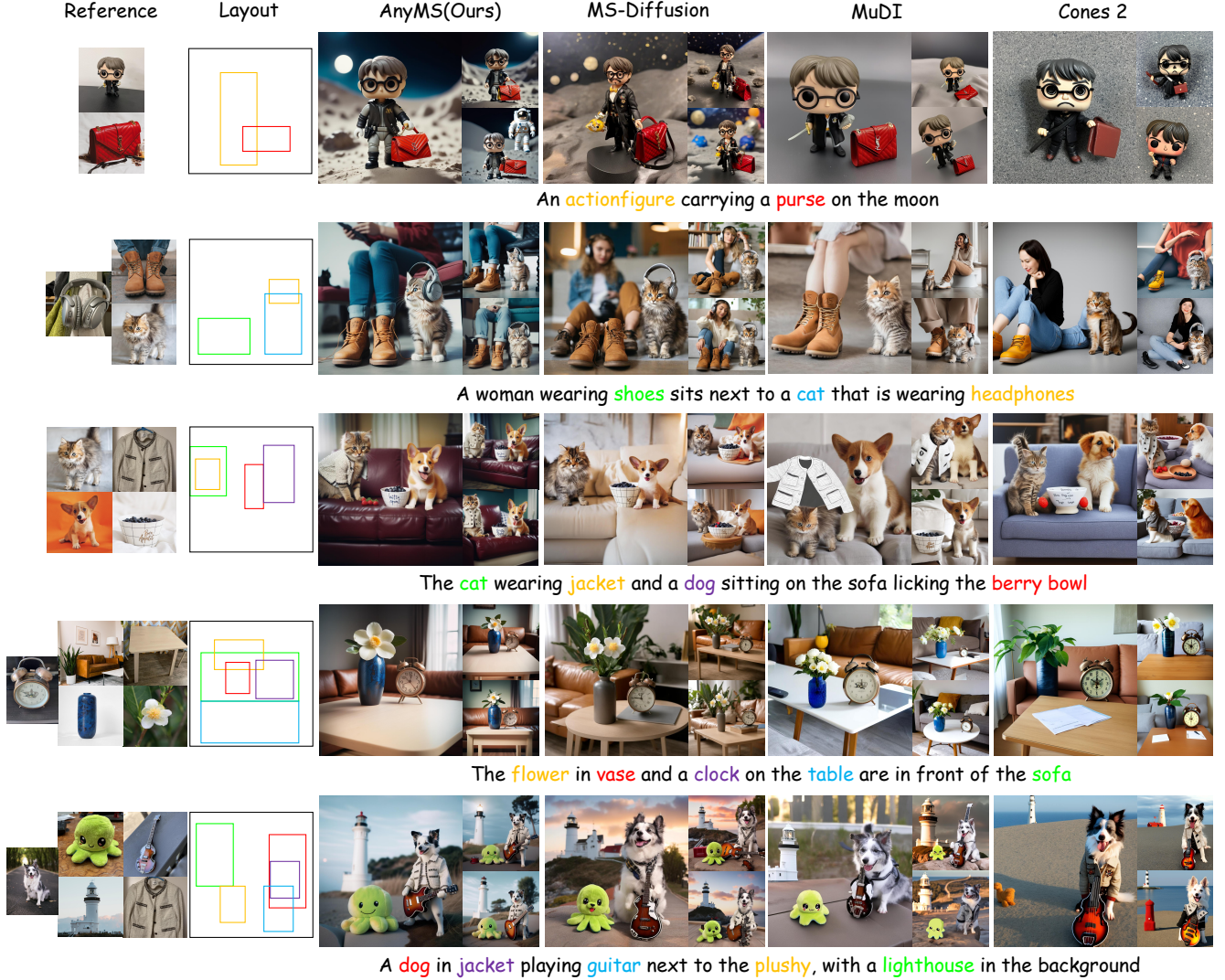


Figure 5. **Comparison of Layout-guided Multi-subject Customization.** Different colors show the associations between subjects and their corresponding layout configurations.

patterns across baselines include object omission, fidelity degradation, and poor prompt alignment. Specifically, MS-Diffusion struggles with complex scenarios and generalizes poorly to unseen subjects, leading to degraded identity reconstruction and inadequate prompt adherence. MuDI prioritizes identity preservation at the expense of prompt compliance and fails to model interactions between objects (e.g., carrying and wearing). Cones2 can generate multiple subjects but suffers from low identity preservation. In contrast, AnyMS excels in multi-subject customization, producing visually harmonious images with coherent layout by achieving both high fidelity and prompt alignment, while maintaining a balanced trade-off between identity preservation and layout control. Moreover, AnyMS demonstrates robust performance as the number of subjects increases, further highlighting its scalability in complex compositions.

4.4. Ablation Study

Settings. We conduct ablations to validate the effects of the proposed method with two different settings. 1) Remove the crop-and-merge operation in local decoupling. We directly utilize the entire query Q to calculate the image attention Z_j for subject S_j , rather than extracting the subregion Q_j . We then apply a mask M_j based on the bounding box B_j to Z_j to get layout-aware attention, and add them together to get the final output Z_{image} . The Eq 5 and Eq 6 are reformed as:

$$Z_j = \text{Softmax} \left(\frac{QK_j^T}{\sqrt{d}} \right) V_j, Z_{\text{image}} = \sum_{j=1}^n (Z_j \odot M_j) \quad (7)$$

2) Remove the whole local decoupling operation. We further remove all layout guidance by directly adding each S_j to get the final output $Z_{\text{image}} = \sum_{j=1}^n Z_j$.




Figure 6. **Ablations Results.** Different colors show the associations between subjects and their corresponding layout configurations. Crop-and-merge plays a crucial role in decoupling features and layout control as the number of subjects increases.

Model	mIOU \uparrow	CLIP-I \uparrow	CLIP-T \uparrow
w/o local decoupling	-	67.26	35.38
w/o crop and merge	38.78	72.13	35.67
AnyMS (Ours)	44.55	73.45	36.50

Table 2. **Quantitative Results for Ablation Study.** Evaluated on seven combinations with more than three subjects.

Results. As shown in Figure 6, we have the following observations: 1) Removing the crop-and-merge operation works reasonably when the subject number is small (*e.g.*, two subjects), but as the count increases the model struggles to disentangle subject features, leading to issues like subject missing, object fusion (*e.g.*, the castle and the lighthouse), and degraded identity preservation (*e.g.*, the jacket). 2) Without local decoupling, image fidelity drops further, and subject entanglement becomes more severe. In contrast, AnyMS effectively disentangles subject features and preserves high image fidelity. To further validate the effectiveness of AnyMS, we quantitatively evaluated it on scenarios involving three or more subjects with a total of seven combinations. As shown in Table 2, AnyMS tops all metrics. With layout guidance, the local decoupling operation further confines subjects to their designated regions, enabling a stable balance between identity preservation and layout control, while scaling robustly to larger numbers of subjects.

5. Conclusion

In this paper, we introduced AnyMS, a novel training-free framework for layout-guided multi-subject customization. By performing bottom-up dual-level attention decoupling, AnyMS effectively disentangles textual, visual, and layout conditions, achieving a better balance among text alignment, subject identity preservation, and layout control. Extensive experiments and ablations validate the effectiveness of AnyMS and its scalability to increasingly complex multi-subject compositions. Moving forward, we plan to 1) extend AnyMS into video customization; 2) explore advanced techniques for customization that jointly consider subject, action, and style.

Limitations. While AnyMS achieves strong performance without additional training, its effectiveness still depends on the capacity of the underlying pre-trained diffusion model and image adapters. Consequently, the upper bound on the number of subjects, the complexity of scenes, and the robustness of subject feature extraction may be constrained. Future work could explore integrating stronger foundation models and adaptive feature learning strategies to further enhance scalability and generalization.

References

- [1] Hong Chen, Yipeng Zhang, Simin Wu, Xin Wang, Xuguang Duan, Yuwei Zhou, and Wenwu Zhu. Disenbooth: Identity-preserving disentangled tuning for subject-driven text-to-image generation. *arXiv preprint arXiv:2305.03374*, 2023. [2](#)
- [2] Hongxu Chen, Zhen Wang, Runshi Li, Bowei Zhu, and Long Chen. Iteris: Iterative inference-solving alignment for lora merging. In *Proceedings of the Computer Vision and Pattern Recognition Conference*, pages 4829–4838, 2025. [2](#)
- [3] Minghao Chen, Iro Laina, and Andrea Vedaldi. Training-free layout control with cross-attention guidance. In *Proceedings of the IEEE/CVF Winter Conference on Applications of Computer Vision*, pages 5343–5353, 2024. [2](#), [5](#)
- [4] Prafulla Dhariwal and Alexander Nichol. Diffusion models beat gans on image synthesis. *Advances in neural information processing systems*, 34:8780–8794, 2021. [2](#), [3](#)
- [5] Ganggui Ding, Canyu Zhao, Wen Wang, Zhen Yang, Zide Liu, Hao Chen, and Chunhua Shen. Freecustom: Tuning-free customized image generation for multi-concept composition. In *Proceedings of the IEEE/CVF Conference on Computer Vision and Pattern Recognition*, pages 9089–9098, 2024. [3](#), [5](#)
- [6] Stephanie Fu, Netanel Tamir, Shobhita Sundaram, Lucy Chai, Richard Zhang, Tali Dekel, and Phillip Isola. Dreamsim: Learning new dimensions of human visual similarity using synthetic data. *Advances in Neural Information Processing Systems*, 36:50742–50768, 2023. [6](#)
- [7] Rinon Gal, Yuval Alaluf, Yuval Atzmon, Or Patashnik, Amit H Bermano, Gal Chechik, and Daniel Cohen-Or. An image is worth one word: Personalizing text-to-image generation using textual inversion. *arXiv preprint arXiv:2208.01618*, 2022. [2](#), [3](#), [5](#)
- [8] Rinon Gal, Moab Arar, Yuval Atzmon, Amit H Bermano, Gal Chechik, and Daniel Cohen-Or. Encoder-based domain tuning for fast personalization of text-to-image models. *ACM Transactions on Graphics (TOG)*, 42(4):1–13, 2023. [2](#)
- [9] Yuchao Gu, Xintao Wang, Jay Zhangjie Wu, Yujun Shi, Yunpeng Chen, Zihan Fan, Wuyou Xiao, Rui Zhao, Shuning Chang, Weijia Wu, et al. Mix-of-show: Decentralized low-rank adaptation for multi-concept customization of diffusion models. *Advances in Neural Information Processing Systems*, 36:15890–15902, 2023. [3](#)
- [10] Yuchao Gu, Xintao Wang, Jay Zhangjie Wu, Yujun Shi, Yunpeng Chen, Zihan Fan, Wuyou Xiao, Rui Zhao, Shuning Chang, Weijia Wu, et al. Mix-of-show: Decentralized low-rank adaptation for multi-concept customization of diffusion models. *Advances in Neural Information Processing Systems*, 36, 2024. [2](#)
- [11] Ligong Han, Yinxiao Li, Han Zhang, Peyman Milanfar, Dimitris Metaxas, and Feng Yang. Svdiff: Compact parameter space for diffusion fine-tuning. In *Proceedings of the IEEE/CVF International Conference on Computer Vision*, pages 7323–7334, 2023. [2](#)
- [12] Jonathan Ho and Tim Salimans. Classifier-free diffusion guidance. *arXiv preprint arXiv:2207.12598*, 2022. [3](#)
- [13] Jonathan Ho, Ajay Jain, and Pieter Abbeel. Denoising diffusion probabilistic models. *Advances in neural information processing systems*, 33:6840–6851, 2020. [3](#)
- [14] Sangwon Jang, Jaehyeong Jo, Kimin Lee, and Sung Ju Hwang. Identity decoupling for multi-subject personalization of text-to-image models. *Advances in Neural Information Processing Systems*, 37:100895–100937, 2024. [2](#), [3](#), [6](#)
- [15] Jiaxiu Jiang, Yabo Zhang, Kailai Feng, Xiaohe Wu, Wenbo Li, Renjing Pei, Fan Li, and Wangmeng Zuo. Mc²: Multi-concept guidance for customized multi-concept generation. In *Proceedings of the Computer Vision and Pattern Recognition Conference*, pages 2802–2812, 2025. [3](#)
- [16] Jian Jin, Zhenbo Yu, Yang Shen, Zhenyong Fu, and Jian Yang. Latexblend: Scaling multi-concept customized generation with latent textual blending. In *Proceedings of the Computer Vision and Pattern Recognition Conference*, pages 23585–23594, 2025. [2](#), [3](#), [6](#)
- [17] Alexander Kirillov, Eric Mintun, Nikhila Ravi, Hanzi Mao, Chloe Rolland, Laura Gustafson, Tete Xiao, Spencer Whitehead, Alexander C Berg, Wan-Yen Lo, et al. Segment anything. In *Proceedings of the IEEE/CVF international conference on computer vision*, pages 4015–4026, 2023. [6](#)
- [18] Zhe Kong, Yong Zhang, Tianyu Yang, Tao Wang, Kaihao Zhang, Bizhu Wu, Guanying Chen, Wei Liu, and Wenhan Luo. Omg: Occlusion-friendly personalized multi-concept generation in diffusion models. In *European Conference on Computer Vision*, pages 253–270. Springer, 2024. [2](#), [3](#)
- [19] Nupur Kumari, Bingliang Zhang, Richard Zhang, Eli Shechtman, and Jun-Yan Zhu. Multi-concept customization of text-to-image diffusion. In *Proceedings of the IEEE/CVF conference on computer vision and pattern recognition*, pages 1931–1941, 2023. [2](#), [3](#), [5](#)
- [20] Gihyun Kwon and Jong Chul Ye. Tweediemix: Improving multi-concept fusion for diffusion-based image/video generation. *arXiv preprint arXiv:2410.05591*, 2024. [3](#)
- [21] Gihyun Kwon, Simon Jenni, Dingzeyu Li, Joon-Young Lee, Jong Chul Ye, and Fabian Caba Heilbron. Concept weaver: Enabling multi-concept fusion in text-to-image models. In *Proceedings of the IEEE/CVF Conference on Computer Vision and Pattern Recognition*, pages 8880–8889, 2024. [2](#)
- [22] Bowen Li, Xiaojuan Qi, Thomas Lukasiewicz, and Philip Torr. Controllable text-to-image generation. *Advances in neural information processing systems*, 32, 2019. [3](#)
- [23] Dongxu Li, Junnan Li, and Steven Hoi. Blip-diffusion: Pre-trained subject representation for controllable text-to-image generation and editing. *Advances in Neural Information Processing Systems*, 36:30146–30166, 2023. [3](#)
- [24] Dongxu Li, Junnan Li, and Steven Hoi. Blip-diffusion: Pre-trained subject representation for controllable text-to-image generation and editing. *Advances in Neural Information Processing Systems*, 36, 2024. [2](#), [4](#)
- [25] Shilong Liu, Zhaoyang Zeng, Tianhe Ren, Feng Li, Hao Zhang, Jie Yang, Qing Jiang, Chunyuan Li, Jianwei Yang, Hang Su, et al. Grounding dino: Marrying dino with grounded pre-training for open-set object detection. In *European conference on computer vision*, pages 38–55. Springer, 2024. [5](#), [6](#)

- [26] Zhiheng Liu, Ruili Feng, Kai Zhu, Yifei Zhang, Kecheng Zheng, Yu Liu, Deli Zhao, Jingren Zhou, and Yang Cao. Cones: Concept neurons in diffusion models for customized generation. *arXiv preprint arXiv:2303.05125*, 2023. [2](#)
- [27] Zhiheng Liu, Yifei Zhang, Yujun Shen, Kecheng Zheng, Kai Zhu, Ruili Feng, Yu Liu, Deli Zhao, Jingren Zhou, and Yang Cao. Customizable image synthesis with multiple subjects. *Advances in neural information processing systems*, 36:57500–57519, 2023. [2](#), [3](#), [5](#), [6](#)
- [28] Matthias Minderer, Alexey Gritsenko, and Neil Houlsby. Scaling open-vocabulary object detection. *Advances in Neural Information Processing Systems*, 36:72983–73007, 2023. [6](#)
- [29] Alex Nichol, Prafulla Dhariwal, Aditya Ramesh, Pranav Shyam, Pamela Mishkin, Bob McGrew, Ilya Sutskever, and Mark Chen. Glide: Towards photorealistic image generation and editing with text-guided diffusion models. *arXiv preprint arXiv:2112.10741*, 2021. [2](#)
- [30] Maxime Oquab, Timothée Darcet, Théo Moutakanni, Huy V Vo, Marc Szafraniec, Vasil Khalidov, Pierre Fernandez, Daniel HAZIZA, Francisco Massa, Alaaeldin El-Nouby, et al. Dinov2: Learning robust visual features without supervision. *Transactions on Machine Learning Research*. [6](#)
- [31] Dustin Podell, Zion English, Kyle Lacey, Andreas Blattmann, Tim Dockhorn, Jonas Müller, Joe Penna, and Robin Rombach. Sdxl: Improving latent diffusion models for high-resolution image synthesis. *arXiv preprint arXiv:2307.01952*, 2023. [3](#), [6](#)
- [32] Alec Radford, Jong Wook Kim, Chris Hallacy, Aditya Ramesh, Gabriel Goh, Sandhini Agarwal, Girish Sastry, Amanda Askell, Pamela Mishkin, Jack Clark, et al. Learning transferable visual models from natural language supervision. In *International conference on machine learning*, pages 8748–8763. Pmlr, 2021. [3](#), [6](#)
- [33] Aditya Ramesh, Prafulla Dhariwal, Alex Nichol, Casey Chu, and Mark Chen. Hierarchical text-conditional image generation with clip latents. *arXiv preprint arXiv:2204.06125*, 1(2):3, 2022. [2](#)
- [34] Scott Reed, Zeynep Akata, Xinchun Yan, Lajanugen Logeswaran, Bernt Schiele, and Honglak Lee. Generative adversarial text to image synthesis. In *International conference on machine learning*, pages 1060–1069. Pmlr, 2016. [3](#)
- [35] Robin Rombach, Andreas Blattmann, Dominik Lorenz, Patrick Esser, and Björn Ommer. High-resolution image synthesis with latent diffusion models. In *Proceedings of the IEEE/CVF conference on computer vision and pattern recognition*, pages 10684–10695, 2022. [2](#), [3](#)
- [36] Olaf Ronneberger, Philipp Fischer, and Thomas Brox. U-net: Convolutional networks for biomedical image segmentation. In *Medical image computing and computer-assisted intervention—MICCAI 2015: 18th international conference, Munich, Germany, October 5-9, 2015, proceedings, part III 18*, pages 234–241. Springer, 2015. [4](#)
- [37] Nataniel Ruiz, Yuanzhen Li, Varun Jampani, Yael Pritch, Michael Rubinstein, and Kfir Aberman. Dreambooth: Fine tuning text-to-image diffusion models for subject-driven generation. In *Proceedings of the IEEE/CVF conference on computer vision and pattern recognition*, pages 22500–22510, 2023. [2](#), [3](#), [5](#)
- [38] Chitwan Saharia, William Chan, Saurabh Saxena, Lala Li, Jay Whang, Emily L Denton, Kamyar Ghasemipour, Raphael Gontijo Lopes, Burcu Karagol Ayan, Tim Salimans, et al. Photorealistic text-to-image diffusion models with deep language understanding. *Advances in neural information processing systems*, 35:36479–36494, 2022. [2](#)
- [39] Vera Soboleva, Aibek Alanov, Andrey Kuznetsov, and Konstantin Sobolev. T-lora: Single image diffusion model customization without overfitting. *arXiv preprint arXiv:2507.05964*, 2025. [3](#)
- [40] Jiaming Song, Chenlin Meng, and Stefano Ermon. Denoising diffusion implicit models. *arXiv preprint arXiv:2010.02502*, 2020. [3](#)
- [41] Xierui Wang, Siming Fu, Qihan Huang, Wanggui He, and Hao Jiang. Ms-diffusion: Multi-subject zero-shot image personalization with layout guidance. *arXiv preprint arXiv:2406.07209*, 2024. [2](#), [3](#), [6](#)
- [42] Zhen Wang, Yilei Jiang, Dong Zheng, Jun Xiao, and Long Chen. Event-customized image generation. *arXiv preprint arXiv:2410.02483*, 2024. [2](#)
- [43] Hu Ye, Jun Zhang, Sibio Liu, Xiao Han, and Wei Yang. Ip-adapter: Text compatible image prompt adapter for text-to-image diffusion models. *arXiv preprint arXiv:2308.06721*, 2023. [2](#), [4](#), [6](#)
- [44] Yuxuan Zhang, Yiren Song, Jiaming Liu, Rui Wang, Jinpeng Yu, Hao Tang, Huaxia Li, Xu Tang, Yao Hu, Han Pan, et al. Ssr-encoder: Encoding selective subject representation for subject-driven generation. In *Proceedings of the IEEE/CVF Conference on Computer Vision and Pattern Recognition*, pages 8069–8078, 2024. [3](#)
- [45] Chenyang Zhu, Kai Li, Yue Ma, Chunming He, and Xiu Li. Multiboost: Towards generating all your concepts in an image from text. In *Proceedings of the AAAI Conference on Artificial Intelligence*, pages 10923–10931, 2025. [2](#), [5](#)

Appendix

This appendix is organized as follows:

- Section A provides the visualizations of attention maps and detailed analysis.
- Section B provides the user study of baselines and our method.
- Section C provides implementation details of teaser and more visualization results.
- Section D provides implementation details of quantitative evaluation.
- Section E provides the broader impact of our method.

A. Visualization of Attention Maps and Detailed Analysis

In this section, we provide visualizations of attention maps in Figure 7 to further demonstrate the effectiveness of our method. As stated in the main text, directly concatenating image and text features and processing them through text cross-attention leads to entanglement among features of different subjects evidenced by overlapping highlighted regions in attention maps and then results in issues such as object omission, fidelity degradation, and unintended attribute transfer. AnyMS addresses this through dual-level attention decoupling, ensuring that each subject attends only to its corresponding spatial region. This simultaneously disentangles features of different subjects and enables precise layout control. Furthermore, global decoupling is employed to maintain semantic consistency across the generation.

B. User Study

We further evaluated the proposed AnyMS method through a user study. The study consisted of 9 sets of generation cases, with 25 participants in total. In each case, users were presented with a text prompt, reference images, layout requirements, and corresponding results generated by different methods. Participants are asked to select one or two images they consider best aligned with these four criteria, respectively : 1) presence of the target concepts and their alignment with the reference images; 2) alignment with the given text prompt; 3) adherence to the specified layout; 4) overall quality and authenticity of the generated images. We then use the proportion of votes each baseline received out of the total number of votes as the score to measure the performance of each method. The results are shown in Table 3. Our method attained the highest scores across all metrics and overall visual impression, demonstrating a strong user preference, and achieves a well-balanced trade-off among layout control, text alignment, and identity preservation.

Model	Concept Alignment	Text Alignment	Layout Control	Overall Quality
Cones 2	0.08	0.07	0.05	0.05
MuDI	0.17	0.06	0.14	0.05
MS-Diffusion	0.18	0.22	0.23	0.18
AnyMS(Ours)	0.57	0.65	0.58	0.72

Table 3. **User Study.** Scored by the fraction of total votes received by each baseline. Our method obtains the best results on all four dimensions, demonstrating superior overall quality.

C. Visualization Details and More Results

We provide implementation details of teaser on the first page, including layout configurations and text prompts, and we also show additional multi-subject customization results based on the settings in Figure 8. The results encompass various combination types and include scenarios with the number of subjects ranging from 2 to 7, fully demonstrating the generalizability and robustness of AnyMS. AnyMS has the ability to balance the trade-off among text-alignment, subject identity preservation, and layout control while scaling to a larger number of subjects.

D. Implementation Details of Quantitative Evaluation

As shown in Figure 9, for the quantitative evaluation, we collect 24 different subjects covering a variety of categories, and form 11 combinations. For each combination, we specify a tuple containing reference images, text-prompt, and bounding boxes. To conduct a comprehensive evaluation, the number of subjects ranged from 2 to 5, assessing the ability of models to decouple subject features as the number of subjects increases. In addition, the ways subjects interact (e.g., carrying and wearing) and the backgrounds (e.g., moon and beach) are also diverse.

E. Broader Impact

As a multi-subject customization method, AnyMS can generate a text-aligned and well-composed image involving multiple user-provided subjects without training. This means that AnyMS has the potential to play a crucial role in advertising and the film industries: we can create digital doubles of actors and seamlessly render them with virtual cartoon characters into posters for propagation. In addition, generated images with a variety of backgrounds and styles can further enhance diversity, offering audiences a novel experience. AnyMS can also function as entertainment for users in social media. However, there are several points to note when implementing AnyMS. 1) Sensitive terms such as sexual content and political statements should be detected and blocked. 2) Privacy and portrait rights of individuals should be protected. The generated images should be




Figure 7. **Visualization of attention maps.** We compute the mean of the attention maps associated with the subjects and convert the result into normalized heatmaps.

authorized by the person concerned. Overall, AnyMS can enrich entertainment activities for the public with proper application.



Figure 8. **Visualization Details and Additional Results.** Different colors show the associations between subjects and their corresponding layout configurations. We show more results beyond the first page with these settings.




Figure 9. **Details of 11 Combinations in Quantitative Evaluation.** Different colors show the associations between subjects and their corresponding layout configurations.