

Beyond-Diagonal Reconfigurable Intelligent Surfaces for 6G Networks: Principles, Challenges, and Quantum Horizons

Abd Ullah Khan, Uman Khalid, Muhammad Tanveer, Trung Q. Duong, *Fellow, IEEE*, and Hyundong Shin, *Fellow, IEEE*

Abstract—A beyond-diagonal reconfigurable intelligent surface (BD-RIS) is an innovative type of reconfigurable intelligent surface (RIS) that has recently been proposed and is considered a revolutionary advancement in wave manipulation. Unlike the mutually disconnected arrangement of elements in traditional RISs, BD-RIS creates cost-effective and simple inter-element connections, allowing for greater freedom in configuring the amplitude and phase of impinging waves. However, there are numerous underlying challenges in realizing the advantages associated with BD-RIS, prompting the research community to actively investigate cutting-edge schemes and algorithms in this direction. Particularly, the passive beamforming design for BD-RIS under specific environmental conditions has become a major focus in this research area. In this article, we provide a systematic introduction to BD-RIS, elaborating on its functional principles concerning architectural design, promising advantages, and classification. Subsequently, we present recent advances and identify a series of challenges and opportunities. Additionally, we consider a specific case study where beamforming is designed using four different algorithms, and we analyze their performance with respect to sum rate and computation cost. To augment the beamforming capabilities in 6G BD-RIS with quantum enhancement, we analyze various hybrid quantum-classical machine learning (ML) models to improve beam prediction performance, employing real-world communication Scenario 8 from the DeepSense 6G dataset. Consequently, we derive useful insights about the practical implications of BD-RIS.

Index Terms—6G networks, beamforming, reconfigurable intelligent surfaces.

I. INTRODUCTION

6G NETWORKS are anticipated to support various innovative applications such as extended reality, tactile internet, digital twins, and intelligent transportation systems [1], [2]. These applications demand unprecedented levels of performance, including high data rates, ultra-reliability, and low-latency in communication, ultra-precision and hypersensitivity in sensing, and low-complexity in computation. To meet these stringent requirements, next-generation networks are compelled to utilize higher frequency spectra such as millimeter wave (mmWave) and largely unexplored Terahertz

(THz) bands. However, this transition brings significant challenges, including high propagation loss and blockage, which necessitates advanced mitigation techniques. In response to these challenges, reconfigurable intelligent surfaces (RISs) have shown significant potential in addressing the aforementioned issues [3], [4].

The RIS consists of an array of low-cost and energy-efficient passive reflecting elements that can be dynamically reconfigured to direct incoming wireless signals to desired locations by imposing specific phase shifts [5]. This capability allows RIS to create virtual line-of-sight paths between transmitters and receivers, effectively overcoming propagation obstacles. Moreover, RIS offers real-time reconfigurability, allowing it to dynamically respond to fluctuating wireless environments. Being easily mountable on walls and buildings, RIS allows network operators to manage wireless propagation environments and extend communication coverage, thereby facilitating massive connectivity.

Despite its potential, traditional RIS architectures suffer from several performance limitations that impair their practical utility [6]. Such a RIS configuration is limited in terms of passive beamforming manipulation, which can lead to sub-optimal performance in dynamically changing wireless environments. Additionally, traditional RIS reflects signals only in specific directions, blocking transmissions from passing through it and thereby limiting the coverage area of the network. These limitations arise from the simple architecture of RIS, where each element acts independently and is directly connected to a load, resulting in a diagonal phase shift matrix.

The innovative concept of beyond-diagonal reconfigurable intelligent surface (BD-RIS) emerges as a potential solution to address the limitations of traditional RIS architectures [7]. BD-RIS aims to enhance flexibility, coverage, and performance at the expense of higher complexity by introducing more sophisticated configurations, resulting in a more general phase shift matrix. This provides greater flexibility in adjusting phase shifts, allowing for more dynamic adaptation to fluctuating wireless environments. BD-RIS can also optimize coverage more effectively than traditional RIS by controlling phase shifts in multiple directions, providing better coverage over larger areas. By employing advanced machine learning (ML)-enhanced beamforming techniques, BD-RIS can better exploit spatial diversity and improve overall system performance.

This article presents an exhaustive exploration of BD-RIS, aiming to highlight its various aspects regarding 6G networks

Abd Ullah Khan, Uman Khalid, and Hyundong Shin (corresponding author) are with the Department of Electronics and Information Convergence Engineering, Kyung Hee University, Yongin-si, Gyeonggi-do 17104, Republic of Korea; M. Tanveer is with the Department of Computer Science, University of Management and Technology, Lahore 54770, Pakistan; Trung Q. Duong is with the Department of Electrical and Computer Engineering, Memorial University of Newfoundland, St. John's, NL A1B 3X5, Canada, and also with the Department of Electronics, Electrical Engineering, and Computer Science, Queen's University Belfast, BT7 1NN Belfast, U.K.

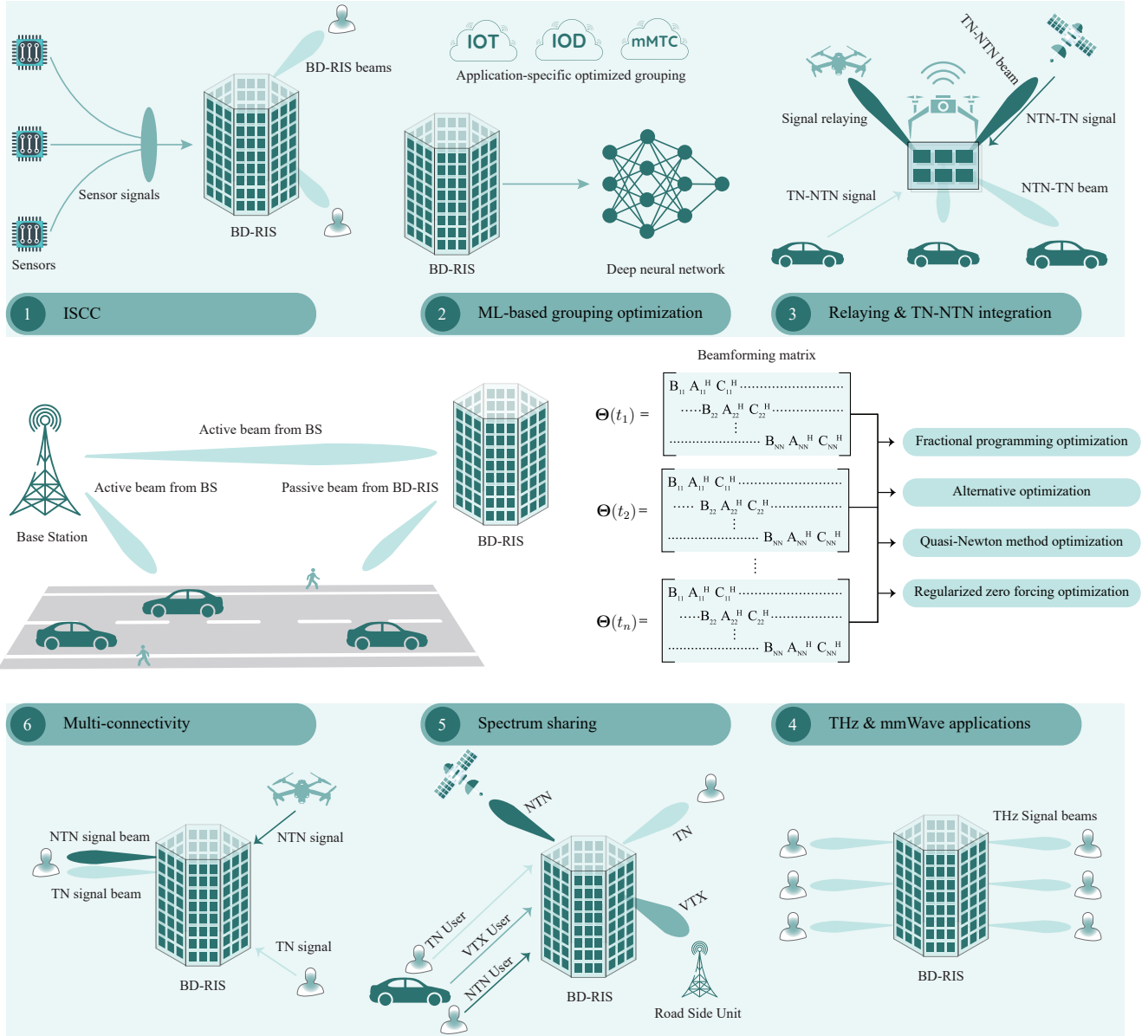


Fig. 1. BD-RIS for 6G networks.

(see Fig. 1). First, we provide an overview of the advanced form of RIS, namely, multifunctional RIS. Herein, we delve into its design, operating principles, performance evaluators, and practical limitations. Next, we perform a detailed functional classification of BD-RIS based on its architectural design, structural components, and functional attributes. Subsequently, we highlight its distinct advantages over conventional RIS, and present the challenges and opportunities associated with its adoption. Lastly, we present a case study to investigate its practical implications before concluding the article.

II. MULTIFUNCTIONAL RIS

In this section, we provide a comprehensive overview of the state-of-the-art multifunctional RIS design, standard operating principles, performance benchmarks, and practical limitations.

A. State-of-the-art Design

A multifunctional RIS has an array of active elements, each comprising reflective, refractive, and amplification components that allow the manipulation of signals in multiple dimensions. The refractive and reflective parts are symmetrically designed and include a feedline, a metallic patch, and multiple reconfigurable elements as their essential components. The amplification part consists of an amplifier that, in conjunction with a power divider, controls the amplitude of the refracted and reflected waves by providing a power gain.

B. Standard Operating Principles

A multifunctional RIS operates according to the following standard operating principles.

1) *Energy Splitting*: In the operation of multifunctional RISs, input signals are first amplified and then subjected to both refraction and reflection. This dual process results in the splitting of the signal's energy between both the refracted and reflected paths. Sophisticated hardware designs efficiently manage this energy distribution operation.

2) *Mode Switching*: In multifunctional RISs, an element may either reflect in reflecting mode or refract in refracting mode. This type of mode classification simplifies the hardware complexity in designing a multifunctional RIS.

3) *Time Switching*: A multifunctional RIS element may perform either reflection or refraction during a given time slot. In this way, the reflection and refraction coefficients are formed independently of each other. This characteristic is particularly useful in optimizing various parameters of multifunctional RISs. However, ultra-precise time synchronization among its elements should be ensured for efficient overall performance.

C. Performance Benchmark

The relative performance of various multifunctional RIS setups is evaluated using the following metrics.

1) *Sum Rate*: The sum rate is a predominantly employed performance metric for evaluating multifunctional RISs, and this preference is attributed to two primary reasons. Firstly, the sum rate provides a single scalar value that represents the total achievable data rate of a communication system, offering a measure of the system's overall performance. Secondly, it serves as a fundamental metric from which other metrics, such as user equipment data rate and system throughput, can be derived, marking it a comprehensive figure-of-merit of network efficiency.

2) *Computation Complexity*: Computation complexity is a crucial metric in evaluating the performance of multifunctional RISs, particularly in terms of the time and costs involved in optimizing the coefficients of multifunctional RIS elements. The capability of multifunctional RISs to manage two types of beams—reflection and refraction—induces higher levels of complexity. This increase in complexity necessitates the development of algorithms that minimize computational requirements.

3) *SINR and Outage Probability*: Signal-to-interference-and-noise ratio (SINR) and outage probability are additional performance metrics associated with the evaluation of multifunctional RIS-assisted systems. Since their primary role is to reduce interference and improve signal quality and strength, these performance metrics are well-suited for assessing the system's interference and noise robustness.

4) *Secrecy Throughput*: Multifunctional RISs provide precise control over reflecting and refracting beamforming design, which proves effective in secure communication. In this context, secrecy throughput serves as an evaluation metric, measuring how securely a multifunctional RIS configuration performs while providing maximum data rate.

D. Practical Limitations

The prominent practical limitations of deploying multifunctional RISs are listed as follows.

1) *Discrete Phase Shifts*: The practical implementation of multifunctional RISs typically involves discrete phase shifts in signals, rather than continuous shifts, due to constraints such as hardware complexity and fabrication cost. These discrete phase shifts inevitably introduce beamforming errors, which can significantly degrade network performance. Although increasing the phase shift resolution can mitigate this issue, it requires an increasing number of positive-intrinsic-negatives (PINs) at each element, which in turn increases costs and complicates the scalability of the system.

2) *Coupled Amplitude and Phase Shifts*: Multifunctional RISs exhibits a tight coupling between amplitude and phase shift coefficients. This phenomenon arises because each element in multifunctional RISs handles electric and magnetic surface currents simultaneously. Consequently, traditional optimization approaches that treat these coefficients independently become invalid, leading to increased complexity in achieving optimal performance.

3) *Static and Dynamic Selection*: Static multifunctional RISs belong to a traditional type of intelligent surface that possesses non-adjustable elements. Therefore, their reflection, refraction, and amplification coefficients remain fixed throughout the operation. This inherent simplicity facilitates the design and renders it suitable for small-area connectivity in dominated line-of-sight propagation. Conversely, dynamic multifunctional RISs incorporate configurable elements, enabling the dynamic adjustment of reflection, refraction, and amplification coefficients. This facilitates real-time beam steering and user tracking, offering mobile users enhanced coverage and seamless connectivity within dynamic environments characterized by scattering-rich channels.

4) *Distributed Networking and Interference Management*: Multifunctional RISs can be installed in a distributed manner to provide path diversity in urban areas characterized by tall buildings, narrow lanes, and malls, where signals encounter numerous blockages to reach their destination. By leveraging their refraction and reflection properties, multifunctional RISs can create stable links between transmitters and receivers, effectively emulating line-of-sight-like propagation. This allows multifunctional RISs to surpass the beamforming gains achievable with RIS-assisted single-hop communication.

III. BD-RIS

In this section, we provide principle insights of BD-RIS, including its architectural design, functional classification, and potential advantages.

A. Architectural Design

BD-RIS incorporates N multiple passive elements acting as antennas linked to an N -port reconfigurable impedance network. This setup is characterized by a complex-valued $N \times N$ beamforming matrix Θ , which not only describes the scattering properties of the network but also governs the interaction between the incident and reflected waves across N ports. Moreover, the specific properties of the beamforming matrix depend on the employed circuit topology and allow for various architectural designs, each capable of non-diagonal

configurations that augment BD-RIS's beamforming potential. Therefore, BD-RIS fundamentally enhances the capabilities of multifunctional RISs by incorporating an advanced reconfigurable impedance network, allowing wave manipulation with better precision and adaptability. In accordance with microwave theory, a lossless impedance network—represented by a unitary matrix—ensures that the power of the reflected waves matches that of the incident waves, optimizing energy efficiency and minimizing power loss. Such a design allows BD-RIS to significantly empower wireless communication systems by offering dynamic control over wave propagation and interference.

B. Functional Classification

In the following, we functionally classify BD-RIS based on the characterization of beamforming matrices, operational modalities, and cell connectivity.

1) *Beamforming Matrix Characterization*: BD-RIS classification based on beamforming matrices is detailed as follows.

- **Block-Diagonal Matrix**: This type of beamforming matrix is formed when all N antennas in BD-RIS are uniformly divided into K groups, with antennas within the same group are interconnected, while those from different groups remain disconnected. This configuration is referred to as group-connected, wherein each block in the beamforming matrix is unitary. However, when all antennas are interconnected ($K = 1$), the group is termed full-connected, and the resulting beamforming matrix is also unitary under this arrangement. In contrast to the block-diagonal beamforming matrix typical of BD-RIS, conventional RIS features $K = N$ groups, wherein each group constitutes a diagonal beamforming matrix. This distinction underscores the enhanced reconfigurability for wave manipulation provided by BD-RIS configurations.
- **Permuted Block-Diagonal Matrix**: In configurations where the grouping of antennas is adaptively conducted considering the channel state information (CSI)—also termed as dynamic group-connected BD-RIS—the associated beamforming matrix is a permuted block-diagonal matrix. This offers higher flexibility in beam control compared to a fixed group-connected BD-RIS, ultimately enabling adaptable manipulation of beamforming capabilities tailored to environmental fluctuations.
- **Non-diagonal Matrix**: In this beamforming matrix configuration, antennas are paired through phase shifters, allowing the incident signal on one antenna to be reflected exclusively by its paired antenna. This results in an asymmetric non-diagonal beamforming matrix that achieves a higher power gain compared to conventional RIS. This configuration improves the efficiency and effectiveness of signal transmission and reception by optimizing power distribution among the antenna pairs.

2) *Operational Modality*: BD-RIS classification regarding operational modes is itemized as follows.

- **Reflective Mode**: In the traditional mode of BD-RIS, the impinging signal is reflected back in the direction from which it came, effectively providing half-space

coverage. In this architectural setup, all BD-RIS antennas are oriented toward the same direction for uniform signal reflection. The associated beamforming matrix is subjected to a unitary constraint, characterizing the reflective mode of BD-RIS operation. This constraint ensures that the matrix preserves the energy of the signal, which is crucial for maintaining the strength and quality of the impinging signal as it is reflected by the BD-RIS.

- **Transmissive Mode**: In this operational mode, the impinging signal interacts with BD-RIS and is transmitted to the other side, effectively extending network coverage for both the front and back sides of the BD-RIS. Architecturally, this setup involves pairing two antennas back-to-back, enabling BD-RIS to function not only as a reflective surface but also as a transmissive medium. The arrangement enhances BD-RIS utility in complex networking environments by providing coverage on both sides.
- **Hybrid Mode**: In this mode, the impinging signal is partially reflected by the BD-RIS and partially transmitted to the other side, ensuring full-space coverage. Architecturally, this is achieved by placing antenna pairs back-to-back and connecting them through a 2-port fully-connected reconfigurable impedance network. To mathematically model this BD-RIS arrangement, two matrices are required: the reflective mode matrix and the transmissive mode matrix. This mode extends BD-RIS functionality to multiple directions, such as 3-sided and 4-sided BD-RIS, also termed multisector BD-RIS. The gain and complexity of the system, as well as the number of matrices required for a comprehensive mathematical representation, significantly increase with the number of sectors. Therefore, BD-RIS's capacity to handle impinging signals from multiple directions is considerably enhanced by the multisector capability, making the hybrid mode particularly effective under intricate network conditions.

3) *Cell Connectivity*: BD-RIS classification concerning cell connectivity is listed as follows.

- **Single-connected**: This type represents the conventional BD-RIS, where each antenna is connected to a single element. In such connectivity, the antennas operate independently and are isolated from one another, minimizing interference. The corresponding design is characterized by a diagonal beamforming matrix, where each diagonal element corresponds to an individual antenna's contribution without any cross-element interactions. The simplified formalism allows for a straightforward implementation and analysis but severely limits the BD-RIS versatility in rather complex scenarios.
- **Group-connected**: In this connectivity, antennas within the same group are interconnected, while those across groups are isolated. The beamforming matrix results in a block-diagonal matrix where each block corresponding to a group is unitary. This structure enables the strategic manipulation of incident waves—in both phase and magnitude—improving performance compared to single-connected BD-RIS. The grouping can be either fixed or

TABLE I
SUMMARY OF KEY STUDIES ON BD-RIS

Ref.	Element & Grouping	Operation/structural mode	CSI optimized	LS/NLS	Key performance indicator (KPI)	Beamforming designing	NB/WB	User mobility
[1]	FC	R mode	No	NLS	SR/Bit-error rate	No	NB	No
[2]	FGC/FC	R mode	No	NLS	RSS/SR	No	NB	No
[3]	FC	R mode	No	LS	SR	Yes	NB	No
[4]	SC/FGC/FC	H/MS mode	No	NLS	SR	No	NB	No
[5]	SC/FGC/FC	R mode	No	NLS + LS	SR/Computation time	Yes	NB	No
[6]	FC	R mode	No	NLS	SR	No	WB	No
[7]	SC/FGC/FC	H mode	No	NLS + LS	SR	Yes	NB	No
[8]	FGC/FC	H mode	No	NLS + LS	RSS	No	NB	No
[9]	FC	R mode	No	NLS + LS	SE/EE	No	NB	No
[10]	FC	R mode	No	NLS + LS	SNR	No	NB	No
[11]	FC	T mode	No	NLS + LS	SR	Yes	NB	No
[12]	GC	R mode	No	NLS	SINR/Power gain	Yes	NB	No

FC: fully-connected; (F/D) GC: (fixed/dynamic) group-connected; (H/R/T) mode: (hybrid/reflective/transmissive) mode; WB: wide band; SR: sum rate; NB: narrow band (N) LS: (non) line-of-sight; RSS: received signal strength; SC: single-connected; MS: multisector; (E/S) E: energy/spectral efficiency

dynamic, with the latter offering greater flexibility and performance enhancement at the expense of generating permuted block-diagonal matrices.

- **Fully-connected:** In this configuration, all the antennas are interconnected, forming a fully-connected BD-RIS that results in a unitary beamforming matrix.
- **Tree-connected:** This category encompasses a family of BD-RIS types that structurally form a tree graph when depicted using graph theory. It is comparatively less complex and performs equally well to fully-connected BD-RIS. This tree graph connectivity enables efficient signal management while maintaining simplicity in network design.
- **Forest-connected:** This is another family of BD-RIS that gives rise to a forest graph when depicted using graph theory. It provides a balance in performance-complexity tradeoffs between the single-connected and tree-connected BD-RIS, thus bridging the gap between them.

Among the listed BD-RIS cell connectivity classes, the fully-connected and tree-connected architectures provide the highest flexibility and best performance. However, these architectures increase circuit complexity due to the large number of tunable impedance components. Alternatively, the group-connected and forest-connected architectures can simplify the circuit complexity but with reduced performance.

C. Advantages

BD-RIS offers various advantages compared to conventional RIS. A few notable ones are listed as follows.

- 1) *High Freedom in Wave Manipulation:* By allowing the reconfiguration of both off-diagonal and on-diagonal entries in the beamforming matrix, BD-RIS significantly enhances its ability to manipulate incoming signals. This flexibility results in improved performance gains by enabling precise control over the signal path and interaction within the matrix.
- 2) *Enhanced Network Coverage:* By allowing adjustable configurations of both the impedance network and antenna array, BD-RIS offers greater spatial coverage compared to

RIS. Specifically, the hybrid and multisector BD-RIS modes enhance coverage by providing narrower beamwidths and higher antenna gains for each antenna, ultimately boosting performance in complex environments.

3) *Low-complexity Network Architecture:* The hybrid and multisector variants of BD-RIS offer enhanced deployment flexibility compared to the rigid deployment of traditional RIS, facilitating comprehensive coverage across various spatial configurations. This flexibility simplifies network architecture, reducing complexity and improving space coverage.

4) *Cost-effective Network Deployment:* The adaptable configuration and deployment of BD-RIS leads to simple and cost-effective network architecture. Specifically, the fully-connected and group-connected reconfigurations offer optimized solutions for various network conditions, significantly reducing costs compared to conventional RIS.

IV. CHALLENGES AND OPPORTUNITIES

Currently, the technical research on BD-RIS is still in its infancy, with only a few studies that explore its various aspects. Table I summarizes the state-of-the-art technical contributions on the subject (and the references therein). However, several challenges must be overcome to unlock the true potential of BD-RIS.

A. Challenges

In the following, we present some of the challenges that require concerted consideration for the practical realization of BD-RIS.

- 1) *Design Complexity:* Designing a practical prototype of BD-RIS, especially in configurations such as group-connected with large groups and fully-connected, presents significant implementation challenges. Similarly, designing BD-RIS in the hybrid mode with multisector capability involves inherent difficulties due to complex design interdependencies. Table II summarizes the complexities of various architectures. Furthermore, the real-world deployment of BD-RIS faces additional hurdles, such as losses in impedance components, mismatches in antenna setups, and mutual coupling of multiple antennas.

TABLE II
CIRCUIT TOPOLOGY COMPLEXITY OF BD-RIS

Mode	Architecture				
	Single-connected	Group-connected	Fully-connected	Forest-connected	Tree-connected
Reflective	N				
Hybrid	$3/(2N)$	$(N/G + 1) N/2$	$(N + 1) N/2$	$2N - (1/G)$	$2N - 1$
Multisector	$(S + 1) N/2$				

N: Number of BD-RIS elements; G: Number of groups for reconfigurable impedance network;
S: Number of sectors for multisector BD-RIS

These factors must be carefully accounted for in design and analysis to ensure proper functioning and efficiency. Moreover, BD-RIS using PIN-based discrete values encounters problems when the beamforming matrix requires continuous values. Unlike traditional RIS, where values can be quantized, the interdependent nature of the matrix quantities in BD-RIS makes simple quantization strategies impractical. These complexities underscore the need for extensive research into various architectural designs and operational modes of BD-RIS.

2) *Realistic Channel Model*: The constraints associated with BD-RIS hardware complexity significantly impact the development of channel models for these systems. The associated hardware challenges cause the channel models to become nonlinear functions of the beamforming matrix. This nonlinearity adds complexity to the beamforming design process for BD-RIS, potentially limiting its performance gains compared to conventional RIS. The situation underscores the need for advanced research to simplify the hardware setup and manage the model complexities inherent in BD-RIS systems.

3) *Channel State Information*: Like RIS, BD-RIS requires perfect CSI for optimal beamforming and phase-shift adjustments. However, the prevalent methods used in RIS to acquire CSI—specifically the semi-passive and fully-passive methods—are either impracticable or too complex for implementation in BD-RIS, particularly given power consumption constraints. Consequently, there is a need for the development of low-complexity techniques that can acquire CSI in BD-RIS without significantly increasing power consumption.

4) *Inter-beam Interference in Multisector BD-RIS*: When employing multisector BD-RIS to generate multiple beams simultaneously from each sector, inter-beam interference becomes a critical issue. This interference can severely degrade network performance, with the severity intensifying as the number of sectors increases. Moreover, the increasing number of sectors not only enhances the network's capacity but also leads to a proportional increase in design complexity. Consequently, meticulous design and deployment schemes are essential to leverage the potential benefits of BD-RIS and effectively balance the complexity-capacity tradeoff. These schemes aim to optimize sector configurations to reduce inter-beam interference while increasing network throughput.

5) *Mobility Management*: The existing literature regarding BD-RIS introduces various optimization schemes that take no account of the mobility of users and/or base stations (BSs), partly due to the complexities involved with

mobility, which complicates system modeling. Since real-world applications increasingly involve mobile devices such as humans, unmanned aerial vehicles (UAVs), and robots, the static model becomes irrelevant. Mobility introduces dynamic channel conditions, necessitating avant-grade approaches to tackle complex beamforming design, system modeling, and optimization to effectively address the fluctuating communication environment.

6) *Computation Complexity and Sum-Rate Analysis*: The preexisting beamforming design schemes for BD-RIS often rely on oversimplified scenarios for performance analysis, resulting in misrepresentation of its practical utility. In addition to the inherent complexities, these schemes face difficulties in convergence, leading to cost-ineffective realizations of BD-RIS. Furthermore, their applicability becomes increasingly challenging when analyzing BD-RIS in scenarios involving multiple (un)coordinated BD-RIS with mobile users. This contributes to several problems that hinder the effective evaluation of BD-RIS performance, particularly in terms of sum rate as well as computational cost analysis of BD-RIS-empowered networks. Given these challenges, developing tactful approaches to designing BD-RIS architectures that exhibit an optimal tradeoff between performance and computational efficiency remains an open problem.

7) *Wideband Effects*: The frequency-dependent characteristics of BD-RIS elements presents a challenge in design modeling and beamforming. Due to impedance network circuits, the response of BD-RIS elements varies with frequency, leading to the frequency response of each element being taken into account when modeling BD-RIS for wideband applications. Contrariwise, the interconnected configurations of BD-RIS elements make element-wise modeling for wideband applications impractical.

B. Case Study

In the following, we present two case studies to depict the applicability of BD-RIS for beamforming design in 6G networks. We also elucidate how incorporating hybrid quantum-classical ML in BD-RIS could further advance its beamforming design capabilities in 6G networks.

1) *BD-RIS for 6G*: Here, we present a use case to analyze the computation cost and sum rate performance for four different algorithms to gain insights into the applicability of BD-RIS for 6G networks.

As mentioned, achieving an acceptable trade-off between computation cost and sum rate in beamforming design be-

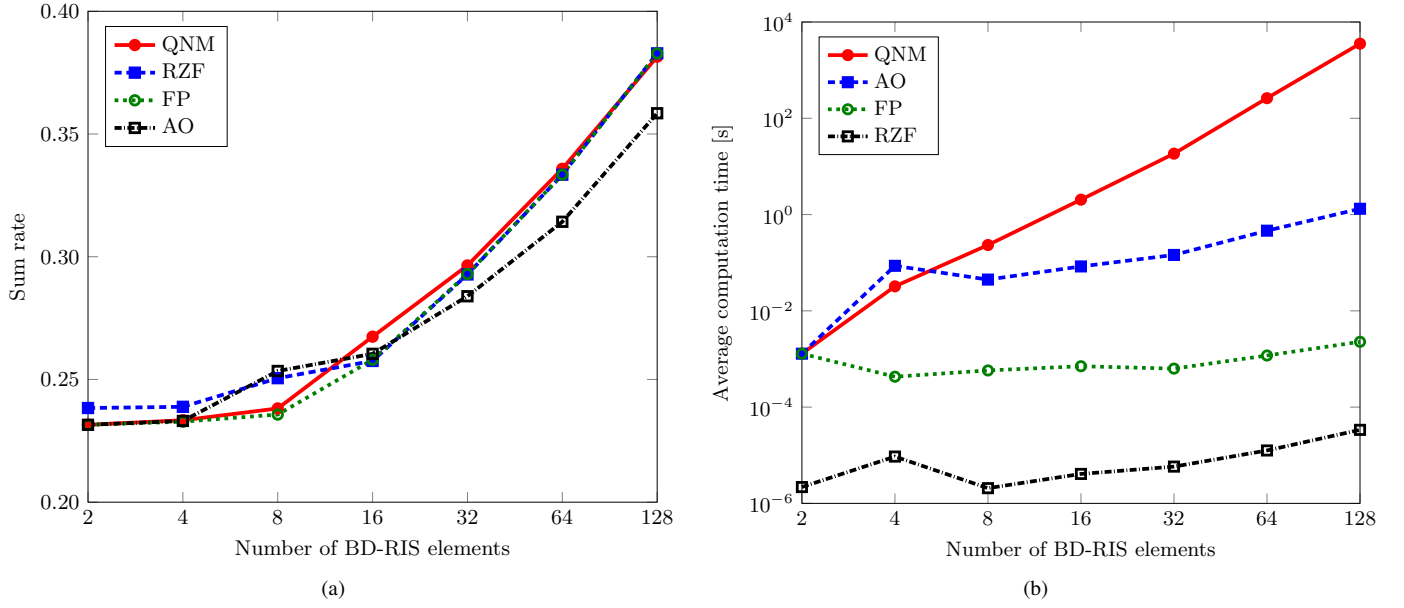


Fig. 2. Beamforming design performance. (a) The sum rate and (b) the average computation time are plotted as a function of the number of BD-RIS elements for RZF, FP, AO, and QNM.

comes critically challenging, especially when users are mobile. In this context, we perform beamforming design using four different algorithms and analyze the associated computation cost and sum rate achieved for an average user. Specifically, we analyze a fully-connected BD-RIS empowered multi-user multiple-input single-output system with user mobility. To this end, we consider a BS, a total of L users spread over a location set \mathcal{P} , and BD-RIS with a beamforming matrix Θ . The channel matrices between users and BS are denoted by \mathbf{A} , between BD-RIS and users by \mathbf{B} , and between BS and BD-RIS by \mathbf{C} , respectively. Specifically, we optimize the beamforming matrix for fully-connected BD-RIS such that $\max_{\Theta} \sum_{\ell=1}^L \sum_{p \in \mathcal{P}} \|\mathbf{A}_{\ell,p}^\dagger + \mathbf{B}_{\ell,p}^\dagger \Theta \mathbf{C}\|^2$, where the superscript \dagger denotes the conjugate transpose. We design Θ and maximize the sum rate using fractional programming (FP) [13], regularized zero forcing (RZF) [14], manifold or alternate optimization (AO) [7], and quasi Newton method (QNM) [5]. Both small-scale and large-scale fading are assumed, with a reference path loss of -30 dB at a distance of 1 meter (m). Path loss exponents are set at 3.5, 2.2, and 2.0 for the channels between users and BS, users and BD-RIS, and BS and BD-RIS, respectively. The noise power is -80 dBm. Four antennas are assumed for BS, and a transmit signal-to-noise ratio (SNR) of 18 dB is set. A random waypoint model is used for user mobility with the movement area restricted to 25×25 m². Both line-of-sight and non-line-of-sight links are available to users. The carrier frequency is 2.4 GHz and the distance between BS and BD-RIS is 100 m.

Fig. 2(a) shows that QNM, RZF, FP, and AO perform increasingly well as the number of BD-RIS elements increases. Fig. 2(b) illustrates the computation cost for QNM, FP, RZF, and AO. It can be seen that RZF is the most computation-inefficient, with its computation cost slightly increasing as the number of BD-RIS elements grows. In contrast, the computation cost of FP remains nearly flat with an increase in the

number of BD-RIS elements. FP performs better than AO and QNM but is less computation-efficient than RZF, which is the most efficient option. Additionally, it can be observed that as the number of BD-RIS elements increases, the computation cost of QNM drastically increases. Similarly, the computation cost of AO also increases, though it remains lower than that of QNM.

2) *Quantum ML for 6G BD-RIS*: Now, we present a use case to analyze the distance-based accuracy and cross-entropy loss for three different models, illustrating the advantage of employing hybrid quantum-classical ML in a BD-RIS-empowered 6G network. Specifically, we evaluate the beam prediction performance using real-world communication Scenario 8 from the DeepSense 6G dataset (RGB camera images and GPS location data). The parameterized quantum computing circuit is comprised of an amplitude embedding layer, an entangling layer, and a measurement layer. The output of the quantum model is concatenated with that of the classical ML model for optimal beam prediction. As evident from Fig. 3, fusing quantum and classical ML models—i.e., a hybrid quantum-vision transformer (Q-ViT)—can noticeably enhance beam prediction performance compared to its standalone classical counterpart. Moreover, integrating the quantum circuit with the ResNet34 model significantly outperforms the aforementioned models. Fig. 4 depicts the confusion matrices corresponding to the assessed ML models and the distribution of optimal beam indices corresponding to the maximum normalized power and density estimates for Scenario 8 from the DeepSense 6G dataset.

C. Applications and Opportunities

Following the numerical examples, it is evident that a beamforming design algorithm with a striking balance between performance and complexity is crucial for BD-RIS within

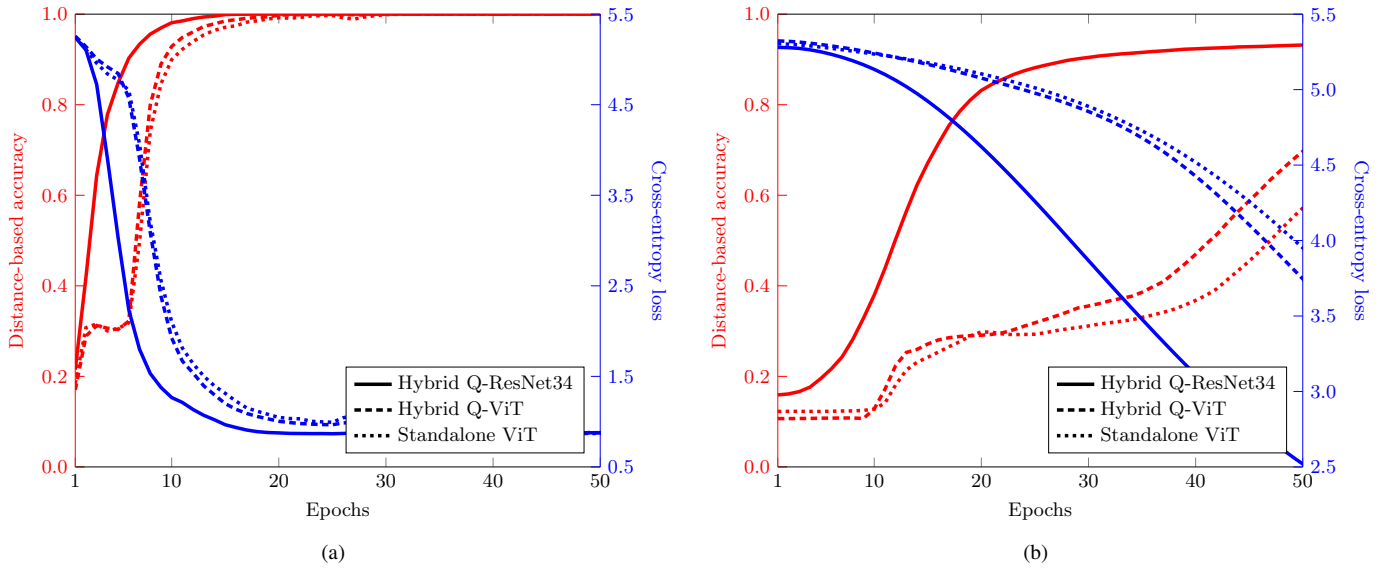


Fig. 3. Beam prediction performance: (a) The training and (b) validation results of distance-based accuracy and cross-entropy loss are plotted as a function of epochs for hybrid quantum-classical ML models—i.e., quantum-ResNet (Q-ResNet34) and quantum-vision transformer (Q-ViT)—and a standalone classical ML model—i.e., vision transformer (ViT).

6G networks. Such algorithms not only enhance network efficiency but also pave the way to many novel applications and use cases for 6G technologies. Subsequently, we identify several applications and opportunities to augment the scope of BD-RIS in 6G networks.

1) *ISCC*: Integrated sensing communication and computation (ISCC) is an emerging technology that aims to combine these three elements into a single system, positioned as a key enabler for next-generation networks. It allows wireless signals to be used as sensors, such as for detecting obstacles. BD-RIS enhances this integration by not only improving communication performance but also increasing the sensing accuracy of radars, particularly for detecting objects in areas without line-of-sight. Therefore, BD-RIS can potentially empower such integrated systems within a network architecture that is both cost-effective and simplified compared to conventional RIS.

2) *ML-based Optimization*: Prevailing research mostly considers static grouping strategies for BD-RIS elements, leading to sub-optimal performance in real-world scenarios. To address this shortcoming, real-time data-driven grouping strategies should be employed, incorporating dynamic factors such as CSI and application-specific requirements. Alternatively, grouping strategies can be tailored for applications like the Internet of Things (IoT), massive machine type communication (mMTC), and the Internet of Drones (IoD) by leveraging quantum, classical, or hybrid ML-based optimization approaches to enhance grouping efficiency [15]. In particular, long short term memory (LSTM) networks can be highly effective in optimizing the grouping of elements in BD-RIS configurations, thereby improving the formation of the beamforming matrix and overall system performance.

3) *Network Mobility*: Incorporating user and base station (BS) mobility brings both challenges and opportunities in BD-RIS-based networks. An intriguing application in this direction is integrating UAVs with BD-RIS, enabling them to serve as

both mobile BSs and relays. UAVs are increasingly recognized as an effective technology for use as mobile BSs. By equipping UAVs with BD-RIS capabilities, numerous novel use cases could be formulated, especially in the context of non-terrestrial networks (NTNs). Such integration fosters communication flexibility and coverage in response to dynamic environmental fluctuations in remote areas, thus broadening the operational scope of BD-RIS limited by mobility constraints.

4) *THz and mmWave*: Owing to the multidimensional coverage capabilities, BD-RIS is potentially effective at both mmWave and THz frequencies, where the high-directivity gain is required to mitigate path loss and enlarge the coverage area. The research gap concerning this open problem presents a significant opportunity to investigate beamforming design optimization for mmWave and THz channels, develop efficient CSI acquisition and feedback mechanisms with corresponding overhead analysis, and explore BD-RIS hardware limitations while operating at these frequencies.

5) *BD-RIS for NTNs*: The integration of terrestrial networks (TNs) and NTNs has recently attracted much interest from the research community, leading to many proposed use cases leveraging RIS-enabled NTNs. However, the exploration of BD-RIS, particularly with multisector and hybrid modes, remains largely unexplored. In this context, a promising research direction is to explore channel modeling for BD-RIS enabled TN and NTN integration.

6) *Spectrum Sharing*: Hybrid-mode BD-RIS can potentially revolutionize the spectrum-sharing paradigm by enabling numerous use cases and applications. Some possible applications include vehicular-to-everything networks, IoT, TN-NTN integration, and mMTC. In particular, the group-connected and multisector BD-RIS operating in hybrid mode can effectively promote spectrum sharing between incumbent and secondary users, thereby mitigating interference effects. In other words, BD-RIS has the potential to further advance spectrum-sharing

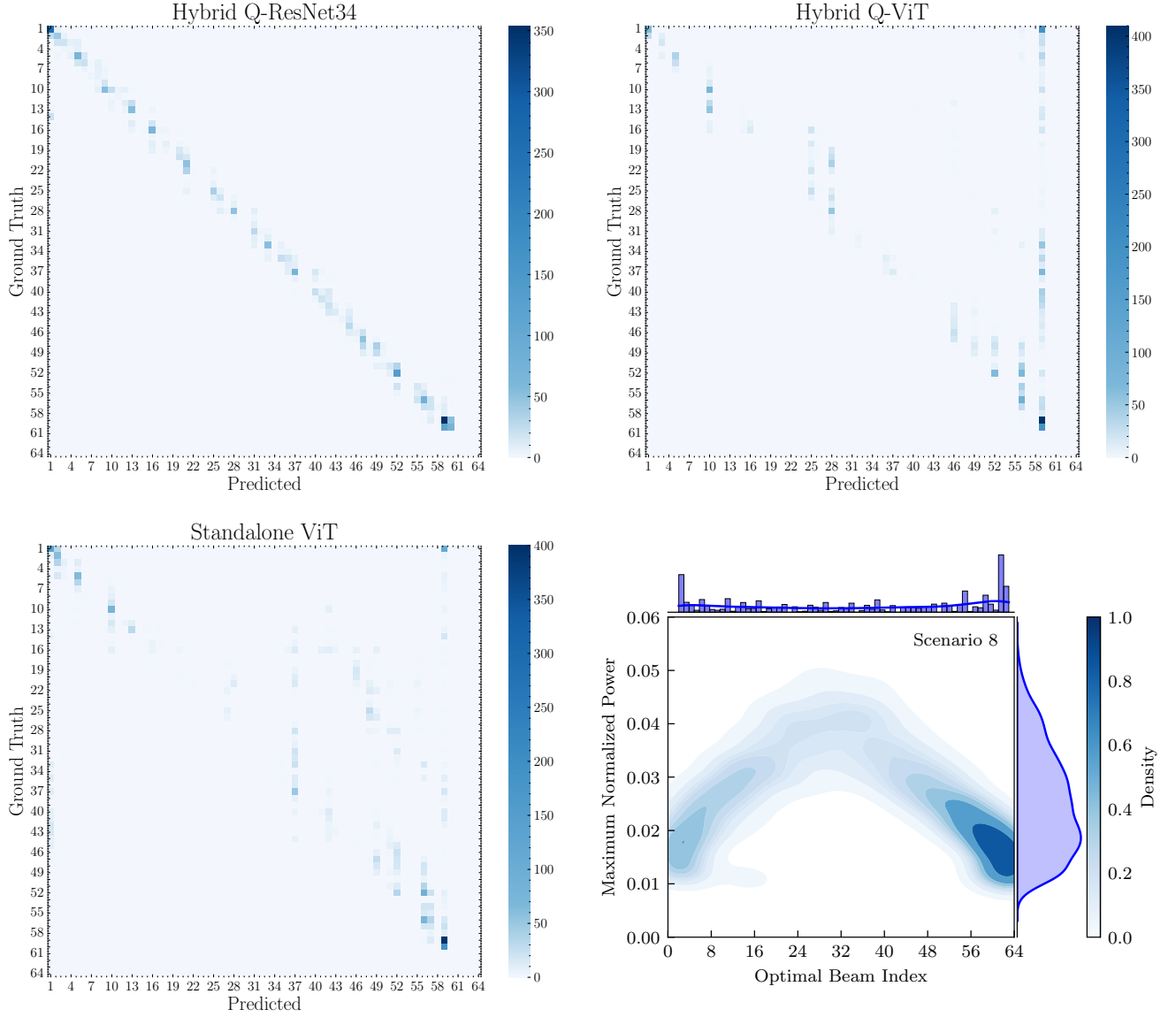


Fig. 4. Confusion matrices for hybrid Q-ResNet34, hybrid Q-ViT, and standalone ViT. For Scenario 8 from the DeepSense 6G dataset, the frequency of each beam index and the variations in the distribution of the maximum normalized power are also demonstrated to identify any data bias that may lead to the deteriorated performance of these ML models.

capabilities by building upon the foundations laid by RIS in optimizing spectrum utilization.

7) *Performance Metrics:* The evaluation metrics to assess the relative performance of BD-RIS are largely focused on sum rate, SINR, and complexity. It is worthwhile to investigate BD-RIS-enabled networks using additional metrics, including power minimization, fairness, energy and spectral efficiency, reliability, security, and network coverage. In this context, 3GPP Release-16 provides a comprehensive list of such performance evaluators.

8) *Multi-connectivity and Multi-beam Support:* BD-RIS can potentially revolutionize multi-connectivity and multi-beam support by leveraging its enhanced control over the electromagnetic properties of signals, thereby directing multiple beams to simultaneously serve multiple users. This is

particularly important in cases where various data streams need to be directed to users across various locations. In this way, BD-RIS can play a crucial role in achieving the ultra-reliable and low-latency communication requirements of 6G networks.

9) *Wireless Power Transfer:* BD-RIS can act as a relay to transfer wireless power from grids to users, serving more users distributed in multiple directions than a traditional RIS within the same resources. By virtue of its multi-dimensional coverage, BD-RIS can also assist wireless links in detouring barriers.

V. CONCLUSION

The emergence of BD-RIS marks a significant advancement in RIS technology. Despite its innovative potential, BD-RIS remains relatively unexplored across various dimensions. To

address this, we review the state-of-the-art BD-RIS functionalities, identify core challenges, highlight key advantages, and exemplify the complexity-performance tradeoff and quantum/classical ML-based performance enhancement through relevant case studies. Additionally, this article also facilitates BD-RIS applicability in 6G networks by presenting novel applications and pointing out further research opportunities, thereby catalyzing its integration into next-generation wireless networks.

REFERENCES

- [1] W. Sun, S. Sun, T. Shi, X. Su, and R. Liu, "A new model of beyond diagonal reconfigurable intelligent surfaces (BD-RIS) for the corresponding quantization and optimization," *IEEE Trans. Wireless Commun.*, 2024, early access.
- [2] M. Nerini, S. Shen, H. Li, and B. Clerckx, "Beyond diagonal reconfigurable intelligent surfaces utilizing graph theory: Modeling, architecture design, and optimization," *IEEE Trans. Wireless Commun.*, 2024, early access.
- [3] I. Santamaria, M. Soleymani, E. Jorswieck, and J. Gutierrez, "MIMO capacity maximization with beyond-diagonal RIS," *arXiv:2606.02170*, 2024.
- [4] H. Li, S. Shen, M. Nerini, and B. Clerckx, "Reconfigurable intelligent surfaces 2.0: Beyond diagonal phase shift matrices," *IEEE Commun. Mag.*, vol. 62, no. 3, pp. 102–108, Mar. 2024.
- [5] T. Fang and Y. Mao, "A low-complexity beamforming design for beyond-diagonal RIS aided multi-user networks," *IEEE Commun. Lett.*, vol. 28, no. 1, pp. 203–207, Jan. 2024.
- [6] Ö. T. Demir and E. Björnson, "Wideband channel capacity maximization with beyond diagonal RIS reflection matrices," *arXiv:2404.00982*, 2024.
- [7] H. Li, S. Shen, and B. Clerckx, "Beyond diagonal reconfigurable intelligent surfaces: From transmitting and reflecting modes to single-, group-, and fully-connected architectures," *IEEE Trans. Wireless Commun.*, vol. 22, no. 4, pp. 2311–2324, Apr. 2023.
- [8] M. Nerini, S. Shen, and B. Clerckx, "Closed-form global optimization of beyond diagonal reconfigurable intelligent surfaces," *IEEE Trans. Wireless Commun.*, vol. 23, no. 2, pp. 1037–1051, Feb. 2024.
- [9] T. D. Hua, M. Mohammadi, H. Q. Ngo, and M. Matthaiou, "Cell-free massive MIMO SWIPT with beyond diagonal reconfigurable intelligent surfaces," *arXiv:2402.00646*, 2024.
- [10] T. Esmailbeig, K. V. Mishra, and M. Soltanalian, "Beyond diagonal RIS: Key to next-generation integrated sensing and communications?" *arXiv:2402.14157*, 2024.
- [11] K. Chen and Y. Mao, "Transmitter side beyond-diagonal RIS for mmWave integrated sensing and communications," *arXiv:2404.12604*, 2024.
- [12] Q. Li, M. El-Hajjar, I. Hemadeh, A. Shojaeifard, and L. Hanzo, "Coordinated reconfigurable intelligent surfaces: Non-diagonal group-connected design," *IEEE Trans. Veh. Technol.*, 2024, early access.
- [13] K. Shen and W. Yu, "Fractional programming for communication systems—part I: Power control and beamforming," *IEEE Trans. Signal Process.*, vol. 66, no. 10, pp. 2616–2630, May 2018.
- [14] H. Yu, H. D. Tuan, E. Dutkiewicz, H. V. Poor, and L. Hanzo, "Regularized zero-forcing aided hybrid beamforming for millimeter-Wave multiuser MIMO systems," *IEEE Trans. Wireless Commun.*, vol. 22, no. 5, pp. 3280–3295, May 2023.
- [15] F. Zaman, A. Farooq, M. A. Ullah, H. Jung, H. Shin, and M. Z. Win, "Quantum machine intelligence for 6G URLLC," *IEEE Wireless Commun.*, vol. 30, no. 2, pp. 22–30, Apr. 2023.