

# LLteacher: A Tool for the Integration of Generative AI into Statistics Assignments

Emanuela Furfaro\*

Department of Statistics, University of Washington

and

Simone Mosciatti

## Abstract

As generative AI becomes increasingly embedded in everyday life, the thoughtful and intentional integration of AI-based tools into statistics education has become essential. We address this need with a focus on homework assignments and we propose the use of LLMs as a companion to complete homework by developing an open-source tool named LLteacher. This LLM-based tool preserves learning processes and it guides students to engage with AI in ways that support their learning, while ensuring alignment with course content and equitable access. We illustrate LLteacher’s design and functionality with examples from an undergraduate Statistical Computing course in R, showing how it supports two distinct pedagogical goals: recalling prior knowledge and discovering new concepts. While this is an initial version, LLteacher demonstrates one possible pathway for integrating generative AI into statistics courses, with strong potential for adaptation to other types of classes and assignments.

*Keywords:* technology innovations, educational techniques, statistics education, large language models, homework

---

\*Corresponding author. Email address: efurfaro@uw.edu

# 1 Introduction

The advent of large language models (LLMs) has fundamentally transformed the landscape of student homework completion, creating both unprecedented opportunities and significant challenges for educators. Before the emergence of tools like ChatGPT, students had to engage in a learning process which included recalling information, re-elaborating concepts, and applying knowledge. The widespread availability of LLMs has disrupted this process. In fact, students can now bypass the entire learning process by simply asking ChatGPT to provide direct solutions to their assignments. This represents a qualitatively different challenge from traditional academic misconduct: it is easily accessible, socially more acceptable, and significantly harder to detect through conventional means. Most critically, students using LLMs in this manner miss the essential cognitive processes of recalling, re-elaborating, and applying information that are central to learning.

Some schools have approached this issue by banning the use of LLMs ([Walter 2024](#)). However, this solution is challenging to enforce. In addition, the LLM technology will most likely be integrated into all aspects of people’s lives, making it valuable to teach students its proper usage and to leverage it for educational purposes ([Walter 2024](#)).

Since students will likely work in environments where they are expected to use AI-based tools, many researchers in statistics, as well as in education more broadly, have advocated that educators consider approaches that encourage students to engage with generative AI in ways that directly promote learning ([Ellis & Slade 2023](#)). The thoughtful and intentional integration of generative AI tools into teaching has therefore become essential, not merely as a response to preserve the learning objectives that homework assignments are designed to achieve, but also as an enhancement to existing pedagogical approaches.

This integration, however, does not come without challenges. Firstly, in the absence of care-

ful guidance, students rely on their prior knowledge or educational background to interpret AI output, which can lead to disparities in learning outcomes and reinforce inequities among students with different levels of preparation (Wang et al. 2025, Baek et al. 2024). In addition, many have highlighted the importance to ensure that AI-generated responses align with the course content and expectations (Hariyanti et al. 2025). Each class is designed with specific learning objectives and a defined scope within a broader curriculum, which we must remain attentive to.

This work contributes to the research on the integration of LLM-based tools in statistics classes by providing a concrete example for homework assignments, the LLteacher. LLteacher is a tool we developed where students use generative-AI in a controlled environment for completing homework assignments. LLteacher addresses the challenges outlined above and it is designed to restore the essential learning processes that direct LLM usage bypasses, ensuring that students engage in recall, re-elaboration, and application of knowledge through guided interaction with AI. The remainder of this paper is organized as follows: in Section 2 we provide the background which brought to the creation of LLteacher; in Section 3 we present its features and the pedagogical approaches it allows; Section 4 contains a case study where we show examples of its usage in a Statistical Computing class; and Section 5 closes the paper with a discussion on future developments.

## 2 Background

A growing body of literature has been exploring the potentials of generative AI on the teaching and learning of Statistics. Several studies agree that students like the interactive aspect of AI and the intuitive and effective answers provided (Hariyanti et al. 2025). However, the literature has provided conflicting results regarding its educational effectiveness in STEM education.

A recent review on the use of AI to enhance statistical literacy ([Hariyanti et al. 2025](#)) highlights how generative language models, such as ChatGPT, can support conceptual understanding and positively influences engagement. From the instructor’s perspective, [Ellis & Slade \(2023\)](#) emphasize ChatGPT’s promise as an educational tool and explore its applications in statistics and data science education. They provide examples of how instructors can use ChatGPT to develop course materials, for instance, to generate lecture summaries, create practice quizzes or exam questions, and test the clarity of assignments. [Pan & Gu \(2023\)](#) also provided concrete examples of how ChatGPT can be used to clarify concepts, such as p-values and confidence intervals, facilitate data analytics by providing step-by-step guidance, and provide explanations for analytical outputs. From the student perspective, [Wahba et al. \(2024\)](#) conducted a quasi-experimental study to examine the impact of ChatGPT-based learning on statistical reasoning and students’ attitudes toward statistics. In their study, undergraduates in the control group were taught statistics and probability using traditional methods, relying on physical course materials (e.g., textbooks or handouts) and online resources (e.g., websites or databases). Meanwhile, students in the experimental group learned the same material using ChatGPT. The findings demonstrated the effectiveness of ChatGPT in enhancing statistical reasoning and fostering more positive attitudes toward learning statistics. In addition to enhancing learning, generative AI tools have the potential to greatly enhance the productivity and accuracy of data science workflows, suggesting they will become an increasingly important tool in data science ([Hassani & Silva 2023](#)).

However, other studies in STEM education, paint a much more complex picture. In the context of high school mathematics, [Bastani et al. \(2024\)](#) found that, while access to GPT-4 initially led to improved performance, students who later lost access performed worse than peers who never had access. This suggests that reliance on generative AI can under-

mine long-term learning outcomes. Similarly, in an introductory physics course, students expressed high levels of trust in ChatGPT’s responses, even when the generated answers were incorrect, raising concerns about overreliance on AI tools (Ding et al. 2023). Wang et al. (2025), studying STEM undergraduates, found that students’ primary motivation for using ChatGPT was to save time. Over half reported inputting problems to receive direct solutions, with limited engagement in active problem solving, a pattern that may inhibit deeper learning. At the same time, Wang et al. also noted variation in how students engaged with ChatGPT. While many used it passively, others treated it as a tutor, leveraging its capabilities to support their own reasoning. These differences in usage highlight an emerging digital divide that may reinforce existing inequities in educational access and outcomes. Baek et al. (2024) found that STEM majors were more likely than non-STEM majors to use ChatGPT frequently for both academic and general purposes. They also reported gender disparities in usage, with male students more likely to engage regularly with the tool than students from other gender groups. Moreover, they also found that students from higher-income backgrounds tend to express less negative sentiment toward ChatGPT, likely due to greater access to technology and digital familiarity.

This raises the need, also highlighted by previous studies (see among others Wang et al. (2025), Hariyanti et al. (2025), Bien & Mukherjee (2025)), of integrating generative AI tools as integral parts of our statistics curricula. This approach has already been tried with successful results. For instance, Bien & Mukherjee (2025), in an introductory statistics class, taught students how to write English prompts to the AI tool GitHub Copilot that could be turned into R code and executed. This experiment proved to be successful, although only recommended in specific cases.

Drawing on these considerations, in this paper we expand on the need of including AI based tools in statistics courses by presenting a tool that (1) teaches students how to effectively

interact with the tool in a way that supports their learning, (2) allows students to receive answers which align with the course content and scope, (3) helps reduce disparities between students' access, use and benefits from AI tools.

## 3 Introducing LLteacher

### 3.1 Technical description

sLLteacher is designed as a web application, comprising two main components: an instructor view and a student view. The instructor view provides functionalities for educators to create and manage homework assignments. This includes the ability to define new homework exercises by providing both the problem statement and its corresponding solution. The student view enables students to complete their assignments through interaction with a guided LLM. Students are encouraged to engage in a conversational exchange with the LLM, working collaboratively until they arrive at a conclusion for their assignment.

The typical workflow for using LLteacher is as follows:

1. The instructor creates a new homework assignment within the instructor view.
2. Students complete the homework by interacting with the guided LLM in the student view.
3. The teacher grades the homework by reviewing the complete conversation history between the student and the LLM.

A critical feature of the LLteacher system is its comprehensive logging of all student-LLM interactions. The complete conversation history provides instructors with full transparency into the student's learning process. This built-in monitoring system creates accountability while supporting genuine learning, as instructors can easily identify students who may be

attempting to circumvent the guided learning process or use external resources inappropriately. The transparency of the chat history also allows instructors to provide more targeted feedback and identify areas where students may need additional support.

LLM is instructed to never directly provide the solution to the student. Instead, its role is to offer supportive guidance and facilitate the student’s problem-solving process, thereby fostering a more constructive and independent learning experience. This is achieved through a carefully designed prompting strategy built-in the LLteacher. The LLteacher has access to the instructor’s solution, but is explicitly instructed to use this information only to understand the learning objectives.

From a technical perspective, LLteacher is built on OpenAI’s GPT-5 model. LLteacher is a web application implemented in Python using Django, a high-level open-source web framework for developing websites (Forcier et al. 2008). Django is one of the most popular web frameworks. It allows an organized structure for developing websites, handling common tasks like database management, user authentication, and URL routing. In the current implementation, SQLite3 is used for data storage and we use the OpenAI API for LLM interactions. The application is hosted on a public cloud platform to ensure accessibility and scalability. The code is fully open-source and accessible on Github at the following link: <https://github.com/RedBeardLab/llteacher>. The repository contains a step-by-step explanation of how to use the code, ensuring full reproducibility. Note that the code allows to modify the chosen LLM and instructors can, if the current version of GPT-5 does not serve their purpose, choose a different LLM, including switching to, for instance, Gemini.

### **3.2 Pedagogical approaches**

Instructors can design homework assignments that leverage the LLteacher to achieve two distinct pedagogical approaches, each addressing different learning objectives and stages of

student development.

### **3.2.1 Recall of prior learning**

In the recalling approach, instructors design assignments where students apply concepts and techniques they have already been taught in class ([Karpicke & Grimaldi 2012](#)). The instructor creates problems and provides the LLM with instructions that emphasize strengthening and consolidating existing knowledge through guided practice and application.

When instructors design assignments using this approach, they provide the LLM with context indicating that students should already possess the foundational knowledge necessary to solve the problem. The teacher adopts a supportive coaching approach, offering assistance with organizing thoughts, identifying relevant concepts, or working through computational steps.

For example, in a statistical computing assignment involving hypothesis testing, the instructor would provide the LLM with instructions to guide students by asking questions such as “What assumptions do we need to check before performing this test?” or “Which R function would be most appropriate for calculating this test statistic?”

This approach is particularly effective for homework assignments that follow closely after new material has been introduced in lectures, allowing students to practice and internalize concepts in a supportive environment.

### **3.2.2 Discovery Approach**

The discovery approach represents a more innovative way for instructors to design homework assignments, where they structure problems to guide students toward independently discovering new concepts or techniques that have not yet been formally introduced in class ([Alfieri et al. 2011](#)). This approach is typically difficult to adopt in traditional take-home



assignments. Instructors using this approach provide the LLM with instructions that embody constructivist learning principles, where knowledge is built through active exploration and guided inquiry rather than direct instruction.

The instructor’s design requires the LLM to provide sufficient guidance to prevent frustration while maintaining enough ambiguity to preserve the discovery process. Instructors structure the LLM’s instructions to achieve this balance through several techniques. The prompts guide the LLM to pose carefully sequenced questions that build upon each other, leading students through a logical progression of ideas. The instructor designs the LLM’s responses to provide contextual hints that illuminate patterns without explicitly stating conclusions. When students make incorrect assumptions, the instructor’s prompts ensure the LLM gently redirects their thinking through counterexamples or alternative perspectives rather than simply correcting them.

For instance, when an instructor wants to introduce the concept of confidence intervals through discovery, they would design the assignment and provide LLM instructions to begin by having students repeatedly sample from a known population and calculate sample means. The instructor’s prompts guide the LLM to ask questions about the variability of these means and their relationship to the population parameter, helping students gradually construct their own understanding of sampling distributions and interval estimation.

The discovery approach represents a novel way for instructors to design homework assignments in statistics education. Traditional homework typically reinforces material already covered in class. By leveraging LLMs instructors can design discovery-based assignments that serve as a bridge between topics, allowing students to develop intuition about new concepts before formal presentation.

### 3.2.3 Underlying both approaches: error-driven learning

One of the most effective ways to learn is by making mistakes and improving on them. However, in class, this is often perceived as a failure from the student’s perspective (Tulis et al. 2016). In fact, making a errors leads to lower grades, with students who make a lot of errors being penalized by receiving a lower grade and rarely learning from their mistakes.

LLteacher provides feedback on the student ideas and trials and helps put the student back on track. Students who make an error are not penalized, but rather they are given more information which achieves the goal of actively learning the correct answer and understanding why their solution does not work, also benefiting disadvantaged students.

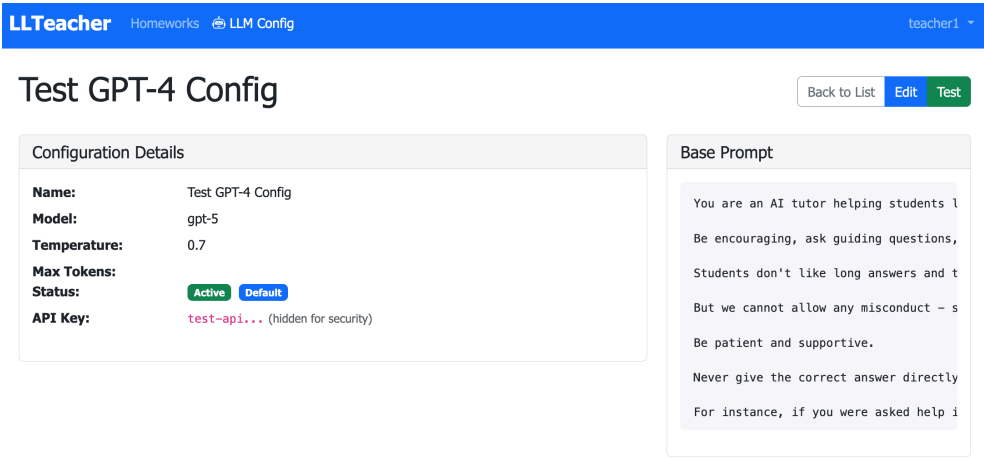
For instance, assume that a student is given the task to compute a 95% confidence interval on a proportion when  $n = 20$ . They learned to use bootstrap, but the student instead uses the z approximation. The tool will prompt them to something similar to: “You are using an approximation which is, under certain assumptions, acceptable, but check well. Do the assumptions here hold?”. The students will then get a chance to ask questions and a second chance to try again.

In the next section, we will provide a case study where we show the usage of LLteacher from both student’s and instructor’s view.

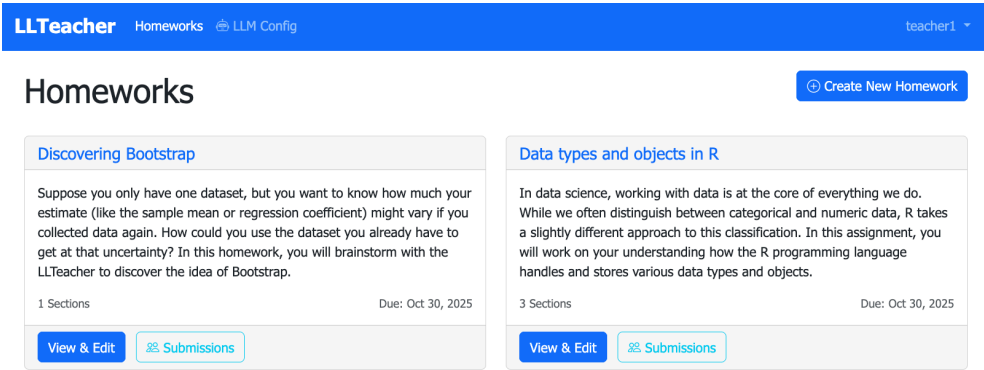
## 4 Case Study

When instructors login, they have the option of working on assignments or modify the configuration of LLteacher to choose a different LLM or a different prompt. Figure 1 displays these two options: panel (a) shows what the instructor can see if they choose the Config tab, whereas panel (b) displays what instructors see once they select to work the Assignments tab. The Configuration page provides instructors with the ability to view and

modify the model in use and modify the base prompt that drives the LLteacher’s behavior. This flexibility is particularly valuable for instructors who may want to tailor the tool to suit different teaching environments, including those outside of statistical computing. By adjusting the base prompt, instructors can scale the system for diverse classroom settings, ensuring the LLteacher is adaptable to varying educational needs.



(a)



(b)

Figure 1: LLTeacher: Configuration page (panel a) and homework page on instructor side (panel b)

Once they click on an existing homework assignments (from the view in panel (b)), instructors can edit it, delete it or view students submissions. Figure 2 shows how instructors can see the status of all student assignments. This feature allows instructors to track

progress and review the interactions between students and the LLM. One of LLteacher’s key strengths is that it allows instructors to access student-LLM interactions, creating an opportunity to provide feedback on the quality of engagement. This aligns with the pedagogical goal of teaching students how to effectively and responsibly interact with AI.

## Data types and objects in R - Submissions

Due: September 30, 2025 | 3 sections

[← Back to Homework](#)

3  
Total Students

3  
Participating

0  
Not Started

4  
Submissions

All Students

No Interaction Only

Active Only

Carol Brown (student3)  
student3@test.com

Active 3 conv. | 2 submitted

Sections Started:  
**3 / 3**

Last Activity:  
**Sep 18, 2025 18:56**

Section Progress (ordered by section number):

Conversations (1):

Conversation 1 Submitted

Created: Sep 18, 2025 18:54 | Updated: Sep 18, 2025 18:54 | 5 messages | Submitted: Sep 18, 2025 18:56

View

Section 2: Question 2 In Progress

Latest: Sep 18, 2025 18:56

Conversations (1):

Conversation 1

Created: Sep 18, 2025 18:56 | Updated: Sep 18, 2025 18:56 | 3 messages

View

Section 3: Question 3 1 Submitted

Latest: Sep 18, 2025 18:56

Conversations (1):

Conversation 1 Submitted

Created: Sep 18, 2025 18:56 | Updated: Sep 18, 2025 18:56 | 3 messages | Submitted: Sep 18, 2025 18:57

View

Bob Wilson (student2)  
student2@test.com

Active 3 conv. | 2 submitted

Sections Started:  
**3 / 3**

Section Progress (ordered by section number):

Figure 2: Example of the instructor’s view of submitted and in-progress assignments.

Last, Figure 3 shows the students view which students can see once they log onto their profile.

In the next two subsections, we will focus on two examples: “Data Types” and “Discovering Bootstrap” taken from a Statistical Computing class designed for undergraduate students

## Homeworks

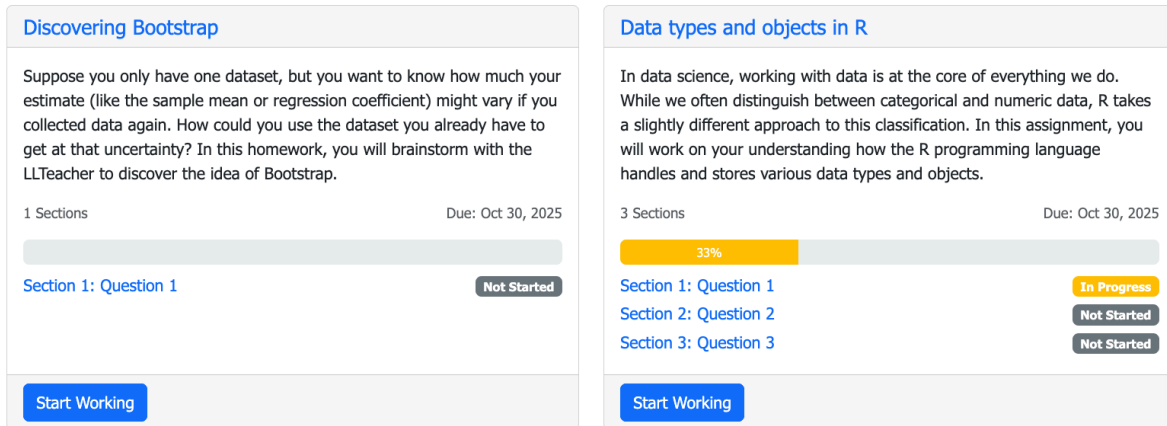


Figure 3: Example of the student's view.

who have some prior knowledge of statistics and R programming. These examples illustrate the potential of LLteacher by showcasing two different approaches: recall in the first case and discovery in the second. Throughout these examples, we will see how the error-driven approach remains a consistent underlying element.

### 4.1 Example 1: re-calling data types

In this exercise students are asked to recall differences between data types in R. As showed in Figure 4, the instructor includes the instructions along with a solution.

Once the homework assignment is created, the student can access it through their side of the application and interact with the LLM. Figure 5 shows an example interaction. The student is prompted to provide an answer and LLTeacher builds on those answers by adding details and rephrasing what the student writes in a more suitable way. We expect that by engaging in this conversation, the student will acquire the terminology better and will learn to use the AI for polishing their answers rather than as a substitute. Finally, panel

**LLTeacher**
Homeworks
LLM Config
teacher1

# Data types and objects in R

Created by: John Doe | September 18, 2025

Due: September 30, 2025

Edit
View Submissions

Description

In data science, working with data is at the core of everything we do. While we often distinguish between categorical and numeric data, R takes a slightly different approach to this classification. In this assignment, you will work on your understanding how the R programming language handles and stores various data types and objects.

Sections

Section 1: Question 1

What is the difference between a character vector and a factor? Which of the two is preferable for storing categorical data and why?

Solution

In R, both character vectors and factors can be used to store categorical data. However, a character vector simply stores text strings without any predefined set of categories, whereas a factor stores categorical data as integers, with each integer linked to a specific level (label). Thus factors have several advantages: (1) factors are more memory-efficient; (2) factors allow a predefined set of categories and return an NA when an invalid category is entered, preventing issues like typos; (3) many R functions, such as `plot()` and `lm()`, recognize factors as categorical variables which is very convenient. For example, they will order the data according to the factor levels or create dummy variables for statistical modeling.

Section 2: Question 2

Section 3: Question 3

Back to List
Delete

Figure 4: Example of the instructor’s side LLTeacher for the assignment “Data types”.

(c) illustrates an example of error-driven learning, where students are given an explanation of why their answer is incorrect and then offered another chance to try. This approach aims to achieve the two-fold goal of helping students understand their own answer and why it is incorrect, as well as guiding them to the correct answer and understanding why it is correct.

## 4.2 Example 2: Discovering Bootstrap

In this example, students are prompted to brainstorm on the idea behind bootstrap, which is something that has not been introduced in class yet. Figure 6 shows the instructor’s

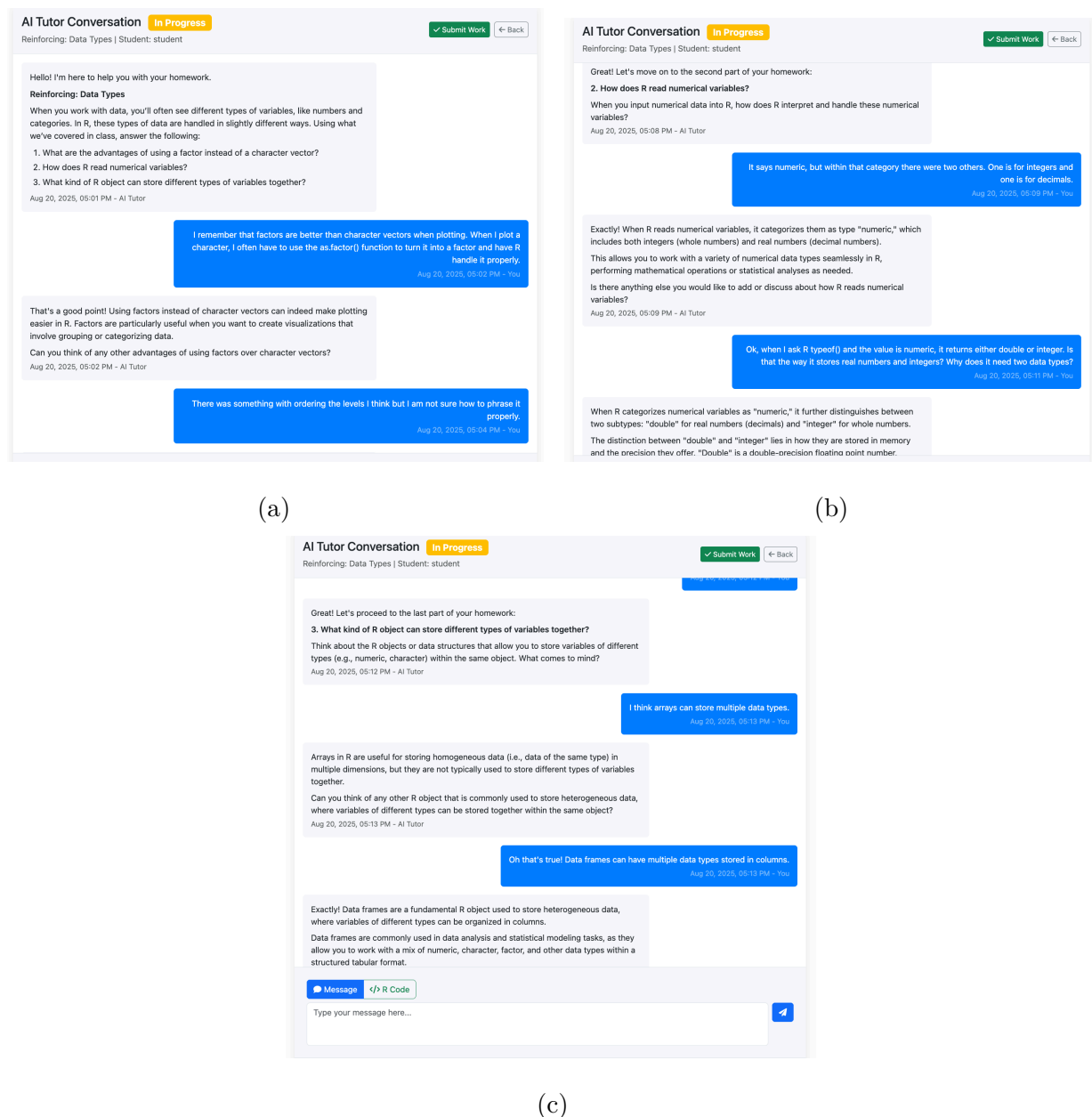


Figure 5: Three extracts from a simulated conversation between a student and LLTeacher.

view at the homework construction stage. In this case, the solution contains instructions on how LLteacher should guide the student through the assignment. The solution can also include references to the textbooks used in the class. This is a major difference from other freely available AI-based tools, which draw information from multiple online sources that may or may not align with the course.

LLTeacher
Homeworks
LLM Config
teacher1

# Discovering Bootstrap

Created by: John Doe | September 22, 2025

Due: September 30, 2025

Edit
View Submissions

## Description

Suppose you only have one dataset, but you want to know how much your estimate (like the sample mean or regression coefficient) might vary if you collected data again. How could you use the dataset you already have to get at that uncertainty? In this homework, you will brainstorm with the LLTeacher to discover the idea of Bootstrap.

## Sections

Section 1: Question 1

You will start with the following example: Imagine we measured the average height of 10 students in this class. We know our estimate depends on which 10 students we happened to pick. Here is the set of data (in cm): 171, 165, 182, 159, 176, 168, 154, 191, 163, 170 Without going out and measuring more people, how could we get a sense of how much the average height might change if we repeated the sampling?

### Solution

You have to guide students towards the understanding of the idea of bootstrap. Start by asking students to use R to randomly pick 10 numbers with replacement. Ask them to compute the mean. Then get another sample and compute the mean again. Do this procedure five times. Ask them how much the means vary and get them to think about these numbers as mimicking the empirical distribution of the sample mean. How can they use it to create a confidence interval? More in general, after you have had students simulate this process, you help them give a more broader definition. Have them come up with something as follows: The bootstrap is a statistical method used to estimate the distribution of a sample statistic (like a sample mean, sample variance, or a regression parameter) when you cannot make normality assumptions. It is based on the following key ideas:

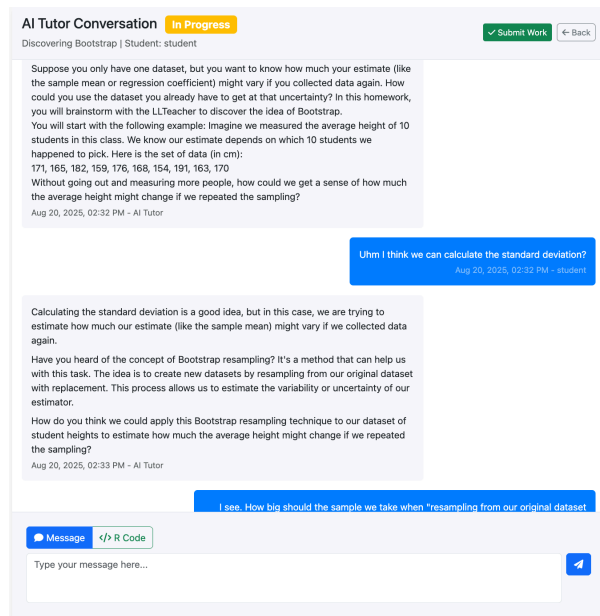
- Resampling with Replacement to create Bootstrap Samples: starting from an observed dataset, you create many new datasets by repeatedly sampling with replacement.
- Estimating the Statistic of interest: For each bootstrap sample, you calculate the statistic of interest (e.g., sample mean, median, regression parameter, etc)
- This is the empirical sampling distribution of the sample statistic, which you can use, for instance, to compute confidence intervals. Before letting the student leave the chat, remind the student that they can read more on the reference textbooks for the class: page 213 of "Statistical Computing with R" by Maria L. Rizzo page 209 of "An introduction to Statistical Learning with R" by Gareth James, Daniela Witten, Trevor Hastie, Robert Tibshirani

Back to List
Delete

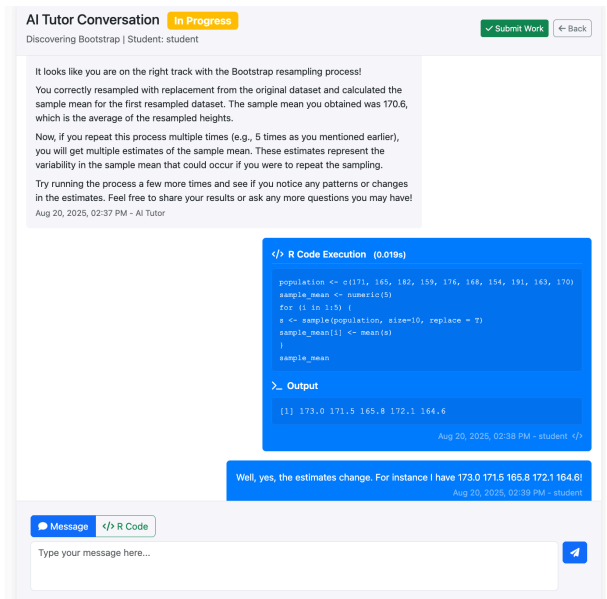
Figure 6: Example of the instructor’s side LLTeacher in the assignment “Bootstrap Discovery”.

Figure 7 exemplifies an interaction between a student and LLteacher. This case is different from the previous one in that it does not have specific instructions for the student who in turn has to rely a lot on the conversation with the LLteacher. The solution that the instructor writes should thus be more detailed than the one in the previous example. Figure 7 shows that one can also add R code to their answer.





(a)



(b)

Figure 7: Two extracts from a simulated conversation between a student and LLTeacher for the homework “Discovering Bootstrap”.

## 5 Discussion

In this paper we presented the first version of LLteacher, a tool we developed to complete homework assignments in statistics classes. This represents a concrete example of how LLM based tools can be integrated in education, and we show its usage in an undergraduate statistical computing course. LLteacher allows instructors to provide a problem with solutions while enabling students to interact with an LLM through a sequence of interactions that guide them to the instructor-provided solution. Unlike commonly used LLMs, such as ChatGPT, the instructor has control over the answers provided by the LLM and can view students’ full interactions with the tool. By using LLteacher, students receive answers aligned with the course content and scope, learn how to effectively interact with an LLM in a way that supports their learning, and benefit from a more equitable experience, since all students can access the same tool in the same way. The code is fully available

online making the project fully replicable by other instructors who are interested in testing this tool in their classes or who are interested in modifying it to better serve their purposes.

Our immediate next step is to test this tool with undergraduate students in a Statistical Computing class. Based on the first tests run by the authors, we expect several upgrades to be needed. Once we test it in class, we also plan on collecting students' experience and feedback and, if needed, adjust the tool to meet the expected learning outcomes. The introduction of this tool, as of other tools similar to these, in class will require instructors to create ad-hoc materials to guide students in writing effective prompts and ensure that the entire class starts at the same level. We expect LLteacher to polish students writing, but we are aware of the proven differences between human writing and AI-generated writing (DeLuca et al. 2025), students will be trained to engage critically with LLTeacher's writing style.

In the long run, we plan to further develop LLteacher to be more closely aligned with in-class materials. Along with homework solutions, instructors could provide, for example, their slides and notes which refer to the homework content. This would allow additional control over both the content and style of LLteacher's answers. Instructors can also potentially modify the LLteacher's prompt to instruct it provide erroneous statements with the goal of encouraging students to critically evaluate answers from LLMs instead of blindly trusting them. We have not tested this yet, but the infrastructure allows to do it and we encourage other instructors to try it.

Based on previous experiments in similar contexts, we believe LLteacher is likely to be more suitable for some classes than others. As we continue testing and gathering data, we will be better able to identify the courses for which it is most effective.

LLteacher was developed keeping in mind homework assignments in Statistics and it is still in a first version. However, its flexible framework gives it the potential to be extended to

other types of assignments, such as data analysis projects, and to non-Statistics classes.

LLM based tools have the potential to enable novel educational modalities, such as discovery-driven learning, error-based learning and the critical evaluation of LLM answers. LLteacher contributes to research in this direction and we seek to encourage more instructors in statistics to consider using LLM based tools and sharing their experience with the community of educators in Statistics.

## 6 Disclosure statement

The authors have no conflicts of interest.

## 7 Data availability statement

Data sharing is not applicable to this article as no new data were created or analyzed in this study.

## References

- Alfieri, L., Brooks, P. J., Aldrich, N. J. & Tenenbaum, H. R. (2011), ‘Does discovery-based instruction enhance learning?’, *Journal of educational psychology* **103**(1), 1.
- Baek, C., Tate, T. & Warschauer, M. (2024), ““chatgpt seems too good to be true”: College students’ use and perceptions of generative ai’, *Computers and Education: Artificial Intelligence* **7**, 100294.
- Bastani, H., Bastani, O., Sungu, A., Ge, H., Kabakcı, O. & Mariman, R. (2024), ‘Generative ai can harm learning’, *Available at SSRN* **4895486**.

- Bien, J. & Mukherjee, G. (2025), ‘Generative ai for data science 101: Coding without learning to code’, *Journal of Statistics and Data Science Education* **33**(2), 129–142.
- DeLuca, L. S., Reinhart, A., Weinberg, G., Laudénbach, M., Miller, S. & Brown, D. W. (2025), ‘Developing students’ statistical expertise through writing in the age of ai’, *Journal of Statistics and Data Science Education* pp. 1–13.
- Ding, L., Li, T., Jiang, S. & Gapud, A. (2023), ‘Students’ perceptions of using chatgpt in a physics class as a virtual tutor’, *International Journal of Educational Technology in Higher Education* **20**(1), 63.
- Ellis, A. R. & Slade, E. (2023), ‘A new era of learning: Considerations for chatgpt as a tool to enhance statistics and data science education’, *Journal of Statistics and Data Science Education* **31**(2), 128–133.
- Forcier, J., Bissex, P. & Chun, W. J. (2008), *Python web development with Django*, Addison-Wesley Professional.
- Hariyanti, F., Budayasa, I. K. & Setianingsih, R. (2025), ‘The role of ai in enhancing statistical literacy: A systematic review in education’, *Multidisciplinary Reviews* **8**(12), 2025376–2025376.
- Hassani, H. & Silva, E. S. (2023), ‘The role of chatgpt in data science: how ai-assisted conversational interfaces are revolutionizing the field’, *Big data and cognitive computing* **7**(2), 62.
- Karpicke, J. D. & Grimaldi, P. J. (2012), ‘Retrieval-based learning: A perspective for enhancing meaningful learning’, *Educational Psychology Review* **24**(3), 401–418.
- Pan, Y. & Gu, J. (2023), ‘Empowering education: Chatgpt’s role in teaching and learning statistics and data analytics.’, *International Journal of Technology in Teaching and Learning* **19**(1), 34–51.

- Tulis, M., Steuer, G. & Dresel, M. (2016), ‘Learning from errors: A model of individual processes’, *Frontline Learning Research* **4**(2), 12–26.
- Wahba, F., Ajlouni, A. O. & Abumosa, M. A. (2024), ‘The impact of chatgpt-based learning statistics on undergraduates’ statistical reasoning and attitudes toward statistics’, *Eurasia Journal of Mathematics, Science and Technology Education* **20**(7), em2468.
- Walter, Y. (2024), ‘Embracing the future of artificial intelligence in the classroom: the relevance of ai literacy, prompt engineering, and critical thinking in modern education’, *International Journal of Educational Technology in Higher Education* **21**(1), 15.
- Wang, K. D., Wu, Z., Tufts, L., Wieman, C., Salehi, S. & Haber, N. (2025), Scaffold or crutch? examining college students’ use and views of generative ai tools for stem education, *in* ‘2025 IEEE Global Engineering Education Conference (EDUCON)’, IEEE, pp. 1–10.