

# Risk-Averse Learning with Varying Risk Levels

Siyi Wang, Zifan Wang, Karl H. Johansson, *Fellow, IEEE*

**Abstract**—In safety-critical decision-making, the environment may evolve over time, and the learner adjusts its risk level accordingly. This work investigates risk-averse online optimization in dynamic environments with varying risk levels, employing Conditional Value-at-Risk (CVaR) as the risk measure. To capture the dynamics of the environment and risk levels, we employ the function variation metric and introduce a novel risk-level variation metric. Two information settings are considered: a first-order scenario, where the learner observes both function values and their gradients; and a zeroth-order scenario, where only function evaluations are available. For both cases, we develop risk-averse learning algorithms with a limited sampling budget and analyze their dynamic regret bounds in terms of function variation, risk-level variation, and the total number of samples. The regret analysis demonstrates the adaptability of the algorithms in non-stationary and risk-sensitive settings. Finally, numerical experiments are presented to demonstrate the efficacy of the methods.

**Index Terms**—Dynamic regret, First-order optimization, Online convex optimization, Risk-averse, Zeroth-order optimization

## I. INTRODUCTION

Online convex optimization provides a framework for sequential decision-making under uncertainty, where a learner iteratively selects decisions and observes losses revealed by the environment [1]. It finds applications in machine learning [2], finance [3], and resource allocation [4]. The performance of an optimization algorithm is evaluated by regret, which is defined as the difference between the cumulative loss of the algorithm and that of the best fixed decision in hindsight. In non-stationary environments, dynamic regret, which compares against the sequence of best decisions per iteration, offers a more suitable performance criterion [5]. Additionally, in safety-critical and high-stakes domains such as finance, communication networks, and robotics, extreme losses may lead to catastrophic consequences. Consequently, the primary objective of the learner is to avoid risky outcomes. To manage such risks, common measures include variance, Value-at-Risk (VaR) [6], and Conditional Value-at-Risk (CVaR) [7]–[9]. Among these measures, CVaR is widely used because it captures expected tail losses while retaining coherence and convexity for convex losses, thereby ensuring tractable optimization [7].

This work was supported by the Swedish Research Council Distinguished Professor Grant 2017-01078, Knut and Alice Wallenberg Foundation, Wallenberg Scholar Grant, and Swedish Strategic Research Foundation SUCCESS Grant FUS21-0026.

Siyi Wang, Zifan Wang and Karl H. Johansson are with the Division of Decision and Control Systems, School of Electrical Engineering and Computer Science, KTH Royal Institute of Technology, 10044 Stockholm, Sweden, e-mail: {siyiw,zifanw,kallej}@kth.se.

In online convex optimization, decisions are typically updated via gradient descent approaches. However, since CVaR depends on the distribution of stochastic costs, its value and exact gradient are typically inaccessible. This has motivated methods to estimate CVaR gradients from bandit feedback. Existing approaches can be classified into first-order methods [10]–[12] and zeroth-order methods [13], [14]. First-order methods require both function values and gradients, which find applications in online regression [1] and portfolio selection [15]. Zeroth-order methods assume access only to function evaluations, which find applications in online advertising and dynamic portfolio management [7]. While first-order methods generally achieve faster convergence, they require stronger regularity assumptions [10].

In sequential decision-making, environments and optimization objectives often evolve dynamically. Such nonstationarity is commonly modeled through time-varying cost functions [16], evolving distributions [14], [17], [18], and dynamic constraints [19], with metrics such as function variation and comparator path length to quantify changes. Risk-averse decision-makers are particularly sensitive to such fluctuations. However, only few works address this challenge. For instance, [14] considers risk-averse learning with nonstationary distributions for convex and strongly convex objectives, while [18] studies distributionally time-varying optimization under the Polyak–Łojasiewicz condition.

In dynamic environments, agent may adjust its risk level to ensure consistent performance. For instance, a financial investor may become more conservative in a downturn, or a robot may heighten its risk sensitivity in uncertain terrain. In these scenarios, both the dynamic environment and the adaptive risk level jointly shape the optimization objective. Existing literature on CVaR optimization, such as [20]–[22], typically considers fixed risk levels. A notable exception is [23], which qualitatively explores adaptive risk levels to accelerate convergence in CVaR optimization.

In this work, we develop both first- and zeroth-order risk-averse online learning algorithms under varying cost functions and time-varying risk levels. In the first-order setting, we assume access to multiple function evaluations and their gradients. To estimate the CVaR gradient, we adopt the dual formulation of CVaR [7], using the empirical cost distribution built from sampled data and integrating cost gradients to derive the estimator. Though estimation accuracy increases with sample size, collecting an unlimited number of samples is infeasible. Hence, we impose a sampling budget on the total number of samples over the horizon. In the zeroth-order setting, only function evaluations are available, which are also subject to sampling budget constraints. A zeroth-order opti-

mization approach is then used to construct the CVaR gradient estimate. In both settings, since the empirical distributions are constructed from samples, the CVaR gradient estimation error depends on the discrepancy between the true distribution and its empirical approximation. Since CVaR variation stems from variations in cost and risk level, we characterize CVaR dynamics using a function variation metric and introduce a new metric to quantify variations in risk level. We partition the horizon into intervals, bound the regret in each interval, and aggregate these regret bounds. By appropriately selecting algorithmic parameters, we achieve a variation-adaptive dynamic regret bound for both the first- and zeroth-order methods. Our contributions can be summarized as follows: (1) we develop first- and zeroth-order risk-averse learning algorithms that account for both function variation and risk-level variation, which yields a less conservative approach than bounding the overall CVaR variation. These algorithms achieve dynamic regret that adapts to the underlying variation and becomes sublinear when the cumulative variation grows sublinearly, see Theorems 1 and 2; (2) we characterize the performance of the first-order risk-averse algorithm as a function of the number of available samples, revealing how sample size influences the regret.

The remainder of this article is structured as follows: Section II outlines the preliminaries and problem formulation. Sections III and IV present the main results on first- and zeroth-order risk-averse learning with dynamic cost functions and time-varying risk levels. Section V demonstrates the efficacy of the algorithms through numerical simulations. Section VI concludes this work. Some proofs are given in the Appendix.

**Notations:** Let  $\|\cdot\|$  denote the  $l_2$  norm. Let the notation  $\mathcal{O}$  hide the constant and  $\tilde{\mathcal{O}}$  hide constant and polylogarithmic factors of the number of iterations  $T$ , respectively. Let  $A \oplus B = \{a + b | a \in A, b \in B\}$  denote the Minkowski sum of two sets of position vectors  $A$  and  $B$  in Euclidean space. Let  $\mathbb{P}(C)$  denote the probability of the event  $C$ .

## II. PROBLEM FORMULATION

Consider the cost function  $J_t(x, \xi) : \mathcal{X} \times \Xi \rightarrow \mathbb{R}$  for  $t = 1, \dots, T$ , where  $x \in \mathcal{X}$  denotes the decision variable with  $\mathcal{X} \subseteq \mathbb{R}^d$  being the admissible set,  $\xi \in \Xi$  denotes the random noise with the support  $\Xi$ , and  $T$  denotes the horizon. Denote the diameter of the admissible set  $\mathcal{X}$  as  $D_x = \sup_{x, y \in \mathcal{X}} \|x - y\|$ .

To quantify environmental non-stationarity, we employ the function variation metric [16] to bound the temporal drift of the cost functions as below.

**Definition 1.** Let  $\mathcal{J}$  be the set of cost functions  $J_t$ , for  $t = 1, \dots, T$ . The function variation  $V_f$  is defined as drifts of the function sequences  $\{J_t\}_{t=1}^T \in \mathcal{J}$  over the horizon  $T$ , i.e.,  $V_f = \sum_{t=2}^T \sup_{x \in \mathcal{X}} \mathbb{E}_\xi [|J_t(x, \xi) - J_{t-1}(x, \xi)|]$ .

### A. CVaR

We use CVaR as risk measure. Suppose  $J_t(x, \xi)$  has the cumulative distribution function  $F_t(y) = \mathbb{P}(J_t(x, \xi) \leq y)$ , and

is bounded by  $U > 0$ , i.e.,  $|J_t(x, \xi)| \leq U$ . Given a confidence level  $\alpha \in (0, 1]$ , the  $\alpha$ -VaR is

$$J_t^\alpha = F_t^{-1}(\alpha) := \inf\{y : F_t(y) \geq \alpha\}.$$

The  $\alpha$ -CVaR describes the expectation of the  $\alpha$ -fraction of the worst outcomes of  $J_t(x, \xi)$  [7], which is defined as

$$\text{CVaR}_\alpha [J_t(x, \xi)] = \mathbb{E}_{F_t} [J_t(x, \xi) | J_t(x, \xi) \geq J_t^\alpha]. \quad (1)$$

The following assumptions are widely used in the online convex optimization literature [1].

**Assumption 1.** The cost function  $J_t(x, \xi)$  is convex in  $x$  for every  $\xi \in \Xi$ .

**Assumption 2.** The cost function  $J_t(x, \xi)$  is Lipschitz continuous in  $x$  for every  $\xi \in \Xi$ . That is, there exists a positive real constant  $L_0$  such that, for all  $x, y \in \mathcal{X}$ , we have  $|J_t(x, \xi) - J_t(y, \xi)| \leq L_0 \|x - y\|$ .

The following is a classic result about convexity of the CVaR function (1).

**Lemma 1.** [7] Given Assumption 1,  $\text{CVaR}_\alpha [J_t(x, \xi)]$  is convex in  $x$ .

Environmental changes may influence an agent's risk tolerance. We consider a varying risk level  $\alpha_t$  for  $t = 1, \dots, T$ . Similar to Definition 1, we introduce a risk-level variation metric as below.

**Definition 2.** Let the risk level be time-varying, denoted as  $\alpha_t \in (0, 1]$ , for  $t = 1, \dots, T$ . The risk-level variation  $V_\alpha$  is defined as the drifts of the risk level sequences  $\{\alpha_t\}_{t=1}^T$  over the horizon  $T$ , i.e.,  $V_\alpha = \sum_{t=2}^T |\alpha_t - \alpha_{t-1}|$ .

Another reason for introducing the function and risk-level variation metric is that CVaR is typically not directly observable, whereas cost values (and, in some settings, gradients) and risk levels are.

Denote  $C_t(x) = \text{CVaR}_{\alpha_t} [J_t(x, \xi)]$ . We use the dynamic regret to measure the performance of the algorithm, which is defined as the cumulative loss under the performed actions against the best action per iteration:

$$\text{DR}(T) = \sum_{t=1}^T C_t(x_t) - \sum_{t=1}^T C_t(x_t^*), \quad (2)$$

where the action  $x_t$  is generated by the algorithm at time  $t$ , and  $x_t^* = \arg \min_{x_t \in \mathcal{X}} C_t(x_t)$  denotes the optimal action at time  $t$ , for  $t = 1, \dots, T$ . Dynamic regret evaluates the algorithm's ability to track moving optima, which is widely used in dynamic settings.

## III. FIRST-ORDER CASE

In this section, we assume access to the stochastic cost  $J_t(x, \xi)$  and its gradient, and use these to estimate the CVaR gradient. Then, we develop the first-order risk-averse learning algorithm and analyze its dynamic regret.

In the following, we introduce the preliminaries for the CVaR gradient estimate. The CVaR can be equivalently written as [7]:

$$\text{CVaR}_{\alpha_t} [J_t(x, \xi)] = \min_{\nu \in \mathbb{R}} \left\{ \nu + \frac{1}{\alpha_t} \mathbb{E}_\xi [J_t(x, \xi) - \nu]_+ \right\}, \quad (3)$$

**Algorithm 1** First-order risk-averse learning

---

**Require:** Initial value  $x_1$ , time horizon  $T$ , learning rate  $\eta$ , risk level sequence  $\{\alpha_t\}_{t=1}^T$ .

- 1: **for** time  $t = 1, \dots, T$  **do**
- 2:   **for**  $i = 1, \dots, n_t$  **do**
- 3:     Sample  $\xi_t^i$ , compute cost  $J_t(x_t, \xi_t^i)$  and its gradient  $\nabla_x J_t(x, \xi_t^i)|_{x=x_t}$
- 4:   **end for**
- 5:   Build empirical distribution function  $\hat{F}_t^1(y)$ , as in (6)
- 6:   Estimate VaR and obtain  $\hat{\nu}_t$ , as in (7)
- 7:   Construct CVaR gradient estimate  $g_t^1$ , as in (8)
- 8:   Update decision:  $x_{t+1} \leftarrow \mathcal{P}_{\mathcal{X}}(x_t - \eta g_t^1)$
- 9: **end for**

---

where  $[x]_+ = \max\{x, 0\}$ . Denote  $\nu_t^*(x)$  as the value such that (3) takes the minimum value. It holds that  $\nu_t^*(x) = \text{VaR}_{\alpha_t}[J_t(x, \xi)]$ , see [7]. Define an auxiliary function:

$$H_t(x, \nu) = \nu + \frac{1}{\alpha_t} \mathbb{E}_{\xi} [J_t(x, \xi) - \nu]_+.$$

From (3), we have that  $\text{CVaR}_{\alpha_t}[J_t(x, \xi)] = H_t(x, \nu_t^*(x))$ . Denoting the feasible set  $\mathcal{A}_t^*(x) := \text{argmin}_{\nu} H_t(x, \nu)$ , we have  $\nu_t^*(x) = \text{left endpoint of } \mathcal{A}_t^*(x)$  [7].

Assume that  $J_t(\cdot, \xi)$  is Lipschitz and differentiable for every  $\xi$ . Then, the gradient of  $H_t(x, \nu)$  is given as [11]

$$\nabla_{x, \nu} H_t(x, \nu) = \mathbb{E}_{\xi} \left[ \begin{array}{c} \frac{1}{\alpha_t} \mathbf{1}\{J_t(x, \xi) \geq \nu\} \nabla_x J_t(x, \xi) \\ 1 - \frac{1}{\alpha_t} \mathbf{1}\{J_t(x, \xi) \geq \nu\} \end{array} \right],$$

where  $\nabla_{x, \nu} H_t(x, \nu)$  represents the gradient of  $H_t(x, \nu)$  with respect to  $(x, \nu)$  and  $\nabla_x J_t(x, \xi)$  represents the gradient of  $J_t(x, \xi)$  with respect to  $x$ .

The following lemma connects the CVaR gradient with the first-order information  $\nabla_x J_t(x, \xi)$ .

**Lemma 2.** [10] *It holds that*

$$\begin{aligned} \nabla C_t(x) &= \nabla_x H_t(x, \nu)|_{\nu=\nu_t^*(x)} \\ &= \mathbb{E}_{\xi} \left[ \frac{1}{\alpha_t} \mathbf{1}\{J_t(x, \xi) \geq \nu_t^*(x)\} \nabla_x J_t(x, \xi) \right], \end{aligned} \quad (4)$$

where  $\nabla C_t(x)$  denotes the gradient of  $C_t(x)$  with respect to  $x$ , and  $\nabla_x H_t(x, \nu)$  denotes the gradient of  $H_t(x, \nu)$  with respect to  $x$ .

### A. First-order algorithm

This section derives CVaR gradient estimates from sampled stochastic costs and their gradients, and then introduces a first-order risk-averse learning algorithm that updates decisions using these estimates.

Assume that the learner accesses  $n_t$  random seeds at time  $t$ , denoted  $\xi_t^i$ ,  $i = 1, \dots, n_t$ . Assume that the total number of available samples over horizon  $T$  satisfies

$$\sum_{t=1}^T \frac{1}{\sqrt{n_t}} \leq cT^{1-\frac{a}{2}} \quad (5)$$

with the tuning parameter  $a > 0$  and some constant  $c > 0$ . Given the noise samples, we compute the cost function

$J_t(x_t, \xi_t^i)$ , for  $i = 1, \dots, n_t$ , and construct the empirical distribution function as

$$\hat{F}_t^1(y) = \frac{1}{n_t} \sum_{i=1}^{n_t} \mathbf{1}\{J_t(x_t, \xi_t^i) \leq y\}. \quad (6)$$

Based on (6), the VaR estimate is given as

$$\hat{\nu}_t = \text{VaR}_{\alpha_t}[\hat{F}_t^1]. \quad (7)$$

Leveraging Lemma 2, we construct the first-order CVaR gradient estimate as

$$g_t^1 = \frac{1}{n_t \alpha_t} \sum_{i=1}^{n_t} \mathbf{1}\{J_t(x_t, \xi_t^i) \geq \hat{\nu}_t\} \nabla_x J_t(x, \xi_t^i)|_{x=x_t}. \quad (8)$$

To simplify notation, we hereafter denote  $\nabla_x J(x, \xi) := \nabla_x J(x, \xi)|_{x=x_t}$ . In [7], the learning algorithm is assumed to access  $t$  samples at time  $t$  and constructs the gradient descent as

$$\tilde{g}_t^1 = \frac{1}{t \alpha_t} \sum_{k=1}^t \mathbf{1}\{J_t(x_t, \xi_k) \geq \hat{\nu}_t\} \nabla_x J_t(x_t, \xi_k).$$

This setting corresponds to a special case of (8) with  $n_t = t$  for all  $t$  and the sampling parameter  $a = 1$  in (5).

Given the CVaR gradient estimate (8), gradient descent updates as

$$x_{t+1} = \mathcal{P}_{\mathcal{X}}(x_t - \eta g_t^1) \quad (9)$$

with initial value  $x_1$ , where  $\mathcal{P}_{\mathcal{X}}(x) := \text{argmin}_{y \in \mathcal{X}} \|x - y\|^2$  denotes the projection operator. To summarize, the first-order risk-averse learning algorithm updates the decision using the CVaR gradients constructed from sampled costs and gradients. The procedure is outlined in Algorithm 1.

### B. Regret analysis

This section analyzes the dynamic regret of Algorithm 1.

From (4) and (8), we have  $\mathbb{E}[g_t^1] = \nabla_x H_t(x_t, \hat{\nu}_t)$ . Thus, the error of the first-order CVaR gradient estimate is given as

$$\begin{aligned} e_t^1 &= \nabla_x H_t(x_t, \hat{\nu}_t) - \nabla_x C_t(x_t) \\ &= \nabla_x H_t(x_t, \hat{\nu}_t) - \nabla_x H_t(x_t, \nu_t^*), \end{aligned} \quad (10)$$

where  $\nu_t^*$  is defined after (3). It can be observed from (10) that the error of the CVaR gradient estimate is determined by the accuracy of the VaR estimate. We provide the following assumptions to bound the error of the VaR estimate.

**Assumption 3.** *Let  $\|\nabla J_t(x, \xi_t)\| \leq G$ , for all  $t = 1, \dots, T$ , where  $G$  is a positive scalar.*

**Assumption 4.** *Let  $F_t^x(y) = \mathbb{P}\{J_t(x, \xi) \leq y\}$  and  $\mathcal{Y}_x = \text{Range}(J_t(x, \xi))$ . For every  $x \in \mathcal{X}$ , the distribution function  $F_t^x$  is continuously differentiable and  $L_g$ -Lipschitz continuous. Moreover, its probability density function is lower bounded by  $\underline{p}$ , i.e.,  $F_t^{x'}(y) \geq \underline{p} > 0$  for all  $y \in \mathcal{Y}_x$ .*

Assumption 3 bounds the gradient of the stochastic costs, which is widely used in online optimization literature [24]. Assumption 4 states that the probability distribution function of the stochastic costs is both upper and lower bounded. The same assumption can be found in [1], [5].

The following lemma is provided to bound the errors of the VaR estimate and the CVaR gradient estimate.

**Lemma 3.** *Let Assumptions 3 and 4 hold. Assume that  $n_t$  samples are available at time  $t$ . Then, it holds that*

$$\mathbb{P}\{|\hat{\nu}_t - \nu_t^*| > \varepsilon\} \leq 2e^{-2n_t\varepsilon^2\bar{p}^2}. \quad (11)$$

Given a confidence level  $\gamma$ , for  $t = 1, \dots, T$ , the error of the CVaR gradient estimate (10) is bounded as

$$\|e_t^1\| \leq \frac{GL_g\sqrt{\ln(2T/\gamma)}}{\alpha_t\bar{p}\sqrt{2n_t}}$$

with probability  $1 - \gamma$ .

In Theorem 1 below, we will show that the regret primarily consists of three components: (i) the CVaR gradient estimate error; (ii) the error due to periodic examination of function and risk-level drifts, and (iii) the gradient descent optimization error. To bound the second regret component, we next present two lemmas that quantify the variation of the CVaR functions induced by function drifts and varying risk levels, respectively.

**Lemma 4.** *Let  $X$  be a random variable with distribution  $\mathcal{D}_x$ , and let  $\alpha_1, \alpha_2 \in (0, 1]$  be two risk levels. Let  $|X| \leq U$ . Then, we have that*

$$|\text{CVaR}_{\alpha_1}[X] - \text{CVaR}_{\alpha_2}[X]| \leq \left| \frac{1}{\alpha_1} - \frac{1}{\alpha_2} \right| U.$$

**Lemma 5.** *Let  $J_1(X)$  and  $J_2(X)$  be two functions of a random variable  $X$  with distribution  $\mathcal{D}_x$ . Then, we have that*

$$\begin{aligned} & |\text{CVaR}_\alpha[J_1(X)] - \text{CVaR}_\alpha[J_2(X)]| \\ & \leq \frac{1}{\alpha} \mathbb{E}_{X \sim \mathcal{D}_x} [|J_1(X) - J_2(X)|]. \end{aligned}$$

Proofs of Lemmas 4 and 5 are provided in the Appendix.

Leveraging Lemmas 3–5, Theorem 1 analyzes the dynamic regret of Algorithm 1.

**Theorem 1.** *Let Assumptions 1–4 hold. Suppose that the total number of samples over the horizon  $T$  satisfies (5) with a tuning parameter  $a > 0$ . By selecting  $\eta = \left(\frac{V_\alpha + V_f}{T}\right)^{\frac{1}{3}}$ , Algorithm 1 achieves  $\text{DR}(T) = \tilde{O}(T^{\frac{2}{3}}(V_\alpha + V_f)^{\frac{1}{3}} + T^{1-\frac{a}{2}})$  when  $a \in (0, \frac{2}{3})$  and  $\text{DR}(T) = \tilde{O}(T^{\frac{2}{3}}(V_\alpha + V_f)^{\frac{1}{3}})$  when  $a \geq \frac{2}{3}$ , with high probability.*

*Proof.* To account for the time-varying function and risk level, we partition the horizon  $T$  into  $s = \lceil \frac{T}{\Delta_T} \rceil$  intervals of length  $\Delta_T \in (1, T)$  and examine the performance of Algorithm 1 on each interval. Each interval is defined as

$$\mathcal{T}_j = \{t : (j-1)\Delta_T < t \leq \min\{T, j\Delta_T\}\}, \text{ for } j = 1, \dots, s,$$

where  $j = \lceil \frac{t}{\Delta_T} \rceil$  denotes the interval that time  $t$  belongs to. Denote  $\tilde{x}_j^*$  as the optimal action over the interval  $j$ , i.e.,  $\tilde{x}_j^* := \min_{x \in \mathcal{X}} \sum_{t \in \mathcal{T}_j} C_t(x)$ . Then, the dynamic regret (2) can be written as

$$\begin{aligned} \text{DR}(T) &= \sum_{j=1}^s \sum_{t \in \mathcal{T}_j} \left( (C_t(x_t) - C_t(\tilde{x}_j^*)) + (C_t(\tilde{x}_j^*) - C_t(x_t^*)) \right) \\ &= \mathcal{R}_1 + \mathcal{R}_2 \end{aligned} \quad (12)$$

with  $\mathcal{R}_1 = \sum_{j=1}^s \sum_{t \in \mathcal{T}_j} (C_t(x_t) - C_t(\tilde{x}_j^*))$  and  $\mathcal{R}_2 = \sum_{j=1}^s \sum_{t \in \mathcal{T}_j} (C_t(\tilde{x}_j^*) - C_t(x_t^*))$ . For  $\mathcal{R}_1$ , we have

$$\begin{aligned} \mathcal{R}_1 &\leq \sum_{j=1}^s \sum_{t \in \mathcal{T}_j} \langle \nabla_x C_t(x_t), x_t - \tilde{x}_j^* \rangle \\ &= \sum_{j=1}^s \sum_{t \in \mathcal{T}_j} \mathbb{E}[\langle g_t^1 - e_t^1, x_t - \tilde{x}_j^* \rangle], \end{aligned} \quad (13)$$

where the inequality follows from the convexity of  $C_t(x)$ , as shown in Lemma 1, and the equality from substituting (10) into (13). By the gradient descent rule (9), for  $t \in \mathcal{T}_j$ , we have that

$$\begin{aligned} \|x_{t+1} - \tilde{x}_j^*\|^2 &= \|\mathcal{P}_{\mathcal{X}}(x_t - \eta g_t^1) - \tilde{x}_j^*\|^2 \\ &\leq \|x_t - \eta g_t^1 - \tilde{x}_j^*\|^2 \\ &= \|x_t - \tilde{x}_j^*\|^2 + \eta^2 \|g_t^1\|^2 - 2\eta \langle g_t^1, x_t - \tilde{x}_j^* \rangle, \end{aligned}$$

where the inequality holds as  $\tilde{x}_j^* \in \mathcal{X}$ . Then, we obtain

$$\langle g_t^1, x_t - \tilde{x}_j^* \rangle \leq \frac{\|x_t - \tilde{x}_j^*\|^2 - \|x_{t+1} - \tilde{x}_j^*\|^2}{2\eta} + \frac{\eta}{2} \|g_t^1\|^2, \quad (14)$$

for  $t \in \mathcal{T}_j$ . Substituting (14) into  $\mathcal{R}_1$ , we obtain

$$\begin{aligned} \mathcal{R}_1 &\leq \sum_{j=1}^s \sum_{t \in \mathcal{T}_j} \left( \frac{1}{2\eta} \mathbb{E}[\|x_t - \tilde{x}_j^*\|^2 - \|x_{t+1} - \tilde{x}_j^*\|^2] \right. \\ &\quad \left. + \frac{\eta}{2} \mathbb{E}[\|g_t^1\|^2] + \mathbb{E}[\|e_t^1\| \|x_t - \tilde{x}_j^*\|] \right) \\ &= \frac{1}{2\eta} \sum_{j=1}^{s-1} (\|x_{(j-1)\Delta_T+1} - \tilde{x}_j^*\|^2 - \|x_{j\Delta_T} - \tilde{x}_j^*\|^2) \\ &\quad + \|x_{(s-1)\Delta_T+1} - \tilde{x}_s^*\|^2 - \|x_T - \tilde{x}_s^*\|^2 + \mathcal{R}_{11} + \mathcal{R}_{12} \\ &\leq \frac{D_x^2 T}{\eta \Delta_T} + \mathcal{R}_{11} + \mathcal{R}_{12}, \end{aligned} \quad (15)$$

with  $\mathcal{R}_{11} = \sum_{j=1}^s \sum_{t \in \mathcal{T}_j} \frac{\eta}{2} \mathbb{E}[\|g_t^1\|^2]$  and  $\mathcal{R}_{12} = \sum_{j=1}^s \sum_{t \in \mathcal{T}_j} \mathbb{E}[\|e_t^1\| \|x_t - \tilde{x}_j^*\|]$ . The second inequality of (15) follows from the diameter definition  $D_x = \sup_{x, y \in \mathcal{X}} \|x - y\|$  and  $\lceil \frac{T}{\Delta_T} \rceil \leq \frac{2T}{\Delta_T}$ . By Assumption 3, we have  $\mathcal{R}_{11} \leq \frac{\eta G^2 T}{2}$ . For  $\mathcal{R}_{12}$ , we have

$$\begin{aligned} \mathcal{R}_{12} &\leq D_x \sum_{t=1}^T \mathbb{E}[\|e_t^1\|] \leq \frac{D_x GL_g \sqrt{\ln(2T/\gamma)}}{\sqrt{2}\alpha_{\min}\bar{p}} \sum_{t=1}^T \frac{1}{\sqrt{n_t}} \\ &\leq \frac{cD_x GL_g \sqrt{\ln(2T/\gamma)}}{\sqrt{2}\alpha_{\min}\bar{p}} T^{1-\frac{a}{2}} \end{aligned} \quad (16)$$

with probability  $1 - \gamma$ . In (16), the first inequality follows from  $D_x = \sup_{x, y \in \mathcal{X}} \|x - y\|$ , the second inequality from Lemma 3, and the last inequality from the sampling requirement (5).

We next bound  $\mathcal{R}_2$ . For  $t = 1, \dots, T$ , replacing the function

$f_t$  of Lemma 8 (in the Appendix) with  $C_t$ , we obtain

$$\begin{aligned}
\mathcal{R}_2 &\leq 2\Delta_T \sum_{t=2}^T \sup_{x \in \mathcal{X}} |C_t(x) - C_{t-1}(x)| \\
&= 2\Delta_T \sum_{t=2}^T \sup_{x \in \mathcal{X}} \left| \text{CVaR}_{\alpha_t}[J_t(x)] - \text{CVaR}_{\alpha_{t-1}}[J_{t-1}(x)] \right| \\
&= 2\Delta_T \sum_{t=2}^T \sup_{x \in \mathcal{X}} \left| \text{CVaR}_{\alpha_t}[J_t(x)] - \text{CVaR}_{\alpha_{t-1}}[J_t(x)] \right. \\
&\quad \left. + \text{CVaR}_{\alpha_{t-1}}[J_t(x)] - \text{CVaR}_{\alpha_{t-1}}[J_{t-1}(x)] \right| \\
&\leq \mathcal{R}_{21} + \mathcal{R}_{22}, \tag{17}
\end{aligned}$$

where

$$\begin{aligned}
\mathcal{R}_{21} &= 2\Delta_T \sum_{t=2}^T \sup_{x \in \mathcal{X}} \left| \text{CVaR}_{\alpha_t}[J_t(x)] - \text{CVaR}_{\alpha_{t-1}}[J_t(x)] \right|, \\
\mathcal{R}_{22} &= 2\Delta_T \sum_{t=2}^T \sup_{x \in \mathcal{X}} \left| \text{CVaR}_{\alpha_{t-1}}[J_t(x)] - \text{CVaR}_{\alpha_{t-1}}[J_{t-1}(x)] \right|.
\end{aligned}$$

By Lemma 4, we have

$$\mathcal{R}_{21} \leq 2\Delta_T \sum_{t=2}^T U \left| \frac{1}{\alpha_t} - \frac{1}{\alpha_{t-1}} \right| \leq \frac{2U\Delta_T V_\alpha}{\alpha_{\min}^2}, \tag{18}$$

where  $\alpha_{\min} := \min\{\alpha_1, \dots, \alpha_T\}$ , and the second inequality holds by Definition 2. Furthermore, by Lemma 5, we have

$$\mathcal{R}_{22} \leq \sum_{t=2}^T \frac{2\Delta_T}{\alpha_{t-1}} \sup_x \mathbb{E}_\xi [|J_t(x, \xi) - J_{t-1}(x, \xi)|] \leq \frac{2\Delta_T V_f}{\alpha_{\min}}, \tag{19}$$

where the second inequality holds by Definition 1. Substituting (15)–(19) into (12), we obtain

$$\begin{aligned}
\text{DR}(T) &\leq \frac{D_x^2 T}{\eta \Delta_T} + \frac{\eta G^2 T}{2} + \frac{2U\Delta_T V_\alpha}{\alpha_{\min}^2} + \frac{2\Delta_T V_f}{\alpha_{\min}} \\
&\quad + \frac{cD_x G L_g \sqrt{\ln(2T/\gamma)}}{\sqrt{2}\alpha_{\min} p} T^{1-\frac{a}{2}} \tag{20}
\end{aligned}$$

with probability at least  $1 - \gamma$ . We select  $\eta = \left(\frac{V_\alpha + V_f}{T}\right)^{\frac{1}{3}}$  and  $\Delta_T = \left(\frac{T}{V_\alpha + V_f}\right)^{\frac{2}{3}}$  to minimize the regret bound. Then,  $\text{DR}(T) = \tilde{\mathcal{O}}(T^{\frac{2}{3}}(V_\alpha + V_f)^{\frac{1}{3}}, T^{1-\frac{a}{2}})$ , which reduces to  $\text{DR}(T) = \tilde{\mathcal{O}}(T^{\frac{2}{3}}(V_\alpha + V_f)^{\frac{1}{3}})$  when  $a \geq \frac{2}{3}$ , with probability at least  $1 - \gamma$ .  $\square$

**Remark 1.** When the risk level is static, i.e.,  $\alpha_t = \alpha$  for all  $t = 1, \dots, T$ , we have  $V_\alpha = 0$ . Additionally, when  $\alpha_t$  is monotonically nonincreasing or nondecreasing with time, we have  $V_\alpha = |\alpha_1 - \alpha_T|$ , which is constant and independent of  $T$ . In these two cases, Algorithm 1 achieves  $\text{DR}(T) = \tilde{\mathcal{O}}(T^{\frac{2}{3}}V_f^{\frac{1}{3}} + T^{1-\frac{a}{2}})$  when  $a \in (0, \frac{2}{3})$  and  $\text{DR}(T) = \tilde{\mathcal{O}}(T^{\frac{2}{3}}V_f^{\frac{1}{3}})$  when  $a \geq \frac{2}{3}$ , with probability at least  $1 - \gamma$ . This argument also applies to a static function setting. Namely, when the function is static, i.e.,  $J_t(\cdot) = J(\cdot)$  for all  $t = 1, \dots, T$ , we have  $V_f = 0$ . Then, Algorithm 1 achieves  $\text{DR}(T) = \tilde{\mathcal{O}}(T^{\frac{2}{3}}V_\alpha^{\frac{1}{3}} + T^{1-\frac{a}{2}})$

when  $a \in (0, \frac{2}{3})$  and  $\text{DR}(T) = \tilde{\mathcal{O}}(T^{\frac{2}{3}}V_\alpha^{\frac{1}{3}})$  when  $a \geq \frac{2}{3}$ , with probability at least  $1 - \gamma$ .

**Remark 2.** We characterize the dynamic regret in terms of the variation in the cost function and the variation in the risk level, rather than the variation in CVaR. As noted, the CVaR value is generally not directly observable and has to be estimated from samples. Moreover, variations in both the cost function and risk level will lead to variations in CVaR. In Theorem 1,  $V_f$  and  $V_\alpha$  influence the regret bound independently, and the dominant-order term governs the asymptotic rate. Consequently, defining the performance metric using these two variations yields a tighter regret bound than that based on the variation in CVaR.

We provide an example to further illustrate Remark 2. Let the function vary for  $t \in [1, T/2]$  and remain constant for  $t \in (T/2, T]$ , with the function variation  $V_f = \tilde{\mathcal{O}}(T^{\frac{1}{2}})$ . Let the risk level remain constant for  $t \in [1, T/2]$  and vary for  $t \in (T/2, T]$ , with the variation  $V_\alpha = \tilde{\mathcal{O}}(T^{\frac{1}{3}})$ . By Theorem 1, the resulting regret bound is dominated by the function variation  $V_f$ . When regret is expressed directly in terms of CVaR variation, the bound increases, as both function drift and risk-level changes induce variation in the CVaR values.

**Remark 3.** A natural question arises: Can the optimal decisions remain unchanged as the CVaR risk level  $\alpha_t$  varies? Characterizing such regimes is nontrivial because CVaR depends on the loss quantile, i.e., the inverse cumulative distribution function, which rarely admits a closed-form expression. This dependence makes sensitivity analysis with respect to  $\alpha_t$  analytically challenging. Nonetheless, some tractable special cases exist. For instance, when the random component is separable from the decision variable, i.e., when  $J(x, \xi) = f(x) + g(\xi)$ , the optimal decision is unaffected by changes in  $\alpha_t$ . Similarly, in constrained dynamic portfolio problems [7] with linear transaction costs and Gaussian returns, varying  $\alpha_t$  merely rescales the risk term, rendering the optimizer invariant across different risk levels.

**Remark 4.** Theorem 1 reveals that the regret bound decreases as the total number of samplings (controlled by the parameter  $a$ ) increases when  $a \in (0, \frac{2}{3}]$ , and ceases to improve when  $a > \frac{2}{3}$ . This occurs because the VaR estimate error becomes negligible compared to other error terms in (20) for  $a > \frac{2}{3}$ . Furthermore, the sampling strategy in [7] corresponds to the special case  $a = 1$  in (5), which yields a convergence rate of  $\tilde{\mathcal{O}}(T^{-1/2})$  for a static problem. Under identical static conditions, Algorithm 1 achieves a regret bound of  $\mathcal{R}(T) = \tilde{\mathcal{O}}(T^{1/2} + T^{1-a/2})$ , which simplifies to  $\tilde{\mathcal{O}}(T^{1/2})$  when  $a \geq 2/3$ . Consequently, our algorithm matches the  $\tilde{\mathcal{O}}(T^{1/2})$  bound of [7] with fewer samples.

#### IV. ZERO-TH-ORDER CASE

This section addresses a bandit setting, where only the function evaluations of the selected action can be observed. We tackle this limitation by adopting a zeroth-order optimization approach to estimate the CVaR gradient.



**Algorithm 2** Zeroth-order risk-averse learning

---

**Require:** Initial value  $x_1$ , time horizon  $T$ , smoothing parameter  $\delta$ , learning rate  $\eta$ , risk level sequence  $\{\alpha_t\}_{t=1}^T$ .

- 1: **for** time  $t = 1, \dots, T$  **do**
- 2:   Sample  $u_t \in \mathbb{S}^d$
- 3:   Perturb  $\hat{x}_t = x_t + \delta u_t$
- 4:   **for**  $i = 1, \dots, n_t$  **do**
- 5:     Play  $\hat{x}_t$  and obtain  $J_t(\hat{x}_t, \xi_t^i)$
- 6:   **end for**
- 7:   Build empirical distribution function  $\hat{F}_t^0(y)$ , as in (23)
- 8:   Estimate CVaR:  $\text{CVaR}_{\alpha_t}[\hat{F}_t^0]$
- 9:   Construct gradient estimate  $g_t^0$ , as in (25)
- 10:   Update  $x$ :  $x_{t+1} \leftarrow \mathcal{P}_{\mathcal{X}^\delta}(x_t - \eta g_t^0)$
- 11: **end for**

---

To begin with, we construct a smoothed approximation of the CVaR function [13]. Assume that the feasible set  $\mathcal{X}$  contains the ball of radius  $r$  centered at the origin, i.e.,  $r\mathbb{B} \subseteq \mathcal{X}$ . For a given point  $x \in \mathcal{X}$ , define the perturbed action  $\hat{x} = x + \delta u$ , where  $u$  is a direction vector sampled from a unit sphere  $\mathbb{S}^d \in \mathbb{R}^d$  and  $\delta > 0$  is the perturbation radius, which is also known as the smoothing parameter. Then, the smoothed approximation of the CVaR function is given as

$$C_t^\delta(x) = \mathbb{E}_{u \sim \mathbb{S}^d}[C_t(x + \delta u)]. \quad (21)$$

The following lemma characterizes properties of the smoothed CVaR approximation.

**Lemma 6.** [13] *Given Assumptions 1 and 2, we have that*

- 1)  $C_t^\delta(x)$  is convex in  $x$ ;
- 2)  $C_t^\delta(x)$  is  $L_0$ -Lipschitz in  $x$  and  $|C_t^\delta(x) - C_t(x)| \leq \delta L_0$ .

In the zeroth-order setting, the algorithm actually executes the perturbed action  $\hat{x}_t$  at time  $t$ , rather than the nominal center  $x_t$ . As a consequence, it only observes the cost  $C_t(\hat{x}_t)$  instead of  $C_t(x_t)$ . Accordingly, we modify the definition of dynamic regret as

$$\text{DR}_0(T) = \sum_{t=1}^T C_t(\hat{x}_t) - \sum_{t=1}^T C_t(x_t^*), \quad (22)$$

where the action  $\hat{x}_t$  is generated by the algorithm at time  $t$ .

### A. Zeroth-order algorithm

At each time  $t$ , we execute the perturbed action  $\hat{x}_t = x_t + \delta u_t$  for  $n_t$  times and obtain the cost samples  $J(\hat{x}_t, \xi_t^i)$ , for  $i = 1, \dots, n_t$ . Then, we use the queried function values to construct the empirical distribution function

$$\hat{F}_t^0(y) = \frac{1}{n_t} \sum_{i=1}^{n_t} \mathbf{1}\{J_t(\hat{x}_t, \xi_t^i) \leq y\}. \quad (23)$$

Given (23), we compute the CVaR estimate  $\text{CVaR}_{\alpha_t}[\hat{F}_t^0]$ . Leveraging the zeroth-order gradient identity  $\nabla f(x) = \mathbb{E}[f(x + \delta u)u]/\delta$  [25], the CVaR gradient estimate is constructed as

$$g_t^0 = \frac{d}{\delta} \text{CVaR}_{\alpha_t}[\hat{F}_t^0] u_t. \quad (24)$$

The gradient descent for the risk-averse learning proceeds as

$$x_{t+1} = \mathcal{P}_{\mathcal{X}^\delta}(x_t - \eta g_t^0), \quad (25)$$

with the initial value  $x_1$ , where  $\mathcal{P}_{\mathcal{X}^\delta}(x) := \arg\min_{y \in \mathcal{X}^\delta} \|x - y\|^2$  denotes the projection operator with  $\mathcal{X}^\delta = \{x \in \mathcal{X} \mid \frac{1}{1-\delta/r}x \in \mathcal{X}\}$  being the projection set. The projection ensures that the sampled actions  $\hat{x}_t$  remain within the admissible set  $\mathcal{X}$ , which establishes as  $(1 - \frac{\delta}{r})\mathcal{X} \oplus \delta\mathbb{B} = (1 - \frac{\delta}{r})\mathcal{X} \oplus \frac{\delta}{r}\mathbb{B} \subseteq (1 - \frac{\delta}{r})\mathcal{X} \oplus \frac{\delta}{r}\mathcal{X} = \mathcal{X}$ . The zeroth-order risk-averse learning algorithm updates decisions using the CVaR gradient estimate constructed from stochastic costs, which is summarized in Algorithm 2

### B. Regret analysis

The empirical distribution function (23) is constructed using stochastic costs, which induces the CVaR gradient estimate error:

$$e_t^0 := \text{CVaR}_{\alpha_t}[\hat{F}_t^0] - \text{CVaR}_{\alpha_t}[F_t]. \quad (26)$$

The following lemma bounds (26).

**Lemma 7.** [26] *Let  $F$  and  $G$  be the cumulative distribution functions of two random variables, respectively. Let the random variables be bounded by  $U$ . Then, we have that*

$$|\text{CVaR}_\alpha[F] - \text{CVaR}_\alpha[G]| \leq \frac{U}{\alpha} \sup_x |F(x) - G(x)|.$$

Using the preceding results, Theorem 2 analyzes the dynamic regret of Algorithm 2.

**Theorem 2.** *Let Assumptions 1 and 2 hold. Suppose that the total sampling number over the horizon  $T$  satisfy (5) with a constant  $a > 0$ .*

- 1) *When  $a \in (0, \frac{4}{5}]$ , by selecting  $\delta = T^{-\frac{a}{4}}(V_\alpha + V_f)^{\frac{1}{5}}$  and  $\eta = T^{-\frac{3a}{4}}(V_\alpha + V_f)^{\frac{3}{5}}$ , Algorithm 2 achieves  $\text{DR}_0(T) = \tilde{O}(T^{1-\frac{a}{4}}(V_\alpha + V_f)^{\frac{1}{5}})$  with high probability.*
- 2) *When  $a > \frac{4}{5}$ , by selecting  $\delta = T^{-\frac{1}{5}}(V_\alpha + V_f)^{\frac{1}{5}}$  and  $\eta = T^{-\frac{3}{5}}(V_\alpha + V_f)^{\frac{3}{5}}$ , Algorithm 2 achieves  $\text{DR}_0(T) = \tilde{O}(T^{\frac{1}{5}}(V_\alpha + V_f)^{\frac{1}{5}})$  with high probability.*

*Proof.* The dynamic regret (22) can be further written as

$$\begin{aligned} \text{DR}_0(T) &= \sum_{t=1}^T \mathbb{E}_u[C_t(\hat{x}_t + \delta u - \delta u)] - \sum_{t=1}^T \mathbb{E}_u[C_t(x_t^* + \delta u - \delta u)] \\ &\leq \sum_{t=1}^T \left( C_t^\delta(\hat{x}_t) - C_t^\delta(x_t^*) \right) + 2\delta L_0 T \\ &\leq \sum_{t=1}^T \left( C_t^\delta(x_t) - C_t^\delta(x_t^*) \right) + 3\delta L_0 T, \end{aligned} \quad (27)$$

where the first inequality follows from the Lipschitzness of  $C_t$  and the definition of  $C_t^\delta$ , as in (21). The second inequality follows from the Lipschitzness of  $C_t^\delta$ , as shown in Lemma 6.

Furthermore, for  $t = 1, \dots, T$ , we have

$$\begin{aligned} \min_{x_t \in \mathcal{X}^\delta} C_t^\delta(x_t) &= \min_{x_t \in \mathcal{X}} C_t^\delta((1 - \delta/r)x_t) \\ &\leq \min_{x_t \in \mathcal{X}} (\delta/r)C_t^\delta(0) + (1 - \delta/r)C_t^\delta(x_t) \\ &\leq \min_{x_t \in \mathcal{X}} C_t^\delta(x_t) + (\delta/r)L_0 \|x_t\| \\ &\leq \min_{x_t \in \mathcal{X}} C_t^\delta(x_t) + D_x L_0 \delta/r, \end{aligned} \quad (28)$$

where the first inequality follows from the convexity of  $C_t^\delta$  and the second inequality from Lipschitzness of  $C_t^\delta$ , as shown in Lemma 6. Denote  $x_t^{\delta,*} = \arg\min_{x \in \mathcal{X}^\delta} C_t^\delta(x)$  as the single-step optimal decision, for  $t = 1, \dots, T$ . Substituting (28) into (27) and following the derivation of (12), we have that

$$\begin{aligned} \text{DR}_0(T) &\leq \sum_{t=1}^T C_t^\delta(x_t) - \sum_{t=1}^T C_t^\delta(x_t^{\delta,*}) + (3 + D_x/r)\delta L_0 T \\ &= \tilde{\mathcal{R}}_1 + \tilde{\mathcal{R}}_2 + (3 + D_x/r)\delta L_0 T \end{aligned} \quad (29)$$

with

$$\begin{aligned} \tilde{\mathcal{R}}_1 &= \sum_{j=1}^s \sum_{t \in \mathcal{T}_j} (C_t^\delta(x_t) - C_t^\delta(\tilde{x}_j^{\delta,*})) \\ \tilde{\mathcal{R}}_2 &= \sum_{j=1}^s \sum_{t \in \mathcal{T}_j} (C_t^\delta(\tilde{x}_j^{\delta,*}) - C_t^\delta(x_t^{\delta,*})) \end{aligned}$$

and  $\tilde{x}_j^{\delta,*} = \min_{x \in \mathcal{X}^\delta} \sum_{t \in \mathcal{T}_j} C_t^\delta(x)$  is the optimal action over the interval  $j$ . From (24) and (26), we have that

$$\nabla C_t^\delta(x_t) = \mathbb{E}[g_t^0 - \frac{d}{\delta} e_t^0 u_t]. \quad (30)$$

Furthermore, for  $\tilde{\mathcal{R}}_1$ , we have that

$$\begin{aligned} \tilde{\mathcal{R}}_1 &\leq \sum_{j=1}^s \sum_{t \in \mathcal{T}_j} \langle \nabla C_t^\delta(x_t), x_t - \tilde{x}_t^{\delta,*} \rangle \\ &= \sum_{j=1}^s \sum_{t \in \mathcal{T}_j} \mathbb{E} \left[ \langle g_t^0 - \frac{d}{\delta} e_t^0 u_t, x_t - \tilde{x}_t^{\delta,*} \rangle \right] \\ &\leq \frac{D_x^2 T}{\eta \Delta_T} + \tilde{\mathcal{R}}_{11} + \tilde{\mathcal{R}}_{12}, \end{aligned} \quad (31)$$

with  $\tilde{\mathcal{R}}_{11} = \sum_{t=1}^T \frac{\eta}{2} \mathbb{E}[\|g_t^0\|^2]$ ,  $\tilde{\mathcal{R}}_{12} = \sum_{j=1}^s \sum_{t \in \mathcal{T}_j} \frac{d}{\delta} \mathbb{E}[\|e_t^0\| \|x_t - \tilde{x}_j^{\delta,*}\|]$ , where the first inequality follows from the convexity of  $C_t^\delta$ , the equality from substituting (30) into (31), and the second inequality follows the derivation of (13)-(15). By the definition of the CVaR gradient estimate (24), we have

$$\tilde{\mathcal{R}}_{11} \leq \sum_{t=1}^T \frac{\eta}{2} \left( \frac{dU}{\delta} \right)^2 = \frac{\eta d^2 U^2 T}{2\delta^2}. \quad (32)$$

We next bound  $\tilde{\mathcal{R}}_{12}$ . By the Dvoretzky–Kiefer–Wolfowitz (DKW) inequality [27], we have that

$$\mathbb{P} \left\{ \sup_y |\hat{F}_t^0(y) - F_t(y)| \geq \sqrt{\frac{\ln(2/\bar{\gamma})}{2n_t}} \right\} \leq \bar{\gamma}. \quad (33)$$

Denote the event in (33) as  $B_t$ , and  $\mathbb{P}\{B_t\}$  the occurrence probability of  $B_t$ , for  $t = 1, \dots, T$ . By Lemma 7 and the definition of  $e_t^0$ , as in (26), we have

$$|e_t^0| \leq \frac{U}{\alpha_t} \sup_y |\hat{F}_t^0(y) - F_t(y)| \leq \frac{U}{\alpha_t} \sqrt{\frac{\ln(2/\bar{\gamma})}{2n_t}} \quad (34)$$

with probability at least  $1 - \bar{\gamma}$ , for  $t = 1, \dots, T$ . Let  $\gamma = \bar{\gamma}T$ . Then, substituting (34) into  $\tilde{\mathcal{R}}_{12}$ , we obtain

$$\tilde{\mathcal{R}}_{12} \leq \sum_{t=1}^T \frac{dU D_x}{\delta \alpha_t} \sqrt{\frac{\ln(2T/\gamma)}{2n_t}} \leq \frac{cdU D_x \sqrt{\ln(2T/\gamma)}}{\sqrt{2}\delta \alpha_{\min}} T^{1-\frac{a}{2}}. \quad (35)$$

with probability  $1 - \gamma$ , which establishes as  $1 - \mathbb{P}\{\bigcup_{t=1}^T B_t\} \geq 1 - \sum_{t=1}^T \mathbb{P}\{B_t\} \geq 1 - T\bar{\gamma} \geq 1 - \gamma$ . The second inequality of (35) follows from the sampling requirement (5). Furthermore, following the derivation of  $\mathcal{R}_2$ , as in (17)–(19), we have

$$\tilde{\mathcal{R}}_2 \leq \frac{2U \Delta_T V_\alpha}{\alpha_{\min}^2} + \frac{2\Delta_T V_f}{\alpha_{\min}}. \quad (36)$$

Substituting (31), (32), (35), and (36) into (29), we obtain

$$\begin{aligned} \text{DR}_0(T) &\leq (3 + D_x/r)\delta L_0 T + \frac{D_x^2 T}{\eta \Delta_T} + \frac{\eta d^2 U^2 T}{2\delta^2} \\ &\quad + \frac{cdU D_x \sqrt{\ln(2T/\gamma)}}{\sqrt{2}\delta \alpha_{\min}} T^{1-\frac{a}{2}} + \frac{2U \Delta_T V_\alpha}{\alpha_{\min}^2} + \frac{2\Delta_T V_f}{\alpha_{\min}} \end{aligned}$$

with probability  $1 - \gamma$ . To minimize the regret  $\text{DR}_0(T)$ , we select  $\delta = T^{-\frac{a}{4}}(V_\alpha + V_f)^{\frac{1}{5}}$ ,  $\eta = T^{-\frac{3a}{4}}(V_\alpha + V_f)^{\frac{3}{5}}$ , and  $\Delta_T = T^a(V_\alpha + V_f)^{-\frac{4}{5}}$  when  $a \in (0, \frac{4}{5}]$  and  $\delta = T^{-\frac{1}{5}}(V_\alpha + V_f)^{\frac{1}{5}}$ ,  $\eta = T^{-\frac{3}{5}}(V_\alpha + V_f)^{\frac{3}{5}}$ , and  $\Delta_T = T^{\frac{4}{5}}(V_\alpha + V_f)^{-\frac{4}{5}}$  when  $a > \frac{4}{5}$ . Hence,  $\text{DR}_0(T) = \tilde{\mathcal{O}}(T^{1-\frac{a}{4}}(V_\alpha + V_f)^{\frac{1}{5}})$  when  $a \in (0, \frac{4}{5}]$  and  $\text{DR}_0(T) = \tilde{\mathcal{O}}(T^{\frac{4}{5}}(V_\alpha + V_f)^{\frac{1}{5}})$  when  $a > \frac{4}{5}$ , with probability at least  $1 - \gamma$ .  $\square$

Unlike [14], which periodically resets parameters such as the learning rate to handle nonstationarity, we set the learning rate and smoothing parameter as constants. Instead, we partition the time horizon for the purpose of regret analysis only. In this case, by enforcing the sampling requirement over the entire horizon  $T$  rather than on each interval  $\mathcal{T}_j$ , we obtain tighter estimation error bounds (see (16) and (35)) and, consequently, a sharper overall regret bound.

TABLE I  
ORDER OF REGRET

Sampling parameter	First-order	Zeroth-order
$0 < a \leq \frac{2}{3}$	$T^{\frac{2}{3}} V_T^{\frac{1}{3}} + T^{1-\frac{a}{2}}$	$T^{1-\frac{a}{4}} V_T^{\frac{1}{5}}$
$\frac{2}{3} < a \leq \frac{4}{5}$	$T^{\frac{2}{3}} V_T^{\frac{1}{3}}$	$T^{1-\frac{a}{4}} V_T^{\frac{1}{5}}$
$a > \frac{4}{5}$	$T^{\frac{2}{3}} V_T^{\frac{1}{3}}$	$T^{\frac{4}{5}} V_T^{\frac{1}{5}}$

To simplify notation, we denote  $V_T := V_\alpha + V_f$ . The regret bounds of Algorithms 1 and 2 are summarized in Table I. The first-order learning algorithm achieves a tighter regret bound than the zeroth-order counterpart for all  $a > 0$ . This aligns with intuition as first-order methods leverage gradient information to guide the optimization direction and obtain

more accurate updates than zeroth-order methods. However, this improvement is achieved under stronger conditions, as stated in Assumptions 3 and 4.

## V. SIMULATIONS

This section presents a case study based on a parking lot dynamic pricing model [28]. Because parking decisions depend on both price and availability, we adjust prices dynamically in response to real-time demand. The occupancy rate  $r_t \in [0, 1]$  is modeled as

$$r_t = \xi_t + Ax_t, \quad (37)$$

where  $x_t$  is the price,  $A = -0.15$  is the price elasticity estimated from real data [28]. Let random variable  $\xi_t$  follow a uniform distribution  $\mathcal{U} := [0.9, 1.1]$  to capture environmental randomness. A time-varying target occupancy  $r_t^d$  is imposed to maintain parking accessibility, which changes in response to seasonal and pedestrian traffic patterns. We select the horizon as  $T = 500$  and use a piecewise-constant target occupancy:

$$r_t^d = \begin{cases} 0.65 & \text{if } t \in [0, 200] \\ 0.7 & \text{if } t \in (200, 500]. \end{cases} \quad (38)$$

The loss function is given as

$$J_t(x_t, \xi_t) = (\xi_t + Ax_t - r_t^d)^2 + \frac{v}{2}x_t^2,$$

with the regulation parameter  $v = 0.005$ . To mitigate the risk of overcrowding, we minimize the following CVaR-based objective:

$$C_t(x_t) = \text{CVaR}_{\alpha_t}[J_t(x_t, \xi_t)], \quad (39)$$

where the risk level varies consistently with the changing target occupancy rate. Suppose that the decision-maker becomes more conservative as the desired occupancy increases. Then, the corresponding risk level is given by

$$\alpha_t = \begin{cases} 0.5 & \text{if } t \in [0, 200] \\ 0.8 & \text{if } t \in (200, 500]. \end{cases} \quad (40)$$

The parking lot periodically adjusts its prices to monitor occupancy rates, taking into account changes in desired occupancy and risk levels.

Fig. 1 shows the parking prices and the corresponding occupancies generated by the first- and zeroth-order risk-averse learning algorithms (Algorithms 1 and 2). We set the sample number as  $n_t = 8$  for all  $t$ . In the figures below, shaded areas represent  $\pm$  one standard deviation over 20 runs. Fig. 1 demonstrates that the prices and occupancies generated by Algorithms 1 and 2 both converge to the optimal one. Additionally, the prices and the occupancies generated by Algorithm 1 track desired values faster than Algorithm 2. Fig. 2 shows the CVaR values and the dynamic regret  $\text{DR}(t)$  of Algorithms 1 and 2 under the changing desired occupancy (38) and risk level (40), respectively. The first-order risk-averse learning algorithm outperforms the zeroth-order algorithm by achieving smaller CVaR values and a lower regret. Moreover, it can be observed from Figs. 1–2 that Algorithm 1 exhibits lower variance in its outcomes compared to Algorithm 2, demonstrating the stabilizing effect of gradient information.

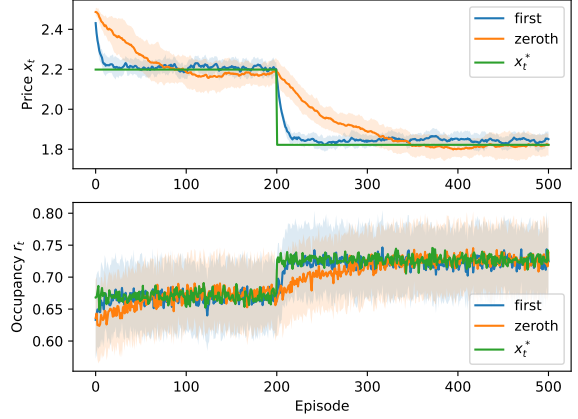


Fig. 1. Top: The parking prices generated by the first-order learning algorithm (Algorithm 1), the zeroth-order learning algorithm (Algorithm 2), and the brute-force optimal price  $x_t^*$ , under the desired occupancy (38) and risk level (40). Bottom: The resulting occupancies for each price trajectory.

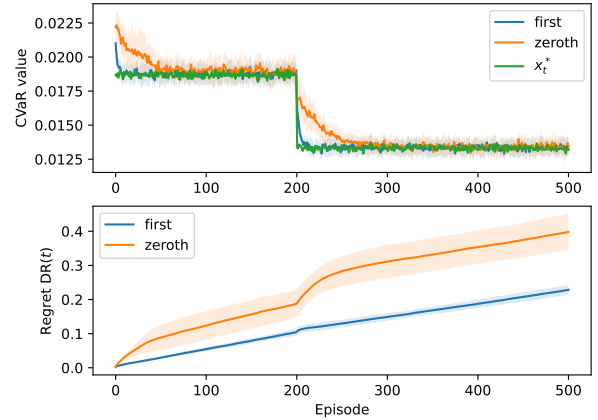


Fig. 2. Top: The CVaR values under the price generated by the first-order algorithm (Algorithm 1), by the zeroth-order algorithm (Algorithm 2), and the brutal-force optimal price  $x_t^*$ , under the desired occupancy (38) and the risk level (40). Bottom: The corresponding dynamic regret.

We next consider a case with stronger fluctuations, where the target occupancy and risk level vary sinusoidally:  $r_t^d = 0.7 + 0.05 \cos(2\pi t/T)$  and  $\alpha_t = 0.5 + 0.3 \cos(2\pi t/T)$ . Fig. 3 depicts the parking prices, occupancy rates, and dynamic regret  $\text{DR}(t)$  produced by Algorithms 1 and 2. The results show that, under more pronounced environmental variation, the first-order algorithm still achieves faster convergence and lower regret than its zeroth-order counterpart.

To evaluate Algorithm 1 under different function variations, we consider the desired occupancy rate as a piecewise constant function:

$$r_t^d = \begin{cases} 0.65 & \text{if } \left\lfloor \frac{2^m t}{T} \right\rfloor \text{ is even} \\ 0.7 & \text{otherwise,} \end{cases}$$

where  $m \in \{1, 2, 3\}$  controls the number of switches of  $r_t^d$



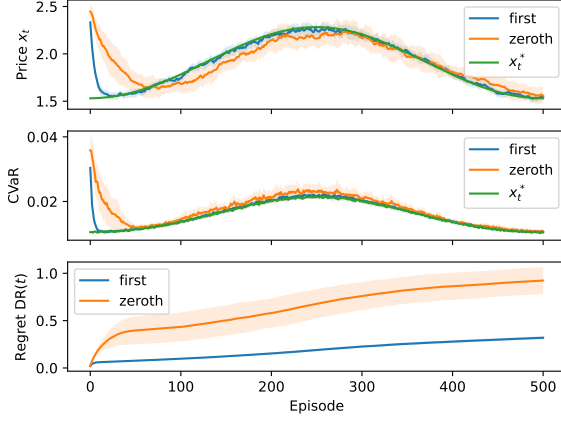


Fig. 3. From top to bottom: the parking prices generated by the first-order algorithm (Algorithm 1), the zeroth-order algorithm (Algorithm 2), and the brute-force optimal price  $x_t^*$ , under the target occupancy  $r_t^d = 0.7 + 0.05 \cos(2\pi t/500)$  and the risk level  $\alpha_t = 0.5 + 0.3 \cos(2\pi t/500)$ ; the corresponding occupancies under each price trajectory; and the resulting dynamic regret.

within the horizon  $T$ , corresponding to the function variation  $V_f^1$ ,  $V_f^2$ , and  $V_f^3$ , respectively. By Definition 1, we have that  $V_f^1 \leq V_f^2 \leq V_f^3$ . The risk level is fixed as  $\alpha_t = 0.5$ . For each scenario, the learning rate is tuned to achieve optimal performance, and the results are compared with the optimal price obtained via brute-force search. Fig. 4 shows that Algorithm 1 quickly tracks the optimal price under function variations  $V_f^1$ ,  $V_f^2$ , and  $V_f^3$ . Additionally, dynamic regret grows as the function variation increases, which aligns with Theorem 1.

To evaluate Algorithm 1 under different risk-level variations, we consider the risk level as a piecewise constant function:

$$\alpha_t = \begin{cases} 0.1 & \text{if } \left\lfloor \frac{2^m t}{T} \right\rfloor \text{ is even} \\ 0.8 & \text{otherwise,} \end{cases}$$

where  $m \in \{1, 2, 3\}$  controls the number of switches of  $\alpha_t$  within the horizon  $T$ , corresponding to  $V_\alpha^1$ ,  $V_\alpha^2$ , and  $V_\alpha^3$ , respectively. By Definition 2, we have that  $V_\alpha^1 \leq V_\alpha^2 \leq V_\alpha^3$ . The desired occupancy is fixed as  $r_t^d = 0.7$ . For each scenario, the learning rate is tuned to maximize performance, and the results are compared with the optimal price obtained via brute-force search. Fig. 5 shows that Algorithm 1 closely tracks the optimal price under risk-level variations  $V_\alpha^1$ ,  $V_\alpha^2$ , and  $V_\alpha^3$ . Furthermore, dynamic regret increases with the risk-level variation, which aligns with Theorem 1. Additionally, Fig. 6 presents the performance of Algorithm 1 with sample sizes  $n_t = \{1, 4, 16\}$  for all  $t$ . The results show that prices converge faster with more samples, and both CVaR values and dynamic regret decrease as the sample size increases.

Moreover, we compare Algorithm 1 against three benchmarks: (1) a first-order learning algorithm that ignores function variation; (2) a first-order learning algorithm that ignores risk-level variation; and (3) a static scheme employing a single optimal static price. The learning rate for each benchmark is tuned separately to achieve optimal performance. For reference, we

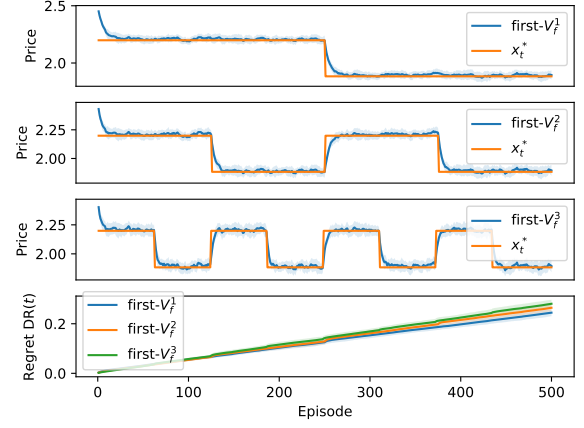


Fig. 4. From top to bottom: the prices generated by Algorithm 1 and the brutal-force optimal prices  $x_t^*$ , under the function variations  $V_f^1$ ,  $V_f^2$  and  $V_f^3$ , respectively; and the resulting dynamic regret.

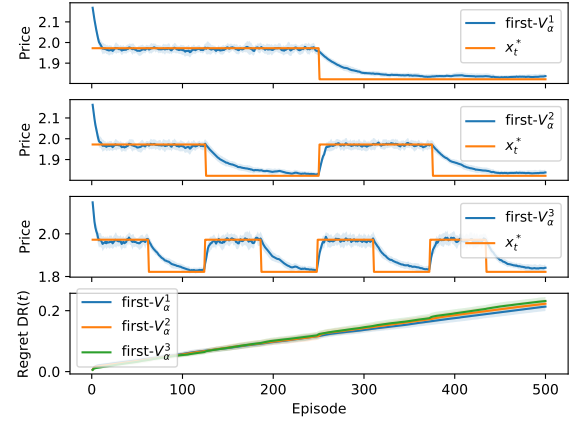


Fig. 5. From top to bottom: the prices generated by Algorithm 1 and the brutal-force optimal prices  $x_t^*$ , under the risk-level variations  $V_\alpha^1$ ,  $V_\alpha^2$  and  $V_\alpha^3$ , respectively; and the resulting dynamic regret.

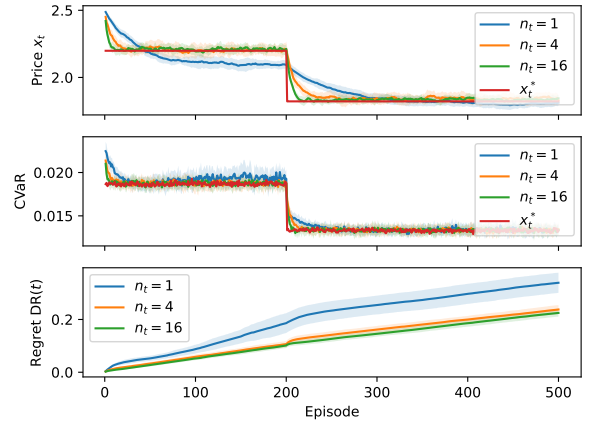


Fig. 6. From top to bottom: the prices generated by Algorithm 1 with sample strategies  $n_t = \{1, 4, 16\}$  and the brutal-force optimal price  $x_t^*$ ; the corresponding CVaR values and the dynamic regret.

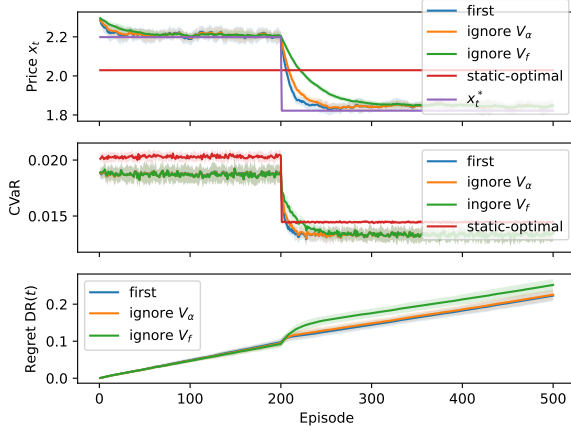


Fig. 7. From top to bottom: the prices generated by Algorithm 1, an algorithm that ignores the risk-level variations, an algorithm that ignores the function variations, along with the optimal static price and the optimal dynamic price  $x_t^*$  obtained via brute-force search; the corresponding CVaR values; and the resulting dynamic regret.

include the optimal dynamic price obtained through a brute-force search. Fig. 7 demonstrate that Algorithm 1 consistently outperforms all benchmarks by achieving faster convergence, lower CVaR, and reduced dynamic regret.

## VI. CONCLUSION

This paper studied risk-averse online learning with dynamic cost functions and time-varying risk levels. We developed first- and zeroth-order optimization algorithms that estimate CVaR gradients from a limited number of samples. To capture the impact of environmental and risk dynamics, we adopted a function-variation measure and introduced a new metric for risk-level variation. Dynamic regret bounds for both methods are explicitly characterized in terms of function variation, risk-level variation, and the sampling budget. The results demonstrate the adaptability of the algorithms in non-stationary and adaptive risk-level settings. Moreover, the first-order algorithm achieves a tighter regret bound than the zeroth-order counterpart, confirming the benefit of gradient information. Future work will extend this framework to risk-averse games, specifically investigating the existence of the dynamic Nash equilibria under heterogeneous and time-varying risk preferences.

## APPENDIX

**Lemma 8.** [16] Consider the function  $f_t(x) : \mathcal{X} \rightarrow \mathbb{R}$ , define the function sequences over iteration horizon  $T$  as  $\{f_t(x_t)\}_{t=1}^T$ , we have that

$$\sum_{j=1}^s \sum_{t \in \mathcal{T}_j} (f_t(\tilde{x}_j^*) - f_t(x_t^*)) \leq 2\Delta_T \sum_{t=2}^T \sup_{x \in \mathcal{X}} |f_t(x) - f_{t-1}(x)|,$$

where  $\tilde{x}_j^* = \min_{x \in \mathcal{X}} \sum_{t \in \mathcal{T}_j} f_t(x)$  and  $x_t^* = \min_{x \in \mathcal{X}} f_t(x)$ .

*Proof of Lemma 3.* The proof of the CVaR gradient estimation error bound builds upon the approach presented in [12]. The

concentration inequality (11) follows from [29]. Let  $\bar{\gamma} = 2e^{-2n_t\epsilon^2\bar{p}^2}$  in (11), we have

$$\mathbb{P}\left\{|\nu_t - \nu_t^*| > \frac{\sqrt{\ln(2/\bar{\gamma})}}{\bar{p}\sqrt{2n_t}}\right\} \leq \bar{\gamma}. \quad (41)$$

Denote the event in (41) as  $A_t$ , and  $\mathbb{P}\{A_t\}$  the occurrence probability of  $A_t$ , for  $t = 1, \dots, T$ .

Denote  $\nu_m = \min\{\nu_t, \nu_t^*\}$ , and  $\nu_M = \max\{\nu_t, \nu_t^*\}$ . We obtain

$$\begin{aligned} e_t^1 &= \nabla_x H_t(x_t, \nu_t) - \nabla_x C_t(x_t) \\ &= \mathbb{E} \left[ \frac{1}{\alpha_t} \mathbf{1}\{J_t(x_t, \xi) \geq \nu_t\} \nabla_x J_t(x_t, \xi) \right] \\ &\quad - \mathbb{E} \left[ \frac{1}{\alpha_t} \mathbf{1}\{J_t(x_t, \xi) \geq \nu_t^*\} \nabla_x J_t(x_t, \xi) \right] \\ &= \mathbb{E} \left[ \frac{1}{\alpha_t} \text{sgn}(\nu_t - \nu_t^*) \mathbf{1}\{\nu_m \leq J_t(x_t, \xi) \leq \nu_M\} \nabla_x J_t(x_t, \xi) \right]. \end{aligned}$$

Since  $\|\mathbb{E}[XY]\| \leq \mathbb{E}[\|X\| \|Y\|]$  holds for random variables  $X, Y$ , we have

$$\begin{aligned} \|e_t^1\| &\leq \frac{G}{\alpha_t} \mathbb{E}[\mathbf{1}\{\nu_m \leq J_t(x_t, \xi) \leq \nu_M\}] \\ &= \frac{G}{\alpha_t} (F_t(\nu_M) - F_t(\nu_m)) \leq \frac{GL_g}{\alpha_t} |\nu_t - \nu_t^*| \\ &\leq \frac{GL_g \sqrt{\ln(2T/\gamma)}}{\alpha_t \bar{p} \sqrt{2n_t}}, \end{aligned} \quad (42)$$

for  $t = 1, \dots, T$  with probability  $1 - \gamma$ , which establishes  $1 - \mathbb{P}\{\bigcup_{t=1}^T A_t\} \geq 1 - \sum_{t=1}^T \mathbb{P}\{A_t\} \geq 1 - T\frac{\gamma}{T} \geq 1 - \gamma$ . In (42), the first inequality follows from  $\|\nabla_x J_t(x_t, \xi)\| \leq G$ , as in Assumption 3. The second inequality follows from  $F_t(\cdot)$  is  $L_g$ -Lipschitz, as in Assumption 4, and the last inequality follows from (41).  $\square$

*Proof of Lemma 4:* Define the augmented functions

$$\begin{aligned} L_{\alpha_1}(v) &= v + \frac{1}{\alpha_1} \mathbb{E}_{X \sim \mathcal{D}_x} [J(X) - v]_+, \\ L_{\alpha_2}(v) &= v + \frac{1}{\alpha_2} \mathbb{E}_{X \sim \mathcal{D}_x} [J(X) - v]_+. \end{aligned}$$

As shown in [7], we have

$$\text{CVaR}_{\alpha_1}[J(X)] = \min_v L_{\alpha_1}(v), \quad \text{CVaR}_{\alpha_2}[J(X)] = \min_v L_{\alpha_2}(v).$$

Let  $v_{\alpha_1} = \arg\min_v L_{\alpha_1}(v)$  and  $v_{\alpha_2} = \arg\min_v L_{\alpha_2}(v)$ . Then, we have

$$L_{\alpha_1}(v_{\alpha_1}) = \text{CVaR}_{\alpha_1}[J(X)], \quad L_{\alpha_2}(v_{\alpha_2}) = \text{CVaR}_{\alpha_2}[J(X)].$$

Furthermore, we have

$$\begin{aligned} &\text{CVaR}_{\alpha_1}[J(X)] - \text{CVaR}_{\alpha_2}[J(X)] \\ &= L_{\alpha_1}(v_{\alpha_1}) - L_{\alpha_2}(v_{\alpha_2}) \\ &\leq L_{\alpha_1}(v_{\alpha_2}) - L_{\alpha_2}(v_{\alpha_2}) \\ &= v_{\alpha_2} + \frac{1}{\alpha_1} \mathbb{E}_{X \sim \mathcal{D}_x} [J(X) - v_{\alpha_2}]_+ \\ &\quad - v_{\alpha_2} - \frac{1}{\alpha_2} \mathbb{E}_{X \sim \mathcal{D}_x} [J(X) - v_{\alpha_2}]_+ \\ &= \left| \frac{1}{\alpha_1} - \frac{1}{\alpha_2} \right| \mathbb{E}_{X \sim \mathcal{D}_x} [J(X) - v_{\alpha_2}]_+ \leq \left| \frac{1}{\alpha_1} - \frac{1}{\alpha_2} \right| U, \end{aligned}$$

where the first inequality follows from  $v_{\alpha_1} = \operatorname{argmin}_v L_{\alpha_1}(v)$  and  $L_{\alpha_1}(v_{\alpha_1}) \leq L_{\alpha_1}(v_{\alpha_2})$ , and the second inequality from  $|J(\cdot)| \leq U$ .  $\square$

*Proof of Lemma 5:* Define the augmented functions

$$\begin{aligned} L_1(v) &= v + \frac{1}{\alpha} \mathbb{E}_{X \sim \mathcal{D}_x} [J_1(X) - v]_+, \\ L_2(v) &= v + \frac{1}{\alpha} \mathbb{E}_{X \sim \mathcal{D}_x} [J_2(X) - v]_+. \end{aligned}$$

As shown in [7], we have

$$\operatorname{CVaR}_\alpha[J_1(X)] = \min_v L_1(v), \quad \operatorname{CVaR}_\alpha[J_2(X)] = \min_v L_2(v).$$

Let  $v_1 = \operatorname{argmin}_v L_1(v)$  and  $v_2 = \operatorname{argmin}_v L_2(v)$ . Then, we have

$$L_1(v_1) = \operatorname{CVaR}_\alpha[J_1(X)], \quad L_2(v_2) = \operatorname{CVaR}_\alpha[J_2(X)].$$

Furthermore, we have

$$\begin{aligned} & \operatorname{CVaR}_\alpha[J_1(X)] - \operatorname{CVaR}_\alpha[J_2(X)] \\ &= L_1(v_1) - L_2(v_2) \leq L_1(v_2) - L_2(v_2) \\ &= v_2 + \frac{1}{\alpha} \mathbb{E}_{X \sim \mathcal{D}_x} [J_1(X) - v_2]_+ \\ & \quad - v_2 - \frac{1}{\alpha} \mathbb{E}_{X \sim \mathcal{D}_x} [J_2(X) - v_2]_+ \\ &= \frac{1}{\alpha} \left( \mathbb{E}_{X \sim \mathcal{D}_x} [J_1(X) - v_2]_+ - \mathbb{E}_{X \sim \mathcal{D}_x} [J_2(X) - v_2]_+ \right) \\ &\leq \frac{1}{\alpha} \mathbb{E}_{X \sim \mathcal{D}_x} [(J_1(X) - J_2(X))_+] \\ &\leq \frac{1}{\alpha} \mathbb{E}_{X \sim \mathcal{D}_x} [|J_1(X) - J_2(X)|], \end{aligned}$$

where the first inequality follows from  $v_1 = \operatorname{argmin}_v L_1(v)$  and  $L_1(v_1) \leq L_1(v_2)$ , the second inequality from  $a_+ - b_+ \leq [a - b]_+$ , and the last inequality from the 1-Lipschitz property of  $[\cdot]_+$ . A similar result appears in [30]. However, we extend their analysis by relaxing the convexity assumption.  $\square$

- [1] E. Hazan, *Introduction to Online Convex Optimization*. Now Publishers, 2016.
- [2] S. Shalev-Shwartz, "Online learning and online convex optimization," *Foundations and Trends in Machine Learning*, vol. 4, no. 2, pp. 107–194, 2012.
- [3] B. Li and S. C. Hoi, "Online portfolio selection: A survey," *ACM Computing Surveys*, vol. 46, no. 3, pp. 1–36, 2014.
- [4] T. Chen, Q. Ling, and G. B. Giannakis, "An online convex optimization approach to proactive network resource allocation," *IEEE Transactions on Signal Processing*, vol. 65, no. 24, pp. 6350–6364, 2017.
- [5] M. Zinkevich, "Online convex programming and generalized infinitesimal gradient ascent," in *Proceedings of the 20th International Conference on Machine Learning*, pp. 928–936, 2003.
- [6] N. Larsen, H. Mausser, and S. Uryasev, "Algorithms for optimization of value-at-risk," in *Financial Engineering, E-Commerce and Supply Chain*, pp. 19–46, Springer, 2002.
- [7] R. T. Rockafellar and S. Uryasev, "Optimization of conditional value-at-risk," *The Journal of Risk*, vol. 2, no. 1, pp. 21–42, 2000.
- [8] M. Kishida and A. Cetinkaya, "Risk-aware linear quadratic control using conditional value-at-risk," *IEEE Transactions on Automatic Control*, vol. 68, no. 1, pp. 416–423, 2022.
- [9] M. P. Chapman, M. Fauß, and K. M. Smith, "On optimizing the conditional value-at-risk of a maximum cost for risk-averse safety analysis," *IEEE Transactions on Automatic Control*, vol. 68, no. 6, pp. 3720–3727, 2022.
- [10] J. L. Hong and G. Liu, "Simulating sensitivities of conditional value at risk," *Management Science*, vol. 55, no. 2, pp. 281–293, 2009.
- [11] D. S. Kalogerias, "Fast and stable convergence of online sgd for cvar-based risk-aware learning," in *Proceedings of the IEEE International Conference on Acoustics, Speech and Signal Processing*, pp. 6007–6011, IEEE, 2022.
- [12] Z. Wang, Y. Shen, M. M. Zavlanos, and K. H. Johansson, "Learning of nash equilibria in risk-averse games," in *Proceedings of the American Control Conference*, pp. 3270–3275, 2024.
- [13] A. Rivera-Cardoso and H. Xu, "Risk-averse stochastic convex bandit," in *Proceedings of the International Conference on Artificial Intelligence and Statistics*, pp. 39–47, 2019.
- [14] S. Wang, Z. Wang, X. Yi, M. M. Zavlanos, K. H. Johansson, and S. Hirche, "Risk-averse learning with non-stationary distributions," *arXiv preprint arXiv:2404.02988*, 2024.
- [15] D. P. Helmbold, R. E. Schapire, Y. Singer, and M. K. Warmuth, "On-line portfolio selection using multiplicative updates," *Mathematical Finance*, vol. 8, no. 4, pp. 325–347, 1998.
- [16] O. Besbes, Y. Gur, and A. Zeevi, "Non-stationary stochastic optimization," *Operations Research*, vol. 63, no. 5, pp. 1227–1244, 2015.
- [17] X. Cao, J. Zhang, and H. V. Poor, "Online stochastic optimization with time-varying distributions," *IEEE Transactions on Automatic Control*, vol. 66, no. 4, pp. 1840–1847, 2020.
- [18] Y.-M. Pun, F. Farokhi, and I. Shames, "Distributionally time-varying online stochastic optimization under Polyak-Łojasiewicz condition with application in conditional value-at-risk statistical learning," *arXiv preprint arXiv:2309.09411*, 2023.
- [19] X. Cao and K. J. R. Liu, "Online convex optimization with time-varying constraints and bandit feedback," *IEEE Transactions on Automatic Control*, vol. 64, no. 7, pp. 2665–2680, 2018.
- [20] V. Borkar and R. Jain, "Risk-constrained Markov decision processes," *IEEE Transactions on Automatic Control*, vol. 59, no. 9, pp. 2574–2579, 2014.
- [21] E. Anderson, H. Xu, and D. Zhang, "Varying confidence levels for cvar risk measures and minimax limits," *Mathematical Programming*, vol. 180, no. 1, pp. 327–370, 2020.
- [22] K. Nakagawa, S. Noma, and M. Abe, "Rm-cvar: Regularized multiple  $\beta$ -cvar portfolio," in *Proceedings of the International Joint Conference on Artificial Intelligence*, pp. 4562–4568, 2021.
- [23] H. Zhu, J. Hale, and E. Zhou, "Simulation optimization of risk measures with adaptive risk levels," *Journal of Global Optimization*, vol. 70, no. 4, pp. 783–809, 2018.
- [24] W. Ba, T. Lin, J. Zhang, and Z. Zhou, "Doubly optimal no-regret online learning in strongly monotone games with bandit feedback," *Operations Research*, 2025.
- [25] A. D. Flaxman, A. T. Kalai, and H. B. McMahan, "Online convex optimization in the bandit setting: gradient descent without a gradient," *arXiv preprint cs/0408007*, 2004.
- [26] Z. Wang, Y. Shen, Z. I. Bell, S. Nivison, M. M. Zavlanos, and K. H. Johansson, "A zeroth-order momentum method for risk-averse online convex games," in *Proceedings of the IEEE Conference on Decision and Control*, pp. 5179–5184, 2022.
- [27] A. Dvoretzky, J. Kiefer, and J. Wolfowitz, "Asymptotic minimax character of the sample distribution function and of the classical multinomial estimator," *Annals of Mathematical Statistics*, vol. 27, pp. 642–669, 1956.
- [28] M. Ray, L. J. Ratliff, D. Drusvyatskiy, and M. Fazel, "Decision-dependent risk minimization in geometrically decaying dynamic environments," in *Proceedings of the AAAI Conference on Artificial Intelligence*, pp. 8081–8088, 2022.
- [29] J. Shao, *Mathematical Statistics*. New York: Springer, 1999.
- [30] A. Pichler, "A quantitative comparison of risk measures," *Annals of Operations Research*, vol. 254, no. 1, pp. 251–275, 2017.