

Prompt engineering does not universally improve Large Language Model performance across clinical decision-making tasks

Mengdi Chai ^{1,2} and Ali R. Zomorodi ^{2,3,4*}

¹ Department of Biostatistics, Harvard School of Public Health, Boston, MA

² Mucosal Immunology and Biology Research Center, Department of Pediatrics, Massachusetts General Hospital, Boston, MA

³ Harvard Medical School

⁴ Broad Institute of MIT and Harvard

*Corresponding author

E-mail: azommorodi@mgh.harvard.edu

Abstract

Large Language Models (LLMs) have demonstrated promise in medical knowledge assessments, yet their practical utility in real-world clinical decision-making remains underexplored. In this study, we evaluated the performance of three state-of-the-art LLMs—ChatGPT-4o, Gemini 1.5 Pro, and Llama 3.3 70B—in clinical decision support across the entire clinical reasoning workflow of a typical patient encounter. Using 36 case studies, we first assessed LLM’s out-of-the-box performance across five key sequential clinical decision-making tasks under two temperature settings (default vs. zero): differential diagnosis, essential immediate steps, relevant diagnostic testing, final diagnosis, and treatment recommendation. All models showed high variability by task, achieving near-perfect accuracy in final diagnosis, poor performance in relevant diagnostic testing, and moderate performance in remaining tasks. Furthermore, ChatGPT performed better under the zero temperature, whereas Llama showed stronger performance under the default temperature. Next, we assessed whether prompt engineering could enhance LLM performance by applying variations of the MedPrompt framework, incorporating targeted and random dynamic few-shot learning. The results demonstrate that prompt engineering is not a one-size-fit-all solution. While it significantly improved the performance on the task with lowest baseline accuracy (relevant diagnostic testing), it was counterproductive for others. Another key finding was that the targeted dynamic few-shot prompting did not consistently outperform random selection, indicating that the presumed benefits of closely matched examples may be counterbalanced by loss of broader contextual diversity. These findings suggest that the impact of prompt engineering is highly model and task-dependent, highlighting the need for tailored, context-aware strategies for integrating LLMs into healthcare.

Keywords: Clinical decision-making; Large Language Models; Prompt engineering; AI in healthcare

Introduction

Clinical decision-making is recognized as a cognitively demanding process in safe and effective patient care. Yet diagnostic and therapeutic errors remain alarmingly prevalent: approximately 795,000 Americans suffer permanent disability or death annually across healthcare systems due to misdiagnosed conditions ¹. Such failures may arise from time pressures, the overwhelming volume of information clinicians must process in real time, clinicians' overconfidence, or miscommunication ^{2,3}. General-purpose LLMs have emerged as a potentially transformative paradigm that can help mitigate these challenges by augmenting provider judgment. Trained on vast corpora of text and fine-tuned through methods such as reinforcement learning from human feedback (RLHF), these models have demonstrated prominent capabilities in understanding and generating natural language ⁴. LLMs have also exhibited emergent behaviors such as in-context learning and compositional reasoning that extend well beyond mere memorization and both traditional and modern Computerized Clinical Decision Support Systems (CDS) ⁵⁻⁷. These properties make them uniquely suited to the inherently ambiguous and multifaceted nature of clinical decision-making, where structured reasoning must frequently be applied under conditions of uncertainty.

Recent studies have highlighted this potential by documenting the strong performance of LLMs on standardized medical knowledge assessment tests. Models such as OpenAI's GPT-4 ⁸, Meta's Llama⁹, and Google's Gemini ¹⁰ have achieved expert-level accuracy on benchmarks including the United States Medical Licensing Examination (USMLE) and MedQA, in some cases matching or surpassing the performance of trained physicians in multiple-choice testing environments ^{11,12}. These findings indicate the breadth of medical knowledge encoded within modern LLMs.

Prompt engineering has been recognized as a means of refining LLM behavior. Structured prompting strategies—such as chain-of-thought (CoT) reasoning and few-shot prompting—have been shown to enhance accuracy, reduce hallucinations, and improve logical coherence in both medical and non-medical tasks^{13,14}. Notably, the MedPrompt framework has demonstrated promising results in complex medical exam settings by dynamically selecting CoT exemplars and applying ensembling techniques ¹⁵. These methods represent a model-agnostic, low-cost strategy for improving reasoning without additional training.

However, success on knowledge-based examinations does not equate to proficiency in real-world clinical reasoning. Effective decision-making at the bedside requires the integration of patient-specific data, prioritization under uncertainty, and the timing and arrangement of diagnostic test and therapeutic interventions—skills that are highly context-dependent, temporally sensitive, and not amenable to factual recall ¹⁶⁻¹⁹. Thus,

while strong exam performance represents a notable milestone, it is insufficient to establish clinical safety or utility. Most evaluations of prompt engineering to date remain confined to these standard medical benchmarks and a narrow range of tasks, focusing primarily on differential or final diagnoses. Moreover, approaches such as MedPrompt have been tested almost exclusively on OpenAI models like ChatGPT¹⁵, and while these methods are model agnostic, their generalizability to other LLM architectures has not been explored. This underscores the pressing need for systematic, task-level evaluations that assess how different prompting strategies influence LLM performance across the full spectrum of clinical workflow.

In this study, we aimed to address this gap by systematically evaluating the performance of three state-of-the-art LLMs—ChatGPT-4o, Llama 3.3 70B, and Gemini 1.5 Pro—across all key stages of clinical reasoning using both baseline prompting and prompt engineering approaches. Through this analysis, we sought to elucidate the strengths and limitations of LLMs in clinical reasoning and to explore where prompt engineering can enhance their performance in complex healthcare scenarios.

Results

A total of 36 publicly available clinical cases were extracted from the Merck Sharpe & Dohme (MSD) Clinical Manual, also known as the MSD Manual²⁰. These clinical vignettes are designed to reflect real-world clinical scenarios that healthcare professionals commonly encounter and involve a structured clinical reasoning workflow that begins with patient's history of present and past illness (HPI), review of systems (ROS), and physical examination (PE); it then proceeds through five sequential decision-making tasks: differential diagnosis, essential immediate steps, relevant diagnostic testing, final diagnosis, and treatment recommendations (**Figure 1**). For each decision-making task, LLMs were provided with progressively richer clinical input: initially, HPI, ROS, and PE for differential diagnosis; subsequently, HPI, ROS, and PE along with the ground truth for differential diagnosis (available from clinical vignettes) for essential immediate steps; then, all prior information plus ground truth for essential immediate steps for relevant diagnostic testing; and so forth for each subsequent task. This ensured the model had access to all pertinent context as it moved through the clinical reasoning sequence. We evaluated model performance on each of the five clinical reasoning tasks with this information presented to them using both baseline prompting (without engineering) and prompts enhanced by engineering strategies.

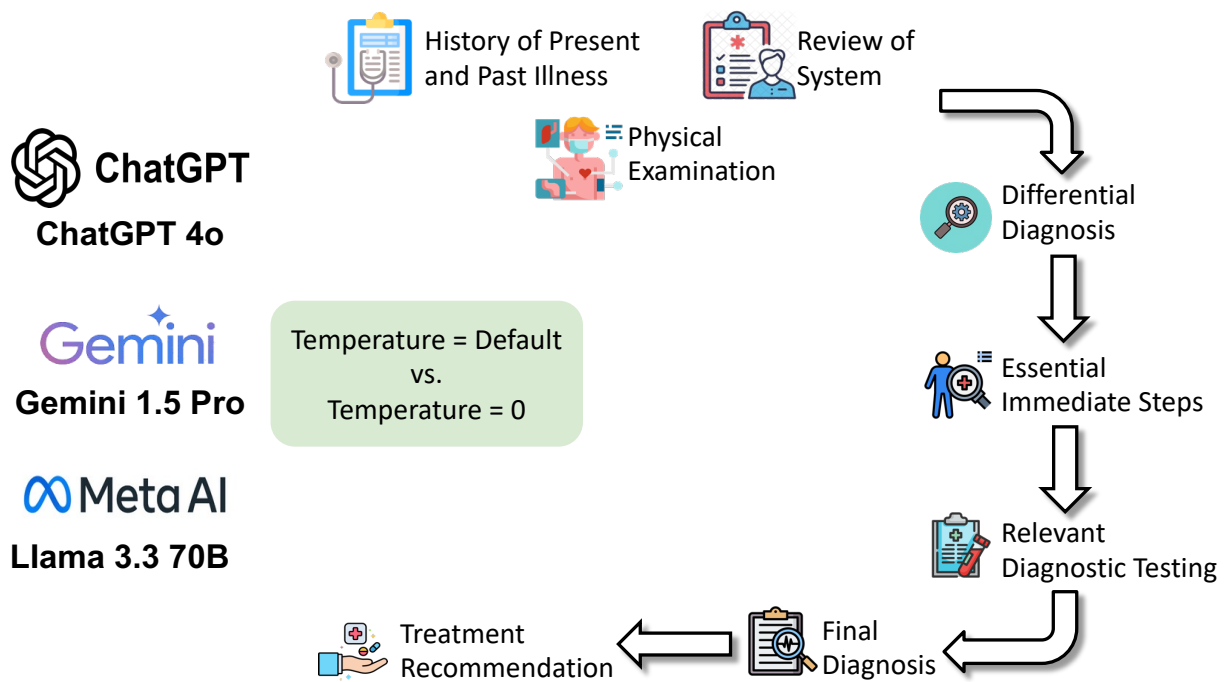


Figure 1. Workflow for assessing LLM performance across diverse clinical decision-making tasks. For each task, the HPI, ROS, and PE results, the ground truth answers from all previous tasks, and the current set of answer choices relevant to the task were provided as inputs to the LLM.

Evaluating out-of-the-box LLM performance across clinical decision-making workflow and different temperature settings

We first aimed to comprehensively characterize the out-of-the-box performance of leading LLMs, ChatGPT-4o (Open AI), Gemini 1.5 Pro (Google), and Llama 3.3 70B (Meta), across the entire clinical reasoning workflow and default vs. zero temperature settings. To this end, we evaluated each LLM's clinical reasoning accuracy on the full set of 36 clinical vignettes from the MSD database using basic prompting. For each reasoning task, relevant patient information was presented to the models without additional prompt engineering strategies to observe how each model processed and responded to standard clinical input in a straightforward manner. We also investigated whether the performance may differ between the default temperature for each model and zero temperature settings. Each clinical reasoning task involves multiple answer options and more than one may be correct. Model accuracy is calculated as the percentage of correct selections by the model among the total correct options. For instance, if a differential diagnosis question presents 10 possible conditions and 6 are correct (i.e., 6 cannot be excluded based on the presented patient information), and the model identifies 4 of these, its accuracy for that vignette is 4/6 (66.7%). All evaluations for each clinical vignette, every clinical task, and under each

temperature setting were conducted three times to capture variability in LLMs responses. The accuracy for each vignette was calculated as the average of these three repeated trials and the overall model performance for each decision-making task was then determined by averaging the mean accuracies across all clinical vignettes. The findings of this analysis are summarized in **Figure 2**, with LLM accuracy for individual cases at default and zero temperature settings are provided in **Supplementary File 1**.

Differential Diagnosis: For each of the 36 clinical vignettes, the LLMs were provided with the HPI, ROS, and PE results, along with a list of potential conditions for differential diagnosis question. The models were then tasked with identifying which of the presented conditions could not be excluded based on the available patient information. The best performance was delivered by Llama 3.3 70B and ChatGPT 4o both at default temperature setting, with accuracies of 71.6% and 71.0%, respectively. Gemini 1.5 Pro exhibited the lowest accuracy at 61.9% as its best performance achieved at zero temperature (**Figure 2**).

Essential Immediate Steps: In this task, each LLM was provided with the HPI, ROS, and PE, as well as the ground truth for the differential diagnosis, together with essential immediate step questions. The models were prompted to select which actions were essential to take immediately. Out of the 36 clinical vignettes, 12 included this task. Llama 3.3 70B demonstrated the highest accuracy for this task, achieving 77.5% at default temperature and a comparable accuracy of 77.3% at zero temperature. This outperformed both ChatGPT 4o and Gemini 1.5 Pro at both zero (72.0% for ChatGPT 4o and 70.2% for Gemini 1.5 Pro) and default (68.9% for ChatGPT 4o and 70.8% for Gemini 1.5 Pro) temperature settings (**Figure 2**).

Relevant Diagnostic Testing: For this task, each LLM was provided with the HPI, ROS, and PE results, as well as the ground truth for prior clinical tasks (differential diagnosis and essential immediate steps), along with a list of possible relevant diagnostic testing. The models were then prompted to identify which tests were the most appropriate initial diagnostic studies to guide final diagnosis and treatment. Of the 36 clinical vignettes, 21 included this task. All models performed poorly on this task with Llama 3.3 70B once again achieving the highest accuracy, scoring 50.8% at default temperature and a comparable performance (50.2%) at zero temperature. Gemini 1.5 Pro followed, with accuracies of 48.1% at zero temperature, while ChatGPT 4o recorded the lowest score, achieving 39.4% accuracy at zero temperature as its highest performance (**Figure 2**).

Final Diagnosis: Here, the LLMs were provided with the HPI, ROS, and PE results, the ground truth for all prior reasoning steps (differential diagnosis, essential immediate steps, and relevant diagnostic testing), the results of diagnostic tests, and a list of choices for final diagnosis. Each model was then tasked to identify which of the presented conditions

represented the most likely final diagnosis for the patient. Of the 36 clinical vignettes, 33 included this task. All three LLMs performed strongly on this task: ChatGPT 4o achieved a near-perfect accuracy of 98.4% at zero temperature, with Gemini 1.5 Pro and Llama 3.3 70B following closely both with an accuracy of 96.8% (**Figure 2**).

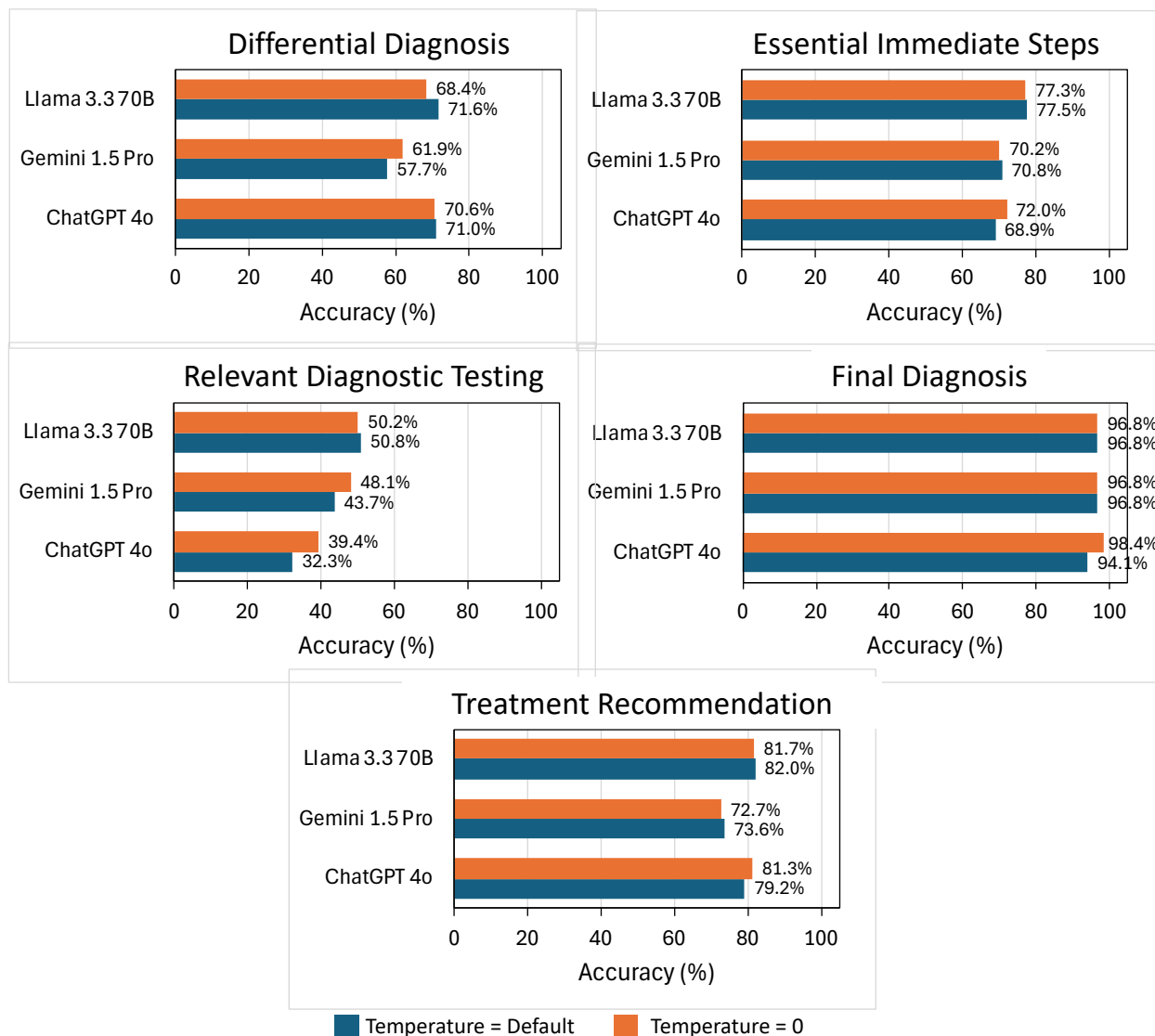


Figure 2. Evaluation of the three LLMs' performance under default and zero temperature settings using baseline prompting. Each bar indicates the average accuracy achieved for each clinical decision-making task across all available clinical vignettes.

Treatment Recommendation: For this task, all patient information, the ground truth from all previous clinical tasks, diagnostic test results, and a list of treatment options were presented to the models. Each model was then prompted to identify which treatment options were most appropriate for the patients based on their final diagnosis. Of the 36 clinical vignettes, 32 included this task. For this task, Llama 3.3 70B again demonstrated

the strongest performance, with accuracies of 82% at default temperature and a comparable accuracy of 81.7% at zero temperature. ChatGPT 4o followed with accuracies of 81.3% at zero temperature, while Gemini 1.5 Pro achieved an accuracy of 73.6% at default temperatures (**Figure 2**).

Effect of temperature on LLM clinical reasoning accuracy: Although slight differences were observed in LLM performance between the default and zero temperature settings across all five clinical reasoning tasks and for all three models (**Figure 2**), statistical analysis confirmed that none of the observed differences in model accuracy between temperature settings were statistically significant (paired Mann-Whitney U, $p < 0.05$; **Supplementary Figure 1**).

Evaluating the impact of prompt engineering strategies on LLM performance across clinical decision-making tasks

Following our baseline evaluation, we sought to determine whether prompt engineering could further enhance the clinical reasoning capabilities of the LLMs. To this end, we leveraged prompt engineering strategies from MedPrompt¹⁵, a structured framework designed to optimize model performance by integrating self-generated chain-of-thought (CoT) reasoning with dynamic few-shot learning and answer choice shuffling ensemble. Self-generated CoT and choice shuffling ensemble approaches were the same as in MedPrompt¹⁵. For dynamic few-shot learning, we explored two different example selection approaches. The first utilized a targeted dynamic few-shot selection scheme based on the K nearest neighbors (KNN), where K examples are chosen based on their semantic similarity to the test question, as originally proposed in MedPrompt¹⁵. The second approach substituted this with random dynamic few-shot selection, where K exemplars were chosen at random from the training set (**Figure 3**).

We excluded final diagnosis from our analysis as all three LLMs showed near-complete accuracy for this task using basic prompting (**Figure 2**), which left little room for further improvement. For the remaining question types, cases were partitioned into training and test sets; 30% of cases were allocated to the training set for the generation of few-shot examples with self-generated CoT reasoning, while the remaining cases formed the test set for model evaluation. For each task, $K = 3$ cases from the training set were selected as examples using KNN or random dynamic few-shot prompting (see **Methods** for details). The distribution of clinical vignettes across training and test subsets for each clinical reasoning task is summarized in **Supplementary File 1**. The LLM performance before and after applying prompt engineering was compared for the test dataset, with the baseline for this analysis being the performance on the test dataset (not on the entire dataset as discussed in the previous section), to ensure a valid comparison. Notably, given that our

analysis presented in the previous section revealed no statistically significant performance differences between temperature settings, all prompt engineering evaluations were conducted using each model's default temperature. The results of this analysis is shown in **Figure 4**.

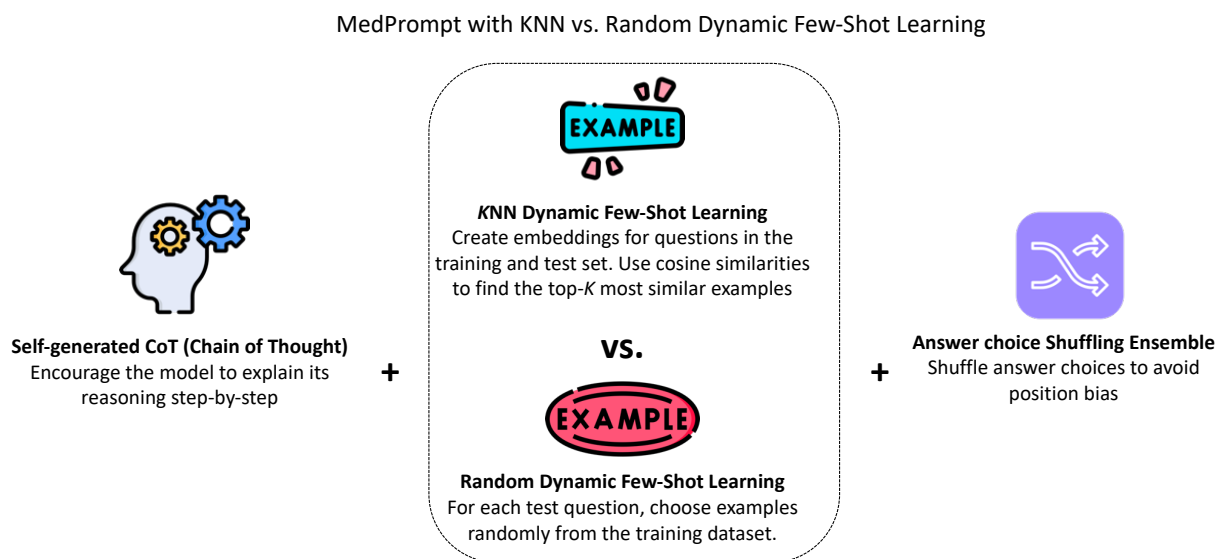


Figure 3. Overview of structured prompt engineering strategies evaluated in this study across clinical reasoning tasks. The MedPrompt framework¹⁵ was assessed using both the original *KNN* and random dynamic few-shot selection methods.

Differential Diagnosis: The application of prompt engineering for essential differential diagnosis yielded varied and often counterproductive results across the models. Llama 3.3 70B, which established the strongest baseline accuracy on the test set at 69.9%, showed a modest improvement to 72.3% with CoT reasoning + *KNN* dynamic few-shots + choice shuffling ensemble (2.4% performance improvement). Conversely, the use of MedPrompt with the originally proposed *KNN* dynamic few-shots led to a slight degradation in its performance to 69.0%. For the other two models, both of the prompt engineering strategies were largely detrimental. ChatGPT 4o's accuracy declined substantially from 68.6% to 56.9% and 59.2% with MedPrompt using random and *KNN* dynamic few-shot prompting, respectively, while Gemini 1.5 Pro experienced a notable drop in performance from 62.3% at baseline to 47.6% when *KNN* dynamic few-shot examples were used. These outcomes suggest that for this specific clinical task, advanced prompting did not offer a clear advantage and frequently impaired reasoning.

Essential Immediate Steps: The prompt engineering strategies had a notably divergent impact on the models' ability to identify essential immediate steps (**Figure 4**). For Llama 3.3 70B, both prompt engineering strategies yielded substantial gains; its accuracy rose from a baseline of 62.2% to 70.2% (8.0% improvement) using MedPrompt with random

dynamic few-shot examples and climbed even higher to 74.1% with *KNN* dynamic few-shot selection (11.9% improvement). Gemini 1.5 Pro, which scored the highest performance with an accuracy of 75.3% at baseline, showed no change in performance with prompt engineering using random dynamic few-shots (75.3%) and a slight performance drop to 74.3% with *KNN* dynamic few-shots. ChatGPT 4o's performance degraded with both methods, dropping from its baseline of 61.8% to 57.4%, and 58.9% for random and *KNN* dynamic few-shot prompting, respectively.

Relevant Diagnostic Testing: The task of identifying relevant diagnostic tests proved to be the area where prompt engineering delivered the most dramatic improvements, although the benefits were not uniform across all models (**Figure 4**). Gemini 1.5 Pro, in particular, experienced a remarkable increase in performance. Scoring 46.5% at baseline, its accuracy rose to 66.8% using MedPrompt with random dynamic few-shots examples (20.3% improvement) and surged to 71.5% with *KNN* dynamic few-shots (25.0 % improvement). Llama 3.3 70B also benefited, with highest gains achieved using MedPrompt with random dynamic few-shot prompting, with its accuracy increased from 39.1% at baseline to 62.7% (23.6% improvement), while the more targeted *KNN* dynamic selection method was less effective for Llama, resulting in a much smaller final accuracy of 41.8% (2.7% improvement). Likewise, ChatGPT 4o began with the lowest baseline accuracy at 24.8%, and both prompting strategies provided a noticeable rise, increasing its accuracy to 32.9%, and 36.9% (8.1% and 12.1% improvement) for random and *KNN* dynamic few-shots, respectively.

Treatment Recommendation: When tasked with treatment recommendation, the application of prompt engineering strategies yielded counterproductive results for the two strongest baseline models (**Figure 4**). Llama 3.3 70B, which began with the highest baseline accuracy at 72.8%, experienced an identical performance drop to 69.5% using MedPrompt with both random and *KNN* dynamic few-shot prompting (3.3% performance drop). A more pronounced decline was observed for ChatGPT 4o: its performance reduced from a strong baseline accuracy of 71.0% to 66.1% with random dynamic few-shots (4.9% decrease) and then sharply to 50.2% with *KNN* dynamic few-shots (20.8% decrease). Conversely, Gemini 1.5 Pro's performance remained stable, showing only small fluctuation from its baseline accuracy of 67.6%, with accuracies of 68.4%, and 67.6% with random and *KNN* dynamic few-shot examples, respectively. These results indicate that for treatment recommendation, the structured reasoning imposed by prompt engineering hindered, rather than helped, the models' decision-making processes.

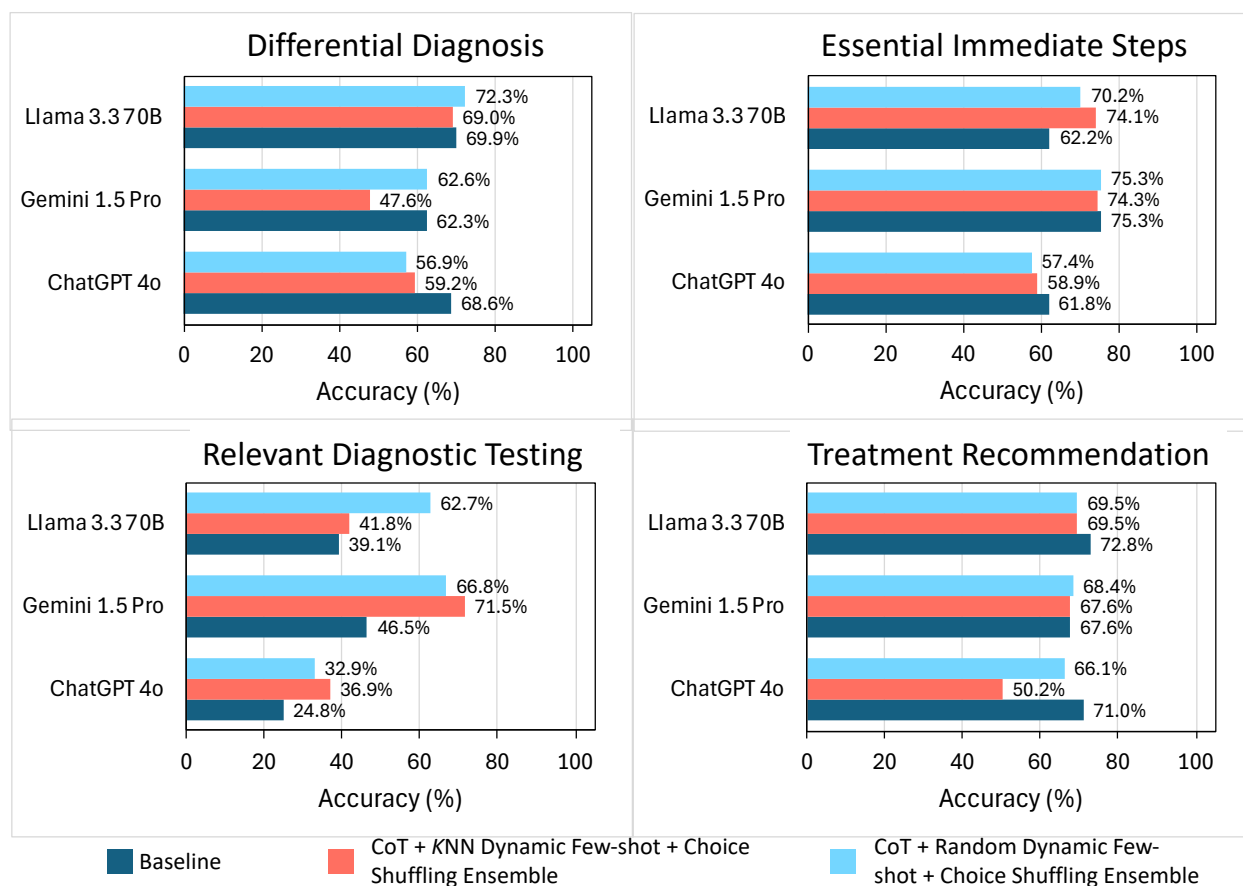


Figure 4. Assessment of the effect of prompt engineering strategies on LLM performance across clinical decision-making tasks. Performance was evaluated for the test dataset using the MedPrompt framework¹⁵, which integrates CoT reasoning, *KNN* dynamic few-shot learning, and answer choice shuffling assemble, as well as a variant of MedPrompt in which *KNN* dynamic few-shot learning was substituted with random dynamic few-shot learning.

Discussion

In this study, we comprehensively evaluated the capabilities of three leading LLMs, ChatGPT 4o, Gemini 1.5 Pro, and Llama 3.3 70B, for knowledge recall and clinical reasoning across five core, sequential decision-making tasks typical of a clinical encounter. This analysis aimed to establish a comprehensive out-of-the-box performance profile for each model across these clinical reasoning tasks in order to better understand their inherent strengths and weaknesses in a realistic clinical context. This analysis revealed a crucial gap between the theoretical knowledge of LLMs and their practical application in dynamic clinical workflows. While all three models excelled in final diagnosis, their baseline performance varied significantly across other tasks in the clinical workflow. More importantly, our findings demonstrate that advanced prompt engineering is

not a one-size-fits-all solution to improve LLM performance. The application of structured prompting based on the MedPrompt framework yielded highly inconsistent and sometimes counterproductive outcomes, suggesting that these techniques must be tailored to both the specific model and the clinical task at hand, rather than being applied as a universal strategy for improvement.

Out-of-the-box LLM performance varies by clinical task and model: Our foundational analysis of out-of-the-box LLM performance revealed significant variability, not only between the models but also across the different clinical tasks. Llama 3.3 70B consistently matched or outperformed its peers across most evaluated tasks, demonstrating the best performance in differential diagnosis, essential immediate steps, relevant diagnostic testing, and treatment recommendation. On the other hand, while all three models performed strongly on final diagnosis, they all performed poorly on relevant testing and achieved moderate to moderately high accuracy in the remaining tasks. This performance spectrum appears to reflect the inherent cognitive demand and complexity of each task. The near-perfect accuracy achieved in final diagnosis, for instance, can be likely attributed to the fact that the models were provided with a complete set of information, including all prior ground truth and definitive diagnostic test results, which significantly constrains the diagnosis problem and minimizes uncertainty. Conversely, relevant diagnostic testing likely proved the most difficult because it requires a higher cognitive load: the model must reason under uncertainty, weigh the potential diagnostic yield of multiple test options, and strategize the most efficient path to a diagnosis. This highlights the difficulty of a fundamentally different type of reasoning compared to final diagnosis: making decisions under uncertainty.

Model accuracy was robust to temperature changes, though the choice remains critical for clinical applications: Our initial rationale for including the zero temperature setting in our analysis was that reduced variability in model outputs might help ensure more consistent and reproducible clinical reasoning, which is particularly valuable in high-stakes healthcare environments. On the other hand, zero temperature may also compromise the performance as it could potentially favor more conservative or prototypical responses, impacting the breadth or creativity of the model's clinical reasoning. Examining both settings allowed us to explore whether certain clinical reasoning tasks benefit from more predictable, consistent responses (high determinism) versus allowing for a more flexible and broader range of potential solutions (greater adaptability). Our analysis identified subtle model-specific trends between temperature settings. For example, ChatGPT-4o exhibited a slight decline in performance under default temperature across all tasks except differential diagnosis, whereas Llama 3.3 70B performed slightly better under default temperature for all tasks excepts final diagnosis. Nonetheless, none of

the observed differences in accuracy between the default and zero temperature settings were statistically significant (paired Mannh-Whitney U, $p < 0.05$) across any of the tasks and the observed changes were all marginal. This suggests that model accuracy is mostly robust to this hyperparameter within the scope of the MSD dataset. However, the choice of temperature setting remains clinically significant; while subtle performance trends were observed in our study, the decision to prioritize deterministic, reproducible outputs over more varied responses will be a critical consideration for the safe and reliable deployment of these models in clinical workflows. This warrants further explorations across larger and more diverse datasets.

Structured prompting can degrade performance by over-constraining a model's

reasoning process: A key finding of our study is that while MedPrompt's structured prompt engineering aims to guide models toward more systematic reasoning, it does not universally improve model performance, and in several cases, it can paradoxically be counterproductive, particularly when the prompts impose elaborate reasoning scaffolds or demand tight alignment between example semantics. For instance, ChatGPT 4o's performance degraded under MedPrompt with both *KNN* and random dynamic few-shots for all tasks except relevant diagnostic testing, while Gemini 1.5 Pro and Llama 3.3 70B responded more favorably to prompt engineering (**Figure 4**). Llama 3.3 70B especially benefited from prompt engineering for all tasks except for treatment recommendation.

Performance drops when subjected to prompt engineering was most evident for ChatGPT-4o. For instance, its accuracy in treatment recommendation fell sharply from 71.0% to 50.2% with MedPrompt using *KNN* dynamic few-shot prompting (**Figure 4**). This effect is not unique to one model or one task; Llama 3.3 70B's performance also degraded in treatment recommendation with prompting strategies, and Gemini 1.5 Pro experienced a sharp accuracy drop in differential diagnosis when using MedPrompt with *KNN* dynamic few-shot examples. This indicates that even models that benefit from advanced prompting in some scenarios, can be impaired by it in others. These observations suggest a phenomenon of "cognitive forcing" effect, where the structured, step-by-step reasoning imposed by the MedPrompt framework may interfere with and override a model's effective, pre-trained heuristics. This hypothesis is supported by emerging findings in the broader LLM literature that forcing models into rigid, structured reasoning paths can undermine their natural reasoning process^{21,22}. For example, both Shao et al²³ and Kim et. al²¹ argue that CoT functions as a structural constraint that drives models to mimic reasoning patterns rather than engage in genuine, flexible, and novel inference pathways.

Another notable observation was that MedPrompt with the more targeted *KNN* dynamic few-shots did not always outperform that with random dynamic few-shots. This finding

indicates that relying solely on semantic similarity to select few-shot examples may not always yield the best results for model performance. The reason for this unexpected observation could be that the presumed advantage of closely matched examples can be offset in some cases by the loss of broader contextual diversity or alternative reasoning strategies. These mixed outcomes are in contrast to the consistent improvements reported in the original MedPrompt paper for medical knowledge exams¹⁵ and highlight the intricate interplay between model architecture, the specific clinical reasoning task, and the chosen prompting strategy in real-world clinical scenarios.

Prompt engineering acted as effective scaffolding for tasks with high uncertainty:

Prompt engineering provided substantial benefits for the single most challenging task: relevant diagnostic testing. Across all three models, which showed very low baseline scores on this task, the prompting frameworks—MedPrompt with both *K*NN and random dynamic few-shots—acted as a form of “cognitive scaffolding”, guiding the models through a reasoning process where their baseline capabilities were weakest. For example, the accuracy of Gemini 1.5 Pro for relevant diagnostic testing surged from 46.5% to 71.5% with MedPrompt using *K*NN few-shots (a 25.0% improvement). This suggests that when a model lacks a robust internal strategy for a high-uncertainty task, the explicit structure of a prompt is highly beneficial.

Together, the results of our evaluation of LLMs performance when subjected to prompt engineering highlight that prompting strategies must be tailored—both to the specific model and the clinical task at hand.

The study's findings should be interpreted in the context of several key limitations: It is important to consider several limitations when interpreting our findings in this study. First, the evaluation was conducted on a modest dataset of 36 clinical vignettes, with the sample size for some tasks, such as essential immediate steps, being as low as 12 cases. While sufficient for this exploratory analysis, this small sample size limits the statistical power of our comparisons and increases the chance of Type II errors, which may obscure subtle but clinically meaningful performance differences. This reinforces the need for larger-scale evaluations. Second, the clinical cases were sourced from the MSD Manual, which is an evidence-based educational resource. Although this ensures high-quality and well-structured data, these vignettes do not fully represent the diversity, complexity, ambiguity, and noise of real-world clinical practice, which often involves incomplete or contradictory information from electronic health records. Third, model performance was assessed using a performance metric defined for the degree of overlap between predicted multiple-choice answers and ground truth. This quantitative approach, while objective, does not capture the qualitative aspects of the models' outputs, such as the coherence,

safety, or clinical appropriateness of their underlying reasoning. Finally, our prompt engineering framework relied on static LLM-generated CoT examples and did not include real-time clinician feedback or reinforcement mechanisms, which may limit safety and adaptability in dynamic clinical environments.

Conclusions

This study demonstrates that strong LLM performance on medical knowledge exams does not necessarily translate to effective application in real-world clinical encounters. It also presents a critical insight for the integration of LLMs into clinical workflows: there is no “one-size-fits-all” solution for optimizing LLM performance in clinical decision-making. Our results indicate that the effectiveness of both the language models and prompting strategies to guide them are highly dependent on the specific clinical task at hand. This implies that the path toward safe and effective clinical AI involves the development of tailored approaches that pair the right model with a relevant prompting strategy to the right task, rather than a search for a single, universally optimal model or prompting technique. These insights can guide healthcare systems, AI developers, and regulatory bodies in optimizing LLM deployment for safe and effective use in medicine. Future research can expand on this work by incorporating larger-scale and more diverse datasets to better reflect real-world clinical complexity. Additionally, integrating human-in-the-loop refinement and reinforcement learning from human feedback (RLHF) are essential for building clinician trust and ensuring safe implementation of LLMs in healthcare.

Methods

Data sources: The dataset used in this study was sourced from the Merck Sharpe & Dohme (MSD) Clinical Manual Professional Version ²⁰. The MSD Manual is a widely recognized, evidence-based medical resource authored by subject matter experts and peer-reviewed prior to publication. It provides comprehensive clinical information across a wide range of specialties and is commonly used by healthcare professionals for education and decision support. A total of 36 clinical cases were available in this database at the time the study was conducted, each representing an individual patient case. The cases were extracted using web-scraping in Python. These cases are structured to reflect realistic clinical scenarios and include key components of a standard patient encounter, such as HPI, ROS, PE results, and, where applicable, laboratory data.

LLMs examined: We evaluated the performance of three leading LLMs: two commercial models—ChatGPT-4o (OpenAI) and Gemini 1.5 Pro (Google)—and one open-source model—Llama 3.3 70B (Meta). Each model was accessed through its respective API. For ChatGPT-4o and Gemini 1.5 Pro, we used official API endpoints provided by OpenAI and

Google, respectively. Requests were made using Python scripts through the `openai` and `google.generativeai` libraries. For the open-source Llama 3.1 70B model, we employed the `LIamaapi` Python SDK, accessing the model via the `LIamaAPI` platform. API requests were structured as `JSON` objects specifying the model's name, prompt messages, and function-calling parameters.

Prompting LLMs: Each clinical vignette was input into the model as a single continuous session to preserve contextual continuity. A new session was initialized for each case to avoid cross-contamination of responses between vignettes. Questions involving visual data, such as medical images, were excluded from analysis. Clinical decision-making tasks were ordered as follows: differential diagnosis, essential immediate steps, relevant diagnostic testing, final diagnosis, and treatment recommendation. These tasks were presented to the models as a sequential series of prompts, where the input to the model for each clinical decision-making task included HPI, ROS, PE results, along with the ground truth for all preceding tasks, to simulate the stepwise reasoning process typical of real-world clinical encounters. For example, model inputs for differential diagnosis were HPI, ROS, and PE results. The inputs to the next clinical task, essential immediate steps, included HPI, ROS, and PE results as well as the ground truth for differential diagnosis. Each question was tested three times (each in a new session) to account for potential variability in responses. The model's output for each trial was compared against a predefined set of correct answers extracted from the MSD database. Notably, not all case studies included all five question types; in such instances, the model was directed to proceed to the next available question type. The number of clinical vignettes for each category of questions is: 36 in essential differential diagnosis, 12 in essential immediate steps, 21 in relevant diagnostic testing, 33 in final diagnosis, and 32 in treatment ordering.

Prompt engineering: Prior to applying prompt engineering, we first constructed a training dataset by identifying question instances for which the model's self-generated CoT reasoning produced an answer that matched the ground truth answer. Specifically, we prompted each LLM with the instruction "Let's think step by step." to elicit CoT reasoning. From the resulting output, we extracted the model's final answer and compared it to the correct answer for each question type. If the model's answer matched the ground truth, the instance was included in the training set. Otherwise, it was assigned to the test set. For each question type, approximately 30% of the cases were allocated to the training set, while the remaining cases were reserved for testing. In situations where the self-generated CoT did not yield a sufficient number of high-quality training examples, we supplied the correct answer to the model and prompted it to generate a corresponding CoT explanation. These synthetically augmented CoT examples were included in the training set until the

desired sample size was achieved. Once the training set was finalized, we applied the structured MedPrompt prompting techniques to evaluate performance on the test set.

For *KNN* dynamic few-shot learning introduced and utilized in MedPrompt¹⁵, we first computed vector representations of both training and test set questions using the OpenAI's `client.embeddings.create()` function. Three few-shot examples were then selected for each test question based on cosine similarity, prioritizing examples that were semantically similar to the target test question in terms of clinical context. Answer to these questions already involved CoT explanation generated by the respective LLM under evaluation.

In addition to the original MedPrompt framework, which involved *KNN* dynamic few-shot prompting¹⁵, we also examined a variant of MedPrompt, where we replaced the *KNN* dynamic few-shot prompting with random dynamic-shot prompting, where the examples from the training dataset for each test question were selected randomly for few-shot learning. For ensemble shuffling ensemble, another key component of MedPrompt, answer choices were shuffled to minimize answer-order bias. Three prompt variants with shuffled answer choices were generated and aggregated in an ensemble framework for robust evaluation.

Performance evaluation: Model performance for questions with multiple answer choices (differential diagnosis, essential immediate steps, relevant diagnostic testing, treatment recommendation) was calculated based on the percent overlap between the model-generated responses and the ground truth answers in the MSD database. This allowed us to award partial credit to LLMs when the model's answer intersected with the correct set but was not fully correct. For example, in differential diagnosis questions, if the ground truth listed five possible conditions (e.g., pneumonia, pulmonary embolism, asthma, heart failure, and bronchitis) and the model correctly identified three of them (e.g., pneumonia, asthma, and heart failure), then the performance score for that instance would be calculated as the proportion of correct predictions: 3 out of 5, or 60%. Each clinical question was evaluated over three independent runs to account for potential variability in model responses. The individual question score was computed as the average accuracy across these three runs. To derive the overall performance for each question type, we calculated the mean accuracy across all relevant questions within that category.

For final diagnosis, where there was a single correct answer choice per case, the model's answer for each clinical case was directly compared with MSD correct answers, labeling 0 (incorrect) or 1 (correct). The average score was calculated for the result accuracy.

All baseline prompting, prompt engineering, and performance evaluation implementations were conducted within Google Colaboratory and can be accessed in **Supplementary File 2**.

Statistical methods: To evaluate the statistical significance of performance differences between LLMs under different prompting strategies or temperature settings, we conducted statistical hypothesis testing using the paired Mann-Whitney U (Wilcoxon Signed-Rank) test between the evaluation results for both zero and default temperature. All tests were two-sided, and statistical significance was based on a p-value of < 0.05 . All statistical analyses were performed using the `tidyverse`, `ggsignif` packages in R.

Declarations

Data availability

All data generated in this study along with the Google Colaboratory notebooks detailing all model evaluations for each LLM are provided in the supplementary materials.

Author contributions

ARZ conceived the study. MC performed all model evaluations and analyses. CM and ARZ analyzed the results. CM and ARZ wrote the manuscript. All authors have read and approved the final manuscript.

Conflict of interests

The authors declare no competing interests.

Funding

This project was unfunded.

References

1. Newman-Toker DE, Nassery N, Schaffer AC, et al. Burden of serious harms from diagnostic error in the USA. *BMJ Qual Saf*. Jan 19 2024;33(2):109-120. doi:10.1136/bmjqs-2021-014130
2. Berner ES, Graber ML. Overconfidence as a cause of diagnostic error in medicine. *Am J Med*. May 2008;121(5 Suppl):S2-23. doi:10.1016/j.amjmed.2008.01.001
3. Sacco AY, Self QR, Worswick EL, et al. Patients' Perspectives of Diagnostic Error: A Qualitative Study. *J Patient Saf*. Dec 01 2021;17(8):e1759-e1764. doi:10.1097/PTS.0000000000000642
4. Ouyang L, Wu J, Jiang X, et al. *Training language models to follow instructions with human feedback*. 2022.

5. Osheroff J, Teich J, Levick D, et al. *Improving Outcomes with Clinical Decision Support: An Implementer's Guide, Second Edition*. 2012.
6. Constantinou AC, Fenton N, Marsh W, Radlinski L. From complex questionnaire and interviewing data to intelligent Bayesian network models for medical decision support. *Artif Intell Med*. Feb 2016;67:75-93. doi:10.1016/j.artmed.2016.01.002
7. Rotmensch M, Halpern Y, Tlimat A, Horng S, Sontag D. Learning a Health Knowledge Graph from Electronic Medical Records. *Sci Rep*. Jul 20 2017;7(1):5994. doi:10.1038/s41598-017-05778-z
8. OpenAi, Achiam J, Adler S, et al. *GPT-4 Technical Report*. 2023.
9. Touvron H, Lavril T, Izacard G, et al. *LLaMA: Open and Efficient Foundation Language Models*. 2023.
10. Anil R, Borgeaud S, Alayrac J-B, et al. Gemini: A Family of Highly Capable Multimodal Models. 12/19 2023;doi:10.48550/arXiv.2312.11805
11. Kung TH, Cheatham M, Medenilla A, et al. Performance of ChatGPT on USMLE: Potential for AI-assisted medical education using large language models. *PLOS Digit Health*. Feb 2023;2(2):e0000198. doi:10.1371/journal.pdig.0000198
12. Singhal K, Tu T, Gottweis J, et al. Toward expert-level medical question answering with large language models. *Nature Medicine*. 01/08 2025;31:943-950. doi:10.1038/s41591-024-03423-7
13. Lu P, Mishra S, Xia T, et al. *Learn to Explain: Multimodal Reasoning via Thought Chains for Science Question Answering*. 2022.
14. Brown T, Mann B, Ryder N, et al. Language models are few-shot learners. *Advances in neural information processing systems*. 2020;33:1877-1901.
15. Nori H, Lee YT, Zhang S, et al. Can Generalist Foundation Models Outcompete Special-Purpose Tuning? Case Study in Medicine. *arXiv e-prints*. 2023;arXiv:2311.16452. doi:10.48550/arXiv.2311.16452
16. Tsaneva-Atanasova K, Pederzanil G, Laviola M. Decoding uncertainty for clinical decision-making. *Philosophical Transactions A*. 03/13 2025;383doi:10.1098/rsta.2024.0207
17. Helou MA, DiazGranados D, Ryan MS, Cyrus JW. Uncertainty in Decision Making in Medicine: A Scoping Review and Thematic Analysis of Conceptual Models. *Acad Med*. Jan 2020;95(1):157-165. doi:10.1097/ACM.0000000000002902
18. Norman GR, Monteiro SD, Sherbino J, Ilgen JS, Schmidt HG, Mamede S. The Causes of Errors in Clinical Reasoning: Cognitive Biases, Knowledge Deficits, and Dual Process Thinking. *Acad Med*. Jan 2017;92(1):23-30. doi:10.1097/ACM.0000000000001421
19. Croskerry P. A universal model of diagnostic reasoning. *Acad Med*. Aug 2009;84(8):1022-8. doi:10.1097/ACM.0b013e3181ace703
20. Manuals M. Case Studies. Merck Manual, Professional Version. 2024.
21. Kim J, Podlasek A, Shidara K, Liu F, Alaa A, Bernardo D. Limitations of large language models in clinical problem-solving arising from inflexible reasoning. *arXiv preprint arXiv:250204381*. 2025;
22. Stechly K, Valmeekam K, Kambhampati S. Chain of thoughtlessness? an analysis of cot in planning. *Advances in Neural Information Processing Systems*. 2024;37:29106-29141.

23. Shao J, Cheng Y. CoT is Not True Reasoning, It Is Just a Tight Constraint to Imitate: A Theory Perspective. *arXiv preprint arXiv:250602878*. 2025;