

Colloquium: Multimessenger astronomy with continuous gravitational waves and future detectors

Benjamin J. Owen

*Department of Physics,
University of Maryland Baltimore County,
1000 Hilltop Circle,
Baltimore, Maryland 21250,
USA*

Continuous gravitational waves from rapidly rotating neutron stars are on the new frontiers of gravitational wave astrophysics and have strong connections to electromagnetic astronomy, nuclear astrophysics, and condensed matter physics. In this Colloquium I survey prospects for detection of continuous gravitational waves from various neutron star populations, especially aided by electromagnetic observations. Although there are caveats, current theories and observations suggest that the first detections are likely within a few years, and that many are likely in the era of next generation detectors such as Cosmic Explorer and the Einstein Telescope. I also survey what can be learned from these signals, each one of which will contain more cycles than all the compact binary mergers ever detected. Since continuous gravitational wave emission mechanisms depend on aspects of neutron star physics, such as crustal elasticity, which are not well constrained by current astronomical observations and physical experiments, their detection can tell us a great deal that is new about extreme matter. Even more can be learned by combining gravitational wave observations with data from the Square Kilometre Array, the Next Generation Very Large Array, FAST, and other electromagnetic detectors operating in the next generation era.

CONTENTS

I. Introduction	1
A. Improving detectors	2
B. Neutron stars	3
C. Continuous gravitational waves	4
II. Detectability	6
A. Accreting neutron stars	6
B. Millisecond pulsars	7
C. Other populations	8
III. What can be learned from a detection	9
A. Frequency ratio	10
B. Distance	10
C. Spin-down parameters	11
IV. Summary and outlook	11
Acknowledgments	11
References	11

I. INTRODUCTION

The discovery of gravitational waves from a binary black hole merger (Abbott *et al.*, 2016) began the era of gravitational wave astronomy. The discovery of gravitational waves from a binary neutron star merger (Abbott *et al.*, 2017a) accompanied by a variety of electromagnetic signals (Abbott *et al.*, 2017b) began the era of multimessenger gravitational wave astronomy. The LIGO-Virgo-KAGRA Collaboration continues to do ground breaking science on more compact binary mergers (Abac

et al., 2025d) with the “Advanced” generation of detectors (Aasi *et al.*, 2015; Acernese *et al.*, 2015; Akutsu *et al.*, 2021) which completed their fourth observing run (O4) (Abac *et al.*, 2025c; Capote *et al.*, 2025) in November 2025.

Even more breakthroughs (Branchesi *et al.*, 2023; Evans *et al.*, 2023) are possible with next generation gravitational wave detectors such as Cosmic Explorer (Evans *et al.*, 2021) and the Einstein Telescope (Punturo *et al.*, 2010). Perhaps most tantalizing is the prospect of novel types of gravitational wave signals such as continuous waves from long-lived asymmetries of non-merging rapidly rotating neutron stars. They have not been detected yet, but may be detected before long (Corsi *et al.*, 2024; Evans *et al.*, 2023; Gupta *et al.*, 2024). Continuous waves are complicated signals from complicated sources tied to a great variety of extreme physics and astrophysics. Detecting them will be mathematically and computationally difficult, but can reveal populations and effects very different from those involved in binary mergers.

In this Colloquium I give an overview of continuous gravitational waves from neutron stars, including projections of detectability and what can be learned with detectors from the near future to the next generation. Like all Colloquium articles, this one does not have as much detail as a true review, but is meant to serve as an accessible introduction. Throughout I will give pointers to more thorough reviews on various related topics and will tend to cite key papers and recent papers containing surveys of older work. There have been a few next generation re-

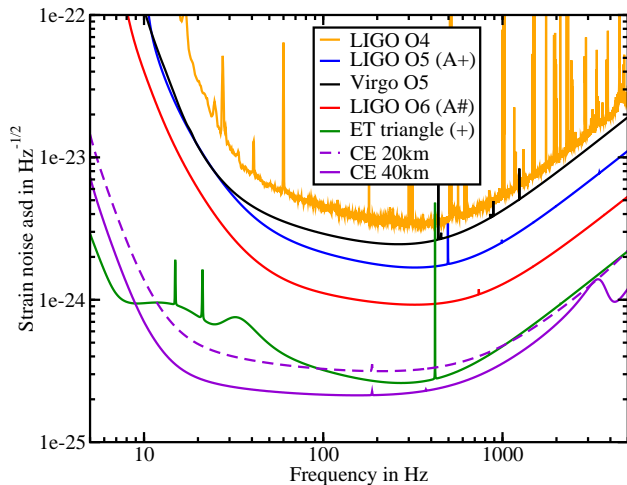


FIG. 1 Projected noise curves (one-sided strain noise amplitude spectral densities) of some near future and next generation detectors. For reference I have plotted the best current (O4) noise curve, from the LIGO Livingston Observatory (Capote *et al.*, 2025).

views and white papers including the detectability of continuous waves (Abac *et al.*, 2025a; Branchesi *et al.*, 2023; Corsi *et al.*, 2024; Evans *et al.*, 2023; Gupta *et al.*, 2024; Kalogera *et al.*, 2021) and one focusing on continuous waves (Jones and Riles, 2025). Here I include a broader survey and summarize the most recent detectability estimates (Owen and Rajbhandari, 2025). There is a longer history of reviews of what can be learned from a detection, such as Haskell and Bejger (2023); Jones (2021); and Jones and Riles (2025) to mention some recent ones.

For the rest of Section I, I present background material. In Sections II and III, I survey detection prospects and what can be learned respectively. In Section IV, I summarize and look to the future.

A. Improving detectors

We can look forward to many improvements to ground-based gravitational wave detectors over the next decade and beyond. The LIGO-Virgo-KAGRA Collaboration finished its O4 run in November (Capote *et al.*, 2025). Figure 1 shows expected sensitivity improvements by plotting noise curves—one sided strain amplitude spectral densities as functions of frequency—for some detectors. For reference I start with an O4 noise curve of the LIGO Livingston Observatory (Capote *et al.*, 2025). The others include two near future versions of LIGO (Barsotti *et al.*, 2018; Kuns and Fritschel, 2023), one near future version of Virgo (Abbott *et al.*, 2020), and the next generation Einstein Telescope (Hild *et al.*, 2011) and Cosmic Explorer (Kuns *et al.*, 2020).

More details on near future upgrades of present facil-

ities can be found in Abbott *et al.* (2020). The LIGO A+ upgrade is expected to begin the LVK Collaboration’s fifth observing run (O5) in a few years (Shoemaker *et al.*, 2025). Virgo and KAGRA are expected to join O5 with their own improvements, though with less sensitivity (more noise) than LIGO. Virgo’s O5 target noise curve is plotted in Fig. 1; KAGRA’s noise curve is significantly higher and is not plotted. The proposed LIGO A# upgrade is expected to take data in the sixth observing run (O6) a few years later, and is likely the best that can be done with current facilities. In the O6 era the two existing LIGO detectors in Hanford, Washington and Livingston, Louisiana should be accompanied by a third in Aundha, India.

The Einstein Telescope and Cosmic Explorer are expected to be constructed in the 2030s, and involve new facilities due to their greatly increased arm lengths which increase their gravitational wave strain sensitivities. Both detectors will also benefit from improvements in optics, materials, and seismic isolation. Locations of these facilities are not yet finalized. The Cosmic Explorer design (Evans *et al.*, 2021) is very similar to LIGO but ten times larger, with 40 km arms rather than 4 km for approximately ten times lower noise amplitude. A 20 km option is also being considered, either alone or in tandem with a 40 km detector. The Einstein Telescope default design is triangular, 10 km rather than Virgo’s 3 km and putting two interferometers optimized for different frequencies in each arm of the equilateral triangle Hild *et al.* (2011). In Fig. 1 I have, as usual, converted the Einstein Telescope noise to an equivalent sensitivity for an L-shaped detector like the others assuming a plus-polarized signal. I have also, as usual, plotted the net noise curve for the high- and low-frequency Einstein Telescope interferometers.

In later Figures I show joint sensitivity curves for various networks, or combinations of the detectors mentioned above. These are not quite the same set of networks treated in Evans *et al.* (2023) and Gupta *et al.* (2024) because I am not showing some whose noise curves are similar and create visually crowded plots. But the basic idea is the same: to show a variety of possibilities for the near future and the next generation era, including a third Advanced LIGO detector in India and two possible versions of Cosmic Explorer. Assuming that each detector takes a comparable amount (live time) of data, the sensitivities add (in terms of noise power) harmonically (like resistors in parallel). That is, the network is dominated by the best one, or by the best ones if they are approximately tied. For continuous waves, unlike compact binary mergers and other short signals, the network sensitivity depends relatively weakly on the locations of the source and detectors since the detectors rotate around many times during the observation (Jaranowski *et al.*, 1998). Thus, while Virgo and KAGRA are extremely helpful for detection and localization of short signals like compact binary

mergers (Abbott *et al.*, 2017a, 2020), even with higher noise curves, the sensitivity of the LIGO-Virgo-KAGRA network to continuous waves is dominated by the LIGO detectors, especially at high frequencies. Therefore, for simplicity, I leave KAGRA off of the O5 and O6 curves and Virgo off of the O6 curve. For next generation detectors I focus on Cosmic Explorer plots related to recent work (Corsi *et al.*, 2024; Evans *et al.*, 2023; Gupta *et al.*, 2024; Owen and Rajbhandari, 2025), but note that the Einstein Telescope has similar overall sensitivity to the 20 km Cosmic Explorer.

In parallel with gravitational wave detectors, electromagnetic observatories will continue improving by leaps and bounds. The Square Kilometre Array (Dewdney *et al.*, 2009) will grow from existing radio telescope arrays in Australia and South Africa such as MeerKAT (Jonas and MeerKAT Team, 2016). It is expected to increase the number of detected pulsars, important targets for continuous wave searches, from the few thousand known today (Manchester *et al.*, 2005) to about 20,000 (Smits *et al.*, 2009). The Next Generation Very Large Array will play a similar role in the United States (Wilner *et al.*, 2024). The Five-hundred meter Aperture Spherical Telescope (Nan *et al.*, 2011) is already operating in China and will undergo a series of significant upgrades. More discoveries, not only of pulsars but of associated objects such as supernova remnants, will arise from future high energy observatories such as AXIS (Reynolds *et al.*, 2023) or COSI (Tomsick *et al.*, 2023). All of these will drive continuous wave multimessenger astronomy.

B. Neutron stars

Before we get into continuous gravitational waves, let's cover the basics of neutron stars (which are the most likely sources). This is a complicated topic, involving all ten volumes of the Landau and Lifschitz series on theoretical physics, often taken to the greatest extremes of matter in the modern universe. For more thorough reviews see Lattimer (2021) for a nuclear perspective on neutron star matter, Caplan and Horowitz (2017) for a condensed matter perspective on it, Yunes *et al.* (2022) for gravitational wave and electromagnetic constraints on it, and Özel and Freire (2016) for astronomical observations related to it. Since the latter is becoming dated, I recommend Golomb *et al.* (2025) for an update and summary of recent work.

Neutron stars are (probably) mostly made of neutrons, more than a solar mass of them crammed into a ball with a radius about 12 km (Lattimer, 2021). This means an average density comparable to nuclear saturation density ($3 \times 10^{14} \text{ g cm}^{-3}$) and a central density several times greater. Such a density results from the collapsing core of a massive main sequence star undergoing a supernova explosion. Rising density during core collapse drives in-

verse beta decay, which neutronizes the matter to a great extent, and the collapse is stopped before black hole formation if neutron degeneracy pressure rises fast enough. Calculations predict a maximum neutron star mass in the range $2\text{--}3 M_{\odot}$, and observations support this, more likely on the low end of the range (Golomb *et al.*, 2025). Since the core of a neutron star contains matter well above nuclear saturation density, it might not consist of (mostly) neutrons but rather hyperons, meson condensates, quarks, or various mixed phases. In “normal” neutron star models there is a density dependent admixture of protons, electrons, and (in most of the core) muons. Neutrinos are constantly produced since the matter tends toward dynamic beta-equilibrium, and emission of these neutrinos usually dominates cooling and bulk viscosity (Lattimer, 2021). In most neutron stars most of the matter should be in a superconducting superfluid state, which strangely enough tends to increase rather than decrease the viscosity through a complicated set of microphysical interactions (Mendell, 1991). The outer 1–2 km of the neutron star consists of neutrons and protons in more or less normal (although neutron rich) nuclei, acting macroscopically as a solid crust which is of great interest for continuous gravitational waves. Some models of exotic phases in the core also act like solids on macroscopic scales (Owen, 2005). Neutron star magnetic fields are expected to extend into the crust and be even stronger than the observed external fields, but may not extend into the core depending what type of superconductor the matter forms (Lasky, 2015).

More than three thousand neutron stars are currently known as pulsars (Manchester *et al.*, 2005). That is, their electromagnetic emission is seen to pulse on and off regularly, usually in radio but sometimes in gamma rays or x-rays or at other wavelengths. While some details of the pulsar emission mechanism are not known, the gist of it is clear (Philippov and Kramer, 2022): Radio waves are produced nonthermally by charged particles in the magnetosphere and beamed to some extent, so that as the star rotates the beam intermittently intersects the line of sight to Earth. Clearly there must be many more neutron stars not seen as pulsars simply because of unfortunate orientation; probably a factor 5–10 (Tauris and Manchester, 1998). Some x-ray pulsars may pulse due to thermal emission confined to hot spots on or near the surface. The period of pulsation tells us the spin frequency of the star, which can exceed 700 Hz (Manchester *et al.*, 2005). This is a factor of 2–3 lower than the maximum predicted by nuclear models of the equation of state (Lattimer, 2021). The gap is significant and it has been suggested that it may be due to continuous gravitational wave emission (see below).

Pulsar spin frequencies typically drift downward on timescales of millennia or longer, and may exhibit other small variations (Manchester *et al.*, 2005). The spin-down parameter or first time derivative of the frequency

indicates that these neutron stars have surface magnetic dipole fields exceeding 10^8 G, often exceeding 10^{12} G, and sometimes reaching 10^{15} G (Philippov and Kramer, 2022). Stars in the last category, called magnetars, spin too slowly to be of interest as continuous gravitational wave sources. Pulsar spin frequencies also exhibit Doppler modulation due to orbital velocity if the pulsar is in a binary system, and some pulsars feature glitches or sudden upward jumps in frequency. This last, plus some remaining unknown frequency drifts called timing noise, means that pulsars must be monitored frequently to obtain the spin phase which is needed for the most sensitive gravitational wave searches (Manchester *et al.*, 2005).

Many non-pulsing neutron stars are seen associated with supernova remnants (Green, 2025) or pulsar wind nebulae (Safi-Harb *et al.*, 2013).

Almost all observations so far are related to the bulk numbers of mass, radius, and spin (Özel and Freire, 2016; Yunes *et al.*, 2022). That is because electromagnetic emission comes from the surface or magnetosphere. Observations of neutron star cooling give us some idea of electrical and thermal conductivity and what layers are present in the interior. Gravitational waves however couple directly to the high density matter in the interior. Continuous waves in particular couple to a great deal of microphysics such as elasticity and viscosity.

C. Continuous gravitational waves

By now it is well known that gravitational waves are ripples in spacetime predicted by Einstein’s General Theory of Relativity, and many textbooks have been written on the subject. Specializing to continuous gravitational waves, this is still a large topic. More detail on data analysis methods and (upper limit) results of past searches can be found for instance in Piccinni (2022); Riles (2023); and Wette (2023).

Continuous gravitational waves are like pulsar signals: long lived, nearly monochromatic, usually evolving (intrinsically) on a timescale of millennia or more, most likely emitted by rapidly rotating neutron stars. In one important way they are unlike pulsars—the gravitational waves are not really beamed, though the strain amplitude varies by a bit more than a factor of two as a function of orientation (Riles, 2023). As the detectors rotate and move with the Earth, both gravitational wave polarizations are observed even in L-shaped detectors. (For short-lived signals such as compact binary mergers, an L-shaped detector picks up only one polarization.) Doppler shifts and polarization related modulations evolve on timescales of days to years and carry information such as the sky location of the source (Jaranowski *et al.*, 1998). In terms of mathematical sophistication and computational cost, continuous wave searches

are the most difficult type of gravitational wave search.

Although in this Colloquium I will mostly avoid the very complicated topic of data analysis, it is helpful to understand some basics. Because the signal model is well known (up to some parameters) in advance, continuous gravitational waves are amenable to matched filtering and similar methods—in the limit where infinite computing power is available. Originally developed for radar during World War Two, matched filtering, which is essentially integration of a set of template waveforms against the data, is the most sensitive analysis technique and is commonly used with compact binary mergers (Riles, 2023). It and similar techniques can be sensitive to changes of order a radian in the signal phase, and therefore can require many templates to cover the signal parameter space. Because a continuous wave signal is “on” during an entire observing run of a year or more, even modest searches can easily use 10^{13} templates or more and a million core-hours on a modern computing cluster. Large searches such as all sky surveys use distributed computing and are still limited to coherent integration times of a few days, and combine these short stretches semi-coherently to cover longer data sets (Wette, 2023).

Searches for continuous gravitational waves can be aided greatly by information from electromagnetic astronomy, which can narrow the search parameter space considerably. Based on that information, continuous gravitational wave searches can be divided into four types of differing computational cost and sensitivity (Owen, 2009). Each type has many examples, of which I cite a few (mostly recent ones). Known pulsar searches like Abac *et al.* (2025e) and Abbott *et al.* (2008), which use a sky position and full timing solution (usually from radio telescopes, sometimes from a high energy satellite) are the cheapest and most sensitive because they can precisely target a single point in signal parameter space (frequency, Doppler modulation, etc). If they target r -modes (quasinormal modes described below) they search a broader band but still do well (Abbott *et al.*, 2021; Fesik and Papa, 2020; Rajbhandari *et al.*, 2021). With sky positions but no timing data, directed searches for non-pulsing neutron stars which are accreting from a non-compact companion (Abbott *et al.*, 2022b,d; Vargas and Melatos, 2025; Whelan *et al.*, 2023) or not (Abbott *et al.*, 2022e; Ming *et al.*, 2025; Owen *et al.*, 2024) have intermediate cost and sensitivity. Small area searches (Abbott *et al.*, 2022c) are similar. X-ray variability of accreting neutron stars implies a fluctuating torque and spin frequency, which is an additional complication (Abbott *et al.*, 2022d; Vargas and Melatos, 2025). All-sky all-frequency surveys (Abbott *et al.*, 2022a), sometimes checking for potential binary orbits (Covas *et al.*, 2025, 2022), are also performed. But due to the huge parameter space they have the highest cost and least sensitivity.

Continuous wave searches are intrinsically multimesenger. Depending on the target, they may use pul-

sar timing data, sky positions of point sources or small regions, or x-ray variability data from non-pulsing accreting neutron stars. By the time of next generation gravitational wave detectors, the Square Kilometre Array (Dewdney *et al.*, 2009) is expected to bring the number of known pulsars from a few thousand to about twenty thousand (Smits *et al.*, 2009). Future x-ray satellites such as AXIS will contribute more pulsars, better observations of accreting neutron stars, and more point sources in supernova remnants (Safi-Harb *et al.*, 2023). Even gravitational-only discoveries from all-sky gravitational wave surveys should result in electromagnetic detections, since analysis of the signal will yield a precise sky position and frequency evolution (see below). And any such discovery will certainly become a high priority target for radio telescopes and high-energy astronomy satellites.

Continuous gravitational wave emission mechanisms from neutron stars are complicated, potentially relating to all the aspects of neutron star physics mentioned above. Good surveys are given by Lasky (2015) and Glampedakis and Gualtieri (2018), which also summarize other neutron star gravitational wave signals yet to be discovered. Here let's cover the basics.

The most straightforward emission mechanism is a “mountain” on a rotating neutron star—more strictly, a mass quadrupole (spherical harmonic $\ell = 2$, $|m| = 2$ or 1) that rotates with the star. Much of the continuous wave literature expresses the mass quadrupole in terms of a dimensionless ellipticity,

$$\epsilon = (I_{xx} - I_{yy}) / I_{zz}, \quad (1)$$

where I_{ab} is the moment of inertia tensor and the z -axis is the spin axis. This is comparable to the mass quadrupole over the principal moment of inertia, or the height of a mountain in units of stellar radii (Owen, 2005).

Like terrestrial mountains, neutron star mountains can be supported by elastic stresses in the solid crust (Morales and Horowitz, 2022, and references therein). If some more exotic particle physics models are right, “mountains” could be buried in the core (Owen, 2005). Most of the literature deals with the maximum mass quadrupole produced by a mountain, which can be written schematically as

$$(\text{breaking strain}) \times (\text{shear modulus}) \times (\text{geometry}) \quad (2)$$

integrated over the star. At the high pressures (10^{34} dynes cm^{-3}) found inside neutron stars, the breaking strain of any crystal is probably close to the ideal value of order 10^{-1} (Horowitz and Kadau, 2009)—and an order of magnitude higher than the best terrestrial materials. The geometry factor depends on the structure of the star, including how much of it is solid. Maximum elastically supported ellipticities for normal neutron stars are likely more than 10^{-6} (Morales and Horowitz, 2022). But that just tells us what ellipticity a star *could* have,

not what it *should* have. The latter depends on the history of the star and it is poorly known what would drive it toward the maximum except in accreting stars (see below).

Unlike terrestrial mountains, neutron star mountains can be supported by magnetic stresses too (Lander, 2014; Melatos and Payne, 2005, e.g.). The matter is a good conductor and will avoid crossing field lines. A dipole magnetic field tends to produce a mass quadrupole (Lander, 2014; Melatos and Payne, 2005, e.g.). The precise value of the quadrupole for a given (average) \mathbf{B} depends on the field configuration and the presence or absence of superconductivity. All but the very youngest neutron stars, mostly neglected here, have cooled enough to have superconducting protons. There are many models of the internal magnetic fields in this case. Roughly speaking the field is probably poloidal dominated with a toroidal component in the crust, forming a “twisted torus.” This *should* support an ellipticity a few times

$$\epsilon \sim 10^{-8} B / 10^{12} \text{ G}, \quad (3)$$

where B is the average internal field (Lander, 2014).

The other main emission mechanism considered here is a long-lived mass-current quadrupole due to an r -mode sustained by the Chandrasekhar-Friedman-Schutz instability, a gravitational wave driven version of the well known two stream instability (Andersson, 1998; Friedman and Morsink, 1998). Depending on viscosity and other damping mechanisms in neutron star matter, r -modes may last thousands of years in young neutron stars if they are spinning fast enough (Bondaescu *et al.*, 2009). R -modes may be revived in older neutron stars being spun up by accretion (Andersson *et al.*, 1999; Bildsten, 1998) and continue for millions of years after accretion stops (Reisenegger and Bonacic, 2003). Much of the literature uses an r -mode amplitude α (Lindblom *et al.*, 1998) defined as roughly δv in units of the (uniform) background velocity of the fluid due to stellar spin, and I will use that too. The instability means that α will grow (if the spin and temperature are right) from any initial perturbation, and presumably will saturate at some amplitude which is most commonly thought to be determined by nonlinear hydrodynamics. The highest estimates of the r -mode saturation amplitude using perturbative mode-mode coupling are of order 10^{-3} (Bondaescu *et al.*, 2009).

I will point out but skip over several interesting but uncommon, speculative, or slightly non-continuous emission mechanisms. Free precession (Jones and Andersson, 2002) of a lumpy neutron star can lead to continuous wave emission, but it is probably rarely detectable. In recent years many groups have noticed that dark matter candidates such as axion clouds around black holes could lead to continuous wave signals, and there are already a couple of reviews on this topic (Miller, 2025; Piccinni, 2022). Dark matter might also interact directly

with gravitational wave detectors, producing something similar to a continuous wave signal (Abac *et al.*, 2024). Pulsar glitches may be associated with long transients, lasting many days and therefore benefiting from continuous wave data analysis techniques even if they are not truly continuous waves (Abac *et al.*, 2025b, and references therein).

II. DETECTABILITY

First, let us be clear that we *could* detect continuous gravitational waves at any time. An all sky survey could get lucky with one of the many neutron stars undetected by electromagnetic astronomy. For a known pulsar with observed spin-down parameters a key milestone is the *spin-down limit*. This is the intrinsic strain implied if all of the observed spin-down is due to gravitational wave emission and is given for “mountain” emission by (Owen and Rajbhandari, 2025, e.g.)

$$h_0^{\text{sd}} = 8.06 \times 10^{-19} \left(\frac{1 \text{ kpc}}{D} \right) (\dot{P})^{1/2} \left(\frac{1 \text{ s}}{P} \right)^{1/2}, \quad (4)$$

where D is the distance to the pulsar and P and \dot{P} are the spin period and its first time derivative. (It is slightly different for r -modes.) Obviously this is an upper limit on what can be expected. For continuous waves, since the detector strain response is amplitude modulated daily by the changing orientation of the detectors, it is convenient to talk about an *intrinsic strain* h_0 . This is, roughly speaking, the gravitational wave amplitude with all the source and detector angles factored out—see Jaranowski *et al.* (1998) for the (gory) details. Pulsar searches first beat a spin-down limit in Abbott *et al.* (2008) [or Rajbhandari *et al.* (2021) for r -modes] and continue to do so more and more (Abac *et al.*, 2025e). Especially at lower frequencies, next generation ground-based detectors and deci-Hz space-based detectors will beat spin-down limits for hundreds of pulsars (Pagliaro *et al.*, 2025).

But it is more interesting to ask when we *should* detect something. That is, without invoking a star strained to its maximum mountain height by some unknown mechanism, or quarks or other exotica in the core, an improbably large magnetic field, or an emission mechanism with many uncertainties like the r -modes. And *with* an argument for a minimum amplitude. Below we shall focus especially on two cases of *should*, and briefly survey some (perhaps less likely) cases of *could*.

It is convenient to make detectability estimates using the *sensitivity depth*

$$\mathcal{D} = \sqrt{S_h}/h_0, \quad (5)$$

which is intended to give an idea of how well a search does when the detector noise is factored out. Here S_h is the noise power spectral density (the square of the amplitude

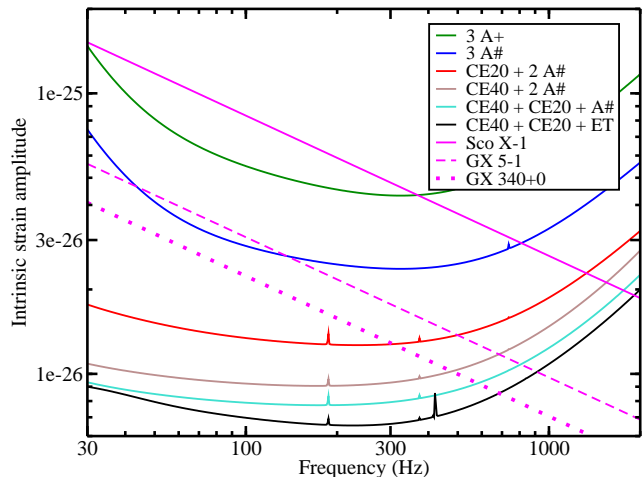


FIG. 2 Projected detectability of the most rapidly accreting neutron stars. The slanted lines (Sco X-1 *etc.*) show the intrinsic strain h_0 as a function of the unknown spin frequency for the brightest few sources, assuming that accretion torque is balanced by gravitational wave emission. The curves show the sensitivities of various detector networks, assuming a conservative sensitivity depth of $39 \text{ Hz}^{-1/2}$. Adapted from Owen and Rajbhandari (2025).

spectral density), and should be taken as the harmonic mean over detectors, times, etc. Here we are talking about upper limits on it, typically at 90% or 95% confidence. Sensitivity depth has been estimated for practically all past continuous wave searches (Wette, 2023), so we have a good idea of what is possible. Taking it too literally however is dangerous, since it depends on the amount or live time of data available as well as the computing time and method used. For a simple coherent integration of a single pulsar timing solution over a total one year of data (distributed between any number of similarly sensitive interferometers) \mathcal{D} is about $500 \text{ Hz}^{-1/2}$ and increases as the square root of the data time available. For an all-sky search with tougher statistics due to sampling many points in parameter space, and with shorter coherent integration times, \mathcal{D} can be a few tens and scale as the fourth root of data time (Wette, 2023).

Because I am focusing more on *should* than *could*, below I make conservative estimates based on previous observing runs, which were generally shorter than O4 and planned future runs. Keep in mind that with long runs and stable detectors, sensitivity depths could be significantly better.

A. Accreting neutron stars

Accretion, being nonaxisymmetric, is a natural way to generate the rotating quadrupoles needed for continuous gravitational wave emission. The star’s magnetic field should channel the infalling plasma somewhat, and

the observation of x-ray pulses in some accreting neutron stars is evidence of this. If accretion creates a large enough lateral temperature gradient in the crust, it can lead to asymmetric electron capture layers, producing a series of “mountains” due to changing chemical composition buried deep in the crust (Bildsten, 1998). Neutron star magnetic fields also may confine accreted plasma on the surface well enough to produce significant crustal “mountains” held in place by magnetic stresses (Melatos and Payne, 2005). And accretion heating and spin-up may drive the r -modes of old neutron stars unstable again (Andersson *et al.*, 1999; Bildsten, 1998).

There is indirect evidence that such gravitational wave emission is happening. The steep frequency dependence of gravitational wave emission has been proposed as a natural way of regulating the spins of accreting neutron stars: Accretion spins up a star until the gravitational wave spin-down torque balances the spin-up torque from accretion (Bildsten, 1998; Papaloizou and Pringle, 1978). Maybe the star cycles around equilibrium (Levin, 1999), especially since accretion rates fluctuate. This means that overall the loudest gravitational wave sources should be the brightest in x-rays. That is good for getting a sky position to guide the gravitational wave search. It is not good for getting spin frequencies, which for the brightest sources are unknown and likely to wander with varying accretion rate. These sources are known in the astronomy literature as the Z-source population of low mass x-ray binaries (Watts *et al.*, 2008).

Figure 2 shows the detectability of various accreting neutron stars assuming torque balance. The curved lines are sensitivities for various detector networks assuming a sensitivity depth of $39 \text{ Hz}^{-1/2}$ —a conservative choice for recent searches (Wette, 2023). The straight lines in Fig. 2 are torque balance limits (functions of the unknown gravitational wave frequency) for the top few sources using average x-ray fluxes from Watts *et al.* (2008). Several more would lie just below the lines shown, but I have left them off since the plot becomes crowded.

Assumptions here are generally conservative: The signal lines could go up (improve) by tens of percent with different assumptions (Abbott *et al.*, 2022b) and the sensitivity curves could go down (improve) by tens of percent assuming a depth achieved by some comparable searches (Wette, 2023). So the signal curves could lie almost a factor of two further above the noise than plotted here if we are very lucky.

Sco X-1 is obviously the best, being the brightest extra-solar source in the x-ray sky. It is borderline detectable already even with spin wandering if it is at low frequency (Vargas and Melatos, 2025). By the time of A[‡], GX 5–1 becomes detectable similarly, and Sco X-1 become detectable at gravitational wave frequencies up to 1 kHz. By the time of the full next generation network, Sco X-1 is all but certain to be detected if torque balance holds, since a 2 kHz gravitational wave frequency is well above

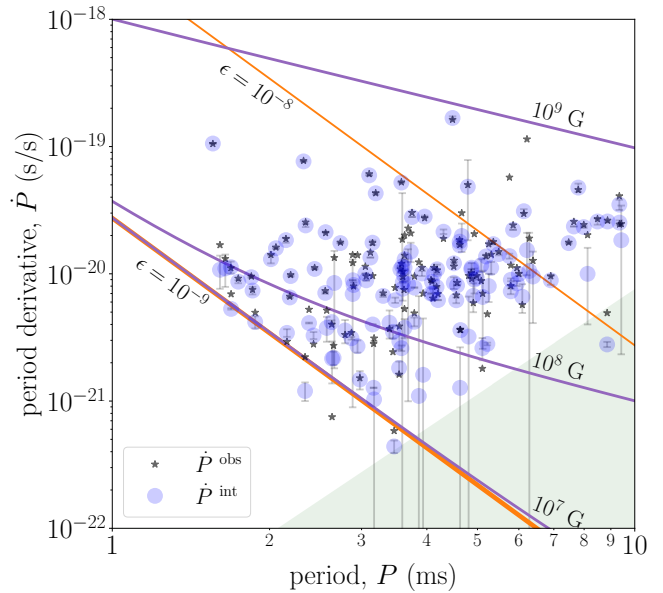


FIG. 3 Spin periods and period derivatives of millisecond pulsars, showing evidence for a quadrupole cutoff corresponding to a minimum ellipticity of about 10^{-9} . Reproduced from Woan *et al.* (2018) under Creative Commons Attribution license 3.0.

what is possible for the fastest known pulsar (Manchester *et al.*, 2005). And several others are likely to be detected. Conversely, even if none of these is detected by the next generation era, that would yield a major payoff by ruling out the venerable torque balance theory.

If X-ray observations find pulsations and thus a spin period for one of these objects, that will improve its sensitivity depth and curve by up to an order of magnitude (Wette, 2023). If the torque balance argument holds, this would probably result in a detection of Sco X-1 even with near future detectors. Therefore continuing attempts to detect pulsations with present and future X-ray satellites (Galaudage *et al.*, 2021) are important to multi-messenger astronomy. Refinements to the orbital elements can help too—for example, recent searches (Abbott *et al.*, 2022b,d) were improved (Vargas and Melatos, 2025; Whelan *et al.*, 2023) by using corrected ephemerides with smaller uncertainties (Killestein *et al.*, 2023). This correction and improvement were due to switching from observations of the neutron star and disc (where spectral lines are broad and fluctuating) to the narrow lines emitted by the irradiated hot spot on the companion, illustrating that improved analysis can make significant gains even with existing observatories.

B. Millisecond pulsars

Millisecond pulsars, so called because they have spin periods on the order of milliseconds, are interesting targets because there is observational evidence and a the-

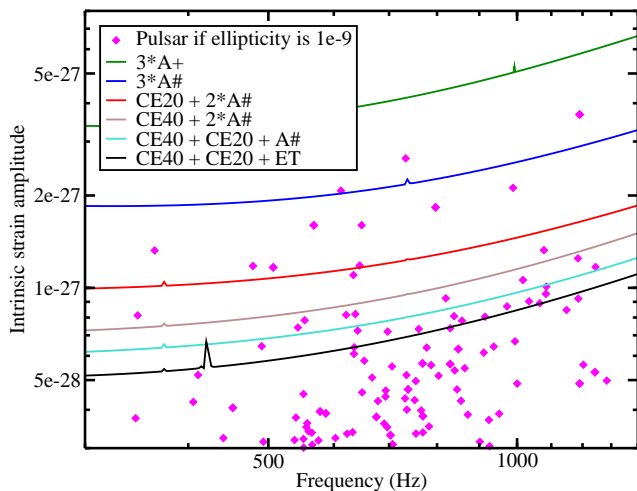


FIG. 4 Projected detectability of currently known millisecond pulsars. The sensitivity depth is assumed to be $500 \text{ Hz}^{-1/2}$. Diamonds show intrinsic strain amplitudes of known pulsars assuming mass quadrupole emission at twice the spin frequency with an ellipticity of 10^{-9} or the spin-down limit, whichever is lower. Adapted from Owen and Rajbhaddari (2025).

oretical argument that they *should* have a minimum ellipticity, and that that ellipticity is high enough to be interesting.

Astronomers commonly plot the locations of pulsars in the P - \dot{P} diagram, where P is the spin period and \dot{P} is its time derivative. If \dot{P} is dominated by magnetic dipole spin-down, pulsars of a given surface magnetic field will lie along a straight line in the log-log plot ($\dot{P} \propto P^{-5}$). Woan *et al.* (2018) point out that, if one considers only millisecond pulsars, there is a statistically significant cut-off corresponding instead to a minimum quadrupole spin-down ($\dot{P} \propto P^{-7}$), as shown in Fig. 3.

A minimum quadrupole is difficult to explain with magnetically dominated spin-down, which should be dipole dominated, but is natural if there is a minimum mass quadrupole corresponding to about a 10^{-9} ellipticity (Woan *et al.*, 2018). Such a quadrupole can be produced by magnetic stresses due to an internal magnetic field of order 10^{11} G, which is much stronger than the external fields (inferred from \dot{P}) of order 10^8 G but weaker than the fields of many young pulsars. For many years the standard story of millisecond pulsar formation has been (Bhattacharya and van den Heuvel, 1991, e.g.): Take a young pulsar with a surface field of order 10^{11} G, accrete plasma on it, spin the star up and bury most of the field with 10^8 G extending outside to produce the observed \dot{P} . In hindsight, this story naturally produces a minimum ellipticity of order 10^{-9} . The argument is not airtight—for instance, the internal magnetic field might decay on timescales more like millions of years (Pons and Viganò, 2019) than billions (Goldreich and Reiseneg-

ger, 1992)—but it neatly dovetails with the observations (Woan *et al.*, 2018).

In Fig. 4 we see the implications of millisecond pulsars having a 10^{-9} ellipticity. The curves show projected sensitivities of searches with various detector networks assuming a sensitivity depth of $500 \text{ Hz}^{-1/2}$. The diamonds correspond to intrinsic strains of known pulsars from version 2.5.1 of the ATNF catalog (Manchester *et al.*, 2005) assuming an ellipticity of 10^{-9} or the spin-down limit if that is known and lower (it is in a handful of cases). Some recent pulsar searches such as Abac *et al.* (2025e) are already close to 10^{-9} ellipticity.

Keep in mind that these numbers are rough at the factor of two level, and are fairly conservative. The sensitivity depths of some pulsar searches have been twice as good as assumed here (Wette, 2023). Observationally, the ellipticity cutoff is not really a step function at 10^{-9} (Woan *et al.*, 2018). Theoretically, for a given internal magnetic field the mass quadrupole can vary by a factor of a few depending on mass and configuration. And since pulsars certainly have different external fields, the internal fields are likely to vary too. Also, the strongest internal magnetic fields may decay with a time constant of order a million years (Pons and Viganò, 2019).

Nevertheless a clear picture emerges that several pulsars are likely detectable with upgrades of existing facilities ($A^\#$ or comparable) and dozens should be detectable in the era of next generation detectors. This is without even counting the new pulsars to be found with the Square Kilometre Array and x-ray satellites. Many of the best pulsars in Fig. 4 have been found recently, including the best one (Clark *et al.*, 2023). It is important to keep monitoring these pulsars, which are not always the ones radio and high-energy astronomers focus on. As we shall see below, even one detection can tell us a great deal. And with Cosmic Explorer and the Einstein Telescope, even with no detections we would get the interesting consolation prize of drastically revising the standard theory of millisecond pulsar formation.

C. Other populations

While accreting pulsars and millisecond pulsars may be the most promising in terms of specific objects that *should* be detected, there are also interesting prospects for young pulsars, electromagnetic point sources, and all-sky surveys that *could* be detected. That is, their maximum ellipticities are consistent with detection, but we do not know if they will be near their maxima. And r -modes *could* be detected from all types of source. While an instability drives r -modes toward their maximum amplitude, there is much uncertainty about what range of temperatures and spins allow the instability to operate (Glampedakis and Gualtieri, 2018; Lasky, 2015).

First, what if we repeat the above analyses of accreting

neutron stars and millisecond pulsars assuming r -mode emission rather than mountain emission? For $\alpha = 10^{-3}$ and a sensitivity depth of $100 \text{ Hz}^{-1/2}$ (Wette, 2023) the plot looks qualitatively similar to Fig. 4 (Owen and Rajbhandari, 2025). Several pulsars are detectable, if they have that r -mode amplitude, by next generation detectors and perhaps even with three A^\sharp detectors. However these are millisecond pulsars rather than young pulsars, and r -modes would evolve differently in this population. While there is an argument for active r -modes in some millisecond pulsars (Gusakov *et al.*, 2014), the neutron stars would probably be hotter than what is observed in these pulsars as much of the r -mode energy would be dissipated as heat (Schwenzer *et al.*, 2017). Also the saturation amplitude is probably up to a hundred times lower in these stars and therefore they are more promising candidates for all sky surveys for nearby objects—see Covas *et al.* (2022) for such a search and more discussion of the theoretical ups and downs. One topic that commonly arises in discussions of r -modes is the fact that the saturation amplitude calculations are difficult and delicate, and have not been performed by a variety of groups and methods; and so one might still hope for a higher amplitude and it is worth looking.

For some young known pulsars the r -mode situation might be more promising. The predicted saturation amplitude is relatively high (Bondaescu *et al.*, 2009). For one pulsar, known by its celestial coordinates J0537–6910, there are hints from x-ray timing observations that its spin-down might be dominated by gravitational waves from r -modes Andersson *et al.* (2018). R -mode pulsar searches have been performed only in recent years and have targeted this pulsar and the well known Crab pulsar (Abbott *et al.*, 2021; Fesik and Papa, 2020; Rajbhandari *et al.*, 2021).

What about mountains on young known pulsars? Since young pulsars generally spin down rapidly, they *could* generally have ellipticities of 10^{-6} or more consistent with their observed \dot{P} . It is not clear if they *should* in the same way that Woan *et al.* (2018) argue for old millisecond pulsars. Neutron stars are stably stratified, so there is no analog of plate tectonics. But supernova explosions, which can kick newborn pulsars at speeds exceeding 1000 km/s (Manchester *et al.*, 2005), are certainly asymmetric; and one can argue in general terms that some of that asymmetry might be reflected in the structure of young neutron stars. Also there is a subtle argument that long term timing of the Crab pulsar implies an internal magnetic field producing an ellipticity of order 10^{-6} (Dall’Osso and Perna, 2017). The results of plotting something like Fig. 4 for 10^{-6} ellipticity (or the spin-down limit if that is worse) are fairly predictable for young pulsars (Owen and Rajbhandari, 2025). The Crab and Vela pulsars, arguably the two most famous young ones, are detectable at this ellipticity with any network containing a next generation detector, and maybe even

with three A^\sharp detectors. Surprisingly, more than a dozen nearby millisecond pulsars have spin-downs (barely) consistent with an ellipticity of 10^{-6} , and those could be detectable on next generation timescales. However some of the spin-downs may be contaminated, for example by binary interactions, and in general there are not arguments for why millisecond pulsars (which are an old population) *should* have such high ellipticities, as opposed to the 10^{-9} minimum from Woan *et al.* (2018). These are still interesting to search, but it is harder to argue that they must yield a detection.

Supernova remnants and point sources associated with them are another population of relatively young neutron stars, generally being highly visible for only a few tens of thousands of years (Safi-Harb *et al.*, 2013). Given the scalings of gravitational wave emission, the best targets might be the youngest in our galaxy, the closest (which is also young), and the youngest in a nearby galaxy—see Abbott *et al.* (2022e); Ming *et al.* (2025); and Owen *et al.* (2024) for recent searches and references to earlier work. Extrapolating from these results, next generation detectors might detect normal neutron star ellipticities or r -modes with amplitude 10^{-3} over a wide frequency band in nearby neutron stars, and in the remnant of Supernova 1987A above a few hundred Hz (Owen and Rajbhandari, 2025). Many supernova remnants and point sources are interesting targets, but one must keep in mind that many of the neutron stars will spin too slowly for Earth-based detectors (Manchester *et al.*, 2005).

Last but not least, all sky surveys: Here we have to rely on population synthesis models such as Pagliaro *et al.* (2023) and references therein. Our galaxy should contain 10^8 or more neutron stars, vastly more than those visible as pulsars or in supernova remnants and similar structures. Population synthesis suggests that about one of these previously unknown neutron stars could radiate continuous gravitational waves detectable with three A^\sharp level detectors, and the number could be of order one hundred in the era of Cosmic Explorer and the Einstein Telescope.

III. WHAT CAN BE LEARNED FROM A DETECTION

A continuous wave signal contains a great deal of information. Even one will have 10^9 – 10^{11} cycles after a year of observation, more than all the binary mergers detected in our lifetimes. Every six months the Earth orbits $3 \times 10^8 \text{ km}$ through the wave field, implying a diffraction limited position resolution of order an arcsecond (Jarowski and Krolak, 1999). In contrast to compact binaries, this is possible even with one interferometer. The Earth-orbit baseline is even enough to yield a parallax distance if a source is within a few hundred pc (Sieniawska *et al.*, 2023). The frequency and spin-down parameters (time derivatives of the frequency) will be mea-

sured to 7–8 significant figures (Jaranowski and Krolak, 1999). And once a source is known it can be monitored with future observing runs, making its parameters ever better known. Even more information can be obtained by comparing the gravitational wave signal with its accompanying electromagnetic signal.

A. Frequency ratio

The most accurately measurable parameter is the gravitational wave frequency (Jaranowski and Krolak, 1999). Its ratio to the spin frequency obtained from electromagnetic observations tells us the gravitational wave emission mechanism. To summarize a slightly complicated flowchart (Jones, 2021): In most cases we should easily discriminate between free precession (multiple harmonics), a mountain (most likely a ratio of or near 2), and r -modes (a ratio around 1.5). Gravitational wave polarization also is different between mountains and r -modes, although it will not be as precisely measured (Owen, 2010).

A frequency ratio of 2 is most likely coming from a mountain. If the ratio is not quite 2, that tells us in addition that the crust and core are rotating slightly out of sync (Abbott *et al.*, 2008), perhaps leading up to a glitch. The difference tells us the crust-core coupling timescale, which is likely related to viscous timescales in the liquid core. In an accreting neutron star, magnetically supported mountains might be indicated by cyclotron resonant scattering features in the x-ray emission (Haskell *et al.*, 2015), allowing us to distinguish between them and elastically supported mountains such as those from buried electron capture layers.

A frequency ratio of about 1.5 means r -modes. If we detect r -modes, we know that dissipative processes such as viscosity are not too large (Owen *et al.*, 1998). The precise r -mode frequency ratio is about 1.39–1.64 (Ghosh *et al.*, 2023; Idrisy *et al.*, 2015) and depends mainly on the compactness GM/Rc^2 , where M is the star’s mass and R is its radius. Hence a frequency measurement yields information on the bulk properties, which in turn constrain the equation of state, a real prize for nuclear astrophysicists. Most neutron star models predict a roughly universal R independent of M (Lattimer, 2021), and if this is true it will tell us the mass of the star. If the neutron star is in a binary, that can yield an independent mass measurement.

B. Distance

Distances to continuous wave sources can be measured electromagnetically by various means. Radio pulses exhibit dispersion as they propagate through the interstellar plasma, and via measurements and models of the

galactic distribution the dispersion measure can yield a distance estimate which is usually good to tens of percent (Manchester *et al.*, 2005). Supernova remnant distances can be measured by various means, primarily the kinematic method of matching the Doppler shift of interstellar hydrogen to the velocity profile of the Galaxy (Safi-Harb *et al.*, 2013). Very long baseline interferometry can yield sky position measurements of point sources accurate enough to get parallax distances for sources several kpc away (Manchester *et al.*, 2005). A distance measurement allows a gravitational wave amplitude measured on Earth to be converted into the amplitude of the quadrupole on the neutron star (Sieniawska and Jones, 2021). If we are fortunate enough to find a source within a few hundred pc, we may get a parallax directly from the gravitational waves (Sieniawska *et al.*, 2023).

The quadrupole can tell us much. Above we noted that electromagnetic observations will tell us if we are dealing with a mass quadrupole (mountain) or current quadrupole (r -mode). Long observations of the spin-down parameters (see below) are needed to distinguish between elastically and magnetically supported mountains. If we know which one we are dealing with, we get a probe of the interior of the star.

Elastically supported mountains are maybe easiest to understand. The shear modulus goes up with pressure and density (Owen, 2005). Normal neutron stars are solid only in the crust, so the shear modulus and thus the maximum quadrupole are relatively low, with a maximum ellipticity of order 10^{-5} – 10^{-6} (Morales and Horowitz, 2022). Speculative models such as baryon-quark hybrids and quark stars involve matter deep in the core with higher density and shear modulus, and therefore can support elastic quadrupoles several orders of magnitude higher (Owen, 2005). Therefore observation of a large elastic mountain indicates an exotic composition.

Magnetically supported mountains have implications for the (average) magnetic field inside the star. For most stars the field is expected to be a linear function of ellipticity as in Eq. 3, so a measurement of ellipticity yields the average internal field (Lander, 2014). Surprisingly, a detection strong enough to yield multiple peaks in the spectrum could constrain the overall internal magnetic field configuration (Lasky and Melatos, 2013).

In the case of a current quadrupole from an r -mode, the saturation amplitude is tied to dissipative mechanisms inside the star such as viscosity (Bondarescu *et al.*, 2009; Lindblom *et al.*, 1998). Viscous damping may be much higher in stars with various exotic phases such as hyperons (Lindblom and Owen, 2002; Ofengeim *et al.*, 2019). Thus an r -mode amplitude observation could yield information not only on the equation of state of a neutron star but on its composition. Combined with equation of state information from the frequency (Ghosh *et al.*, 2023; Idrisy *et al.*, 2015) the distance allows us to disambiguate the star’s moment of inertia and α (Anna-

malai and Nandi, 2024; Ghosh, 2023).

C. Spin-down parameters

The spin-down parameters, especially higher order ones obtained over long observation baselines, can yield further insights into the gravitational wave emission mechanism of each source. Together the frequency and first derivative yield information on the equation of state (M and R separately) if magnetic field effects are not too large (Caride *et al.*, 2019). Year-long observations, with the distance known, can separate out the dipole and quadrupole (magnetic and gravitational wave) parts of the spin-down (Hua *et al.*, 2023; Lu *et al.*, 2023). This can be used to make a case for the mass quadrupole being elastically or magnetically supported, since the external magnetic dipole field is likely correlated with the internal field contributing to the mass quadrupole.

IV. SUMMARY AND OUTLOOK

The take-away messages are simple.

Continuous gravitational waves are an exciting discovery frontier in the coming years. According to our current understanding of accreting neutron stars and their descendants the millisecond pulsars, these sources are likely to be detected with upgrades of existing detector facilities. In the era of next generation detectors such as Cosmic Explorer and the Einstein Telescope, there should be many detections—and if not, it drastically revises our last few decades of understanding the life cycles of these objects.

Even one detection will yield a great deal of information on neutron stars at the extremes of condensed matter physics, nuclear physics, and several other areas. And this information will be qualitatively different from the first tantalizing hints we are now learning from multimessenger neutron star binary mergers—it will tie in to elasticity, viscosity, and other properties of the microphysics of extreme matter, not just the bulk equation of state. Gravitational waves opened a new window on the universe, and continuous gravitational waves will peer through that window into the hidden depths of neutron stars and the most extreme states of matter.

ACKNOWLEDGMENTS

This work was supported by NSF grant PHY-2450793 to UMBC. I am grateful to Alessandra Corsi and Michael Krämer for discussions about current and future radio observations and to Ian Jones for discussions about gravitational waves. Thanks also to Matthew Pitkin and Graham Woan for discussions about and permission to use their figure. This material is based in part upon work

supported by NSF’s LIGO Laboratory which is a major facility fully funded by the National Science Foundation.

REFERENCES

- Aasi, J., *et al.* (LIGO Scientific) (2015), *Class. Quant. Grav.* **32**, 074001, arXiv:1411.4547 [gr-qc].
- Abac, A., *et al.* (2025a), “The Science of the Einstein Telescope,” arXiv:2503.12263 [gr-qc].
- Abac, A. G., *et al.* (KAGRA, LIGO Scientific, VIRGO) (2024), *Phys. Rev. D* **110** (4), 042001, arXiv:2403.03004 [astro-ph.CO].
- Abac, A. G., *et al.* (LIGO Scientific, VIRGO, KAGRA) (2025b), “All-sky search for long-duration gravitational-wave transients in the first part of the fourth LIGO-Virgo-KAGRA Observing run,” arXiv:2507.12282 [gr-qc].
- Abac, A. G., *et al.* (LIGO Scientific, VIRGO, KAGRA) (2025c), “GWTC-4.0: An Introduction to Version 4.0 of the Gravitational-Wave Transient Catalog,” arXiv:2508.18080 [gr-qc].
- Abac, A. G., *et al.* (LIGO Scientific, VIRGO, KAGRA) (2025d), “GWTC-4.0: Updating the Gravitational-Wave Transient Catalog with Observations from the First Part of the Fourth LIGO-Virgo-KAGRA Observing Run,” arXiv:2508.18082 [gr-qc].
- Abac, A. G., *et al.* (LIGO Scientific, VIRGO, KAGRA) (2025e), *Astrophys. J.* **983** (2), 99, arXiv:2501.01495 [astro-ph.HE].
- Abbott, B., *et al.* (LIGO Scientific) (2008), *Astrophys. J. Lett.* **683**, L45, [Erratum: *Astrophys. J. Lett.* 706, L203–L204 (2009), Erratum: *Astrophys. J.* 706, L203–L204 (2009)], arXiv:0805.4758 [astro-ph].
- Abbott, B. P., *et al.* (LIGO Scientific, Virgo) (2016), *Phys. Rev. Lett.* **116** (6), 061102, arXiv:1602.03837 [gr-qc].
- Abbott, B. P., *et al.* (LIGO Scientific, Virgo) (2017a), *Phys. Rev. Lett.* **119** (16), 161101, arXiv:1710.05832 [gr-qc].
- Abbott, B. P., *et al.* (LIGO Scientific, Virgo, Fermi GBM, INTEGRAL, IceCube, AstroSat Cadmium Zinc Telluride Imager Team, IPN, Insight-Hxmt, ANTARES, Swift, AGILE Team, 1M2H Team, Dark Energy Camera GW-EM, DES, DLT40, GRAWITA, Fermi-LAT, ATCA, ASKAP, Las Cumbres Observatory Group, OzGrav, DWF (Deeper Wider Faster Program), AST3, CAASTRO, VINROUGE, MASTER, J-GEM, GROWTH, JAGWAR, CaltechNRAO, TTU-NRAO, NuSTAR, Pan-STARRS, MAXI Team, TZAC Consortium, KU, Nordic Optical Telescope, ePESSTO, GROND, Texas Tech University, SALT Group, TOROS, BOOTES, MWA, CALET, IKI-GW Follow-up, H.E.S.S., LOFAR, LWA, HAWC, Pierre Auger, ALMA, Euro VLBI Team, Pi of Sky, Chandra Team at McGill University, DFN, ATLAS Telescopes, High Time Resolution Universe Survey, RIMAS, RATIR, SKA South Africa/MeerKAT) (2017b), *Astrophys. J. Lett.* **848** (2), L12, arXiv:1710.05833 [astro-ph.HE].
- Abbott, B. P., *et al.* (KAGRA, LIGO Scientific, Virgo) (2020), *Living Rev. Rel.* **23**, 3, arXiv:1304.0670 [gr-qc].
- Abbott, R., *et al.* (LIGO Scientific, Virgo, KAGRA) (2021), *Astrophys. J.* **922** (1), 71, arXiv:2104.14417 [astro-ph.HE].
- Abbott, R., *et al.* (KAGRA, LIGO Scientific, VIRGO) (2022a), *Phys. Rev. D* **106** (10), 102008, arXiv:2201.00697 [gr-qc].

- Abbott, R., *et al.* (LIGO Scientific, KAGRA, VIRGO) (2022b), *Astrophys. J. Lett.* **941** (2), L30, arXiv:2209.02863 [astro-ph.HE].
- Abbott, R., *et al.* (KAGRA, LIGO Scientific, VIRGO) (2022c), *Phys. Rev. D* **106** (4), 042003, arXiv:2204.04523 [astro-ph.HE].
- Abbott, R., *et al.* (KAGRA, VIRGO, LIGO Scientific) (2022d), *Phys. Rev. D* **106** (6), 062002, arXiv:2201.10104 [gr-qc].
- Abbott, R., *et al.* (LIGO Scientific, VIRGO) (2022e), *Phys. Rev. D* **105** (8), 082005, arXiv:2111.15116 [gr-qc].
- Acernese, F., *et al.* (VIRGO) (2015), *Class. Quant. Grav.* **32** (2), 024001, arXiv:1408.3978 [gr-qc].
- Akutsu, T., *et al.* (KAGRA) (2021), *PTEP* **2021** (5), 05A101, arXiv:2005.05574 [physics.ins-det].
- Andersson, N. (1998), *Astrophys. J.* **502**, 708, arXiv:gr-qc/9706075.
- Andersson, N., D. Antonopoulou, C. M. Espinoza, B. Haskell, and W. C. G. Ho (2018), *Astrophys. J.* **864** (2), 137, arXiv:1711.05550 [astro-ph.HE].
- Andersson, N., K. D. Kokkotas, and N. Stergioulas (1999), *Astrophys. J.* **516**, 307, arXiv:astro-ph/9806089.
- Annamalai, D., and R. Nandi (2024), “Inferring Neutron Star Properties via r-mode Gravitational Wave Signals,” arXiv:2406.13043 [astro-ph.HE].
- Barsotti, L., L. McCuller, M. Evans, and P. Fritschel (2018), “The a+ design curve,” LIGO-T1800042.
- Bhattacharya, D., and E. P. J. van den Heuvel (1991), *Phys. Rept.* **203** (1-2), 1.
- Bildsten, L. (1998), *Astrophys. J. Lett.* **501**, L89, arXiv:astro-ph/9804325.
- Bondarescu, R., S. A. Teukolsky, and I. Wasserman (2009), *Phys. Rev. D* **79**, 104003, arXiv:0809.3448 [astro-ph].
- Branchesi, M., *et al.* (2023), *JCAP* **07**, 068, arXiv:2303.15923 [gr-qc].
- Caplan, M. E., and C. J. Horowitz (2017), *Rev. Mod. Phys.* **89** (4), 041002, arXiv:1606.03646 [astro-ph.HE].
- Capote, E., *et al.* (2025), *Phys. Rev. D* **111** (6), 062002, arXiv:2411.14607 [gr-qc].
- Caride, S., R. Inta, B. J. Owen, and B. Rajbhandari (2019), *Phys. Rev. D* **100** (6), 064013, arXiv:1907.04946 [gr-qc].
- Clark, C. J., R. P. Breton, E. D. Barr, M. Burgay, T. Thongmeearkom, L. Nieder, S. Buchner, B. Stappers, M. Kramer, W. Becker, M. Mayer, A. Phosrisom, A. Ashok, M. C. Bezuidenhout, F. Calore, I. Cognard, P. C. C. Freire, M. Geyer, J. M. Grießmeier, R. Karuppusamy, L. Levin, P. V. Padmanabh, A. Possenti, S. Ransom, M. Serylak, V. Venkatraman Krishnan, L. Vleeschower, J. Behrend, D. J. Champion, W. Chen, D. Horn, E. F. Keane, L. Küinkel, Y. Men, A. Ridolfi, V. S. Dhillon, T. R. Marsh, and M. A. Papa (2023), *Mon. Not. Roy. Astron. Soc.* **519** (4), 5590, arXiv:2212.08528 [astro-ph.HE].
- Corsi, A., *et al.* (2024), *Front. Astron. Space Sci.* **11**, 1386748, arXiv:2402.13445 [astro-ph.HE].
- Covas, P. B., M. A. Papa, and R. Prix (2025), *Astrophys. J.* **985** (2), 192, arXiv:2409.16196 [gr-qc].
- Covas, P. B., M. A. Papa, R. Prix, and B. J. Owen (2022), *Astrophys. J. Lett.* **929** (2), L19, arXiv:2203.01773 [gr-qc].
- Dall’Osso, S., and R. Perna (2017), *Mon. Not. Roy. Astron. Soc.* **472** (2), 2142, arXiv:1708.08925 [astro-ph.HE].
- Dewdney, P. E., P. J. Hall, R. T. Schilizzi, and T. J. L. W. Lazio (2009), *IEEE Proceedings* **97** (8), 1482.
- Evans, M., *et al.* (2021), “A Horizon Study for Cosmic Explorer: Science, Observatories, and Community,” arXiv:2109.09882 [astro-ph.IM].
- Evans, M., *et al.* (2023), “Cosmic Explorer: A Submission to the NSF MPSAC ngGW Subcommittee,” arXiv:2306.13745 [astro-ph.IM].
- Fesik, L., and M. A. Papa (2020), *Astrophys. J.* **895** (1), 11, [Erratum: *Astrophys. J.* 897, 185 (2020)], arXiv:2001.07605 [gr-qc].
- Friedman, J. L., and S. M. Morsink (1998), *Astrophys. J.* **502**, 714, arXiv:gr-qc/9706073.
- Galaudage, S., K. Wette, D. K. Galloway, and C. Messenger (2021), *Mon. Not. Roy. Astron. Soc.* **509** (2), 1745, arXiv:2105.13803 [astro-ph.HE].
- Ghosh, S. (2023), *Mon. Not. Roy. Astron. Soc.* **525** (1), 448, arXiv:2304.12356 [gr-qc].
- Ghosh, S., D. Pathak, and D. Chatterjee (2023), *Astrophys. J.* **944** (1), 53, arXiv:2209.11941 [gr-qc].
- Glampedakis, K., and L. Gualtieri (2018), *Astrophys. Space Sci. Libr.* **457**, 673, arXiv:1709.07049 [astro-ph.HE].
- Goldreich, P., and A. Reisenegger (1992), *Astrophys. J.* **395**, 250.
- Golomb, J., I. Legred, K. Chatziioannou, and P. Landry (2025), *Phys. Rev. D* **111** (2), 023029, arXiv:2410.14597 [astro-ph.HE].
- Green, D. A. (2025), *J. Astrophys. Astron.* **46**, 14, arXiv:2411.03367 [astro-ph.GA].
- Gupta, I., *et al.* (2024), *Class. Quant. Grav.* **41** (24), 245001, arXiv:2307.10421 [gr-qc].
- Gusakov, M. E., A. I. Chugunov, and E. M. Kantor (2014), *Phys. Rev. Lett.* **112** (15), 151101, arXiv:1310.8103 [astro-ph.HE].
- Haskell, B., and M. Bejger (2023), *Nature Astron.* **7** (10), 1160.
- Haskell, B., M. Priymak, A. Patruno, M. Oppenorth, A. Melatos, and P. D. Lasky (2015), *Mon. Not. Roy. Astron. Soc.* **450** (3), 2393, arXiv:1501.06039 [astro-ph.SR].
- Hild, S., *et al.* (2011), *Class. Quant. Grav.* **28**, 094013, arXiv:1012.0908 [gr-qc].
- Horowitz, C. J., and K. Kadau (2009), *Phys. Rev. Lett.* **102**, 191102, arXiv:0904.1986 [astro-ph.SR].
- Hua, Y., K. Wette, S. M. Scott, and M. D. Pitkin (2023), *Mon. Not. Roy. Astron. Soc.* **527** (4), 10564, arXiv:2309.01133 [gr-qc].
- Idrisy, A., B. J. Owen, and D. I. Jones (2015), *Phys. Rev. D* **91** (2), 024001, arXiv:1410.7360 [gr-qc].
- Jaranowski, P., and A. Krolak (1999), *Phys. Rev. D* **59**, 063003, arXiv:gr-qc/9809046.
- Jaranowski, P., A. Krolak, and B. F. Schutz (1998), *Phys. Rev. D* **58**, 063001, arXiv:gr-qc/9804014.
- Jonas, J., and MeerKAT Team (2016), in *MeerKAT Science: On the Pathway to the SKA*, p. 1.
- Jones, D. I. (2021), “Learning from the Frequency Content of Continuous Gravitational Wave Signals,” arXiv:2111.08561 [astro-ph.HE].
- Jones, D. I., and N. Andersson (2002), *Mon. Not. Roy. Astron. Soc.* **331**, 203, arXiv:gr-qc/0106094.
- Jones, D. I., and K. Riles (2025), *Class. Quant. Grav.* **42** (3), 033001, arXiv:2403.02066 [astro-ph.HE].
- Kalogera, V., *et al.* (2021), “The Next Generation Global Gravitational Wave Observatory: The Science Book,” arXiv:2111.06990 [gr-qc].
- Killestein, T. L., M. Mould, D. Steeghs, J. Casares, D. K. Galloway, and J. T. Whelan (2023), *Mon. Not. Roy. Astron. Soc.* **520** (4), 5317, arXiv:2302.00018 [astro-ph.HE].

- Kuns, K., and P. Fritschel (2023), “A# strain sensitivity,” LIGO-T2300041.
- Kuns, K., E. Hall, V. Srivastava, J. Smith, M. Evans, P. Fritschel, L. McCuller, C. Wipf, and S. Ballmer (2020), “Cosmic explorer strain sensitivity,” CE-2000017.
- Lander, S. K. (2014), *Mon. Not. Roy. Astron. Soc.* **437** (1), 424, arXiv:1307.7020 [astro-ph.HE].
- Lasky, P. D. (2015), *Publ. Astron. Soc. Austral.* **32**, e034, arXiv:1508.06643 [astro-ph.HE].
- Lasky, P. D., and A. Melatos (2013), *Phys. Rev. D* **88** (10), 103005, arXiv:1310.7633 [astro-ph.HE].
- Lattimer, J. M. (2021), *Ann. Rev. Nucl. Part. Sci.* **71**, 433.
- Levin, Y. (1999), *Astrophys. J.* **517**, 328, arXiv:astro-ph/9810471.
- Lindblom, L., and B. J. Owen (2002), *Phys. Rev. D* **65**, 063006, arXiv:astro-ph/0110558.
- Lindblom, L., B. J. Owen, and S. M. Morsink (1998), *Phys. Rev. Lett.* **80**, 4843, arXiv:gr-qc/9803053.
- Lu, N., K. Wette, S. M. Scott, and A. Melatos (2023), *Mon. Not. Roy. Astron. Soc.* **521** (2), 2103, arXiv:2209.10981 [gr-qc].
- Manchester, R. N., G. B. Hobbs, A. Teoh, and M. Hobbs (2005), *Astron. J.* **129**, 1993, version 2.5.1. See <http://www.atnf.csiro.au/research/pulsar/psrcat/>, arXiv:astro-ph/0412641.
- Melatos, A., and D. J. B. Payne (2005), *Astrophys. J.* **623**, 1044, arXiv:astro-ph/0503287.
- Mendell, G. (1991), *Astrophys. J.* **380**, 530.
- Miller, A. L. (2025), “Gravitational wave probes of particle dark matter: a review,” arXiv:2503.02607 [astro-ph.HE].
- Ming, J., M. A. Papa, H.-B. Eggenstein, B. Machenschalk, J. Martins, B. Steltner, B. McGloughlin, V. Dergachev, R. Prix, and M. Bensch (2025), “Observational constraints on the spin/anisotropy of the CCOs of Cassiopeia A, Vela Jr. and G347.3-0.5 and a single surviving continuous gravitational wave candidate,” arXiv:2512.15672 [gr-qc].
- Morales, J. A., and C. J. Horowitz (2022), *Mon. Not. Roy. Astron. Soc.* **517** (4), 5610, arXiv:2209.03222 [gr-qc].
- Nan, R., D. Li, C. Jin, Q. Wang, L. Zhu, W. Zhu, H. Zhang, Y. Yue, and L. Qian (2011), *Int. J. Mod. Phys. D* **20**, 989, arXiv:1105.3794 [astro-ph.IM].
- Ofengeim, D. D., M. E. Gusakov, P. Haensel, and M. Fortin (2019), *Phys. Rev. D* **100** (10), 103017, arXiv:1911.08407 [astro-ph.HE].
- Owen, B. J. (2005), *Phys. Rev. Lett.* **95**, 211101, arXiv:astro-ph/0503399.
- Owen, B. J. (2009), *Class. Quant. Grav.* **26**, 204014, arXiv:0904.4848 [gr-qc].
- Owen, B. J. (2010), *Phys. Rev. D* **82**, 104002, arXiv:1006.1994 [gr-qc].
- Owen, B. J., L. Lindblom, C. Cutler, B. F. Schutz, A. Vecchio, and N. Andersson (1998), *Phys. Rev. D* **58**, 084020, arXiv:gr-qc/9804044.
- Owen, B. J., L. Lindblom, L. S. Pinheiro, and B. Rajbhandari (2024), *Astrophys. J. Lett.* **962** (2), L23, arXiv:2310.19964 [gr-qc].
- Owen, B. J., and B. Rajbhandari (2025), “Multi-messenger detectability of continuous gravitational waves from the near future to next generation detectors,” arXiv:2512.22938 [gr-qc].
- Özel, F., and P. Freire (2016), *Ann. Rev. Astron. Astrophys.* **54**, 401, arXiv:1603.02698 [astro-ph.HE].
- Pagliaro, G., M. A. Papa, J. Ming, J. Lian, D. Tsuna, C. Maraston, and D. Thomas (2023), *Astrophys. J.* **952** (2), 123, arXiv:2303.04714 [gr-qc].
- Pagliaro, G., M. A. Papa, J. Ming, and M. Muratore (2025), arXiv:2503.17087 [astro-ph.HE].
- Papaloizou, J., and J. E. Pringle (1978), *Mon. Not. Roy. Astron. Soc.* **184**, 501.
- Philippov, A., and M. Kramer (2022), *Ann. Rev. Astron. Astrophys.* **60**, 495.
- Piccinni, O. J. (2022), *Galaxies* **10** (3), 72, arXiv:2202.01088 [gr-qc].
- Pons, J. A., and D. Viganò (2019), *Liv. Rev. Comput. Astrophys.* **5** (1), 3, arXiv:1911.03095 [astro-ph.HE].
- Punturo, M., *et al.* (2010), *Class. Quant. Grav.* **27**, 194002.
- Rajbhandari, B., B. J. Owen, S. Caride, and R. Inta (2021), *Phys. Rev. D* **104** (12), 122008, arXiv:2101.00714 [gr-qc].
- Reisenegger, A., and A. A. Bonacic (2003), *Phys. Rev. Lett.* **91**, 201103, arXiv:astro-ph/0303375.
- Reynolds, C. S., *et al.* (2023), *Proc. SPIE Int. Soc. Opt. Eng.* **12678**, 126781E, arXiv:2311.00780 [astro-ph.IM].
- Riles, K. (2023), *Living Rev. Rel.* **26** (1), 3, arXiv:2206.06447 [astro-ph.HE].
- Safi-Harb, S., G. Ferrand, and H. Matheson (2013), in *Neutron Stars and Pulsars: Challenges and Opportunities after 80 years*, IAU Symposium, Vol. 291, edited by J. van Leeuwen, pp. 483–485, arXiv:1210.5264 [astro-ph.GA].
- Safi-Harb, S., *et al.* (AXIS Compact Objects-Supernova Remnants Science Working Group) (2023), “From Stellar Death to Cosmic Revelations: Zooming in on Compact Objects, Relativistic Outflows and Supernova Remnants with AXIS,” arXiv:2311.07673 [astro-ph.HE].
- Schwenzer, K., T. Boztepe, T. Güver, and E. Vurgun (2017), *Mon. Not. Roy. Astron. Soc.* **466** (3), 2560, arXiv:1609.01912 [astro-ph.HE].
- Shoemaker, D., N. Arnaud, and T. Sawada (2025), “Observing scenario timeline graphic, post-O3,” <https://dcc.ligo.org/LIGO-G2002127/public> (version 33).
- Sieniawska, M., and D. I. Jones (2021), *Mon. Not. Roy. Astron. Soc.* **509** (4), 5179, arXiv:2108.11710 [astro-ph.HE].
- Sieniawska, M., D. I. Jones, and A. L. Miller (2023), *Mon. Not. Roy. Astron. Soc.* **521** (2), 1924, arXiv:2212.07506 [astro-ph.HE].
- Smits, R., M. Kramer, B. Stappers, D. R. Lorimer, J. Cordes, and A. Faulkner (2009), *Astron. Astrophys.* **493**, 1161, arXiv:0811.0211 [astro-ph].
- Tauris, T. M., and R. N. Manchester (1998), *Mon. Not. Roy. Astron. Soc.* **298** (3), 625.
- Tomsick, J. A., *et al.* (2023), *PoS ICRC2023*, 745, arXiv:2308.12362 [astro-ph.HE].
- Vargas, A. F., and A. Melatos (2025), *Phys. Rev. D* **111** (8), 084040, arXiv:2310.19183 [gr-qc].
- Watts, A., B. Krishnan, L. Bildsten, and B. F. Schutz (2008), *Mon. Not. Roy. Astron. Soc.* **389**, 839, arXiv:0803.4097 [astro-ph].
- Wette, K. (2023), *Astropart. Phys.* **153**, 102880, arXiv:2305.07106 [gr-qc].
- Whelan, J. T., *et al.* (2023), *Astrophys. J.* **949** (2), 117, arXiv:2302.10338 [astro-ph.HE].
- Wilner, D. J., *et al.* (2024), “Key Science Goals for the Next Generation Very Large Array (ngVLA): Update from the ngVLA Science Advisory Council (2024),” arXiv:2408.14497 [astro-ph.IM].

- Woan, G., M. D. Pitkin, B. Haskell, D. I. Jones, and P. D. Lasky (2018), *Astrophys. J. Lett.* **863** (2), L40, arXiv:1806.02822 [astro-ph.HE].
- Yunes, N., M. C. Miller, and K. Yagi (2022), *Nature Rev. Phys.* **4** (4), 237, arXiv:2202.04117 [gr-qc].