

When spacetime vibrates: An introduction to gravitational waves

José P. S. Lemos

Centro de Astrofísica e Gravitação - CENTRA,

Departamento de Física, Instituto Superior Técnico - IST,

Universidade de Lisboa - UL, Avenida Rovisco Pais 1, 1049-001,

Lisboa, Portugal, Electronic address: joselemos@tecnico.ulisboa.pt

This article presents a comprehensive analysis of the physics of gravitational waves, exploring both the theoretical foundations and the most recent experimental advances. After a general introduction to the theory of general relativity and its major implications, the article discusses the history of gravitational waves, from their prediction by Einstein to their actual detection. It then explains what gravitational waves are and how they interact with appropriate detectors. The main mechanisms of gravitational radiation emission are analyzed, with a focus on compact binary systems of compact objects, whose orbits typically evolve in three phases: inspiral, merger, and the final ringdown phase, each of these phases leaving distinct signatures in the emitted waves. The article highlights the fundamental role of the giant interferometers LIGO, Virgo, and KAGRA, true cathedrals of modern science, and revisits the historic event GW150914, the first direct detection of gravitational waves, which confirmed the predictions of general relativity and opened a new era for astronomy. This achievement was recognized with the 2017 Nobel Prize in Physics. Other observed events are also discussed, along with their astrophysical sources, and the possibility of detecting gravitational waves of cosmological origin, originating from the Big Bang itself. Finally, current and future projects are analyzed, including observatories based on increasingly sophisticated interferometers, as well as proposals for alternative detection methods, illustrating how gravitational-wave astronomy is shaping the present and future of our exploration of the universe. In concluding, the detection of gravitational waves is set in a broader context by examining the discoveries across the electromagnetic spectrum, thereby illustrating the complementary perspectives these different observational channels provide.

I. GENERAL RELATIVITY AND ITS MAJOR CONSEQUENCES

General relativity changed the world and our view of the world. The fundamental equation is

$$G_{ab} = \frac{8\pi G}{c^4} T_{ab}. \quad (1)$$

Here, G_{ab} represents spacetime and T_{ab} represents matter, with the two quantities coupled through the universal gravitational constant G and the speed of light c in the precise combination $\frac{8\pi G}{c^4}$. The quantity G_{ab} , known as the Einstein tensor, is constructed from the spacetime metric and its first and second derivatives with respect to space and time. Equation (1) expresses the profound idea that spacetime tells matter how to move, and matter tells spacetime how to curve. It replaced the Newtonian concept of gravity, namely, a universal gravitational force between masses, with a geometric description of gravity based on the concept of spacetime. Proposed by Einstein in 1915, Eq. (1), called the Einstein equation, forms the foundation of general relativity.

The theory opened up entirely new and important branches of science:

- Gravitational lensing (1915, Einstein)
- Gravitational waves (1916, Einstein)
- Cosmology (1917, Einstein)
- Fundamental theories (1918, Weyl)
- Black holes (1939, Oppenheimer and Snyder)

Gravitational lenses are massive objects that bend and focus light from distant sources through their gravitational fields, producing brighter, distorted, or multiple images compared to direct observation. The phenomenon was initially discussed by Einstein as early as 1913 and formulated more rigorously within the framework of general relativity in 1915. The related effect of light deflection was famously confirmed during the 1919 solar eclipse. Today, the study of gravitational lensing is highly relevant in astrophysics and cosmology and is a powerful tool for investigating the distribution of matter in the universe, including dark matter.

Gravitational waves, ripples in spacetime that propagate at the speed of light, were proposed by Einstein in 1916 shortly after the formulation of general relativity. We will discuss these in more detail.

Cosmology, as a branch of modern science, was inaugurated by Einstein in 1917 with

a remarkable paper in which he proposed a finite and closed universe without boundary, revolutionizing ideas about physical topology and the very concept of universe.

Fundamental theories aim to describe all of physics through a single unifying law that integrates every physical interaction. One of the earliest attempts in this direction was made in 1918 by Weyl, a German mathematician and physicist, who proposed a unified theory of gravitation and electromagnetism.

Black holes are objects formed purely of gravitational fields. Their existence was first speculated in 1939 in an extraordinary work by Oppenheimer and Snyder. Today, we know that black holes are ubiquitous throughout the universe.

II. HISTORY OF GRAVITATIONAL WAVES

A. Pre-history

The pre-history of gravitational waves is brief but interesting. Below we highlight a few dates, names, and ideas:

1825 - Laplace, a French mathematician and physicist, speculated that the speed of gravity must be at least 100 million times faster than the speed of light.

1893 - Heaviside, an English physicist, proposed a formulation of gravity analogous to electromagnetism, anticipating concepts that would later appear in the theory of relativity, including the idea of gravitational waves.

1905 - Poincaré, a French mathematician and physicist, while developing a relativistic theory of gravity inspired by Maxwell's equations, explicitly introduced the term gravitational wave.

B. History

The history of gravitational waves spans over a century. We briefly characterize the key developments by listing the dates, the physicists involved, and the contributions:

1916 - Einstein derived a formula for gravitational radiation. It contained a major error. The radiation was monopolar, i.e., originating from an object expanding and contracting radially. Abraham, a German physicist, and Nordström, a Finnish physicist, pointed Einstein in the correct direction, but they themselves did not derive the right formula.

1918 - Einstein derived the correct quadrupole radiation formula for gravitational wave emission, or almost correct, as it was missing a factor of 2.

1922 - Eddington, an English astrophysicist, identified the error and finally presented the correct formula with the missing factor of 2. He also argued that if longitudinal gravitational waves were real, they would propagate at the speed of thought, i.e., instantaneously, which would contradict the principles of relativity. From this, he concluded that if gravitational waves do exist, only transverse ones could be physically possible. He then applied the quadrupole formula to a rotating bar, establishing a theoretical foundation for calculating energy loss via gravitational radiation in astrophysical systems.

1936 - Now at Princeton, Einstein and his collaborator Rosen, an American physicist, submitted a paper to *Physical Review* asserting that gravitational waves could not occur. The manuscript was rejected after an anonymous referee pointed out errors and suggested corrections. Outraged that the paper had been reviewed without his consent, Einstein wrote a protest letter to the editor, Tate, vowing never to publish in that journal again. Shortly afterward, the referee, Robertson, an American physicist at Caltech, discussed the errors with Einstein's collaborator Infeld, from Poland. Convinced by Infeld, Einstein redid the calculations, acknowledged the mistake, and a corrected version of the paper was published in the *Journal of the Franklin Institute*.

1941 - Landau and Lifshitz, Russian physicists, showed that the quadrupole formula is valid for describing the emission of gravitational waves by binary star systems in orbit. This marked a significant advance, building on Eddington's earlier work on rotating bars.

1957 - Pirani, an English physicist, recognized that gravitational waves are manifestations of spacetime curvature, described by the Riemann tensor. He demonstrated that free-falling particles experience deviations in their geodesic paths as a gravitational wave passes, revealing the physically observable tidal-force nature of the phenomenon. Newton was the first to understand tidal forces as differential gravitational forces responsible for ocean tides. Later, Einstein clarified that, within the framework of general relativity, the gravitational force itself has no fundamental physical meaning. Instead, tidal forces, manifested as spacetime curvature and mathematically described by the Riemann tensor, are the quantities that carry true physical significance. Building on this understanding, Bondi, an Austrian-born British physicist, showed that gravitational waves carry energy as they propagate, a

conclusion reinforced by Feynman, an American physicist, who had previously successfully quantized the electromagnetic field.

1962 - Bondi formally proved that systems emitting gravitational waves lose mass, following work initiated in 1958 by the Polish physicist Trautman.

1967 - Thorne, who had previously graduated from Princeton under the supervision of Wheeler, both American physicists, began systematically developing the theory of gravitational waves, laying the foundation for its application to realistic astrophysical contexts. In parallel, Penrose and Newman, English and American physicists, respectively, introduced new mathematical tools, including the Newman-Penrose formalism, which proved important for accurately describing gravitational radiation in asymptotically flat spacetimes.

1969 - Burke, then a student of Thorne at Caltech, applied the method of matched asymptotic expansions to general relativity, enabling consistent matching between the near field of the gravitational-wave source and the far-field region where radiation is observed.

1970 - Weber, an American experimental physicist, used resonant bar detectors and announced the detection of gravitational waves. However, his results were never independently reproduced, and the scientific community ultimately rejected the claim.

1971 - Hawking, an English physicist, used his area theorem, which states that the event horizon area of black holes cannot decrease, to show that in a collision of two black holes, there is a maximum amount of mass that can be converted into gravitational radiation. For the merger of two equal-mass, non-spinning black holes, this theoretical limit is about 29% of the total initial mass.

1974 - Hulse and Taylor, American astronomers at Princeton, discovered a pulsar in a compact binary system and, over the following years, showed that the system's orbital radius was shrinking in agreement with energy loss via gravitational waves, as predicted by general relativity. For this indirect confirmation of the existence of gravitational waves, they received the 1993 Nobel Prize in Physics.

1975 - Weiss, a German-born American physicist of MIT, and Thorne met in Washington, D.C., to discuss and develop the proposal for a laser-based Michelson interferometer for detecting gravitational waves, an idea originally conceived by Weiss in the 1960s. The U.S. National Science Foundation, whose principal reviewer Itzikson was an expert on gravitational waves, approved initial funding for the project that would become LIGO, the Laser

Interferometer Gravitational-Wave Observatory. Soon after, Drever, a Scottish experimental physicist, joined them, forming the troika with Weiss and Thorne.

1991 - Christodoulou, a Greek physicist, mathematically demonstrated the existence of the gravitational wave memory effect: a permanent change in the relative separation of test particles after a wave passes. Unlike the transient oscillation of the wave itself, this effect of much smaller amplitude leaves a lasting imprint on spacetime.

1994 - Barry Barish, an American physicist, assumed leadership of the LIGO project, introducing a renewed emphasis on experimental feasibility and the practical construction of the detectors. Under his direction, construction began on two LIGO observatories: one in Livingston, Louisiana, and the other in Hanford, Washington.

2002 - LIGO began its first observational run, named O1, aiming to detect gravitational waves. The Virgo interferometer, located near Pisa, Italy, was later added to the Hanford and Livingston LIGO interferometers, marking the beginning of international collaboration in the search for gravitational waves.

2005 - Pretorius, a South African physicist at Princeton, achieved the first successful numerical relativity solution of the black hole merger problem, see Fig. 1. His breakthrough inaugurated a new era in the field, catalyzing the development of gravitational wave templates now in use in modern interferometers.




FIG. 1: Representation of two black holes inspiraling on a collision course, emitting gravitational waves, with the end point being their merger.

2015 - On September 14, gravitational waves were detected for the first time by LIGO, marking a historic milestone in physics. The signal, named GW150914, was generated by the merger of two black holes, each with a mass of about 30 solar masses, over 300 Mpc away. Since 1 Mpc equals one million parsecs, and one parsec is about 3.3 light-years, the

event occurred over a billion light-years from Earth, and a billion years ago. The discovery confirmed Einstein's general relativity prediction and initiated the era of gravitational wave astronomy.

2017 - In October, in recognition of the historic detection of gravitational waves, the Nobel Prize in Physics was awarded to Weiss, Barish, and Thorne, three key figures in the development and leadership of the LIGO project.

2020 - The Nobel Prize in Physics was awarded for fundamental contributions to the understanding of black holes, whose existence was confirmed directly via gravitational wave detections and, earlier, indirectly via astrophysical observations. Half of the prize went to Penrose, an English physicist and mathematician, for proving, based on general relativity, that black hole formation is an inevitable result of gravitational collapse. The other half was shared by Genzel and Ghez, Germans and American astronomers, respectively, for their observational studies of the supermassive black hole at the center of our galaxy. Although not directly tied to gravitational wave detection, the prize highlighted the role of black holes as key sources of these signals. Since the first detection in 2015, black hole mergers have become central to gravitational wave astronomy, reinforcing the significance of the awarded work.

2023 - The first evidence of a low-frequency gravitational wave background was announced, detected through the analysis of signals from millisecond pulsars. This background is believed to originate from mergers of supermassive black holes throughout cosmic history.

III. WHAT IS A GRAVITATIONAL WAVE?

A. Gravitational waves and their effect on detectors

A gravitational wave is a vibration of spacetime that propagates at the speed of light. When this vibration is sufficiently small, it can be treated as a weak perturbation over a flat background, called Minkowski spacetime. A spacetime is characterized by a metric denoted by $g_{ab}(x)$, where x generically represents the four coordinates x^a of spacetime. Here, x^0 is reserved for the time coordinate, and x^1 , x^2 , and x^3 for the spatial coordinates. The indices a, b appearing in $g_{ab}(x)$ denote the various components of the metric, with $a, b = 0, 1, 2, 3$.

Let us begin, then, with the metric for a gravitational wave,

$$g_{ab}(x) = \eta_{ab} + h_{ab}(x), \quad (2)$$

where $\eta_{ab} = \text{diag}[-1, 1, 1, 1]$ is the flat Minkowski metric with the off-diagonal terms being zero, and $h_{ab}(x)$ is a small metric perturbation that represents the gravitational wave, with components much smaller than unity. Let us assume that the wave propagates in time along the z -direction. By making appropriate choices for $h_{ab}(x)$, one can show that Einstein's vacuum equations, $G_{ab} = 0$, see Eq. (1), lead, for the metric in the form of Eq. (2), to the equation

$$\square h_{ab} = 0, \quad (3)$$

where $\square h_{ab}$ denotes the d'Alembertian of h_{ab} , i.e., $\square h_{ab} = -\frac{1}{c^2} \frac{\partial^2 h_{ab}}{\partial t^2} + \frac{\partial^2 h_{ab}}{\partial z^2}$, and we are taking $x^0 = ct$, $x^3 = z$, with t being time. We will also write $x^1 = x$, $x^2 = y$. This is a wave equation for a perturbation that propagates at speed c . Any solution of the wave equation generically has the form $h(t - \frac{z}{c})$. Let us choose a simple form for h , namely, $h(t - \frac{z}{c}) = h \sin \omega(t - \frac{z}{c})$. It can be shown in this case, using Einstein's equations and the properties of a wave, that the sixteen components of h_{ab} are reduced to just two independent components. One solution provides h_{xx} and h_{yy} as the independent components. The gravitational wave is therefore transverse. Moreover, the solution has the form $h_{xx} = -h_{yy}$. We set $h_{xx} = -h_{yy} = h \sin \omega(t - \frac{z}{c})$. In compact form, the solution for h_{ab} is represented by a 4×4 matrix as follows,

$$h_{ab}(x) = \begin{pmatrix} 0 & 0 & 0 & 0 \\ 0 & h & 0 & 0 \\ 0 & 0 & -h & 0 \\ 0 & 0 & 0 & 0 \end{pmatrix} \sin \omega \left(t - \frac{z}{c} \right). \quad (4)$$

The line element ds^2 , which gives the square of infinitesimal intervals and distances, defined as $ds^2 = g_{ab} dx^a dx^b$ with g_{ab} given in Eq. (2) and h_{ab} in Eq. (4), becomes in this case,

$$ds^2 = -dt^2 + \left[1 + h \sin \omega \left(t - \frac{z}{c} \right) \right] dx^2 + \left[1 - h \sin \omega \left(t - \frac{z}{c} \right) \right] dy^2 + dz^2. \quad (5)$$

The metric and the corresponding line element represent the spacetime of a gravitational wave with amplitude h and frequency ω propagating in the z -direction at the speed of light c .

The wave propagates in the z -direction, and there are two test particles at points A and B , at rest waiting for the wave. Particle A has coordinates $(x = 0, y = 0)$, and particle B has coordinates $(x = L, y = 0)$, see Fig. 2. We assume that the z -coordinate of the particles is given by $z = 0$.

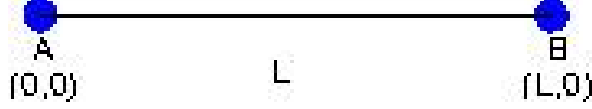


FIG. 2: Two test particles, A and B , are separated by a distance L along the x -axis. As a gravitational wave passes, the particles will oscillate according to the wave.

When, by assumption, the wave passes perpendicularly to the line joining the two particles, the proper distance between them varies with time as $L'(t) = \int_0^L [1 + h_{xx}(t, 0)]^{\frac{1}{2}} dx$. The waves that pass through a detector are very weak, so that $h_{xx} \ll 1$, and we can expand the square root and perform the integral. Thus, the proper distance between the two particles satisfies $L'(t) = L [1 + \frac{1}{2}h_{xx}(t, 0)]$. Therefore, the distance between A and B undergoes a relative change in length given by $\frac{\Delta L}{L} = \frac{L' - L}{L} = \frac{1}{2}h_{xx}(t, 0)$. Since $h_{xx}(t, 0) = h \sin \omega t$, we have

$$\frac{\Delta L}{L} = \frac{1}{2} h \sin \omega t. \quad (6)$$

We see that there is a differential variation in length between neighboring points along the x -direction. A differential variation in length between neighboring points means a tidal change, and thus gravitational waves carry tidal forces. Along the y -direction, the proper distance between two particles varies with time as $L'(t) = L [1 + \frac{1}{2}h_{yy}(t, 0)]$. Since $h_{yy} = -h_{xx}$, along y we have $\frac{\Delta L}{L} = -\frac{1}{2} h \sin \omega t$, assuming here that two other particles are placed along the y -axis. Thus, test particles move in the plane perpendicular to the direction of propagation of the wave, z , expanding in one direction while contracting in the other, and then reversing again, see Fig. 3. This is called the $+$ solution, the wave has $+$ polarization. Note that the deformation is given by the maximum value of $\frac{\Delta L}{L}$, i.e., $\frac{1}{2}h = (\frac{\Delta L}{L})_{\max}$. Additionally, note that for a given h , a property of the wave, the larger the value of L , a given parameter of the experiment, the larger the corresponding ΔL , and so, measuring the variation L itself becomes easier.

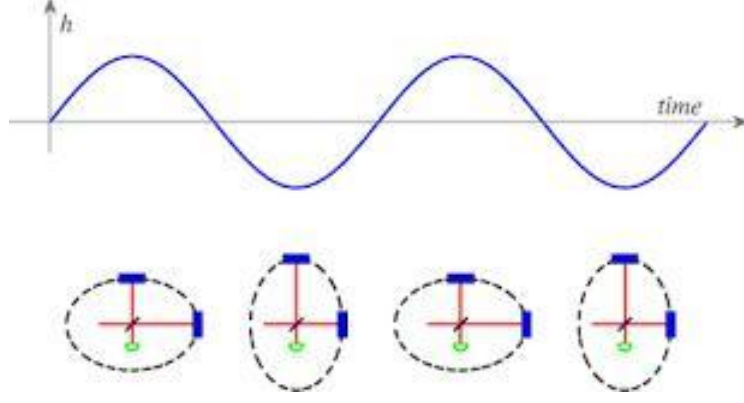


FIG. 3: The upper part of the figure shows the deformation h as a function of time when the gravitational wave passes by the test particles placed along the x -axis or the y -axis. The lower part shows that the particles oscillate in the $x \times y$ plane with $+$ polarization.

There is yet another solution, independent of the $+$ solution, which is given by $h_{xy} = h_{yx} = h \sin \omega \left(t - \frac{z}{c} \right)$, and the other components are zero. In this case, we write this solution for h_{ab} in the form

$$h_{ab}(x) = \begin{pmatrix} 0 & 0 & 0 & 0 \\ 0 & 0 & h & 0 \\ 0 & h & 0 & 0 \\ 0 & 0 & 0 & 0 \end{pmatrix} \sin \omega \left(t - \frac{z}{c} \right). \quad (7)$$

It is called the \times solution because of the 45° rotation of the polarization axes. It is the wave with \times polarization. There are no other independent solutions.

We can combine the two solutions, remembering that they are independent and therefore the h of one is different from the h of the other. For the $+$ solution we denote it by h_+ , and for the \times solution we denote it by h_\times . The general solution is then

$$h_{ab}(x) = \begin{pmatrix} 0 & 0 & 0 & 0 \\ 0 & h_+ & h_\times & 0 \\ 0 & h_\times & -h_+ & 0 \\ 0 & 0 & 0 & 0 \end{pmatrix} \sin \omega \left(t - \frac{z}{c} \right). \quad (8)$$

The gravitational wave has the property of being transverse, since it propagates in the z direction and has components only in the x and y directions, and of being traceless, since the trace is zero, $h_{tt} + h_{xx} + h_{yy} + h_{zz} = 0 + h_+ + (-h_+) + 0 = 0$.

We still need to connect the quantities detected in the detector with the source emitting the gravitational waves.

B. Gravitational radiation from a source

Let us suppose a source of gravitational waves and a detector. The origin of coordinates is located at some point inside the source. A generic element of the source has position vector r' relative to the origin, and the detector has position vector r , also relative to the origin, see the diagram in Fig. 4. Einstein's equation, see Eq. (1), for weak fields with a source, i.e., with some form of matter or energy, gives $\square h_{ab} = \frac{16\pi G}{c^4} (T_{ab} - \frac{1}{2}g_{ab}T^c_c)$, where the metric form from Eq. (2) has been used, and where T^c_c is the trace of T_{ab} . Taking the trace of the preceding equation gives $T^c_c = 0$ for this case, and the equation then takes on the simpler form

$$\square h_{ab} = \frac{16\pi G}{c^4} T_{ab}. \quad (9)$$

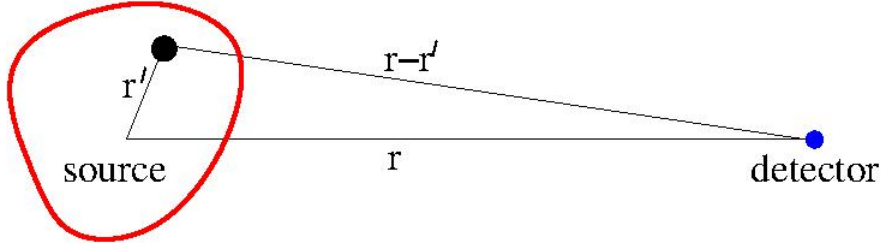


FIG. 4: Representation of a source of gravitational waves and the corresponding detector. A small element of the source is located at r' , where r' represents the position vector of that element relative to a given origin. The position vector of the detector relative to the origin is r . The position vector from the element of the source to the detector is $r - r'$. The distances are obtained by taking the magnitude of the position vectors. Each element of the source is characterized by the quantity T_{ab} , which gives the energy and momenta of that element.

The formal solution of Eq. (9) is known and given by an integral over the source, with respect to r' , i.e., $h_{ab}(r, t) = \frac{1}{4\pi} \frac{16\pi G}{c^4} \int \frac{1}{|r - r'|} T_{ab} \left(r', t - \frac{|r - r'|}{c} \right) d^3x'$, where $h_{ab}(r, t)$ is the perturbation measured at the detector's position r and at the detector's time t . The time $t - \frac{|r - r'|}{c}$ is the retarded time, relating events that occurred at the source with the detector's

own time t . For fields far away, $r \gg r'$, one obtains

$$h_{ab}(r, t) = \frac{4G}{c^4 r} \int T_{ab} \left(r', t - \frac{r}{c} \right) d^3 x'. \quad (10)$$

T^{ab} is the important quantity for establishing the connection between the source and the detector. It is the energy-momentum tensor because it contains information about the energy density and the momentum density of matter. In closed systems, energy and momentum obey conservation laws, and thus T^{ab} itself satisfies a conservation law. For weak gravitational fields in the source, as we are assuming here, the conservation law is $T^{ab}_{,b} = 0$, where, for simplicity, a comma denotes an ordinary derivative, i.e. $T^{ab}_{,b} \equiv \frac{\partial T^{ab}}{\partial x^b}$ and, moreover, whenever indices are repeated, one sums over them, this is the Einstein summation convention. Since $a, b = 0, 1, 2, 3$, we have, by this convention, $T^{ab}_{,b} = T^{a0}_{,0} + T^{ak}_{,k}$, with $k = 1, 2, 3$ now being the summed spatial index. From the conservation law we then have $T^{a0}_{,0} = -T^{ak}_{,k}$. Setting the index $a = 0$, gives $T^{00}_{,0} = -T^{0k}_{,k}$. Integrating, we obtain $\frac{1}{c} \frac{\partial}{\partial t} \int T^{00} d^3 x = - \int \frac{\partial T^{0k}}{\partial x^k} d^3 x$, where the integral is taken over space. Using the divergence theorem, the last term becomes $\int \frac{\partial T^{0k}}{\partial x^k} d^3 x = \int T^{0k} d\Sigma_k$ where Σ_k is a surface that encloses the source. But on this surface there is no longer any source, so $T^{0k} = 0$. Therefore, $\frac{1}{c} \frac{\partial}{\partial t} \int T^{00} d^3 x = 0$ which implies that $\int T^{00} d^3 x = \text{constant}$. Similarly, one finds that $\int T^{0k} d^3 x = \text{constant}$. Thus, the terms T^{00} and T^{0k} are time independent, and since we want h_{ab} to be a time-dependent wave-like perturbation, we put in advance $h_{00} = 0$ and $h_{0k} = 0$.

The remaining terms T^{ij} , with $i, j = 1, 2, 3$, give a contribution to h_{ab} , i.e., to h_{ij} . Let us see this. We use again the expression of the conservation law, i.e., $T^{a0}_{,0} = -T^{aj}_{,j}$. Setting the index $a = 0$ and taking the time derivative of this expression, we obtain $T^{00}_{,00} = -T^{0j}_{,0j}$, where we have used that partial derivatives commute. On the other hand, for $a = i$, we have $T^{i0}_{,0} = -T^{ij}_{,j}$. Taking the derivative of this expression with respect to i gives $T^{i0}_{,0i} = -T^{ij}_{,ij}$. Combining the two equations obtained, we find $T^{00}_{,00} = T^{ij}_{,ij}$, i.e., $\frac{\partial^2 T^{00}}{\partial x^{02}} = \frac{\partial^2 T^{ij}}{\partial x^i \partial x^j}$. Let us multiply both sides of this equality by $x^m x^n$, with $m, n = 1, 2, 3$, and integrate over all space. The right-hand side of the equation can be integrated by parts twice to yield $2 \int T^{mn} d^3 x$. Thus, setting the time coordinate $x^0 = ct$, we obtain from the equation above that $\frac{1}{c^2} \frac{\partial^2}{\partial t^2} \int T^{00} x^m x^n d^3 x = 2 \int T^{mn} d^3 x$. We then deduce that the metric perturbation from Eq. (10) is given by $h^{mn}(r, t) = \frac{2G}{c^6 r} \frac{\partial^2}{\partial t^2} \int T^{00} x^m x^n d^3 x$. Now, for low velocities of the particles in the source, we have $T^{00} = \rho c^2$, where ρ is the mass density of the matter that acts as the source of gravitational waves. Hence, we can write $\int T^{00} x^m x^n d^3 x = \int \rho c^2 x^m x^n d^3 x$. But the

integral $\int \rho x^m x^n d^3x$ is the second moment of inertia of the source, called the quadrupole moment of the mass distribution, and denoted by I^{mn} . Thus, $I^{mn} = \int \rho x^m x^n d^3x$. Therefore, from Eq. (10) and the results above, we obtain that the gravitational-wave perturbation is

$$h^{ij}(r, t) = \frac{2G}{c^4 r} \ddot{I}^{ij}(t_r), \quad (11)$$

where a dot over a quantity denotes a derivative with respect to time, we have replaced the symbols m, n by i, j , and $t_r = t - \frac{r}{c}$ is the retarded time. This is the famous quadrupole formula for gravitational radiation. It states that the metric at a given position r is given by the second time derivative of the quadrupole moment of the mass distribution, and is inversely proportional to the distance r from the source, evaluated at the retarded time. With it, we can calculate much more.

Let us now calculate the luminosity in gravitational energy that emanates from the source. We define the energy density in the gravitational field as τ_{00} . From Einstein's equation, Eq. (1), we have $G_{00} = \frac{8\pi G}{c^4} \tau_{00}$. Using $g_{ab} = \eta_{ab} + h_{ab}$, Eq. (2), one obtains after some calculation an expression for τ_{00} , given by $\tau_{00} = \frac{c^4}{32\pi G} h_{ij,0} h^{ij}_{,0}$. Substituting h^{ij} by $h^{ij}(r, t) = \frac{2G}{c^4 r} \ddot{I}^{ij}(t_r)$, see Eq. (11), we obtain that the gravitational energy has the form $\tau_{00} = \frac{G}{8\pi c^6 r^2} \ddot{I}_{ij} \ddot{I}_{ij}$. We wish to calculate the rate of energy loss through a spherical surface centered on the source and with large radius. The gravitational energy passing through a spherical surface per unit time is by definition given by $\frac{dE}{dt} = \int c \tau_{00} r^2 d\Omega$ where $d\Omega$ is an element of solid angle at any r . Using the expression for τ_{00} , we find that $\frac{dE}{dt}$ is $\frac{dE}{dt} = \frac{G}{8\pi c^5} \int \ddot{I}_{ij} \ddot{I}_{ij} d\Omega$. This expression must be handled carefully, because only the traceless and transverse part of I_{ij} in the direction of energy flow contributes. Taking this into account and performing the angular integration, one can, after some calculation, find the numerical coefficient that multiplies the quantity $\frac{G}{c^5} \ddot{I}_{ij} \ddot{I}_{ij}$. This coefficient is $\frac{8\pi}{5}$, and thus the gravitational luminosity of the source $L \equiv \frac{dE}{dt}$ is given by

$$L = \frac{G}{5c^5} \ddot{I}_{ij} \ddot{I}_{ij}. \quad (12)$$

Hence, the gravitational luminosity of the source depends on the square of the third time derivative of the quadrupole moment of inertia. Let us examine the units of each term in Eq. (12). The term $\frac{G}{5c^5}$ has units of inverse luminosity. Thus, for the units on both sides to match, each term \ddot{I}_{ij} must have units of luminosity, as can be easily verified directly. It is clear from the equation that $\frac{G}{5c^5}$ is an important quantity in gravitational radiation. Since

it is an extremely small number, it means that in order to obtain a detectable signal, the third time derivative of the quadrupole moment of inertia, $\ddot{\dot{I}}_{ij}$, must be huge. Everything that moves emits gravitational waves, but few sources possess this property of having an enormous $\ddot{\dot{I}}_{ij}$ term.

C. A compact binary system of compact objects as source of gravitational radiation

We first need to calculate the quadrupole moment of inertia I_{ij} for a system that emits strong gravitational waves. As we have seen, a compact binary system, i.e., a system with a short orbital separation composed of black holes or neutron stars, is such a system. These objects are required because they concentrate a large amount of mass within the small region defined by their orbit, allowing for the efficient generation of gravitational waves.

Let us then suppose two compact objects in a tight orbit around their common center of mass. Each of the orbiting objects has mass M , and the orbital radius is R , see Fig. 5.

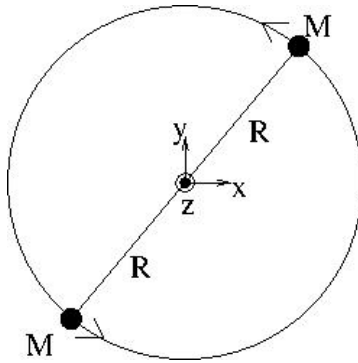


FIG. 5: Two compact objects, each of mass M , in a tight circular orbit of radius R . For the emission of gravitational waves intense enough to be detected, the objects must be either black holes or neutron stars.

For the purposes of our calculation, we assume that Newtonian gravity provides an adequate approximation at this stage of the binary's evolution, allowing us to treat each component as a point mass. Under this assumption, the angular velocity Ω of the orbit, which is also the orbital angular frequency, is given by

$$\Omega = \left(\frac{GM}{4R^3} \right)^{\frac{1}{2}}. \quad (13)$$

We write $x^i = (x^1, x^2, x^3) = (x, y, z)$. At time t , according to the figure, one of the stars is at the position $(x, y, z) = (R \cos \Omega t, R \sin \Omega t, 0)$, and the other at $(x, y, z) = (-R \cos \Omega t, -R \sin \Omega t, 0)$. We want to calculate the moment of inertia I^{ij} of this two-mass system with respect to the axis perpendicular to the orbital plane and passing through the origin. Since these are two point masses, the integral of the quadrupole moment of inertia, $I^{ij} = \int \rho x^i x^j d^3x$, reduces to a sum over the two masses, giving $I^{ij} = 2M x^i(t) x^j(t)$. Therefore, the components are $I^{xx} = 2MR^2 \cos^2 \Omega t = MR^2(1 + \cos 2\Omega t)$, $I^{yy} = 2MR^2 \sin^2 \Omega t = MR^2(1 - \cos 2\Omega t)$, and $I^{xy} = I^{yx} = 2MR^2 \cos \Omega t \sin \Omega t = MR^2 \sin 2\Omega t$, where we have used trigonometric identities. In matrix form, this becomes

$$I^{ij}(t) = MR^2 \begin{pmatrix} 1 + \cos 2\Omega t & \sin 2\Omega t & 0 \\ \sin 2\Omega t & 1 - \cos 2\Omega t & 0 \\ 0 & 0 & 0 \end{pmatrix}, \quad (14)$$

with $i, j = 1, 2, 3$. By differentiating this expression twice with respect to time, we obtain

$$\ddot{I}^{ij}(t) = -4\Omega^2 MR^2 \begin{pmatrix} \cos 2\Omega t & \sin 2\Omega t & 0 \\ \sin 2\Omega t & -\cos 2\Omega t & 0 \\ 0 & 0 & 0 \end{pmatrix}, \quad (15)$$

where a dot over a quantity denotes differentiation with respect to time. Using Eq. (15), we can write h^{ij} , from Eq. (11), as

$$h^{ij}(t, r) = \left(\frac{2GM}{c^2 R} \right) \left(\frac{2GM}{c^2 r} \right) \begin{pmatrix} \cos 2\Omega t_r & \sin 2\Omega t_r & 0 \\ \sin 2\Omega t_r & -\cos 2\Omega t_r & 0 \\ 0 & 0 & 0 \end{pmatrix}, \quad (16)$$

with $t_r = t - \frac{r}{c}$, the retarded time. We see that Eq. (16) has the same form as Eq. (8). Therefore, it represents radiation in the z direction. Note that by comparing the two equations we find that the amplitude h of the wave is $h = \left(\frac{2GM}{c^2 R} \right) \left(\frac{2GM}{c^2 r} \right)$, and the frequency ω of the wave is $\omega = 2\Omega$, meaning that the gravitational wave frequency is twice the orbital frequency. The reason is clear, exchanging one of the objects with the other does not change the configuration of the system, so each half orbit corresponds to one oscillation of the wave, one full orbit corresponds to two oscillations. Let us recall that R is the orbital radius and r is the distance from the orbit to the detector. We know that $\frac{2GM}{c^2}$ is the Schwarzschild radius, or the gravitational radius, of each object, and if the object is a black hole, this

radius coincide with the its event horizon radius. Let us insert some numbers. For example, $\frac{2GM}{c^2 R} \simeq 0.1$. If $\frac{2GM}{c^2} \simeq 100$ Km, and $r \simeq 100$ Mpc $\simeq 10^{21}$ Km, we obtain $h \simeq 10^{-20}$, an extremely small value. We thus see that only very massive objects in tight orbits can be detected at large distances.

To obtain the gravitational luminosity from Eq. (12), we need to calculate the third time derivative of the quadrupole moment of inertia. From Eq. (15), this is given by

$$\ddot{I}^{ij}(t) = 8\Omega^3 MR^2 \begin{pmatrix} \sin 2\Omega t & -\cos 2\Omega t & 0 \\ -\cos 2\Omega t & \sin 2\Omega t & 0 \\ 0 & 0 & 0 \end{pmatrix}. \quad (17)$$

Now, $L \equiv \frac{dE}{dt} = \frac{G}{5c^5} \ddot{I}_{ij} \ddot{I}^{ij}$, see Eq. (12). Performing the calculation for $\ddot{I}^{ij} \ddot{I}^{ij} = \ddot{I}^{11} \ddot{I}^{11} + 2 \ddot{I}^{12} \ddot{I}^{12} + \ddot{I}^{22} \ddot{I}^{22}$, we find from Eq. (17) that $\ddot{I}^{ij} \ddot{I}^{ij} = 128M^2 R^4 \Omega^6$. We then obtain $L = \frac{128G}{5c^5} M^2 R^4 \Omega^6$. But, since $\Omega = \left(\frac{GM}{4R^3}\right)^{\frac{1}{2}}$, see Eq. (13), the gravitational luminosity becomes

$$L = \frac{2}{5} \left(\frac{GM}{Rc^2}\right)^5 \frac{c^5}{G}. \quad (18)$$

This luminosity corresponds to the energy emitted along the rotation axis z . Radiation emitted in the x or y directions can also be calculated. We will not do so here, but it can be shown that the energy flux in those perpendicular directions is eight times smaller than that emitted along the rotation axis, and can be neglected as a first approximation.

Now, the total energy E of the binary system is given by $E = T + U$, where T is the kinetic energy of the system and U its potential energy. We have $T = 2 \times \frac{1}{2} MR^2 \Omega^2 = \frac{GM^2}{4R}$, where Eq. (13) has been used, and $U = -\frac{GM^2}{2R}$. Hence, $E = -\frac{GM^2}{4R}$. The orbital period P is $P = \frac{2\pi}{\Omega} = 4\pi \left(\frac{R^3}{GM}\right)^{\frac{1}{2}}$. Then, $\frac{dP}{P} = \frac{3}{2} \frac{dR}{R}$. Since the system is losing energy, R decreases. Thus, as $\frac{dR}{R} = -\frac{dE}{E}$, we obtain $\frac{dP/dt}{P} = -\frac{3}{2} \frac{dE/dt}{E} = -\frac{3}{2} \frac{L}{E}$. Using Eq. (18), we find $\frac{dP/dt}{P} = -\frac{12}{5} \frac{G^3 M^3}{R^4 c^5}$, where the expression for E was also used. Thus, $\frac{dP}{dt} = -\frac{12}{5} \frac{G^3 M^3}{R^4 c^5} P$, or, using $P = 4\pi \left(\frac{R^3}{GM}\right)^{\frac{1}{2}}$, we obtain $\frac{dP}{dt} = -\frac{12}{5} (4\pi)^{\frac{8}{3}} \left(\frac{GM}{c^3 P}\right)^{\frac{5}{3}}$. Inverting this equation for the mass M , we find $M = \frac{c^3}{G} \left(-\frac{5}{96} \pi^{-\frac{8}{3}} 2^{-\frac{4}{3}} P^{\frac{5}{3}} \dot{P}\right)^{\frac{3}{5}}$. But, the detector directly measures the frequency f of the gravitational wave. Since $f = 2\Omega = \frac{2}{P}$, we obtain $M = 2^{\frac{1}{5}} \left(\frac{5}{96} \pi^{-\frac{8}{3}} f^{-\frac{11}{3}} \dot{f}\right)^{\frac{3}{5}} \frac{c^3}{G}$. This formula governs the initial inspiral phase for two equal masses in orbit. Thus,

$$\frac{M}{\frac{1}{2^{\frac{1}{5}}}} = \left(\frac{5}{96} \pi^{-\frac{8}{3}} f^{-\frac{11}{3}} \dot{f}\right)^{\frac{3}{5}} \frac{c^3}{G}. \quad (19)$$

The chirp mass, named after the characteristic rising chirp sound of the signal, is defined for two objects of equal mass as $M_c = \frac{M}{2^{\frac{1}{3}}}$. Hence, for two equal-mass objects in mutual orbit, we have $M_c = \left(\frac{5}{96} \pi^{-\frac{8}{3}} f^{-\frac{11}{3}} \dot{f} \right)^{\frac{3}{5}} \frac{c^3}{G}$. From Eq. (19), we see that given f and \dot{f} , measured at the moment of gravitational wave detection, we can determine M or $2M$, the total mass of the two objects of equal mass. When the objects have different masses, the calculation follows the same procedure and is not qualitatively more complicated.

All this derivation was carried out with the aim of determining the mass of a binary system of compact objects in mutual orbit. Using the calculations above for the emission of gravitational energy, one can easily study the characteristics of the orbital radius decrease in such binary systems, as was done for the famous binary pulsar, leading to the conclusion that the system loses energy through the emission of gravitational waves.

D. The three phases of the compact binary orbits in gravitational wave emission

There are three phases of the compact binary orbit in the emission of gravitational waves, see Fig. 6. The inspiral phase, which we studied above, can be calculated using a Newtonian approximation, or more accurately, with a post-Newtonian approximation using methods of the type we employed here. The frequency has the shape of a chirp, a rising tone that increases with time. The merger phase which can only be calculated through powerful numerical methods using supercomputers. The ringdown phase, in which the final system settles down, requires perturbation theory in general relativity. The theory provides the quasinormal modes of vibration of the final black hole resulting from the merger.

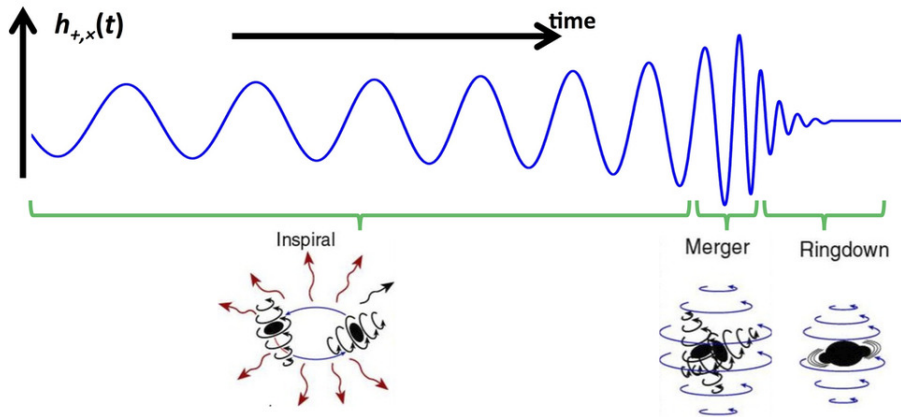


FIG. 6: The three phases of the orbit in gravitational wave emission, shown in the strain h for both the $+$ or \times polarizations as a function of time.

E. Main properties of gravitational waves

The main properties of gravitational waves can be summarized as follows:

- They propagate at the speed of light, c .
- They are transverse. Waves propagating in the z -direction obey $h_{zz} = 0$.
- They have two polarizations: the $+$ polarization and the \times polarization.
- They are tidal forces, i.e., they possess nonzero curvature and change the distance between test masses.
- They carry energy.
- They are generated by any mass, or system of masses, undergoing quadrupolar vibration, in particular, by a binary system of compact stars.
- They have properties analogous to electromagnetic waves: propagation speed, transversality, polarization, and an amplitude that decreases inversely with distance. Note that this decay implies that doubling the detector's sensitivity increases the observable volume of the universe by a factor of eight.
- They also share some properties with sound: difficulty of being absorbed; the emitted wavelength is comparable to the size of the source, which makes imaging difficult. It is worth noting that the frequencies of events involving stellar-mass black holes or neutron stars lie within the range audible to the human ear. However, for these signals to be effectively heard, an astronomical amplification is required.

IV. NEW CATHEDRALS OF SCIENCE

Two new cathedrals of science arose just after the year 2000: the two LIGO detectors. These structures were designed to explore the universe through gravitational waves. The LIGO detectors are located in the United States, in two distinct regions chosen to maximize the precision of the measurements. One is in Hanford, in the state of Washington, in the far northwest of the country, and the other is in Livingston, Louisiana, in the south-central region, see Figs. 7, 8, and 9. The distance between the two, about 3000 Km, is important for confirming the detection of gravitational waves and for eliminating local interferences. This separation makes it possible to verify whether a detected signal is indeed a gravitational wave, since the signal will reach both detectors with a small time delay on the order of

milliseconds, or merely local noise, which would affect only one of the detectors. The distance between the two sites also helps estimate the direction in the sky from which the wave originated. The two LIGO detectors are the result of a joint initiative between two of the



FIG. 7: The locations of the two LIGO detectors, one in Hanford, Washington, and the other in Livingston, Louisiana, as well as the Caltech, also known as CIT, and MIT research centers.




FIG. 8: View of the LIGO observatory in Hanford, Washington. The two 4 Km arms forming an L shape are clearly visible.



FIG. 9: Partial view of the LIGO observatory in Livingston, Louisiana. This site also employs arms with 4 Km.

most prestigious scientific institutions in the United States: the Massachusetts Institute of Technology (MIT) in Boston and the California Institute of Technology (Caltech or CIT) in Pasadena. The project secured funding from the National Science Foundation in 1980, but it was only in 1994 that the construction of the experimental facilities began, marking the start of this remarkable scientific endeavor.

Another cathedral of science, also designed to detect gravitational waves, is the Virgo observatory, located near Pisa, Italy, see Figs. 10 and 11. The initiative started in the 1990s as a collaboration between Italy and France, with financial support from the CNRS, i.e., the Centre National de la Recherche Scientifique, and the INFN, i.e., the Istituto Nazionale di Fisica Nucleare. The detector was completed in 2005. Today, Virgo is operated and maintained by the EGO, i.e., the European Gravitational Observatory, an international organization headquartered at the site of the detector itself.



FIG. 10: The Virgo Observatory in Santo Stefano a Macerata, near Pisa, Italy. It is part of the European Gravitational Observatory. Viaducts were built above each of the 3 Km arms to allow vehicles from neighboring farms to pass.



FIG. 11: Gigantic vacuum tube housing the lasers along the 3 km arms of the Virgo Observatory.

Yet another gravitational wave detector is KAGRA, an underground gravitational wave observatory located in Japan, which began operations in 2023, and has arms of 3 Km. LIGO, Virgo, and KAGRA operate jointly in a collaboration known as LIGO-Virgo-KAGRA collaboration.

Gravitational-wave observatories such as LIGO, Virgo, and KAGRA employ large-scale Michelson interferometers, see Fig. 12 for details. They operate state-of-the-art technology in optics, seismic isolation, and noise control to achieve unprecedented sensitivity, being capable of measuring relative length variations on the order of $h = \frac{\Delta L}{L} = 10^{-21}$, which corresponds to distortions in spacetime smaller than one-thousandth of a proton's diameter along their interferometric arms. Together, the four instruments significantly enhance the ability to detect gravitational waves reaching Earth with extremely small amplitudes, originating from

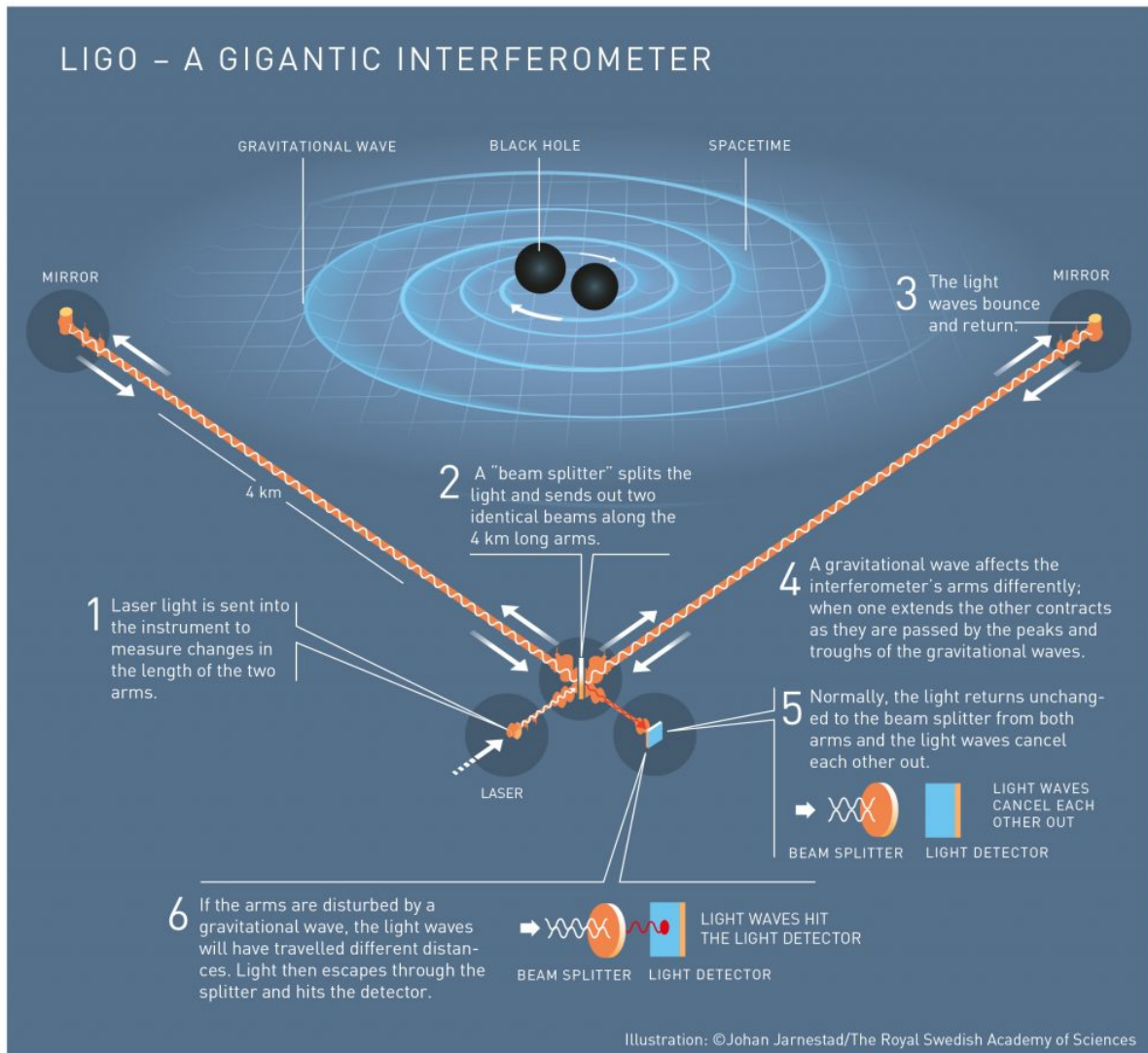


FIG. 12: Scheme of the LIGO interferometer with 4 Km arms, a giant interferometer. This diagram also applies to the other operational interferometers, such as Virgo and KAGRA which have arms of 3 Km. See the figure and main text for details. The figure is taken from an illustration by Jarnestad of the Royal Swedish Academy of Sciences.

the most energetic events in the universe, such as mergers of black holes or neutron stars at cosmological distances.

These detectors record mostly noise, such as seismic, thermal, electronic, and quantum noise, see Fig. 13. Gravitational wave signals are embedded within this background noise. Extracting these signals from the noise is a major challenge, requiring sophisticated data analysis methods. One of the most effective techniques in this process is the matching of

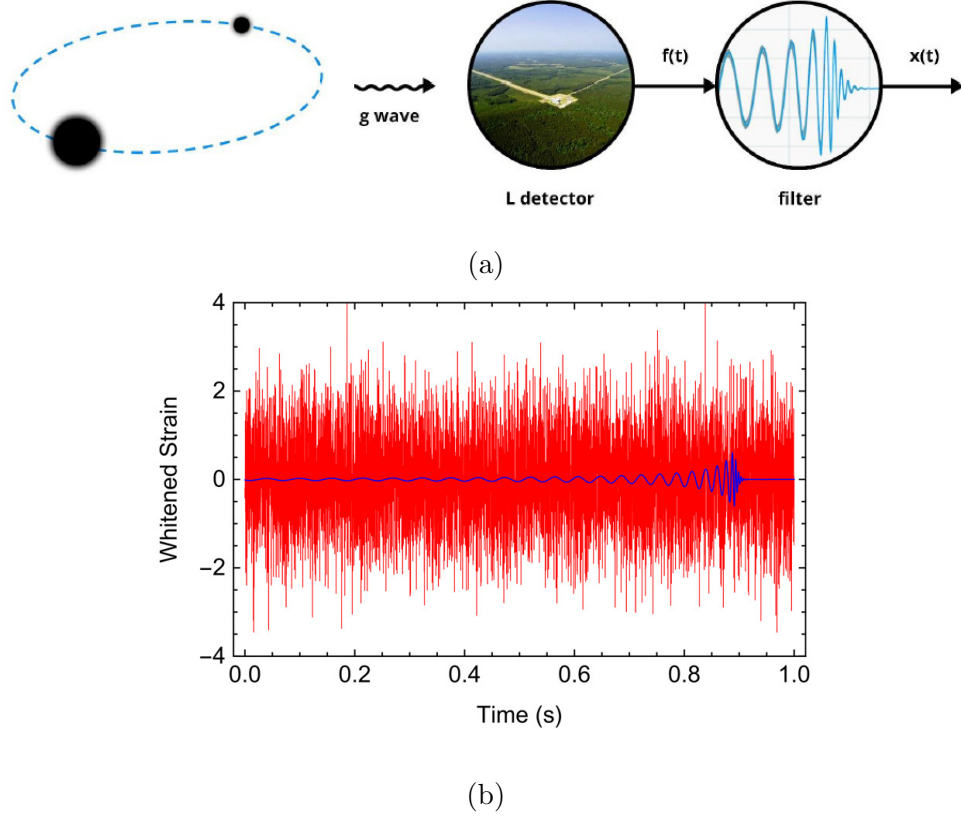


FIG. 13: (a) Diagram of the entire process, from the generated wave, to the wave detected by the L-shaped detector, the filtered wave, and finally the strain. (b) Visualization of the signal filtering technique by waveform matching, i.e., matched filtering technique. The signal is completely buried in noise, but by matching it with modeled gravitational wave signals, the desired information can be extracted.

theoretical waveform templates with observational data, known as the matched filtering technique. This method consists of correlating the collected data with a library of waveform templates previously computed from numerical models of general relativity, allowing the identification of real signals even when their amplitude is extremely low. This technique has proven highly successful and was of decisive importance for the detection of the first gravitational wave events.

To locate the source of a gravitational wave, temporal triangulation is used. This procedure consists of constructing possible triangles from the source to the existing detectors, combined with the analysis of the differences in arrival times of the waves at each detector. Since gravitational waves travel at the speed of light, these arrival-time differences, even of

just a few milliseconds, can be sufficient to determine the direction of the source. Clearly, the time delay between detections indicates that the gravitational wave comes roughly from the direction of the detector that registered it first. With only one detector, triangulation is impossible, and the source cannot be located. With two detectors, temporal triangulation based on their locations allows the source to be constrained to a ring, a halo in the sky, around the direction of the earliest detection. A third detector reduces this ring to two antipodal points, which correspond to the intersections of the two rings defined by each pair of detectors. A fourth detector breaks this degeneracy completely, providing the exact point in the sky where the event occurred. Of course, the detectors must be far apart, four detectors in the same place, or very close to each other, would be of no use. Therefore, having several detectors distributed across the planet is essential to localize the source with reasonable accuracy. This is already achieved with the two LIGO detectors, along with the Virgo and KAGRA detectors.

V. THE HISTORICAL EVENT: THE GW150914 AND ITS SOURCE

The first detection of a gravitational wave by humanity occurred on September 14, 2015. The signal was recorded almost simultaneously by the two operational LIGO interferometers, located in Hanford and Livingston, with the latter detecting it about 7 milliseconds earlier, at 4:50:45 am USA Central Daylight Time. After rigorous verification and data analysis, the LIGO collaboration confirmed the authenticity of the event, designated GW150914, as originating from the merger of two black holes with masses of approximately 29 and 36 times that of the Sun. The results of this discovery were published in Physical Review Letters on February 12, 2016, marking the dawn of gravitational-wave astronomy and confirming one of the fundamental predictions of Einstein's general theory of relativity, see Fig. 14.

Let us examine Fig. 14. On the left is the Hanford signal, and on the right, the Livingston signal. The top three rows of panels correspond to the strain h as a function of time. The first top row shows the signal detected by each interferometer. In the right-hand panel, the Hanford signal is superimposed on the Livingston one to demonstrate that both correspond to the same wave. The second row shows the numerical template signal, on both the left and right, that best fits the detected signal shown in the row above. From the figure, we can see that at 0.35 s the relative strain amplitude is about 0.25, while at 0.42 s it reaches

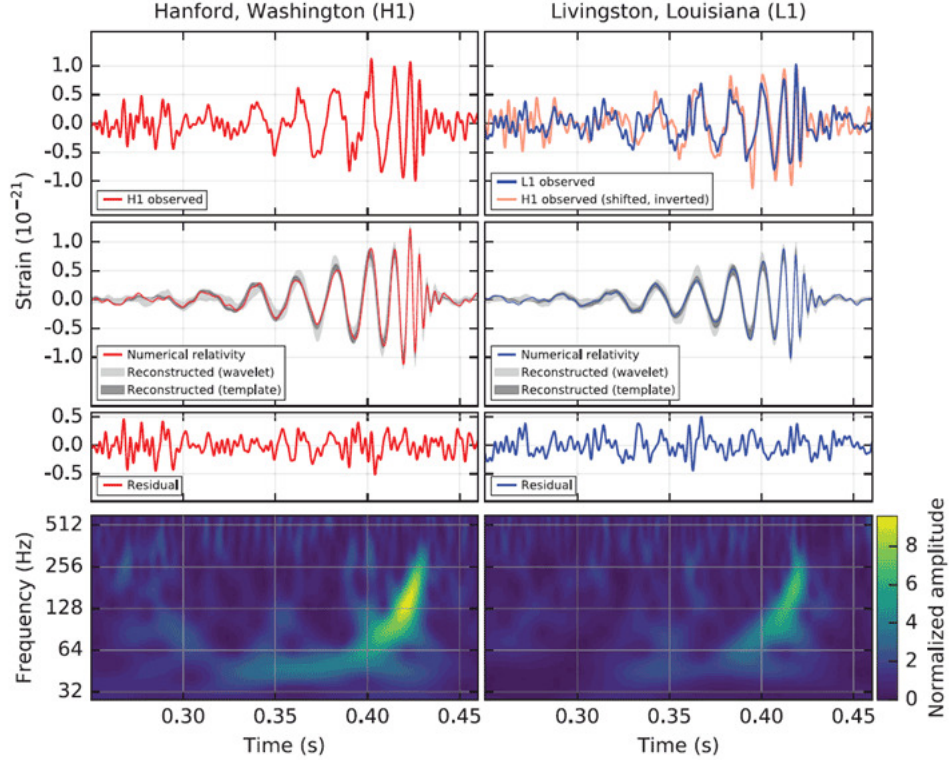


FIG. 14: Plots of the signals from the first detected gravitational wave, as published by the LIGO Collaboration in the American journal *Physical Review Letters* on February 12, 2016. See text for details.

about 1, four times larger. Both values must be multiplied by 10^{-21} . The third row shows the residual signal between the first and second rows, which in our context is of little further interest. The fourth row, in blue, displays the frequency of the signal as a function of time. From 0.30 s to 0.42 s, the frequency increases, over about six cycles, from 35 Hz to 250 Hz, the point at which the amplitude reaches its maximum. The explanation for this evolution, i.e., increasing amplitude and frequency, is the inspiral phase, caused by the emission of gravitational waves from two orbiting masses, M_1 and M_2 , that eventually merge at about 0.43 s. The figure clearly shows the ringdown phase that follows the merger. Thus, the three characteristic phases of a compact binary system are all visible in the figure representing the first-ever detection of a gravitational wave.

The initial evolution when the frequencies are low is characterized by the chirp mass M_c . As we have seen, if the masses of the two objects are equal, $M_1 = M$ and $M_2 = M$, the chirp mass is defined as $M_c \equiv \frac{M}{2^{1/5}}$. For masses M_1 and M_2 that differ from each other, the

calculation is a bit more involved than what we have done before. The chirp mass is defined as

$$M_c \equiv \frac{(M_1 M_2)^{\frac{3}{5}}}{(M_1 + M_2)^{\frac{1}{5}}}. \quad (20)$$

The calculations yield that the relationship between the chirp mass M_c and the frequency f is

$$M_c = \left(\frac{5}{96} \pi^{-\frac{8}{3}} f^{-\frac{11}{3}} \dot{f} \right)^{\frac{3}{5}} \frac{c^3}{G}. \quad (21)$$

When $M_1 = M_2 \equiv M$, Eq. (20) gives $M_c = \frac{M}{2^{\frac{1}{5}}}$, and Eq. (21) yields Eq. (19).

We can now look carefully at the plots. From them, one can estimate f and \dot{f} . By inspecting the plot, we can extract an average frequency of approximately $f = 120$ Hz, and a value of \dot{f} given by $\dot{f} = \frac{128-64}{0.03} = 2130$ Hz/s, approximately. Using Eq. (21) with the known values of G and c , we obtain $M_c = 22M_\odot$, approximately. This was only an estimate. The precise result gives $M_c = 30M_\odot$. We can make several deductions from Eq. (20). The minimum chirp mass M_c occurs when $M_1 = M_2 \equiv M$. In this case, since the mass M and the chirp mass M_c are related by $M = 2^{\frac{1}{5}} M_c$, as saw above, we have $M = 35M_\odot$, so that the total mass would be $70M_\odot$. Because the minimum occurs when the masses are equal, we can generally write for this event that $M_1 + M_2 \geq 70M_\odot$. The Schwarzschild radius for the binary system then satisfies $\frac{2G(M_1+M_2)}{c^2} \geq 210$ Km. We can make further deductions from these data. A binary system of two neutron stars has a maximum total mass of around $4M_\odot$, so it does not have the required mass and can be excluded. A binary system composed of a black hole and a neutron star with $M_c = 35M_\odot$ would, according to the definition of M_c , Eq. (21), require the black hole to have a very large mass, making the total mass of the system extremely high. Thus, this configuration is also excluded a priori. Therefore, what remains is a binary system of two black holes. Moreover, a gravitational wave frequency of, say, $f = 150$ Hz means, as we have seen, that the orbital frequency is half of that, $\Omega = 75$ Hz. This implies that the two black holes are very close, moving at velocities close to the speed of light, say, around $\frac{c}{2}$. Hence, the distance between them during this inspiral phase, the stage we are considering, is of the order of $\frac{c}{2\Omega} = 2000$ Km. Each object has an extension of about 200 Km, and they are separated by 2000 Km. This is a a lot of gravitation. We are, in fact, dealing with compact objects in a tight orbit.

Much more precise results can be achieved through numerical relativity combined with the construction of computational templates adapted to a large number of possible black hole

collision events. From Fig. 14, numerical relativity allows one to extract precise numbers. In Fig. 14, the three phases are shown as perceived through the way the strain h evolves over time. Thus, for this first event, the models provide:

- Mass of the primary black hole: $M_1 = 36M_\odot$.
- Mass of the secondary black hole: $M_2 = 29M_\odot$.
- Mass radiated in gravitational waves: $M_{\text{og}} = 3M_\odot$.
- Mass of the final black hole: $M_f = 62M_\odot$.
- Angular momentum of the final black hole: $J_f = 0.67$.
- Distance to the event: 410 Mpc, $z = 0.1$.

Some notes are important here. $M_\odot = 2 \times 10^{30} \text{ Kg}$ is the mass of the Sun. The mass of the gravitational waves M_{og} represents the mass equivalent of the energy radiated as gravitational waves. The quantity M_f is the final mass of the resulting black hole, which must clearly be smaller than the sum of the initial black hole masses. The quantity J_f , the final angular momentum of the resulting black hole, is a measure of its rotation, which can also be inferred from theory and observational data. Mpc means megaparsec, with 1 pc equal to 3.3 light-years. The redshift z is a distance indicator through Hubble's law.

The detection of the event GW150914 marked a historic moment in astrophysics and gravitation. Several general implications can be outlined:

1. With this event, the existence of stellar-mass black holes with masses greater than $25M_\odot$, i.e., 25 times the mass of the Sun, was confirmed for the first time.
2. The event demonstrated that binary systems composed of black holes do in fact exist in nature and can merge within the age of the universe, the Hubble time. Such systems had already been predicted theoretically, especially in extremely dense astrophysical environments such as star clusters, where dynamical gravitational interactions favor the formation of black hole pairs. The confirmation of this prediction was of great importance.
3. The origin of such massive stellar black holes is linked to the evolution of very massive stars in low-metallicity regions, i.e., environments poor in elements heavier than hydrogen and helium. This is because in regions with high metallicity, stellar winds are intense and tend to expel large amounts of mass from the star before its final collapse, making it difficult for high-mass black holes to form.
4. Analyses supported by this event confirm that the merger rate of binary black holes is on the order of tens per cubic gigaparsec per year, more precisely, about $30 \text{ Gpc}^{-3} \text{ yr}^{-1}$, where

Gpc means gigaparsec. This indicates that such events are not rare in the universe and that there is still much to learn about the underlying processes.

VI. THE 2017 NOBEL PRIZE IN PHYSICS

After the historic announcement in February 2016 of the event that took place on September 14, 2015, the first-ever detection of gravitational waves, the scientific community immediately recognized the unparalleled importance of the discovery. Expectations quickly formed that the Nobel Prize in Physics would eventually be awarded to the central figures of the LIGO project, given the rule that no more than three people may receive the prize. It was known, however, that the 2016 prize had already been decided, since the selection process normally concludes in January or early February each year. Thus, the scientific community was convinced that the 2017 Nobel Prize would almost certainly be conceded to gravitational waves. And that is exactly what happened.

In October 2017, the Nobel Committee's stated: The Royal Swedish Academy of Sciences has decided to award the 2017 Nobel Prize in Physics, with half going to Rainer Weiss (LIGO/Virgo Collaboration) and the other half to Barry C. Barish (LIGO/Virgo Collaboration) and Kip S. Thorne (LIGO/Virgo Collaboration) for their decisive contributions to the LIGO detector and the observation of gravitational waves.

The distinction given to these three scientists was fully deserved, see Fig. 15. Weiss, affiliated with MIT and LIGO, received the first half of the 2017 Nobel Prize in Physics for having invented the appropriate detector for gravitational waves, a giant Michelson interferometer. Barish, affiliated with LIGO, and Thorne, affiliated with Caltech and LIGO, received the second half of the 2017 Nobel Prize in Physics, the former for having led the LIGO collaboration forward, and the latter for having developed, in a systematic way, the entire theory of gravitational waves. Drever, the other pioneering scientist in the development of LIGO and equally worthy of the Nobel Prize, did not live to see this recognition, Fig. 15.

All the praise directed at the LIGO collaboration is insufficient. It represents the highest example of how science should be done. Since early on, the theory of general relativity predicted the existence of gravitational waves. To confirm this prediction and open the way to a new method of observing the universe, it was necessary to develop detectors of virtually




FIG. 15: (a) Rainer Weiss. (b) Barry Barish (left), Kip Thorne (right). (c) Ron Drever.

unimaginable precision. This achievement was accomplished not only by the three scientists awarded the Nobel Prize, but also by the hundreds of physicists, engineers, and specialists who made up the LIGO collaboration. More than a mere scientific experiment, the LIGO project represented an extraordinary milestone in humanity's ability to probe the universe.

With the awarding of the 2017 Nobel Prize in Physics for the detection of gravitational waves, generated by the collision of two black holes, attention naturally turned to the black holes themselves, the objects of gravitation par excellence, until then inaccessible to direct observation. Soon, many anticipated that a future Nobel Prize would recognize the researchers whose insights and observations had transformed black holes from speculation into established physics and astrophysics. This anticipation was fulfilled in 2020, when the Nobel Prize in Physics was granted to three figures: Penrose, who mathematically demonstrated that black holes are an inevitable consequence of general relativity, and Genzel and Ghez, who independently led pioneering observations that definitively confirmed the existence of a supermassive black hole at the center of our galaxy. Thus, in the blink of an eye, in just a few years, gravitational waves and black holes went from being almost abstract

theoretical predictions to becoming acknowledged protagonists of contemporary physics.

VII. OTHER EVENTS AND THEIR SOURCES

The beginning of the era of gravitational astronomy came with the detection of the first gravitational-wave signal by the LIGO observatory, the famous event GW150914, produced by the merger of two black holes that we have already discussed. This milestone opened a new way of observing the universe through spacetime vibrations, invisible to light. Since then, the LIGO detectors in the United States, Virgo in Europe, and, more recently, KAGRA in Japan, have been carrying out successive observation campaigns, designated by O_i , where i represents the campaign number. The fourth campaign, O4, produced a large number of detections. In total, these collaborations have already identified more than 300 gravitational-wave events, including confirmed detections and candidate events. The great majority of these events correspond to mergers of black holes or neutron stars, although some also involve mixed systems, such as a collision between a neutron star and a black hole. The LIGO-Virgo-KAGRA collaboration continues to analyze the data to identify new events and deepen our understanding of the origin, frequency, and characteristics of these mergers. As detector sensitivity increases, gravitational astronomy is expected to reveal more details of these processes.

One of the most spectacular events detected by LIGO and Virgo occurred during the O2 observation campaign. It was the event GW170817, registered on 17 August 2017, which marked the first detection of gravitational waves originating from the collision of two neutron stars. The parameters of the collision are $M_1 = 1.6 M_\odot$, $M_2 = 1.1 M_\odot$, $M_{\text{og}} = 0.025 M_\odot$, $M_f = 2.8 M_\odot$, event distance 40 Mpc. GW170817 had extraordinary scientific importance because it was the first event observed simultaneously through gravitational waves and a broad range of electromagnetic signals, from gamma rays to radio waves. The gamma-ray burst was detected about two seconds after the arrival of the gravitational waves, in the galaxy NGC 4993, approximately 130 million light-years from Earth, i.e., 40 Mpc. This coincidence confirmed the link between neutron-star mergers and the kilonova phenomena, which are extremely luminous explosions. It is now known that these explosions give rise to the creation of heavy elements such as gold and platinum. In addition, the Chandra X-ray Observatory detected, nine days later, an emission coming from the event, suggesting the

presence of an expanding relativistic jet. Because X-ray emission is frequently associated with jets formed intensely and with delay in rotating black holes, some studies proposed that the final object of the merger was a black hole. The event was also observed in optical, infrared, and radio emission. Although the LIGO and Virgo detectors were able to clearly capture the gravitational signal, their ability to accurately locate the source of the event was limited at the time. Thanks to the collaboration between dozens of observatories on Earth and in space, it was possible to pinpoint the host galaxy. This event marks the birth of multimessenger astronomy and enabled major advances in our understanding of the origin of heavy elements such as gold, and in measuring the expansion rate of the universe.

During the O3 observation campaign, in 2020, it was possible to observe for the first time a collision between a black hole and a neutron star, a type of event predicted by theory but not previously detected. In the same year, the LIGO-Virgo collaboration identified yet another event of this hybrid type, in which a black hole engulfs its neutron-star companion. Another event of this kind was observed in 2023, during the O4 campaign. These events are particularly significant because they combine the extreme characteristics of two of the most compact known objects, namely, the intense gravitational field of a black hole and the ultra-dense matter of a neutron star. Observing mergers between these two objects provides clues about the nature of matter under extreme conditions and about the formation of binary systems. Moreover, the detection of these signals helps complete the catalog of possible compact-object mergers. Indeed, these detections completed the trio of compact-star mergers in binary systems: black hole-black hole, neutron star-neutron star, and black hole-neutron star.

In 2025, the most massive black hole merger ever detected was announced. The event, designated GW231123, was recorded in 2023 during the fourth observation campaign O4 of the LIGO-Virgo-KAGRA collaboration. The two black holes that merged have masses of approximately $137 M_{\odot}$ and $103 M_{\odot}$. The merger resulted in a single black hole of about $225 M_{\odot}$, setting a new record in gravitational-wave detections. Besides their enormous mass, both black holes had spins close to the limit allowed by general relativity. This event poses a challenge to conventional stellar-evolution models, which do not predict the formation of stellar-origin black holes with such high masses, due to mass loss or even the explosion of the star itself caused by the production of electron-positron pairs at its core. This pair-instability occurs in stars with masses between 60 and 250 solar masses, and a gap in black

hole masses would therefore be expected in this range, but this is not what is observed. Several hypotheses exist. One is that stellar models for high-mass, rapidly rotating stars must be improved in order to explain the formation of such black holes by gravitational collapse. Thus, this detection not only represents a record in terms of mass, but also provides clues about the existence and formation of intermediate-mass black holes, with masses from $200 M_{\odot}$ to $10000 M_{\odot}$, a class until recently known only in theory.

Also in 2025, the event GW250114 of a merger of two black holes with masses of about $30 M_{\odot}$ and low spins, showed that the area of the final black hole is greater than the sum of the areas of the initial black holes, thereby confirming Hawking's area theorem, also known as the second law of black hole mechanics.

In Fig. 16 it is shown the masses of black holes and neutron stars observed both in the gravitational spectrum and in the electromagnetic spectrum.



FIG. 16: Masses of stellar black holes and neutron stars detected and observed. The masses detected through gravitational waves by the LIGO and Virgo collaborations are shown in blue for black holes and in orange for neutron stars. The white arrows link the masses of the two initial objects to the mass of the final object. In red and yellow are shown the masses of black holes and neutron stars, respectively, observed through electromagnetic processes. The numbers on the vertical axis are given in units of solar masses. The figure is taken from a figure by Elavsky and Geller of the LIGO-Virgo-Kagra collaboration.

Another interesting aspect is that when the merger of two compact objects occurs and the emission of gravitational waves is detected, this can be used as a standard siren. It can

be shown, though we will not do so here, that the shape of the gravitational-wave signal makes it possible to calculate directly the distance to the source. If, at the same time, it is possible to identify the host galaxy and measure its redshift z , one obtains a direct relation between distance d and redshift, exactly what is needed to estimate the Hubble constant H_0 , with the formula given by $d = H_0 z c$, where c is the speed of light. This method was successfully applied to the event involving the collision of two neutron stars, the 2017 event GW170817. This collision provided the first measurement of the Hubble constant using gravitational waves, giving a value $H_0 = 70 \text{ Km/s/Mpc}$. This achievement inaugurated an entirely independent approach in cosmology for determining the Hubble constant, one that is based on gravitational waves rather than electromagnetic radiation. The value obtained by the gravitational-wave method lies within the range of the values obtained by other electromagnetic and cosmological methods.

VIII. COSMOLOGICAL GRAVITATIONAL WAVES AND THE BIG BANG

The gravitational waves that can be measured with current or near-future technology are not only produced by black hole or neutron-star mergers. The theory predicts that the primordial universe, in its earliest moments, was an extremely energetic and chaotic environment, fitting for generating a stochastic background of gravitational waves resulting from the superposition of numerous random physical processes. This gravitational-wave background contains direct information about the origin of the universe, information inaccessible by any other means of observation. Let us examine a few points related to these waves.

The generation of gravitational waves during the Big Bang is an extremely important subject, as it helps us understand how the universe began and evolved. Shortly after the Big Bang, the universe was in an extremely hot, dense, and dynamic state, and several physical processes that occurred at that time can produce gravitational waves: 1. Quantum fluctuations of the inflaton field - During cosmic inflation, an extremely brief and violent phase of exponential expansion, it is believed that quantum fluctuations in the inflaton field, the field responsible for inflation, were stretched to macroscopic scales. These fluctuations were the seeds of the structure of the universe, which later became galaxies and galaxy clusters, and they additionally generated primordial gravitational waves. These waves, produced when the universe was between 10^{-36} and 10^{-32} seconds old, possess a continuous

and broad spectrum. As the universe expanded, the wavelengths of these oscillations were stretched, pushing them into the low-frequency range, invisible to current detectors but possibly accessible through indirect signals. Indeed, these waves may leave imprints on the cosmic microwave background, especially in the B-mode polarization, specific distortions in the polarization pattern of the light that has reached us from the surface of last scattering, 380,000 years after the Big Bang. Experiments such as BICEP/Keck and others aim to search for these indirect signatures, which would act as fossils of the inflationary epoch and confirm the theory of inflation.

2. Phase transitions in the primordial universe - Just as water can change state, from liquid to vapor for example, the universe can also undergo phase transitions associated with spontaneous symmetry breaking, such as the separation of the electroweak force from the other fundamental forces. These transitions may have produced bubbles of a new physical state, which, upon colliding and coalescing, would generate gravitational waves.

3. Topological defects - Some theories predict the formation of cosmic strings, domain walls, or magnetic monopoles, which are structures left over also from likely phase transitions. Oscillations or collisions of these structures would also be sources of stochastic gravitational waves.

Gravitational waves prior to the Big Bang are also a possibility. Some speculative cosmological models go further and suggest that gravitational waves could have originated in a pre-Big Bang era. Among these proposals, two models stand out:

1. Brane theories - In some contexts, in particular in the context of string theory, our universe could be a brane, a three-dimensional membrane, floating in a higher-dimensional space. Collisions between branes, or oscillations of these structures within extra dimensions, could produce detectable gravitational waves.

2. Cyclic or bouncing universes - Models such as the ekpyrotic scenario or bounce cosmologies propose that the universe underwent a contracting phase before the Big Bang, followed by a bounce that initiated the present expansion. During the contraction or the bounce, gravitational waves could have been generated with properties distinct from those predicted by inflation.

Thus, primordial gravitational waves, both from the Big Bang and from possible earlier eras, are among the most fascinating frontiers of modern cosmology. They provide information about the very first instants of the universe, possibly reaching back to the moment of the Big Bang itself. Their detection, whether direct or indirect, will open an entirely new window on physics. As gravitational-wave observatories evolve, both terrestrial and space-

based, the prospect of hearing the gravitational echo from when the universe was extremely young, or even from the beginning of time, is becoming increasingly realistic. We eagerly await that moment.

IX. OTHER PROJECTS

A. Other projects along the same path

1. *Terrestrial detectors*

LIGO has undergone constant development over the years with the aim of increasing its sensitivity and detection capability. It is currently part of a global network of gravitational-wave observatories that includes the two LIGO detectors in the United States, the Virgo detector in Italy, and KAGRA in Japan. This LIGO-Virgo-KAGRA collaboration is part of Advanced LIGO, i.e., LIGO A. The collaboration has enabled increasingly precise detections, from the O1 campaign through O4, which ended recently. The O5 campaign begins in 2027. A proposed LIGO A+, a more advanced LIGO, aims to detect more distant and weaker objects.

The next generation of observatories is already being designed and promises to revolutionize gravitational astronomy even further. Following LIGO and using terrestrial Michelson interferometers, the main developing projects are now enumerated.

LIGO Voyager, a next-generation proposal based on upgrading existing interferometers to increase sensitivity, especially at low frequencies. It is a greatly enhanced version of the current detectors.

Cosmic Explorer, a United States project to build a third-generation gravitational-wave detector with far greater sensitivity than current instruments. With 40 Km arms, ten times longer than LIGO's, Cosmic Explorer aims to observe millions of black hole and neutron star mergers, investigate the formation of the first black holes and the expansion of the universe, test gravity under extreme conditions, explore new fundamental laws of physics, and detect weak, long-lasting gravitational waves from the most distant and ancient regions of the universe. Construction is planned for regions in the United states such as Texas or New Mexico, with operations expected around 2040.

Einstein Telescope, a European project to build another third-generation detector with sensitivity about ten times greater than LIGO, Virgo, and KAGRA. It will be an under-

ground interferometer, with three 10 Km arms arranged in a triangular configuration, located about 200 meters below ground to reduce seismic noise. Scientific goals include observing thousands of compact-object mergers per year, detecting continuous and primordial gravitational waves, studying the formation of the earliest cosmic structures, understanding neutron star physics, and testing general relativity. Potential locations include Sardinia in Italy or a region near the border between Belgium, Germany, and the Netherlands. It is projected to begin operations around 2040.

In Fig. 17, it is provided a clear view of what has already been observed and what is

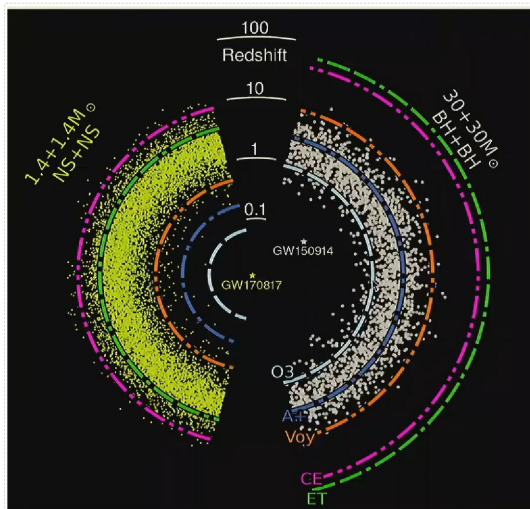


FIG. 17: An idea of what has already been observed and what will be observed with ground-based gravitational-wave detectors in the case of binary systems of compact objects, i.e., neutron stars (NS) and black holes (BH). The circles indicate the redshift, which is a measure of distance. The greater the distance, the further back in time we observe. The detector observations shown here are Advanced LIGO during its third observing run O3, Advanced LIGO with the sensitivity expected for the fifth observing run, denoted A+, a possible LIGO upgrade called Voyager, denoted Voy, the Cosmic Explorer, denoted CE, and the Einstein Telescope, denoted ET. The yellow and white points represent the statistically predicted population of binary neutron star mergers and binary black hole mergers, respectively. In terms of distance, $z = 0.1$ corresponds to approximately 400 Mpc, $z = 1$ corresponds to 6000 Mpc, and $z = 10$ and $z = 100$ correspond to distances approaching the edges of the observable universe. The conversion from parsecs to light-years, for those who prefer this latter unit, is $1 \text{ pc} = 3.3 \text{ light-years}$. The figure is taken from a technical report for the Cosmic Explorer project by Evans and collaborators.

expected to be detected by these future projects that follow LIGO's line of investigation. These new observatories promise to deepen our knowledge of the universe by increasing the reach and sensitivity of gravitational-wave observations.

2. *Space-based detectors*

LISA, the Laser Interferometer Space Antenna, is a joint space mission of ESA with participation from NASA, designed to be the first space-based gravitational-wave observatory. It will consist of three spacecraft separated by 2.5 million Km, forming an equilateral triangle in orbit around the Sun. The satellites act as interferometers in pairs. Each spacecraft sends and receives laser beams, measuring tiny changes in distance caused by passing gravitational waves. LISA will detect low-frequency gravitational waves, from 10^{-4} Hz to 1 Hz, a range inaccessible to ground-based detectors due to seismic and atmospheric noise. Its scientific objectives include mergers of supermassive black holes, compact binary systems of white dwarfs within the Milky Way, mergers of intermediate-mass black holes, and signals from the primordial universe, such as possible echoes of the Big Bang. It is expected to begin operating around 2040. In short, LISA will be essential for understanding the growth of supermassive black holes, testing general relativity on astronomical scales, and searching for signals from the primordial universe.

B. Other projects in other directions

In 2023, a cosmic gravitational-wave background of extremely low frequency was detected for the first time. This distant echo is generated by the superposition of waves produced by mergers of supermassive black holes throughout time. The detection became possible by turning the Milky Way itself into a giant antenna, using a network of millisecond pulsars distributed across the galaxy. By measuring with extreme precision the arrival times of signals from these pulsars, international consortia such as NANOGrav from United States, EPTA from Europe, InPTA from India, and PPTA from Australia all part of the general pulsar timing array PTA project, were able to identify this gravitational signal. This signal, a stochastic gravitational-wave background, opens a new avenue for studying galaxy evolution and black holes on cosmological scales. With this discovery, new projects are expected to

emerge, pushing our understanding of the universe even further.

C. The gravitational-wave spectrum: sources and detectors

The sources of gravitational waves can be many. Indeed, since gravitation is universal and nothing is completely isolated, anything that moves emits gravitational waves. But we are interested only in sources that generate waves detectable with our instruments. For such detection, the sources must have very large masses, as in neutron stars and black holes in compact binary systems, and the universe itself. In Fig. 18 it is shown the main sources of gravitational waves and the detectors capable of detecting them.

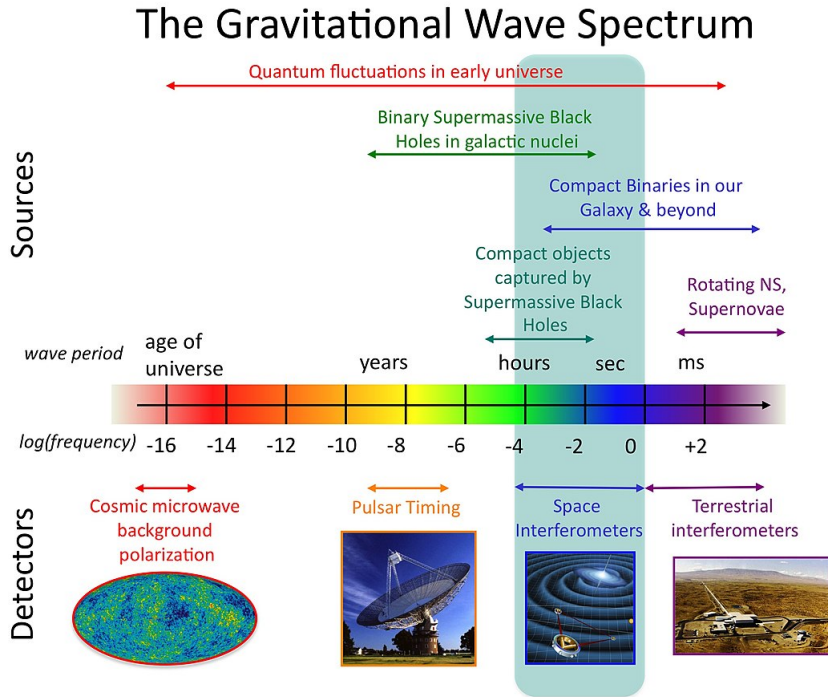


FIG. 18: The spectrum of gravitational waves with the sources and the detectors suited to those sources. The figure is taken from an outreach image by NASA for the LISA mission.

X. THE PRESENT AND THE FUTURE

At present, we are witnessing the birth of a new science: gravitational-wave astronomy. The first clues are emerging regarding the formation and interaction of extremely massive

objects, such as stellar-mass black holes and neutron stars. The central mechanisms behind gamma-ray bursts are gradually being revealed. Furthermore, progress is being made in investigating the possible contribution of various types of black holes, including primordial ones, to solving the dark-matter problem.

In the not-too-distant future, perhaps within the next three decades, we may detect, in real time, mergers of supermassive black holes resulting from collisions of entire galaxies. It is even possible that we will capture the echo of gravitational waves generated during the earliest instants of the Big Bang itself. We will then be facing a revolution in our observation of the universe.

However, one central question remains open: Will it be possible to take a decisive step in fundamental physics and fully understand gravity in the strong-field regime? In other words, is general relativity valid at all scales except possibly at the Planck scale, or is the strong-field regime governed by a modified theory of gravity?

XI. CONCLUSIONS

The detection of electromagnetic waves across the entire spectrum occurred gradually. Radio waves were detected by Hertz, a German physicist, in 1886 during experiments carried out to confirm Maxwell's electromagnetic theory. Infrared radiation was identified by Herschel, an English astronomer, in 1800, when he observed the heating caused by sunlight beyond the visible red. Visible light does not have a specific moment of discovery in human history: we have always perceived it. Our eyes are, in practice, natural detectors of this form of electromagnetic radiation, though it is worth recalling that it was Newton who first realized that white light is composed of seven colors by passing sunlight through a prism, an insight he published in 1672, laying the foundations of modern optics. Ultraviolet radiation was discovered by Ritter, a German physicist, in 1801 while investigating the effects of sunlight beyond the violet. X-rays were discovered in 1895 by Röntgen, also a German physicist, who observed an unknown radiation capable of penetrating opaque materials. Finally, gamma rays were identified by Villard, a French chemist, in 1900 while examining the radiation emitted by radioactive substances. Gravity waves mixed with matter have been known since the earliest days of humanity. Ocean waves are, in this sense, a gravity wave in water. An earthquake can be understood as a gravity wave propagating through

the Earth's crust. Both depend on the gravitational constant g , which governs gravity at the Earth's surface and is essential for the existence of such mechanic-gravity waves. Pure gravitational waves, on the other hand, direct manifestations of the vibration of spacetime predicted by the theory of general relativity, depending only on the universal gravitational constant G and the speed of light c , were detected for the first time in human history on the landmark date of 14 September 2015. On that day, LIGO recorded the passage of these waves, originating from the merger of two distant black holes.

Acknowledgements

I am grateful to Carlos Herdeiro and Jorge Rocha for their collaboration and tireless work as editors of the commemorative issue of *Gazeta de Física* dedicated to the 10th anniversary of the first detection of gravitational waves. I also thank Bernardo Almeida, the journal's director, for enthusiastically supporting the idea of such a special issue and for giving me the opportunity to contribute a long-form article. My thanks go as well to Amaro Rica da Silva for his invaluable assistance in preparing the manuscript, including help with LaTeX sources for .doc format and help in producing figures with Mathematica to the original article in *Gazeta*.

I acknowledge the Fundação para a Ciência e Tecnologia (FCT) for its financial support through project UIDB/00099/2025.

Note

This article is my English translation of the chapter I wrote for the special issue of the Portuguese Physics Society journal, *Gazeta de Física*, celebrating the 10th anniversary of the first detection of gravitational waves. The full reference is J. P. S. Lemos, “Quando o espaço-tempo vibra: uma introdução às ondas gravitacionais”, *Gazeta de Física* 48(2), 2 (2025).

The article is based on the colloquia I have given since 2017 on the science of gravitational waves and the methods developed for their detection. Particularly noteworthy are the colloquium presented at the Department of Physics of Instituto Superior Técnico, “The Nobel Prize in Physics 2017: Gravitational Waves and the LIGO Detector”, held on 18 Oc-

tober 2017, immediately after the Nobel Prize announcement, and the lecture delivered at the XIX Brazilian School of Cosmology and Gravitation at the Brazilian Center for Physics Research, CBPF, in Rio de Janeiro, titled “Black Holes and Gravitational Waves Part II: Gravitational Waves”, on 17 September 2024.

Below is a bibliography recommended for deepening the understanding of the topics addressed in this article. The scientific outreach articles and books included are particularly interesting and offer accessible reading. The textbooks containing chapters on gravitational waves are all of excellent quality. Ryder’s book was especially useful for this work, part of our analysis of gravitational waves was adapted from it. The article announcing the detection of the first gravitational wave deserves, at the very least, careful consultation, as does the corresponding official Nobel Prize press release, both essential for understanding the historical significance of the discovery. This bibliography is not exhaustive, but it provides a foundation for those wishing to explore the topic in greater depth.

References

Popular-science articles on gravitational waves:

- [1] J. D. Toniato, “What are gravitational waves?”, *Cadernos de Astronomia* 2(2), 6 (2021).
- [2] S. Speziale and D. A. Steer, “An introduction to gravitational wave theory”, in 4th MaNiTou Summer School on Gravitational Waves (CNRS Contemporary Encyclopaedia Sciences, ISTE, London, 2025); arXiv:2508.21817 [astro-ph].
- [3] C. A. R. Herdeiro, J. P. S. Lemos, and J. V. Rocha (editors), *10^o Aniversário da 1^a Detecção de Ondas Gravitacionais*, *Gazeta de Física* 48(2), 1-85 (2025), in Portuguese.

Popular-science books on gravitational waves:

- [4] M. Bartusiak, *Einstein’s Unfinished Symphony: The Story of a Gamble, Two Black Holes, and a New Age of Astronomy* (Yale University Press, New Haven, 2017).
- [5] H. Collins, *Gravity’s Kiss: The Detection of Gravitational Waves* (MIT Press, Cambridge, Massachusetts, 2017).
- [6] G. Schilling, *Ripples in Spacetime: Einstein, Gravitational Waves, and the Future of Astronomy* (The Belknap Press of Harvard University Press, Cambridge, Massachusetts, 2017).

Textbooks with chapters on gravitational waves:

- [7] C. W. Misner, K. S. Thorne, and J. A. Wheeler, *Gravitation* (Freeman, San Francisco, 1973); new edition (Princeton University Press, Princeton, 2018).
- [8] B. F. Schutz, *A First Course in General Relativity* (Cambridge University Press, Cambridge, 1985); new edition (Cambridge University Press, Cambridge, 2022).
- [9] M. Maggiore, *Gravitational Waves. Volume 1: Theory and Experiment* (Oxford University Press, Oxford, 2007).
- [10] L. Ryder, *Introduction to General Relativity* (Cambridge University Press, Cambridge, 2009).

The paper that announced the first detection of gravitational waves:

- [11] B. P. Abbott et al. (LIGO Scientific Collaboration and Virgo Collaboration), “Observation of gravitational waves from a binary black hole merger”, *Physical Review Letters* 116, 061102 (2016); arXiv:1602.03837 [gr-qc].

The 2017 Nobel Prize in Physics for gravitational waves:

- [12] The Nobel Committee for Physics, “Scientific background: The laser interferometer gravitational-wave observatory and the first direct observation of gravitational waves”, *Advanced Information*, Royal Swedish Academy of Sciences (2017); <https://www.nobelprize.org/prizes/physics/2017/advanced-information/>.
- [13] J. P. S. Lemos, “The Nobel Prizes in Physics for astrophysics and gravitation and the Nobel Prize for black holes: Past, present, and future”, *Gazeta de Física* 44(2/3), 58 (2021); arXiv:2112.14346 [physics.hist-ph] (2021). The paper in *Gazeta de Física* is in Portuguese with title “Os prêmios Nobel de física para astrofísica e gravitação e o prêmio Nobel para buracos negros: Passado, presente e futuro”. The paper in the arXiv is its translation to English.