

On the Stealth of Unbounded Attacks Under Non-Negative-Kernel Feedback ^{*}

Kamil Hassan ^{*}, Henrik Sandberg ^{*}

^{*} School of Electrical Engineering and Computer Science, KTH Royal Institute of Technology, Sweden (email: kamilha@kth.se, hsan@kth.se)

Abstract: The stealth of false data injection attacks (FDIAs) against feedback sensors in linear time-varying (LTV) control systems is investigated. In that regard, the following notions of stealth are pursued: For some finite $\epsilon > 0$, i) an FDIA is deemed ϵ -stealthy if the deviation it produces in the signal that is monitored by the anomaly detector remains ϵ -bounded for all time, and ii) the ϵ -stealthy FDIA is further classified as *untraceable* if the bounded deviation dissipates over time (asymptotically). For LTV systems that contain a chain of $q \geq 1$ integrators and feedback controllers with non-negative impulse-response kernels, it is proved that polynomial (in time) FDIA signals of degree a — growing *unbounded* over time — will remain i) ϵ -stealthy, for some finite $\epsilon > 0$, if $a \leq q$, and ii) untraceable, if $a < q$. These results are obtained using the theory of linear Volterra integral equations.

Keywords: Cyber security networked control, Linear parameter-varying systems

1. INTRODUCTION

The growing reliance of modern control systems on IT infrastructure makes them vulnerable to malicious agents and cyber threats, as argued in Hemsley et al. (2018). To mitigate these threats, it is essential to quantify the underlying vulnerabilities so that appropriate defense strategies can be developed. In light of this, the current work is devoted to the investigation of the underlying conditions that allow (possibly) unbounded false data injection attacks (FDIAs) on feedback sensors to remain *stealthy*. In particular, we consider feedback systems that contain a chain of integrators in their closed-loop, thereby focusing the scope of the study.

Integrators arise naturally in the modeling of many physical processes. For example, consider the mechanical motion of a rigid body: The mapping of the force applied to its position is modeled as a chain of two integrators (a double integrator system), as studied in Rao and Bernstein (2001). Integrators also appear in many control laws, where integral action may be desired to achieve zero steady-state error and disturbance rejection (Franklin et al., 2002, Chapter 7.10). Therefore, the study of such integrator-endowed systems in the context of security has practical significance and implications for real-world systems. With that in mind, the objective of this work is to investigate whether the presence of these integrators in feedback systems makes them susceptible to stealthy FDIAs.

The stealth of FDIAs has been investigated in various forms in the current literature. For example, Pasqualetti et al. (2013) defines an attack undetected (and, thus, stealthy) if the output measurement under the attack remains indistinguishable from the nominal (no-attack) case. In Teixeira et al. (2015), on the other hand, the stealth of an attack is characterized by the dynamic residual that is constructed using both the actuation and the output signals. While seemingly distinct, in each of these cases, the stealth of the FDIA is based on a measure of

the deviation it produces in a signal of interest to the anomaly detector (AD) employed. In view of this, in this work, we define the stealth of an FDIA in terms of the maximum (finite) amplitude, $\epsilon > 0$, by which the actuation signal deviates (from its nominal trajectory) in response to this FDIA. This characteristic is then termed the ϵ -stealth of the FDIA. In addition, if this deviation vanishes over time (asymptotically), we deem the FDIA *untraceably stealthy (u.s.)*. Under this framework, we study the stealth of FDIAs against integrator-endowed feedback systems by examining the deviation of the actuation signal with respect to its nominal reference trajectory.

To account for non-constant nominal trajectories in our study, we adopt linear time-varying (LTV) representations for both the plant and the controller around these trajectories. This permits us to extend our results to study the stealth of attacks against satellites, for example, where the nominal reference trajectory is represented by their elliptical orbit (and not by a constant equilibrium of the system). Then, corresponding to the setup described above, we model the deviation of the actuation signal with respect to its nominal trajectory as a linear Volterra integral equation (LVIE), thereby transforming the stealth analysis into an investigation of the conditions that render the LVIE stable. In doing so, we make the following contributions:

- (1) **(characterization of stealthy FDIAs):** For LTV systems that contain a chain of integrators and feedback controllers with *non-negative* impulse-response kernels, we identify (by their polynomial degree) the types of unbounded FDIA signals that will remain stealthy to an AD comparing the actuation signal with its nominal trajectory.
- (2) **(ϵ -stealth):** For non-negative-kernel feedback systems with $q \geq 1$ integrators in their closed-loop, it is proved that polynomial (in time) FDIA signals of degree a will remain ϵ -stealthy, for some finite $\epsilon > 0$, if $a \leq q$.
- (3) **(untraceable stealth):** For these non-negative-kernel feedback systems, we further prove that if $a < q$, then the polynomial FDIA signals will attain untraceable stealth.

^{*} This study is sponsored, in part, by the Swedish Research Council and the Swedish Energy Agency.

- (4) **(unproven extensions):** Through numerical simulations, we show that the previously stated theoretical results pertaining to the stealth of the polynomial-type FDIAs may also extend to the case of **non-positive**-kernel feedback systems with $q \geq 1$ integrators in the closed-loop.

The organization of the remaining article is as follows: In Section 2, a brief background is provided on linear Volterra integral equations. In Section 3, first, the setup is described, and then the problem is formulated. In Section 4, the main results related to the stealth of FDIAs are presented, which is then followed by the numerical simulations in Section 5. Finally, concluding remarks are included in Section 6.

Notations: The set of real numbers is denoted by \mathbb{R} , and the set of integers by \mathbb{Z} . Furthermore, for $r \in \mathbb{R}$ and $s \in \mathbb{Z}$, $\mathbb{R}_{\geq r} := \{x \in \mathbb{R} : x \geq r\}$ and $\mathbb{Z}_{\geq s} := \{x \in \mathbb{Z} : x \geq s\}$. Finally, for some interval $\mathcal{I} \subseteq \mathbb{R}_{\geq 0}$ and set $\mathcal{J} \subseteq \mathbb{R}^m$, $\mathcal{C}(\mathcal{I}, \mathcal{J})$ denotes the set of continuous functions mapping \mathcal{I} to \mathcal{J} .

2. PRELIMINARIES ON LINEAR VOLTERRA INTEGRAL EQUATIONS

The following (scalar) integral equation is characterized in the literature as a non-homogeneous linear Volterra integral equation (LVIE) of the second kind

$$x(t) = \int_0^t G(t, \tau) x(\tau) d\tau + \phi(t), \quad t \geq 0, \quad (1)$$

where $x(t) \in \mathbb{R}$, the input $\phi(t) \in \mathbb{R}$, and the causal kernel $G : \mathbb{R}_{\geq 0} \times \mathbb{R}_{\geq 0} \rightarrow \mathbb{R}$. See, for example, Gripenberg et al. (1990) and Burton (2005) for some references on LVIEs. We assume that for any $T > 0$, G in (1) is continuous on the domain $\{(t, \tau) \in \mathbb{R}_{\geq 0} \times \mathbb{R}_{\geq 0} : 0 \leq t \leq T, 0 \leq \tau \leq t\}$. This ensures that, corresponding to any continuous input $\phi : \mathbb{R}_{\geq 0} \rightarrow \mathbb{R}$, there exists a unique solution $x : \mathbb{R}_{\geq 0} \rightarrow \mathbb{R}$ to (1) (Brunner, 2017, Theorem 1.2.3). Next, we define the different notions of stability as they pertain to the zero solution of (1) (that is, $x(t) \equiv 0$ corresponding to $\phi(t) \equiv 0$).

Definition 1. The zero solution of (1) is **stable** if for all $\epsilon > 0$, there exists $\delta(\epsilon) > 0$ such that

$$\sup_{t \geq 0} |\phi(t)| < \delta(\epsilon) \implies \sup_{t \geq 0} |x(t)| < \epsilon.$$

Definition 2. The zero solution of (1) is **asymptotically stable** if it is stable and there exists $\delta_1 > 0$ such that

$$\sup_{t \geq 0} |\phi(t)| < \delta_1 \text{ and } \lim_{t \rightarrow \infty} \phi(t) = 0 \implies \lim_{t \rightarrow \infty} x(t) = 0.$$

Now we present some results from the existing literature to establish the sufficient and necessary conditions needed for (1) to be stable as per the notions described in Definitions 1 and 2.

Lemma 1. (Tsalyuk (1979), Section 1.3.1). Let $G(t, \tau) \geq 0$, for all $0 \leq \tau \leq t < \infty$. The zero solution of (1) is stable per Definition 1 if, and only if,

$$\sup_{t \geq 0} \int_0^t G(t, \tau) d\tau < \infty, \quad (2)$$

and, for some $v \in \mathbb{Z}_{\geq 1}$,

$$A_v = \lim_{T \rightarrow \infty} \sup_{t \geq T} \int_T^t G_v(t, \tau) d\tau \quad (3)$$

lies within the unit circle, where $G_v(t, \tau)$ is the v^{th} iterate of the kernel $G(t, \tau)$ such that $G_1(t, \tau) \equiv G(t, \tau)$ and

$$G_m(t, \tau) := \int_{\tau}^t G(t, \sigma) G_{m-1}(\sigma, \tau) d\sigma, \quad m \in \mathbb{Z}_{\geq 2}. \quad (4)$$

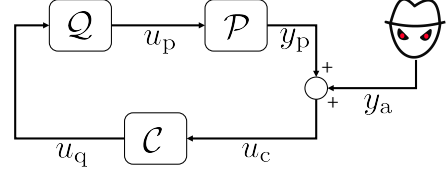


Fig. 1. Control system under false data injection attack y_a .

Lemma 2. (Tsalyuk (1979), Section 1.3.3). Let $G(t, \tau) \geq 0$, for all $0 \leq \tau \leq t < \infty$. The zero solution of (1) is asymptotically stable per Definition 2 if, and only if, it is stable per Definition 1, and, for any $T > 0$,

$$\lim_{t \rightarrow \infty} \int_0^T G(t, \tau) d\tau = 0. \quad (5)$$

Remark 1. Lemmas 1 and 2 apply to LVIEs of the form (1) if they have a non-negative kernel $G(t, \tau) \geq 0$ for all $0 \leq \tau < t < \infty$. Admittedly, this restricts the applicability of these results (and our ensuing analysis that uses them). We can, however, extend these results to the instantiations of (1) with non-positive kernels: As pointed out at the beginning of (Tsalyuk, 1979, Section 1.3), if the conditions stated in Lemmas 1 and 2 are satisfied for the kernel $|G(t, \tau)| \in \mathbb{R}_{\geq 0}$ instead, then it is sufficient to imply that the zero solution of (1) (with the possibly non-positive kernel $G(t, \tau) \in \mathbb{R}$) is stable per Definitions 1 and 2, respectively (see Example 2 in Section 5).

3. SYSTEM DESCRIPTION AND PROBLEM FORMULATION

In this section, we endeavor to provide context for the current study. To that end, first, the setup is described, and then the description is employed towards formulating the problem.

3.1 Setup

Consider the single-input–single-output (SISO) system depicted in Fig. 1. Except for the plant output y_p (and the exogenous input y_a), every signal in the depicted control system is labeled such that it is indicative of which subsystem it forms an input to. For example, u_c represents the input to the controller \mathcal{C} . Similarly, the output of the controller is labeled u_q because it is the input to the integrator system \mathcal{Q} , etc. Keeping this in mind, the constituent subsystems of the considered control system in Fig. 1 are described as follows:

- The linearized dynamics of the plant \mathcal{P} and the controller \mathcal{C} (around some nominal trajectories) are represented by the following linear time-varying (LTV) formulation

$$\begin{aligned} \dot{x}_i(t) &= A_i(t)x_i(t) + B_i(t)u_i(t), \quad x_i(0) = \mathbf{0}, \\ z_i(t) &= C_i(t)x_i(t), \end{aligned} \quad (6)$$

where $x_i \in \mathbb{R}^{n_i}$, $A_i \in \mathcal{C}(\mathbb{R}_{\geq 0}, \mathbb{R}^{n_i \times n_i})$, $B_i \in \mathcal{C}(\mathbb{R}_{\geq 0}, \mathbb{R}^{n_i})$, $C_i \in \mathcal{C}(\mathbb{R}_{\geq 0}, \mathbb{R}^{1 \times n_i})$, $u_i \in \mathbb{R}$, and the indicator subscript $i \in \{p, c\}$ such that $i = p$ implies that the variable corresponds to the plant and $i = c$ means that it corresponds to the controller. Furthermore, for $i \in \{p, c\}$, the placeholder variable $z_i \in \mathbb{R}$ denotes the output of (6) such that $z_p \equiv y_p$ (corresponding to the plant) and $z_c \equiv u_q$ (corresponding to the controller).

Moving forward, to model the input–output mappings of these subsystems, we define the impulse-response kernel $g_i : \mathbb{R}_{\geq 0} \rightarrow \mathbb{R}_{\geq 0} \rightarrow \mathbb{R}$ associated with (6) as follows

$$g_i(t, \tau) := C_i(t) \Phi_i(t, \tau) B_i(\tau), \quad (7)$$

where the state-transition matrix $\Phi_i : \mathbb{R}_{\geq 0} \times \mathbb{R}_{\geq 0} \rightarrow \mathbb{R}^{n_i \times n_i}$ is given by the unique solution of

$$\frac{\partial}{\partial t} \Phi_i(t, \tau) = A_i(t) \Phi_i(t, \tau), \quad \Phi_i(\tau, \tau) = I, \quad (8)$$

for $i \in \{p, c\}$. Then, the input–output model for (6) is formulated as

$$z_i(t) = \int_0^t g_i(t, \tau) u_i(\tau) d\tau, \quad t \geq 0, \quad (9)$$

where $i \in \{p, c\}$, $z_p \equiv y_p$, and $z_c \equiv u_q$, as described in (6). Note that the above modeling is standard in linear systems theory. For further details in this regard, see, for example, Rugh (1996).

- The subsystem \mathcal{Q} represents a chain of $q \in \mathbb{Z}_{\geq 1}$ single-integrators with dynamics modeled as

$$\begin{aligned} \dot{x}_q &= \underbrace{\begin{bmatrix} 0 & 1 & 0 & \cdots & 0 \\ 0 & 0 & 1 & \cdots & 0 \\ \vdots & \vdots & \vdots & \ddots & \vdots \\ 0 & 0 & 0 & \cdots & 1 \\ 0 & 0 & 0 & \cdots & 0 \end{bmatrix}}_{=: A_q} x_q + \underbrace{\begin{bmatrix} 0 \\ 0 \\ \vdots \\ 0 \\ 1 \end{bmatrix}}_{=: B_q} u_q, \\ u_p &= \underbrace{[1 \ 0 \ 0 \ \cdots \ 0]}_{=: C_q} x_q, \end{aligned} \quad (10)$$

where $x_q \in \mathbb{R}^q$, $A_q \in \mathbb{R}^{q \times q}$, $B_q \in \mathbb{R}^q$ and $C_q \in \mathbb{R}^{1 \times q}$. Since these dynamics are linear time-invariant (LTI), the state-transition matrix corresponding to (10) takes the form $\Phi_q(t) := e^{A_q t}$, where A_q is as given in (10). Consequently, the input–output model of \mathcal{Q} is given by the following convolution integral equation:

$$u_p(t) = \int_0^t g_q(t - \tau) u_q(\tau) d\tau, \quad t \geq 0, \quad (11)$$

where

$$g_q(t) := C_q \Phi_q(t) B_q = \frac{t^{q-1}}{(q-1)!}, \quad (12)$$

C_q and B_q as in (10), and $q \in \mathbb{Z}_{\geq 1}$.

The LTV representations of \mathcal{P} and \mathcal{C} described in (6) correspond to some non-linear dynamics that are linearized around the nominal trajectories followed by the system. Therefore, under normal conditions ($y_a \equiv 0$), the closed-loop system is expected to follow these nominal trajectories, ensuring the deviations u_q , u_c , u_p , and $y_p \equiv 0$ (neglecting the initial convergence period). In the next subsection, we account for the input y_a in our model, and formulate the problem studied.

3.2 Problem Statement

In this section, we explicate the role of the exogenous input y_a — henceforth termed the false data injection attack (FDIA) — as it pertains to the problem considered in this study. The FDIA is modeled as the output of a chain of $a \in \mathbb{Z}_{\geq 0}$ integrators such that

$$y_a(t) := \int_0^t \underbrace{\frac{(t - \tau)^{a-1}}{(a-1)!}}_{=: g_a(t-\tau)} \tilde{h}(\tau) d\tau = \frac{h}{a!} t^a, \quad t \geq 0, \quad (13)$$

where $\tilde{h}(t) \equiv h \in \mathbb{R}$ denotes the constant input to the chain. In effect, the FDIA y_a represents a polynomial (monomial) of degree $a \in \mathbb{Z}_{\geq 0}$, which grows unbounded over time (for $a \geq 1$) with a rate proportional to h . Correspondingly, in response to

this FDIA, we posit that the system can be led away from its nominal course and rendered unable to meet its given objective.

To mitigate the effects of such FDIAs and ensure the sanctity of the feedback loop, anomaly detectors (ADs) are installed to detect deviations of the signals in the control loop from their nominal trajectories. To counteract such security measures, the deviations produced in these signals by the FDIA must be small enough to bypass these detectors. This evasion is crucial from the perspective of the attacker, for the measure of a successful attack is not the harm it can cause but rather the harm it can cause while remaining undetected¹. From a security perspective, therefore, it is imperative to understand the underlying vulnerabilities of the system that would enable such FDIAs to remain stealthy.

In view of the above discussion, we note that the *stealth* of an FDIA is characterized by its ability to remain undetected in its effect on the signal(s) of interest for the AD. In the context of this study, owing to its ease of access and availability for monitoring, u_q (the output of the controller) is deemed such a signal of interest. That is, we posit that by observing u_q , an inference could be made regarding the departure of system operation from nominal conditions. Correspondingly, the following notion of stealth is presented:

Definition 3. For the setup considered in Fig. 1, the FDIA $y_a \in \mathbb{R}$ is said to be:

- (1) ϵ -*stealthy* with respect to u_q if

$$\sup_{t \geq 0} |u_q(t)| \leq \epsilon,$$

for some $\epsilon > 0$.

- (2) *untraceably stealthy (u.s.)* with respect to u_q if it is ϵ -stealthy with respect to u_q and

$$\lim_{t \rightarrow \infty} |u_q(t)| = 0.$$

This leads to the following problem statement:

Problem 1. For a given $a \in \mathbb{Z}_{\geq 0}$, does there exist $h \neq 0$ such that the corresponding FDIA y_a in (13) remains stealthy with respect to u_q per Definition 3?

In other words, we shall investigate the conditions (if there are any) that allow the FDIA modeled in (13) — growing unbounded over time for $a \geq 1$ — to manage stealth against the considered setup. In the next section, we employ the theory of LVIEs from Section 2 to address Problem 1.

4. STEALTH OF FALSE DATA INJECTION ATTACKS AGAINST LINEAR TIME-VARYING SYSTEMS

In this section, we address Problem 1. To that end, first, we represent the signal of interest u_q as an LVIE of the form (1) and then, leveraging this mathematical formulation, we develop the theory of stealth for the FDIA (13) in relation with Problem 1.

4.1 LVIE-based Representation of u_q

In this subsection, we model u_q as an LVIE. However, before proceeding, we state the following result.

¹ Once the attack is detected, in most cases, the system can simply be shut down if worst comes to worst, thus limiting the impact of the attack.

Lemma 3. For any $T > 0$, the kernels $g_p(t, \tau)$ and $g_c(t, \tau)$, defined as in (7) (for $i = p$ and $i = c$, respectively), are continuous over the domain $\mathcal{D}_T := \{(t, \tau) \in \mathbb{R}_{\geq 0} \times \mathbb{R}_{\geq 0} : 0 \leq t \leq T, 0 \leq \tau \leq t\}$.

Proof. For any $T > 0$, since A_i in (6) is continuous over $[0, T]$, each term in the Peano-Baker series² associated with the state transition matrix $\Phi_i(t, \tau)$ given in (8) is continuous over \mathcal{D}_T . Together with the fact that the Peano-Baker series converges absolutely and uniformly for $(t, \tau) \in \mathcal{D}_T$ (Rugh, 1996, Theorem 3.3), this implies that $\Phi_i(t, \tau)$ is (jointly) continuous over the domain \mathcal{D}_T (Rudin, 1976, Theorem 7.12). Since the product of jointly continuous functions is jointly continuous, the result follows from the continuity of A_i , B_i , and C_i supposed in (6), and the construction of the kernel in (7), for all $i \in \{p, c\}$. \square

Next, we substitute $u_c = y_p + y_a$ (see Fig. 1) in (9), for $i = c$ (where $z_c \equiv u_q$), and apply (13) to obtain

$$\begin{aligned} u_q(t) &= \int_0^t g_c(t, \sigma) (y_p(\sigma) + y_a(\sigma)) \, d\sigma, \\ &= \int_0^t g_c(t, \sigma) \left(\int_0^\sigma g_p(\sigma, \tau) u_p(\tau) \, d\tau \right) \, d\sigma \\ &\quad + \int_0^t g_c(t, \sigma) \left(\int_0^\sigma g_a(\sigma - \tau) \tilde{h}(\tau) \, d\tau \right) \, d\sigma, \quad (14) \\ &= \int_0^t \underbrace{\left(\int_\tau^t g_c(t, \sigma) g_p(\sigma, \tau) \, d\sigma \right)}_{=: G_{c,p}(t, \tau)} u_p(\tau) \, d\tau \\ &\quad + \int_0^t \underbrace{\left(\int_\tau^t g_c(t, \sigma) g_a(\sigma - \tau) \, d\sigma \right)}_{=: G_{c,a}(t, \tau)} \tilde{h}(\tau) \, d\tau, \quad (15) \end{aligned}$$

where the transition from (14) to (15) was made by iterating the integrals, which is allowed because of the continuity of the integrands following Lemma 3 (Protter et al., 2012, Chapter 5, Theorem 7). Furthermore, in (15), we observe that the contribution from the FDIA appears in the following term, which we simplify by employing the definition of g_a and $G_{c,a}$ from (13) and (15), respectively, as follows:

$$\phi_{c,a}(t) := \int_0^t G_{c,a}(t, \tau) \tilde{h}(\tau) \, d\tau = \frac{h}{a!} \int_0^t g_c(t, \tau) \tau^a \, d\tau. \quad (16)$$

Then, by substituting (11) and (16) into (15), and interchanging the order of integration again for the first term, we obtain the following representation of u_q :

$$u_q(t) = \int_0^t G_{c,p,q}(t, \tau) u_q(\tau) \, d\tau + \phi_{c,a}(t), \quad (17)$$

where $G_{c,p,q}(t, \tau) := \int_\tau^t G_{c,p}(t, \sigma) g_q(\sigma - \tau) \, d\sigma$, $0 \leq \tau \leq t$. We note at once that (17) is an LVIE of the second kind. Furthermore, under Lemma 3, (17) conforms to the well-posed structure assumed for (1) in Section 2, thereby guaranteeing the existence and uniqueness of the solution u_q to (17) over $t \geq 0$, corresponding to the continuous input $\phi_{c,a}$ defined in (16).

By modeling u_q in the form (17), we transform the problem of stealth for the FDIA to the problem of stability for (17). In the next subsection, we employ this insight to address Problem 1.

² Though omitted here, the Peano-Baker series representation of the state transition matrix takes the form as shown in (Rugh, 1996, eq. (12) of Chapter 3).

4.2 Stealth and Linear Volterra Integral Equations

In this subsection, we shall present the main results of the study as they pertain to Problem 1. That is, given the LVIE (17), we seek conditions under which, corresponding to the input $\phi_{c,a}$ modeled as in (16), its solution u_q exhibits the following properties: i) for a given $\epsilon > 0$, it remains ϵ -bounded for all time (ϵ -stealth), and ii) $\lim_{t \rightarrow \infty} u_q(t) = 0$ (untraceable stealth). To that end, we note that if the LVIE is stable per Definition 1, then, for any $\epsilon > 0$, there exists $\delta(\epsilon) > 0$ such that if we bound the input $\phi_{c,a}$ by $\delta(\epsilon)$, then u_q will remain ϵ -bounded for all t . Similarly, if the LVIE (17) is asymptotically stable, then there would exist some other bound δ_1 such that if the input $\phi_{c,a}$ remains δ_1 -bounded and, additionally, the input converged to 0 in the asymptotic sense, then $\lim_{t \rightarrow \infty} u_q(t) = 0$. Therefore, the stability of the LVIE provides us with a framework to argue about the stealth of y_a with respect to u_q . However, stability alone is not enough. Additionally, we need the input $\phi_{c,a}$: i) bounded for ϵ -stealth and ii) asymptotically converging to 0 for untraceable stealth, as discussed above.

In light of the above discussion, we present the following sufficient conditions to obtain the sought-after attributes for $\phi_{c,a}$.

Lemma 4. Consider the polynomial FDIA signal y_a of degree $a \in \mathbb{Z}_{\geq 0}$ and weight $h \in \mathbb{R}$, as modeled in (13).

a) For any $\delta > 0$, if

$$\sup_{t \geq 0} \int_0^t g_c(t, \tau) \tau^a \, d\tau < \infty, \quad (18)$$

then there exists $h \in \mathbb{R} \setminus 0$ such that the input $\phi_{c,a}$ defined as in (16) remains δ -bounded:

$$\sup_{t \geq 0} |\phi_{c,a}(t)| < \delta. \quad (19)$$

b) Furthermore, if

$$\lim_{t \rightarrow \infty} \int_0^t g_c(t, \tau) \tau^a \, d\tau = 0, \quad (20)$$

then

$$\lim_{t \rightarrow \infty} \phi_{c,a}(t) = 0. \quad (21)$$

Proof.

a) Let $M := \sup_{t \geq 0} \int_0^t g_c(t, \tau) \tau^a \, d\tau$. From (16), we obtain

$$\sup_{t \geq 0} |\phi_{c,a}(t)| \leq \frac{|h|}{a!} |M|. \quad (22)$$

Choosing $h \neq 0$ such that $|h| < \frac{a! \delta}{|M|}$ then ensures (19).

b) It follows from the application of the limit ‘ $\lim_{t \rightarrow \infty}$ ’ to (16) under (20).

This concludes the proof. \square

Lemma 4 stipulates that if the impulse-response kernel of the controller g_c has sufficient decay to ensure integrability against the polynomial growth term τ^a , where $\tau \in [0, t]$, $t \geq 0$, and $a \in \mathbb{Z}_{\geq 0}$, such that (18) and (20) hold, then $\phi_{c,a}$ remains bounded and asymptotically converges to 0, as stated in (19) and (21), respectively. Without having assumed a prior structure for g_c , Lemma 4 then dictates the mathematical (decay) properties needed for g_c to bound $\phi_{c,a}$. To proceed with the strategy discussed before, the following assumption is warranted:

Assumption 1. We suppose the following:

a) The LVIE (17) is stable per Definition 1.

- b) $\sup_{t \geq 0} \int_0^1 g_c(t, \tau) d\tau < \infty$.
c) For any fixed $t \geq 0$,

$$G_{c,p}(t, \tau) \geq g_c(t, \tau) \geq 0, \quad \forall \tau : 0 \leq \tau \leq t,$$

where the kernel $G_{c,p}$ is as defined in (15).

Remark 2. Assumption 1-(a) ensures the internal stability of the closed-loop mapping of the controller's initial states to its output, which is essential for the well-posedness of Problem 1. Assumption 1-(b) further guarantees the uniform boundedness of the controller's kernel, which is required for its (BIBO) stability. Assumption 1-(c), however, is admittedly restrictive. Still, we adopt it in this study because i) it ensures that the kernel $G_{c,p,q}(t, \tau)$ of (17) is non-negative over the domain of interest, thereby permitting the direct application of Lemmas 1 and 2, and ii) it allows us to focus the analysis on $g_c(t, \tau)$ instead of $G_{c,p}(t, \tau)$ without having to impose further structural constraints on $g_p(t, \tau)$ to state our results. Relaxing this condition is a topic for future work.

Having established the needed assumptions, we can present the following result.

Lemma 5. Under Assumption 1, the following are true:

- a) For $q \in \mathbb{Z}_{\geq 1}$,

$$\sup_{t \geq 0} \int_0^t g_c(t, \tau) \tau^q d\tau < \infty. \quad (23)$$

- b) For $q \in \mathbb{Z}_{\geq 1}$ and $a \in \mathbb{Z}_{\geq 0}$, if $a \leq q$, then (18) holds.

A proof for Lemma 5 is included in Appendix A. Lemma 5 dictates that, under Assumptions 1-(b) and 1-(c), the stability of the LVIE (17) supposed in Assumption 1-(a) implies that the controller's kernel g_c has sufficient decay to maintain the integrability of the convolution-like integral in (23) despite the polynomial growth term τ^q , where $\tau \in [0, t]$, $t \geq 0$, and $q \in \mathbb{Z}_{\geq 1}$. Consequently, if $a \leq q$, then the controller can also handle the growth term τ^a in (18), for $\tau \in [0, t]$, $t \geq 0$, and $a \in \mathbb{Z}_{\geq 0}$. This brings us to the first main result of the section.

Theorem 1. Suppose Assumption 1 holds. For $q \in \mathbb{Z}_{\geq 1}$ and $a \in \mathbb{Z}_{\geq 0}$ described as in (12) and (13), respectively, if $a \leq q$, then, for any given $\epsilon > 0$, there exists $h \in \mathbb{R} \setminus 0$ such that the corresponding FDIA y_a designed per (13) remains ϵ -stealthy with respect to u_q per Definition 3.

Proof. Under Assumption 1-(a), for any given $\epsilon > 0$, $\exists \delta(\epsilon) > 0$ such that $\sup_{t \geq 0} |\phi_{c,a}(t)| < \delta(\epsilon) \implies \sup_{t \geq 0} |u_q(t)| < \epsilon$ (see Definition 1). Therefore, if h can be chosen such that $\sup_{t \geq 0} |\phi_{c,a}(t)| < \delta(\epsilon)$ then $\sup_{t \geq 0} |u_q(t)| < \epsilon$, which implies ϵ -stealth for the FDIA y_a with respect to u_q per Definition 3. This is established through Lemmas 4-(a) and 5-(b), which completes the proof. \square

We move on to pursue the conditions enabling untraceable stealth for the FDIA with respect to u_q . Similar to ϵ -stealth, for untraceable stealth, we need to ensure appropriate behavior of the input $\phi_{c,a}$ to (17) such that u.s. follows from the stability properties stated in Definition 2. Keeping this in mind, first, we make the following assumption.

Assumption 2. We suppose:

- a) The LVIE in (17) is asymptotically stable per Definition 2.
b) $\lim_{t \rightarrow \infty} \int_0^1 g(t, \tau) d\tau = 0$.
c) $\lim_{T \rightarrow 0^+} \sup_{t \geq 0} \int_0^T g_c(t, \tau) d\tau = 0$.

Remark 3. As discussed earlier, to prove u.s. for the FDIA (13), we rely on (17) being asymptotically stable, which then necessitates Assumption 2-(a). Assumptions 2-(b) and 2-(c) are additionally introduced to impose a regularity constraint on the asymptotic behavior of the controller's impulse-response, and ensure the continuity of $g_c(t, \tau)$ near $\tau = 0$, respectively, which we shall require to present our results.

With Assumption 2 in place, we state the following result.

Lemma 6. Under Assumptions 1 and 2, the following are true:

- a) For $q \in \mathbb{Z}_{\geq 1}$,

$$\lim_{t \rightarrow \infty} \int_0^t g_c(t, \tau) \tau^{q-1} d\tau = 0. \quad (24)$$

- b) For $q \in \mathbb{Z}_{\geq 1}$ and $a \in \mathbb{Z}_{\geq 0}$, if $a < q$, then (20) holds.

This leads us to the second main result of the section.

Theorem 2. Suppose Assumptions 1 and 2 hold. For $q \in \mathbb{Z}_{\geq 1}$ and $a \in \mathbb{Z}_{\geq 0}$ described as in (12) and (13), respectively, if $a < q$, then there exists $h \in \mathbb{R} \setminus 0$ such that the corresponding FDIA y_a designed per (13) remains untraceably stealthy with respect to u_q per Definition 3.

Proof. Firstly, the FDIA y_a is deemed ϵ -stealthy with respect to u_q per Theorem 1. Then, since (17) is assumed to be asymptotically stable, we infer (from Definition 2) that there exists $\delta > 0$ such that $\sup_{t \geq 0} |\phi_{c,a}(t)| < \delta$ and $\lim_{t \rightarrow \infty} \phi_{c,a}(t) = 0 \implies \lim_{t \rightarrow \infty} u_q(t) = 0$, which then renders the FDIA y_a u.s. with respect to u_q per Definition 3. Therefore, to complete the proof, it suffices to show that there exists $h \neq 0$ such that i) $\sup_{t \geq 0} |u_q(t)| < \delta$ and ii) $\lim_{t \rightarrow \infty} u_q(t) = 0$. The first condition follows from Lemmas 4-(a) and 5-(b), and the second from Lemmas 4-(b) and 6-(b). This completes the proof. \square

5. NUMERICAL EXAMPLES

In this section, we provide numerical validation of our theoretical results.

Example 1 (Non-negative-kernel feedback):

For this example, we consider the following instantiation of the control system depicted in Fig. 1:

- The system \mathcal{Q} is composed of a chain of $q = 2$ integrators, and its impulse-response kernel $g_q(t) = t$, for $t \geq 0$.
- The controller \mathcal{C} is represented by the LTV system

$$\begin{aligned} \dot{x}_c &= -t^2 x_c + u_c, \\ u_q &= x_c. \end{aligned} \quad (25)$$

Correspondingly, its impulse-response kernel is given by

$$g_c(t, \tau) = e^{-\frac{1}{3}(t^3 - \tau^3)}, \quad 0 \leq \tau \leq t. \quad (26)$$

- The plant \mathcal{P} is the trivial unity-gain mapping such that $y_p(t) \equiv u_p(t)$. Correspondingly, $g_p(t, \tau) \equiv \delta_D(t - \tau)$, where δ_D denotes the Dirac delta function.

It can be verified that Assumptions 1 and 2 hold for this setup. Therefore, Theorems 1 and 2 apply. To validate these results, numerical simulations are included in Fig. 2.

Firstly, we consider an FDIA constructed per (13) for $a = 2$ and $h = 1$, as shown in Fig. 2a. For this case, since $a = q$, Theorem 1 stipulates that u_q will remain bounded for all t by some finite $\epsilon > 0$. This is indeed confirmed in Fig. 2b, which

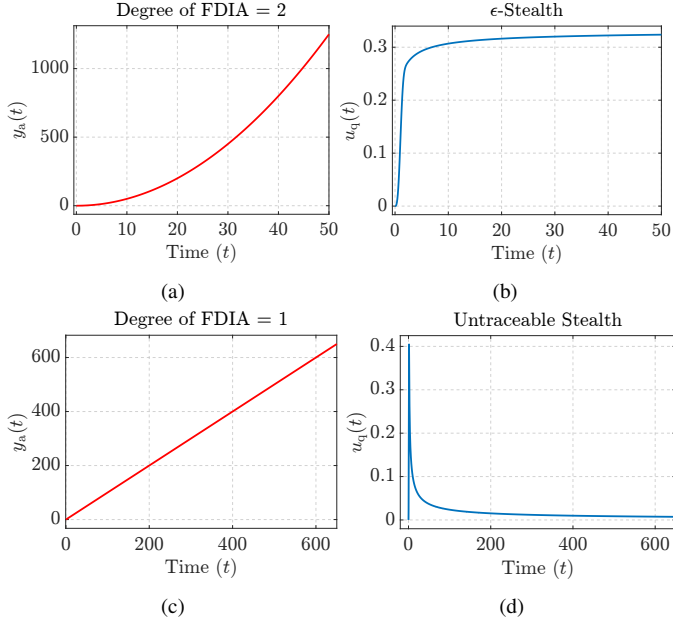


Fig. 2. Simulation results for Example 1 from Section 5.

renders the FDIA growing unbounded over time ϵ -stealthy, where $\epsilon < 0.4$. In a similar vein, an FDIA constructed per (13) for $a = 1$ and $h = 1$ is then considered in Fig. 2c. In this scenario, since $a < q$, Theorem 2 dictates that u_q will not only remain bounded, but will also converge to 0 asymptotically. The plot in Fig. 2d confirms this, thereby rendering the (unbounded) FDIA untraceably stealthy with respect to u_q per Definition 3.

The theoretical results and simulations presented so far corroborate the claim that integrators in the control-loop make *non-negative-kernel* feedback systems susceptible to stealthy FDIAs. However, this does not imply that integrator-endowed systems under *non-positive-kernel* feedback are exempt from suffering the same fate. To highlight this, next, we consider non-positive-kernel feedback in the context of Problem 1.

Example 2 (Non-positive-kernel feedback):

For this example, we again consider the control system adopted in Example 1, but with the following variation: The controller \mathcal{C} is now given by the following LTV system

$$\begin{aligned} \dot{x}_c &= -(3t^2 + 0.5)x_c + u_c, \\ u_q &= -x_c, \end{aligned} \quad (27)$$

which permits the non-positive impulse-response kernel

$$g_c(t, \tau) = -e^{-(t^3 - \tau^3) - \frac{1}{2}(t - \tau)}, \quad 0 \leq \tau < t. \quad (28)$$

The response of this setup to the FDIA y_a constructed per (13) for $a = 1$ and $h = 0.1$ is shown in Fig. 3.

As could be observed, this FDIA — growing unbounded over time (see Fig. 2a) — causes the output of the system to grow unbounded over time, as shown in Fig. 3c. However, the signals u_q and u_c paint a different picture: The signal u_q remains bounded for all t , thereby rendering the FDIA ϵ -stealthy with respect to u_q , where $\epsilon < 3$, as depicted in Fig. 3b. Similarly, the signal u_c remains bounded for all t and, additionally, converges to 0 asymptotically. This then renders the FDIA u.s. with respect to u_c , as could be seen in Fig. 3d.

Remark 4. Example 2 demonstrates the potential of extending the theoretical results stated in Theorems 1 and 2 to more

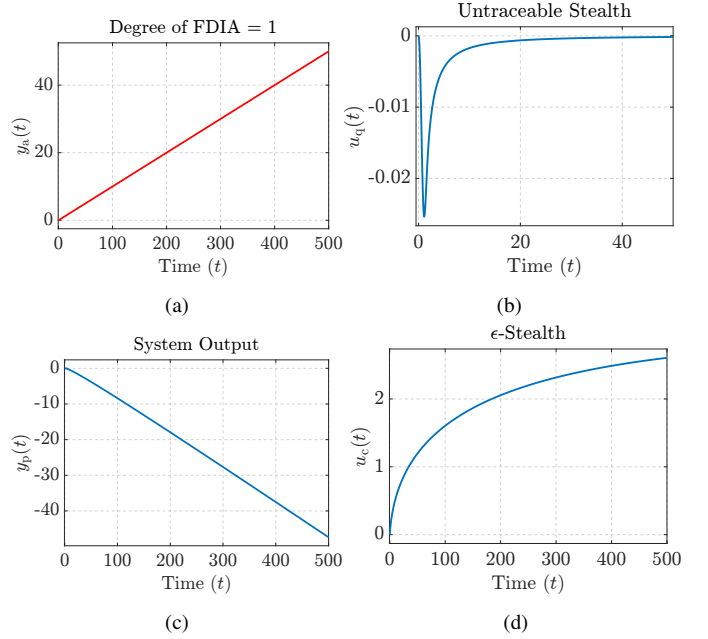


Fig. 3. Simulation results for Example 2 from Section 5.

general settings that permit non-positive-kernel feedback. This further strengthens the argument against the presence of integrators in feedback systems, as they allow for potentially unbounded FDIAs of the form (13) to remain stealthy.

6. CONCLUSION

In this work, we studied the security of LTV systems that contain $q \in \mathbb{Z}_{>1}$ integrators in the closed-loop under non-negative-kernel feedback. For polynomial FDIA signals of degree $a \in \mathbb{Z}_{\geq 0}$, it was formally proved under the conditions stated in Assumptions 1 and 2 that if $a \leq q$ ($a < q$, resp.), then, for some finite $\epsilon > 0$, the FDIA will remain ϵ -stealthy (untraceably stealthy, resp.) to an anomaly detector comparing the output of the controller to its expected nominal trajectory.

For future work, we intend to expand our investigation to include integrator-endowed systems under non-positive-kernel feedback. It was already shown in Example 2 of Section 5 that such systems are susceptible to stealthy FDIAs that can grow unbounded over time. Therefore, this line of inquiry seems promising and, thus, warrants further research.

REFERENCES

- Brunner, H. (2017). *Volterra integral equations: an introduction to theory and applications*, volume 30. Cambridge University Press.
- Burton, T.A. (2005). *Volterra integral and differential equations*, volume 202. Elsevier.
- Franklin, G.F., Powell, J.D., Emami-Naeini, A., and Powell, J.D. (2002). *Feedback control of dynamic systems*, volume 4. Prentice hall Upper Saddle River.
- Gripenberg, G., Londen, S.O., and Staffans, O. (1990). *Volterra integral and functional equations*. 34. Cambridge University Press.
- Hemsley, K.E., Fisher, E., et al. (2018). History of industrial control system cyber incidents. Technical report, Idaho National Lab.(INL), Idaho Falls, ID (United States).
- Kadelburg, Z. and Marjanovic, M. (2005). Interchanging two limits. *Enseign. Math*, 8(1), 15–29.

- Pasqualetti, F., Dörfler, F., and Bullo, F. (2013). Attack detection and identification in cyber-physical systems. *IEEE transactions on automatic control*, 58(11), 2715–2729.
- Protter, M.H., Charles Jr, B., et al. (2012). *Intermediate calculus*. Springer Science & Business Media.
- Rao, V.G. and Bernstein, D.S. (2001). Naive control of the double integrator. *IEEE Control Systems Magazine*, 21(5), 86–97.
- Rudin, W. (1976). Principles of mathematical analysis. 3rd ed. Rugh, W.J. (1996). *Linear system theory*. Prentice-Hall, Inc.
- Teixeira, A., Shames, I., Sandberg, H., and Johansson, K.H. (2015). A secure control framework for resource-limited adversaries. *Automatica*, 51, 135–148.
- Tsalyuk, Z. (1979). Volterra integral equations. *Journal of Soviet Mathematics*, 12(6), 715–758.

Appendix A. PROOF OF LEMMA 5

Proof.

- a) Under Assumption 1-(a), it follows from Lemma 1 that

$$\begin{aligned} & \sup_{t \geq 0} \int_0^t G_{c,p,q}(t, \sigma) d\sigma \\ &= \sup_{t \geq 0} \int_0^t \int_\sigma^t G_{c,p}(t, \tau) g_q(\tau - \sigma) d\tau d\sigma < \infty. \end{aligned}$$

Then, by applying Assumption 1-(c), we obtain the following implication from the inequality above:

$$\sup_{t \geq 0} \int_0^t \int_\sigma^t g_c(t, \tau) g_q(\tau - \sigma) d\tau d\sigma < \infty. \quad (\text{A.1})$$

Substituting (12) in (A.1) and iterating the order of integration then yields

$$\begin{aligned} & \frac{1}{(q-1)!} \sup_{t \geq 0} \int_0^t g_c(t, \tau) \int_0^\tau (\tau - \sigma)^{q-1} d\sigma d\tau < \infty \\ & \iff \frac{1}{q!} \sup_{t \geq 0} \int_0^t g_c(t, \tau) \tau^q d\tau < \infty, \end{aligned}$$

which implies (23), and completes the proof.

- b) For $a = q$, (18) follows trivially from (23). For $0 \leq a < q \geq 1$, consider the following: For $b_1, b_2 \in \mathbb{R}_{\geq 0}$, $b_2 \geq b_1$, let

$$\Gamma_{t,q}(b_1, b_2) := \int_{b_1}^{b_2} g_c(t, \tau) \tau^q d\tau, \quad t \geq 0. \quad (\text{A.2})$$

Then, from (23), it follows that

$$\sup_{t \in [0,1]} \Gamma_{t,q}(0, t) < \infty, \quad (\text{A.3})$$

and

$$\sup_{t > 1} \Gamma_{t,q}(0, t) = \sup_{t > 1} (\Gamma_{t,q}(0, 1) + \Gamma_{t,q}(1, t)) < \infty. \quad (\text{A.4})$$

Under Assumption 1-(c), since $\Gamma_{t,q}(0, 1)$ and $\Gamma_{t,q}(1, t) \geq 0$, for all $t \geq 0$, (A.4) implies

$$\sup_{t > 1} \Gamma_{t,q}(0, 1) < \infty \text{ and } \sup_{t > 1} \Gamma_{t,q}(1, t) < \infty. \quad (\text{A.5})$$

Coming back to the proof of (18) for $a < q$: Since

$$\sup_{t \geq 0} \Gamma_{t,a}(0, t) = \max \left\{ \sup_{t \in [0,1]} \Gamma_{t,a}(0, t), \sup_{t > 1} \Gamma_{t,a}(0, t) \right\}, \quad (\text{A.6})$$

it suffices to show that both $\sup_{t \in [0,1]} \Gamma_{t,a}(0, t) < \infty$ and $\sup_{t > 1} \Gamma_{t,a}(0, t) < \infty$. To that end, first, we note that

$\sup_{t > 1} \Gamma_{t,a}(0, t) = \sup_{t > 1} (\Gamma_{t,a}(0, 1) + \Gamma_{t,a}(1, t))$. For $0 \leq a < q \geq 1$, $\tau^a < \tau^q$, for all $\tau \in \mathbb{R} : \tau > 1$. Consequently, we obtain

$$\sup_{t > 1} \Gamma_{t,a}(1, t) < \sup_{t > 1} \Gamma_{t,q}(1, t) < \infty, \quad (\text{A.7})$$

where the last inequality follows from (A.5). Now, for $\tau \in (0, 1]$, $0 < \tau^q \leq \tau^a \leq 1$, where $0 \leq a < q \geq 1$. This implies that $\tau^a < 1 + \tau^q$, for all $\tau \in [0, 1]$. Consequently,

$$\begin{aligned} & \sup_{t > 1} \Gamma_{t,a}(0, 1) < \sup_{t > 1} \left(\int_0^1 g_c(t, \tau) d\tau + \Gamma_{t,q}(0, 1) \right), \\ & \leq \sup_{t > 1} \int_0^1 g_c(t, \tau) d\tau + \sup_{t > 1} \Gamma_{t,q}(0, 1) < \infty, \quad (\text{A.8}) \end{aligned}$$

where the last inequality follows from Assumption 1-(b) and (A.5). Together with (A.7), this then implies that $\sup_{t > 1} \Gamma_{t,a}(0, t) < \infty$ in (A.6). Following a similar line of reasoning, it could be shown that

$$\begin{aligned} & \sup_{t \in [0,1]} \Gamma_{t,a}(0, t) < \sup_{t \in [0,1]} \int_0^t g_c(t, \tau) d\tau + \sup_{t \in [0,1]} \Gamma_{t,q}(0, t), \\ & < \infty, \end{aligned}$$

where the last inequality follows from Assumption 1-(b) and (A.3). With this, we have shown that for $a \leq q$ $\sup_{t \geq 0} \Gamma_{t,a}(0, t) < \infty$ in (A.6), which is equivalent to (18). This completes the proof. \square

The proof is complete. \square

Appendix B. PROOF OF LEMMA 6

Before proceeding with the proof of Lemma 6, we present the following supporting result.

Lemma 7. Under Assumptions 1 and 2, the following limit converges uniformly in t

$$\lim_{T \rightarrow 0^+} \int_T^t g_c(t, \tau) (\tau - T)^{q-1} d\tau = \int_0^t g_c(t, \tau) \tau^{q-1} d\tau, \quad (\text{B.1})$$

where $q \in \mathbb{Z}_{\geq 1}$.

Proof. To complete the proof, it suffices to show that

$$\lim_{T \rightarrow 0^+} \sup_{t \geq 0} |F_T(t) - F_0(t)| = 0, \quad (\text{B.2})$$

where $F_T(t) := \int_T^t g_c(t, \tau) (\tau - T)^{q-1} d\tau$, for $t > T > 0$. To that end, it follows that for $q = 1$, (under Assumption 1-(c)) $|F_T(t) - F_0(t)| = \int_0^T g_c(t, \tau) d\tau$. Then, (B.2) follows by applying Assumption 2-(c). For $q \in \mathbb{Z}_{\geq 2}$, we note that

$$\begin{aligned} & |F_T(t) - F_0(T)| = \left| \int_T^t g_c(t, \tau) ((\tau - T)^{q-1} - \tau^{q-1}) d\tau - \int_0^T g_c(t, \tau) \tau^{q-1} d\tau \right| \\ & \leq \int_T^t g_c(t, \tau) |\tau^{q-1} - (\tau - T)^{q-1}| d\tau + \int_0^T g_c(t, \tau) \tau^{q-1} d\tau. \quad (\text{B.3}) \end{aligned}$$

For the first term in (B.3), by applying the mean value theorem to the continuous function $p(r) := r^{q-1}$ defined over the closed domain $[\tau - T, \tau]$, we obtain

$$\begin{aligned} & |\tau^{q-1} - (\tau - T)^{q-1}| \leq T(q-1) \max_{r \in ((\tau - T), \tau)} r^{q-2}, \\ & \leq T(q-1) \tau^{q-2}. \end{aligned}$$

For the second term in (B.3), for $q \geq 2$, $\tau^{q-1} = \tau \tau^{q-2} \leq T \tau^{q-2}$, for $\tau \in [0, T]$. Substituting these upper bounds (in

place of their corresponding terms) in (B.3), and then using the resulting upper bound of (B.3) in (B.2) under Assumption 1-(c) (which allows us to increase the interval of the integrals while maintaining the upper bound) then yields

$$\begin{aligned} \lim_{T \rightarrow 0^+} \sup_{t \geq 0} |F_T(t) - F_0(t)| &\leq \lim_{T \rightarrow 0^+} Tq \sup_{t \geq 0} \underbrace{\int_0^t g_c(t, \tau) \tau^{q-2} d\tau}_{=: M < \infty \text{ (per Lemma 5)}} \\ &= \lim_{T \rightarrow 0^+} TqM = 0. \end{aligned}$$

This satisfies (B.2) and completes the proof. \square

Now we proceed with the proof of Lemma 6.

Proof of Lemma 6.

a) Firstly, it follows from Lemma 2 that, for any fixed $T > 0$,

$$\lim_{t \rightarrow \infty} \int_0^T G_{c,p,q}(t, \sigma) d\sigma = 0. \quad (\text{B.4})$$

Then, it follows from the definition of $G_{c,p,q}$ in (17) and Assumption 1-(c) that

$$\begin{aligned} &\lim_{t \rightarrow \infty} \int_0^T G_{c,p,q}(t, \sigma) d\sigma, \\ &\geq \lim_{t \rightarrow \infty} \int_0^T \left(\int_\sigma^t g_c(t, \tau) g_q(\tau - \sigma) d\tau \right) d\sigma, \\ &= \frac{1}{(q-1)!} \lim_{t \rightarrow \infty} \left(\int_0^T g_c(t, \tau) \left(\int_0^\tau (\tau - \sigma)^{q-1} d\sigma \right) d\tau \right. \\ &\quad \left. + \int_T^t g_c(t, \tau) \left(\int_0^T (\tau - \sigma)^{q-1} d\sigma \right) d\tau \right), \quad (\text{B.5}) \\ &= \frac{1}{q!} \lim_{t \rightarrow \infty} \left(\int_0^T g_c(t, \tau) \tau^q d\tau \right. \\ &\quad \left. + \int_T^t g_c(t, \tau) (\tau^q - (\tau - T)^q) d\tau \right) \geq 0, \quad (\text{B.6}) \end{aligned}$$

where the equality in (B.5) follows from the iteration of the order of integration (allowed under the continuity of the integrand, where continuity of the integrand follows from Lemma 3). Furthermore, the last inequality (≥ 0) in (B.6) follows from the observation that each of the terms inside the main parentheses in (B.6) is non-negative per Assumption 1-(c). Finally, we note that this last inequality implies equality ($= 0$), as the expression in (B.6) cannot be greater than, and less than, 0 simultaneously. Substituting $\mu := \tau - T$ in (B.6), and subsequently applying the binomial expansion

$$(\mu + T)^q - \mu^q = qT\mu^{q-1} + \sum_{k=2}^q \binom{q}{k} \mu^{q-k} T^k, \quad (\text{B.7})$$

where $\binom{q}{k} := 0$ for $k > q \geq 1$, yields

$$\begin{aligned} &\lim_{t \rightarrow \infty} \left(\int_0^T g_c(t, \tau) \tau^q d\tau + qT \int_0^{t-T} g_c(t, \mu + T) \mu^{q-1} d\mu \right. \\ &\quad \left. + \sum_{k=2}^q \binom{q}{k} T^k \int_0^{t-T} g_c(t, \mu + T) \mu^{q-k} d\mu \right) = 0. \end{aligned} \quad (\text{B.8})$$

Since each of the terms inside the parentheses is non-negative (under Assumption 1-(c)), and the limit of the

sum exists (as given in (B.8)), the sum of the limits (the limit in (B.8) when distributed inside the parentheses and applied to each term) exists, and each of them (the limits) also converges to 0. Keeping this in mind, we focus on the second term inside the parentheses in (B.8), re-substitute $\mu = \tau - T$, divide it by $T > 0$, and take the limit $T \rightarrow 0^+$ to obtain

$$\lim_{T \rightarrow 0^+} \lim_{t \rightarrow \infty} \int_T^t g_c(t, \tau) (\tau - T)^{q-1} d\tau = 0. \quad (\text{B.9})$$

To complete the proof, it suffices to show that the following limit

$$\lim_{T \rightarrow 0^+} \int_T^t g_c(t, \tau) (\tau - T)^{q-1} d\tau = \int_0^t g_c(t, \tau) \tau^{q-1} d\tau, \quad (\text{B.10})$$

converges uniformly in t , as it would then allow us to employ (Kadelburg and Marjanovic, 2005, Theorem 1) to iterate the order of the limit in (B.9) and apply (B.10) to obtain (24), thereby completing the proof. Lemma 7 establishes (B.10), which completes the proof.

b) From (16), we note that if $a = q - 1$, then (20) follows trivially. For the case where $q > 1$ and $0 \leq a < q - 1$, it follows from (24) that, for $t \geq 1$,

$$\begin{aligned} &\lim_{t \rightarrow \infty} \int_0^t g_c(t, \tau) \tau^a d\tau, \\ &= \lim_{t \rightarrow \infty} \left(\int_0^1 g_c(t, \tau) \tau^a d\tau + \int_1^t g_c(t, \tau) \tau^a d\tau \right), \end{aligned} \quad (\text{B.11})$$

$$\leq \lim_{t \rightarrow \infty} \int_0^1 g_c(t, \tau) d\tau + \lim_{t \rightarrow \infty} \int_0^t g_c(t, \tau) \tau^{q-1} d\tau = 0, \quad (\text{B.12})$$

where the last inequality in (B.12) is explained by observing the following: i) each term in the limit of sums in (B.11) is non-negative under Assumption 1-(c), therefore, the sum of limits exists and, thus, the limit can be distributed inside the parentheses. ii) Given that $0 \leq a < q - 1 \geq 1$, we have $\tau^a < \tau^{q-1}$, for all $\tau > 1$. Furthermore, for $\tau \in (0, 1]$, $0 < \tau^{q-1} \leq \tau^a \leq 1$. This implies that $\tau^a < 1 + \tau^{q-1}$, for all $\tau \in [0, 1]$. Substituting these upper bounds of τ^a in (B.11) (over appropriate intervals of integration), and observing that $\int_0^1 g_c(t, \tau) \tau^{q-1} d\tau + \int_1^t g_c(t, \tau) \tau^{q-1} d\tau = \int_0^t g_c(t, \tau) \tau^{q-1} d\tau$, then yields the inequality in (B.12). Finally, the equality in (B.12) follows from Assumption 2-(b) and (24). That is, (B.12) implies $\lim_{t \rightarrow \infty} \int_0^t g_c(t, \tau) \tau^a d\tau \leq 0$. Under Assumption 1-(c), the inequality here then implies equality ($= 0$), which yields (20) and completes the proof.

The proof is complete. \square